
ALVIVAL SUPER FUND

Reports

Table of Contents

Report Name

Fund Details Report

Trial Balance

General Ledger Audit Trail Report

Bank Account Movement Report

Investment Summary Report

Investment Movement and Returns Report

Investment Allocation

Foreign Cash Reconciliation

Statement of Taxable Income Report

Foreign Income and Expenses Worksheet

Tax Accounting Reconciliation

Realised Capital Gains Report

Unrealised Capital Gains Report

ALVIVAL SUPER FUND

Fund Details Report

Fund Details

Fund Start Date	16 May 2012
Fund Code	ALVIVAL
Name	ALVIVAL SUPER FUND
Previous Name	
Legal Type	SMSF
Is Resident	True
ABN	90 721 907 162
TFN	937010168
SFN	
RSE Registration Number	
RSE Effective Date	

Fund Contact Details

Phone	
Fax	
Email	
URL	
Use Physical Address for Mailing	False
Physical Address	
Line 1	33/36 Osborne Road
Line 2	
Line 3	
Suburb	MANLY
State	NSW
Postcode	2095
Validate Address	False
Mailing Address	
Addressee	
Line 1	Suite 201
Line 2	30 Fisher Road
Line 3	
Suburb	DEE WHY
State	NSW
Postcode	2099
Validate Address	False

Trust Deeds

Deed Date	16 May 2012	Date Printed	
Jurisdiction	NSW	Deed Type	Establishment
Trustee Name	Alvival Pty Ltd		
Deed Source	Not Supplied		
Comments			

ALVIVAL SUPER FUND

Fund Details Report

Fund Investment Returns

Financial Year	Rate Of Return
2021	Not Recorded
2020	Not Recorded
2019	Not Recorded
2018	Not Recorded
2017	Not Recorded
2016	Not Recorded
2015	Not Recorded
2014	Not Recorded
2013	Not Recorded
2012	Not Recorded

Corporate Trustee Details

Name	Alvival Pty Ltd
ABN	
ACN	158383629
TFN	

Contact Details

Phone	
Fax	
Email	
URL	
Preferred Voice Contact	
Preferred Written Contact	
Use Physical Address for Mailing	False

Physical Address

Line 1	Not Supplied
Line 2	
Line 3	
Suburb	
State	
Postcode	
Validate Address	False

Mailing Address

Addressee	
Line 1	Not Supplied
Line 2	
Line 3	
Suburb	
State	
Postcode	
Validate Address	False

ALVIVAL SUPER FUND

Fund Details Report

Fund Settings

Annual Return Address Default	Fund
Fund Policy	
Fund Policy Start Date	
Fund Policy End Date	
GST	
GST Status	Non-Registered
GST Status Date	
GST Tax Period	
Pensions	
Segregate for Pension Purposes	True
Pension Exempt % (Actuarial)	100.00%
Pension Exempt % (Expenses)	100.00%
Tax Effect Accounting	
Use Tax Effect Accounting	False
Capital Loss Provision %	0.00%
Income Loss Provision %	0.00%
Unrealised Gains Provision %	0.00%

Bank Accounts

Code and Description	680 - Cash at Bank - 2266644
Account Type	Bank Account
BSB	704-865
Account Number	226644
Account Name	Alvival Pty Ltd ATF ALVIVAL SUPER FUND
Operational Account	True
Holding Reference Type	
Holding Reference	
In-House Asset	False
Code and Description	681 - Cash at Bank - 2266645
Account Type	Bank Account
BSB	704-865
Account Number	2266645
Account Name	Alvival Pty Ltd ATF ALVIVAL SUPER FUND
Operational Account	True
Holding Reference Type	
Holding Reference	
In-House Asset	False
Code and Description	682 - Cash at Bank - 2288829
Account Type	Bank Account
BSB	704-865
Account Number	2288829
Account Name	Alvival Pty Ltd ATF ALVIVAL SUPER FUND
Operational Account	True
Holding Reference Type	
Holding Reference	
In-House Asset	False

ALVIVAL SUPER FUND**Fund Details Report**

Investment Accounts**Code and Description** **BNO - Bionomics Limited**

Holding Reference Type

Holding Reference

Security Issue Code BNO

Market Type Code LM

Unlisted Security Type Code

In-House Asset False

Code and Description **FMG - Fortescue Metals Group Ltd**

Holding Reference Type

Holding Reference

Security Issue Code FMG

Market Type Code LM

Unlisted Security Type Code

In-House Asset False

Code and Description **IVC - Invocare Limited**

Holding Reference Type

Holding Reference

Security Issue Code IVC

Market Type Code LM

Unlisted Security Type Code

In-House Asset False

Code and Description **MAQ0641AU - Charter Hall Direct Industrial Fund <T>**

Holding Reference Type

Holding Reference

Security Issue Code MAQ0641AU

Market Type Code MF

Unlisted Security Type Code

In-House Asset False

Code and Description **MAQ0816AU - Charter Hall Direct Industrial Fund No. 2 Wholesale**

Holding Reference Type

Holding Reference

Security Issue Code MAQ0816AU

Market Type Code MF

Unlisted Security Type Code

In-House Asset False

Code and Description **MAQ0842AU - Charter Hall Direct Office Fund - Wholesale A**

Holding Reference Type

Holding Reference

Security Issue Code MAQ0842AU

Market Type Code MF

Unlisted Security Type Code

In-House Asset False

Code and Description **MAQ0854AU - Charter Hall Direct Industrial Fund No.4**

ALVIVAL SUPER FUND**Fund Details Report**

Holding Reference Type	
Holding Reference	
Security Issue Code	MAQ0854AU
Market Type Code	MF
Unlisted Security Type Code	
In-House Asset	False
Code and Description	MSCF - Mason Stevens Credit Fund
Holding Reference Type	
Holding Reference	
Security Issue Code	MSCF
Market Type Code	UN
Unlisted Security Type Code	UnlistedTrust
In-House Asset	False
Code and Description	TAM - Tanami Gold NL
Holding Reference Type	
Holding Reference	
Security Issue Code	TAM
Market Type Code	LM
Unlisted Security Type Code	
In-House Asset	False
Code and Description	VAH - Virgin Australia Holdings Limited
Holding Reference Type	
Holding Reference	
Security Issue Code	VAH
Market Type Code	LM
Unlisted Security Type Code	
In-House Asset	False
Code and Description	WAM - WAM Capital Limited
Holding Reference Type	
Holding Reference	
Security Issue Code	WAM
Market Type Code	LM
Unlisted Security Type Code	
In-House Asset	False
Code and Description	WDE - Wealth Defender Equities Limited
Holding Reference Type	
Holding Reference	
Security Issue Code	WDE
Market Type Code	LM
Unlisted Security Type Code	
In-House Asset	False

ALVIVAL SUPER FUND

Fund Details Report

Custom Holding Accounts

Code and Description	DWL1 - DWL Managed Discretionary Account
Holding Reference Type	
Holding Reference	
Unrealised Tax Provision %	
Unrealised Tax Provision Default?	
In-House Asset	False
GL Investment Classification	OtherAssets
Tax Return Classification	AustDirectOther
Capital Gain Classification	NonCGTAsset
Market Type	NI

ALVIVAL SUPER FUND

Fund Details Report

Member Details

Member Number	1
Title	MR
First Name	Alan
Middle Names	Vivian
Family Name	Parry
Gender	Male
Date of Birth	4 February 1950
Date of Death	
Preferred Salutation	
Preferred Name	

Contact Details

Preferred Voice Contact	
Preferred Written Contact	
Home Phone	
Work Phone	
Mobile	
Fax	
Direct	
Email	

Use Physical Address for Mailing	False
----------------------------------	-------

Physical Address

Line 1	33/36 Osborne Road
Line 2	
Line 3	
Suburb	MANLY
State	NSW
Postcode	2095
Validate Address	False

Mailing Address

Addressee	
Line 1	Suite 201
Line 2	30 Fisher Road
Line 3	
Suburb	DEE WHY
State	NSW
Postcode	2099
Validate Address	False

Member Details

Join Fund Date	16 May 2012
Leave Fund Date	
ESP Start Date	16 May 2012
Australian Resident	True
TFN	441118516
Claim Tax Free Threshold	True
Death Sum Insured	0.00
TPD Sum Insured	0.00
Salary Continuance Sum Insured	0.00

Pension Accounts

ALVIVAL SUPER FUND

Fund Details Report

Pension Account Name	AL_ABP_(4)
Pension Type	AccountBased
Start Date	17 June 2019
Crystallisation Date	

Pension Accounts

Pension Account Name	AL_ABP_2
Pension Type	AccountBased
Start Date	20 December 2017
Crystallisation Date	

Pension Accounts

Pension Account Name	AL_ABP_3
Pension Type	AccountBased
Start Date	1 June 2018
Crystallisation Date	

Pension Accounts

Pension Account Name	AL_ABP_1
Pension Type	AccountBased
Start Date	1 July 2013
Crystallisation Date	1 July 2013

ALVIVAL SUPER FUND

Fund Details Report

ALVIVAL SUPER FUND

Detailed Trial Balance as at 30 June 2020

Prior Year		Description	Current Year		
Debits	Credits		Quantity	Debits	Credits
		INCOME			
-	20,000.00	Contributions - Member - Personal Non-Concessional Mr Alan Parry		-	-
-	-	Realised Capital Gains - Managed Investments Charter Hall Direct Office Fund - Wholesale A		-	37,009.55
-	-	Realised Capital Gains - Shares in Listed Companies Fortescue Metals Group Ltd		-	9,148.08
236.44	-	Wealth Defender Equities Limited		-	-
-	11,388.36	Distributions - Managed Investments Charter Hall Direct Industrial Fund No. 2 Wholesale		-	11,713.72
-	9,646.64	Charter Hall Direct Industrial Fund No.4		-	13,000.36
-	28,503.84	Charter Hall Direct Office Fund - Wholesale A		-	29,475.72
-	9,637.22	Distributions - Other Assets DWL Managed Discretionary Account		-	8,342.11
-	4,371.43	Dividends - Shares in Listed Companies Fortescue Metals Group Ltd		-	4,285.71
-	264.29	Invocare Limited		-	125.00
-	468.12	WAM Capital Limited		-	468.12
-	154.06	Wealth Defender Equities Limited		-	-
-	285.13	Interest - Cash At Bank Cash at Bank - 2266645		-	206.47
-	182.59	Cash at Bank - 2288829		-	213.63

EXPENSE

ALVIVAL SUPER FUND

Detailed Trial Balance as at 30 June 2020

Prior Year		Description	Current Year		
Debits	Credits		Quantity	Debits	Credits
-	-	Pensions Paid - Mr Alan Parry			
		AL_ABP_(4)		520.00	-
51,700.00	-	AL_ABP_3		38,480.00	-
649.00	-	Accountancy Fee		660.00	-
4,695.30	-	Adviser Fee		5,340.86	-
275.00	-	Auditor Fee		275.00	-
		Bank Fees - Cash At Bank			
-	-	Cash at Bank - 2266645		20.00	-
53.00	-	Regulatory Fees		54.00	-
259.00	-	SMSF Supervisory Levy		259.00	-
		Decrease in Market Value - Managed Investments			
-	12,468.61	Charter Hall Direct Industrial Fund No. 2 Wholesale		-	13,861.24
-	5,283.40	Charter Hall Direct Industrial Fund No.4		-	761.09
-	22,561.22	Charter Hall Direct Office Fund - Wholesale A		21,747.52	-
		Decrease in Market Value - Other Assets			
-	15,544.72	DWL Managed Discretionary Account		20,442.06	-
		Decrease in Market Value - Shares in Listed Companies			
2,490.00	-	Bionomics Limited		-	130.00
-	13,890.00	Fortescue Metals Group Ltd		-	5,399.95
-	1,125.00	Invocare Limited		2,716.60	-
-	1,441.35	Tanami Gold NL		-	2,722.55
500.00	-	Virgin Australia Holdings Limited		840.00	-
801.84	-	WAM Capital Limited		422.80	-
-	725.36	Wealth Defender Equities Limited		-	-

ALVIVAL SUPER FUND

Detailed Trial Balance as at 30 June 2020

Prior Year		Description	Current Year		
Debits	Credits		Quantity	Debits	Credits
		INCOME TAX			
		PROFIT & LOSS CLEARING ACCOUNT			
96,281.76	-	Profit & Loss Clearing Account		45,085.46	-
		ASSETS			
		Managed Investments			
170,708.00	-	Charter Hall Direct Industrial Fund No. 2 Wholesale	130,152.4840	184,569.24	-
161,277.15	-	Charter Hall Direct Industrial Fund No.4	236,785.8680	260,038.24	-
510,823.22	-	Charter Hall Direct Office Fund - Wholesale A	272,760.3227	415,577.63	-
		Other Assets			
102,960.11	-	DWL Managed Discretionary Account		102,518.05	-
		Shares in Listed Companies			
160.00	-	Bionomics Limited	5,000.0000	290.00	-
27,060.00	-	Fortescue Metals Group Ltd	2,000.0000	27,700.00	-
7,995.00	-	Invocare Limited	980.0000	10,270.40	-
7,206.75	-	Tanami Gold NL	160,150.0000	9,929.30	-
1,700.00	-	Virgin Australia Holdings Limited	10,000.0000	860.00	-
4,270.28	-	WAM Capital Limited	2,114.0000	3,847.48	-
		Cash At Bank			
877.32	-	Cash at Bank - 2266644		34,612.16	-
23,927.11	-	Cash at Bank - 2266645		26.07	-
10,283.89	-	Cash at Bank - 2288829		25,497.52	-
		Receivables - Investment Income Receivable - Distributions			
2,847.09	-	Charter Hall Direct Industrial Fund No. 2 Wholesale		2,928.43	-

ALVIVAL SUPER FUND

Detailed Trial Balance as at 30 June 2020

Prior Year			Current Year		
Debits	Credits	Description	Quantity	Debits	Credits
2,411.66	-	Charter Hall Direct Industrial Fund No.4		3,995.76	-
7,125.96	-	Charter Hall Direct Office Fund - Wholesale A		5,796.16	-
		Receivables - Investment Income Receivable - Distributions			
1,658.95	-	DWL Managed Discretionary Account		-	-
		Current Tax Assets - Franking Credits - Other Assets			
1,028.61	-	DWL Managed Discretionary Account		1,063.85	-
		Current Tax Assets - Franking Credits - Shares in Listed Companies			
1,311.43	-	Fortescue Metals Group Ltd		1,285.71	-
79.29	-	Invocare Limited		37.50	-
140.44	-	WAM Capital Limited		140.44	-
46.22	-	Wealth Defender Equities Limited		-	-
LIABILITIES					
MEMBER ENTITLEMENTS					
		Mr Alan Parry			
-	20,844.01	AL_ABP_(4)		-	22,009.83
-	1,025,054.47	AL_ABP_3		-	1,068,974.11
<u>1,203,839.82</u>	<u>1,203,839.82</u>			<u>1,227,847.24</u>	<u>1,227,847.24</u>

ALVIVAL SUPER FUND
General Ledger Audit Trail
For the period from 1 July 2019 to 30 June 2020

Processed Date & User	Date	Description	State	Amount	
Income					
Investment Gains · Disposal Suspense · Managed Investments · Charter Hall Direct Office Fund - Wholesale A					
12/02/2021	craig.duncan@affluencegroup.com.au	17/02/2020	DOF CAPITAL	Accounted	110,507.62 Cr
12/02/2021	craig.duncan@affluencegroup.com.au	17/02/2020	DOF CAPITAL	Accounted	110,507.62 Dr
Investment Gains · Disposal Suspense · Shares in Listed Companies · Fortescue Metals Group Ltd					
12/02/2021	craig.duncan@affluencegroup.com.au	22/05/2020	COMMONWEALTH SEC	Accounted	13,908.03 Dr
11/02/2021	craig.duncan@affluencegroup.com.au	22/05/2020	COMMONWEALTH SEC	Accounted	13,908.03 Cr
Investment Gains · Realised Capital Gains · Managed Investments · Charter Hall Direct Office Fund - Wholesale A					
12/02/2021	craig.duncan@affluencegroup.com.au	17/02/2020	DOF CAPITAL	Accounted	37,009.55 Cr
Investment Gains · Realised Capital Gains · Shares in Listed Companies · Fortescue Metals Group Ltd					
12/02/2021	craig.duncan@affluencegroup.com.au	22/05/2020	COMMONWEALTH SEC	Accounted	9,148.08 Cr
Investment Income · Distributions · Managed Investments · Charter Hall Direct Industrial Fund No. 2 Wholesale					
12/02/2021	craig.duncan@affluencegroup.com.au	30/09/2019	MAQ0816AU Distribution - Cash	Accounted	2,928.43 Cr
12/02/2021	craig.duncan@affluencegroup.com.au	31/12/2019	MAQ0816AU Distribution - Cash	Accounted	2,928.43 Cr
12/02/2021	craig.duncan@affluencegroup.com.au	15/04/2020	Investment Income	Accounted	2,928.43 Cr
12/02/2021	craig.duncan@affluencegroup.com.au	30/06/2020	Investment Income	Accounted	2,928.43 Cr
Investment Income · Distributions · Managed Investments · Charter Hall Direct Industrial Fund No.4					
12/02/2021	craig.duncan@affluencegroup.com.au	30/09/2019	MAQ0854AU Distribution - Cash	Accounted	2,504.42 Cr
12/02/2021	craig.duncan@affluencegroup.com.au	31/12/2019	MAQ0854AU Distribution - Cash	Accounted	2,504.42 Cr
12/02/2021	craig.duncan@affluencegroup.com.au	31/03/2020	MAQ0854AU Distribution - Cash	Accounted	3,995.76 Cr
12/02/2021	craig.duncan@affluencegroup.com.au	30/06/2020	MAQ0854AU Distribution - Cash	Accounted	3,995.76 Cr
Investment Income · Distributions · Managed Investments · Charter Hall Direct Office Fund - Wholesale A					
12/02/2021	craig.duncan@affluencegroup.com.au	30/09/2019	MAQ0842AU Distribution - Cash	Accounted	7,341.90 Cr
12/02/2021	craig.duncan@affluencegroup.com.au	31/12/2019	MAQ0842AU Distribution - Cash	Accounted	7,341.90 Cr
12/02/2021	craig.duncan@affluencegroup.com.au	24/02/2020	DOF CAPITAL	Accounted	3,199.60 Cr
12/02/2021	craig.duncan@affluencegroup.com.au	15/04/2020	Investment Income	Accounted	5,796.16 Cr
12/02/2021	craig.duncan@affluencegroup.com.au	30/06/2020	MAQ0842AU Distribution - Cash	Accounted	5,796.16 Cr
Investment Income · Distributions · Other Assets · DWL Managed Discretionary Account					
12/02/2021	craig.duncan@affluencegroup.com.au	10/07/2019	Investment Income	Accounted	3,368.70 Cr
12/02/2021	craig.duncan@affluencegroup.com.au	22/10/2019	MASON STEVENS	Accounted	1,522.65 Cr
12/02/2021	craig.duncan@affluencegroup.com.au	22/01/2020	MASON STEVENS	Accounted	840.38 Cr
12/02/2021	craig.duncan@affluencegroup.com.au	21/04/2020	MASON STEVENS	Accounted	1,546.53 Cr

ALVIVAL SUPER FUND
General Ledger Audit Trail
For the period from 1 July 2019 to 30 June 2020

Processed Date & User	Date	Description	State	Amount
-----------------------	------	-------------	-------	--------

Income

Investment Income · Distributions · Other Assets · DWL Managed Discretionary Account

12/02/2021	craig.duncan@affluencegroup.com.au	30/06/2020	Distribution - Tax Statement	Accounted	122.84	Cr
12/02/2021	craig.duncan@affluencegroup.com.au	30/06/2020	Distribution - Tax Statement	Accounted	222.56	Cr
12/02/2021	craig.duncan@affluencegroup.com.au	30/06/2020	Distribution - Tax Statement	Accounted	492.40	Cr
12/02/2021	craig.duncan@affluencegroup.com.au	30/06/2020	Distribution - Tax Statement	Accounted	226.05	Cr

Investment Income · Dividends · Shares in Listed Companies · Fortescue Metals Group Ltd

11/02/2021	Income Announcement	2/10/2019	FMG 24C FRANKED @ 30%; DRP NIL DISCOUNT	Accounted	1,028.57	Cr
11/02/2021	Income Announcement	6/04/2020	FMG AUD 0.76 FRANKED, 30% CTR, DRP NIL DISC	Accounted	3,257.14	Cr

Investment Income · Dividends · Shares in Listed Companies · Invocare Limited

11/02/2021	Income Announcement	4/10/2019	IVC 17.5C FRANKED @ 30%; DRP	Accounted	125.00	Cr
------------	---------------------	-----------	------------------------------	-----------	--------	----

Investment Income · Dividends · Shares in Listed Companies · WAM Capital Limited

11/02/2021	Income Announcement	25/10/2019	WAM 7.75C FRANKED @ 30%; DRP	Accounted	234.06	Cr
11/02/2021	Income Announcement	28/04/2020	WAM AUD 0.0775 FRANKED, 30% CTR, DRP 2.5% DISC	Accounted	234.06	Cr

Investment Income · Interest · Cash At Bank · Cash at Bank - 2266645

11/02/2021	Transaction Rules	1/08/2019	INTEREST	Accounted	14.99	Cr
11/02/2021	Transaction Rules	30/08/2019	INTEREST	Accounted	21.79	Cr
11/02/2021	Transaction Rules	30/09/2019	INTEREST	Accounted	21.11	Cr
11/02/2021	Transaction Rules	31/10/2019	INTEREST	Accounted	24.40	Cr
11/02/2021	Transaction Rules	30/11/2019	INTEREST	Accounted	28.39	Cr
11/02/2021	Transaction Rules	31/12/2019	INTEREST	Accounted	5.81	Cr
11/02/2021	Transaction Rules	31/01/2020	INTEREST	Accounted	6.02	Cr
11/02/2021	Transaction Rules	29/02/2020	INTEREST	Accounted	11.91	Cr
11/02/2021	Transaction Rules	31/03/2020	INTEREST	Accounted	17.64	Cr
11/02/2021	Transaction Rules	30/04/2020	INTEREST	Accounted	17.59	Cr
11/02/2021	Transaction Rules	31/05/2020	INTEREST	Accounted	16.41	Cr
11/02/2021	Transaction Rules	30/06/2020	INTEREST	Accounted	20.41	Cr

Investment Income · Interest · Cash At Bank · Cash at Bank - 2288829

11/02/2021	Transaction Rules	31/07/2019	INTEREST	Accounted	17.65	Cr
11/02/2021	Transaction Rules	31/08/2019	INTEREST	Accounted	16.62	Cr
11/02/2021	Transaction Rules	30/09/2019	INTEREST	Accounted	16.11	Cr
11/02/2021	Transaction Rules	31/10/2019	INTEREST	Accounted	15.48	Cr
11/02/2021	Transaction Rules	30/11/2019	INTEREST	Accounted	14.03	Cr
11/02/2021	Transaction Rules	31/12/2019	INTEREST	Accounted	14.53	Cr
11/02/2021	Transaction Rules	31/01/2020	INTEREST	Accounted	14.54	Cr
11/02/2021	Transaction Rules	29/02/2020	INTEREST	Accounted	13.63	Cr
11/02/2021	Transaction Rules	31/03/2020	INTEREST	Accounted	13.94	Cr
11/02/2021	Transaction Rules	30/04/2020	INTEREST	Accounted	9.40	Cr
11/02/2021	Transaction Rules	30/04/2020	INTEREST	Accounted	8.15	Cr
11/02/2021	Transaction Rules	31/05/2020	INTEREST	Accounted	16.20	Cr
11/02/2021	Transaction Rules	31/05/2020	INTEREST	Accounted	14.05	Cr
11/02/2021	Transaction Rules	30/06/2020	INTEREST	Accounted	15.70	Cr
11/02/2021	Transaction Rules	30/06/2020	INTEREST	Accounted	13.60	Cr

Expenses

ALVIVAL SUPER FUND
General Ledger Audit Trail
For the period from 1 July 2019 to 30 June 2020

Processed Date & User	Date	Description	State	Amount	
Expenses					
Investment Losses · Decrease in Market Value · Managed Investments · Charter Hall Direct Industrial Fund No. 2 Wholes					
12/02/2021 craig.duncan@affluencegrou p.com.au	30/06/2020	Market Value Adjustment	Accounted	13,861.24	Cr
Investment Losses · Decrease in Market Value · Managed Investments · Charter Hall Direct Industrial Fund No.4					
12/02/2021 craig.duncan@affluencegrou p.com.au	30/06/2020	Market Value Adjustment	Accounted	761.09	Cr
Investment Losses · Decrease in Market Value · Managed Investments · Charter Hall Direct Office Fund - Wholesale A					
12/02/2021 craig.duncan@affluencegrou p.com.au	30/06/2020	Market Value Adjustment	Accounted	21,747.52	Dr
Investment Losses · Decrease in Market Value · Other Assets · DWL Managed Discretionary Account					
12/02/2021 craig.duncan@affluencegrou p.com.au	30/06/2020	Market Value Adjustment	Accounted	20,442.06	Dr
Investment Losses · Decrease in Market Value · Shares in Listed Companies · Bionomics Limited					
12/02/2021 craig.duncan@affluencegrou p.com.au	30/06/2020	Market Value Adjustment	Accounted	130.00	Cr
Investment Losses · Decrease in Market Value · Shares in Listed Companies · Fortescue Metals Group Ltd					
12/02/2021 craig.duncan@affluencegrou p.com.au	30/06/2020	Market Value Adjustment	Accounted	5,399.95	Cr
Investment Losses · Decrease in Market Value · Shares in Listed Companies · Invocare Limited					
12/02/2021 craig.duncan@affluencegrou p.com.au	30/06/2020	Market Value Adjustment	Accounted	2,716.60	Dr
Investment Losses · Decrease in Market Value · Shares in Listed Companies · Tanami Gold NL					
12/02/2021 craig.duncan@affluencegrou p.com.au	30/06/2020	Market Value Adjustment	Accounted	2,722.55	Cr
Investment Losses · Decrease in Market Value · Shares in Listed Companies · Virgin Australia Holdings Limited					
12/02/2021 craig.duncan@affluencegrou p.com.au	30/06/2020	Market Value Adjustment	Accounted	840.00	Dr
Investment Losses · Decrease in Market Value · Shares in Listed Companies · WAM Capital Limited					
12/02/2021 craig.duncan@affluencegrou p.com.au	30/06/2020	Market Value Adjustment	Accounted	422.80	Dr
Member Payments · Pensions Paid · Mr Alan Parry · AL_ABP_(4)					
11/02/2021 craig.duncan@affluencegrou p.com.au	30/11/2019	Pension Drawdown - Gross	Accounted	520.00	Dr
Member Payments · Pensions Paid · Mr Alan Parry · AL_ABP_3					
11/02/2021 craig.duncan@affluencegrou p.com.au	30/11/2019	Pension Drawdown - Gross	Accounted	9,480.00	Dr
11/02/2021 craig.duncan@affluencegrou p.com.au	1/12/2019	Pension Drawdown - Gross	Accounted	10,000.00	Dr
11/02/2021 craig.duncan@affluencegrou p.com.au	7/12/2019	Pension Drawdown - Gross	Accounted	10,000.00	Dr
11/02/2021 craig.duncan@affluencegrou p.com.au	2/01/2020	Pension Drawdown - Gross	Accounted	4,000.00	Dr
11/02/2021 craig.duncan@affluencegrou p.com.au	31/01/2020	Pension Drawdown - Gross	Accounted	5,000.00	Dr
Other Expenses · Accountancy Fee					
11/02/2021 craig.duncan@affluencegrou p.com.au	31/03/2020	Accountancy Fee	Accounted	660.00	Dr
Other Expenses · Adviser Fee					
11/02/2021 craig.duncan@affluencegrou p.com.au	22/07/2019	Adviser Fee	Accounted	476.25	Dr

ALVIVAL SUPER FUND
General Ledger Audit Trail
For the period from 1 July 2019 to 30 June 2020

Processed Date & User	Date	Description	State	Amount
-----------------------	------	-------------	-------	--------

Expenses

Other Expenses · Adviser Fee

11/02/2021	craig.duncan@affluencegroup.com.au	22/07/2019	Adviser Fee	Accounted	181.87	Dr
11/02/2021	craig.duncan@affluencegroup.com.au	22/07/2019	Adviser Fee	Accounted	168.75	Dr
12/02/2021	craig.duncan@affluencegroup.com.au	15/10/2019	Adviser Fee	Accounted	168.75	Dr
12/02/2021	craig.duncan@affluencegroup.com.au	15/10/2019	Adviser Fee	Accounted	476.25	Dr
12/02/2021	craig.duncan@affluencegroup.com.au	15/10/2019	Adviser Fee	Accounted	181.87	Dr
12/02/2021	craig.duncan@affluencegroup.com.au	15/01/2020	Adviser Fee	Accounted	181.87	Dr
12/02/2021	craig.duncan@affluencegroup.com.au	15/01/2020	Adviser Fee	Accounted	168.75	Dr
12/02/2021	craig.duncan@affluencegroup.com.au	17/01/2020	Adviser Fee	Accounted	476.25	Dr
12/02/2021	craig.duncan@affluencegroup.com.au	27/02/2020	Adviser Fee	Accounted	2,000.00	Dr
12/02/2021	craig.duncan@affluencegroup.com.au	15/04/2020	Adviser Fee	Accounted	304.37	Dr
12/02/2021	craig.duncan@affluencegroup.com.au	15/04/2020	Adviser Fee	Accounted	387.13	Dr
12/02/2021	craig.duncan@affluencegroup.com.au	15/04/2020	Adviser Fee	Accounted	168.75	Dr

Other Expenses · Auditor Fee

11/02/2021	craig.duncan@affluencegroup.com.au	31/03/2020	Auditor Fee	Accounted	275.00	Dr
------------	------------------------------------	------------	-------------	-----------	--------	----

Other Expenses · Bank Fees · Cash At Bank · Cash at Bank - 2266645

11/02/2021	craig.duncan@affluencegroup.com.au	25/02/2020	TT FEE	Accounted	20.00	Dr
------------	------------------------------------	------------	--------	-----------	-------	----

Other Expenses · Regulatory Fees

11/02/2021	craig.duncan@affluencegroup.com.au	22/05/2020	ASIC	Accounted	54.00	Dr
------------	------------------------------------	------------	------	-----------	-------	----

Other Expenses · SMSF Supervisory Levy

11/02/2021	craig.duncan@affluencegroup.com.au	3/04/2020	DIRECT CREDIT ATO	Accounted	259.00	Dr
------------	------------------------------------	-----------	-------------------	-----------	--------	----

Income Tax

Assets

Investments · Managed Investments · Charter Hall Direct Industrial Fund No. 2 Wholesale

12/02/2021	craig.duncan@affluencegroup.com.au	30/06/2020	Market Value Adjustment	Accounted	13,861.24	Dr
------------	------------------------------------	------------	-------------------------	-----------	-----------	----

Investments · Managed Investments · Charter Hall Direct Industrial Fund No.4

12/02/2021	craig.duncan@affluencegroup.com.au	25/02/2020	Listed Security Purchase	Accounted	98,000.00	Dr
12/02/2021	craig.duncan@affluencegroup.com.au	30/06/2020	Market Value Adjustment	Accounted	761.09	Dr

Investments · Managed Investments · Charter Hall Direct Office Fund - Wholesale A

ALVIVAL SUPER FUND
General Ledger Audit Trail
For the period from 1 July 2019 to 30 June 2020

Processed Date & User	Date	Description	State	Amount	
Assets					
Investments · Managed Investments · Charter Hall Direct Office Fund - Wholesale A					
12/02/2021	craig.duncan@affluencegrou p.com.au	17/02/2020	DOF CAPITAL	Accounted	73,498.07 Cr
12/02/2021	craig.duncan@affluencegrou p.com.au	30/06/2020	Market Value Adjustment	Accounted	21,747.52 Cr
Investments · Other Assets · DWL Managed Discretionary Account					
12/02/2021	craig.duncan@affluencegrou p.com.au	8/07/2019	transfer	Accounted	20,000.00 Dr
12/02/2021	craig.duncan@affluencegrou p.com.au	30/06/2020	Market Value Adjustment	Accounted	20,442.06 Cr
Investments · Shares in Listed Companies · Bionomics Limited					
12/02/2021	craig.duncan@affluencegrou p.com.au	30/06/2020	Market Value Adjustment	Accounted	130.00 Dr
Investments · Shares in Listed Companies · Fortescue Metals Group Ltd					
12/02/2021	craig.duncan@affluencegrou p.com.au	22/05/2020	COMMONWEALTH SEC	Accounted	4,759.95 Cr
12/02/2021	craig.duncan@affluencegrou p.com.au	30/06/2020	Market Value Adjustment	Accounted	5,399.95 Dr
Investments · Shares in Listed Companies · Invocare Limited					
12/02/2021	craig.duncan@affluencegrou p.com.au	5/05/2020	Listed Security Purchase	Accounted	4,992.00 Dr
12/02/2021	craig.duncan@affluencegrou p.com.au	30/06/2020	Market Value Adjustment	Accounted	2,716.60 Cr
Investments · Shares in Listed Companies · Tanami Gold NL					
12/02/2021	craig.duncan@affluencegrou p.com.au	30/06/2020	Market Value Adjustment	Accounted	2,722.55 Dr
Investments · Shares in Listed Companies · Virgin Australia Holdings Limited					
12/02/2021	craig.duncan@affluencegrou p.com.au	30/06/2020	Market Value Adjustment	Accounted	840.00 Cr
Investments · Shares in Listed Companies · WAM Capital Limited					
12/02/2021	craig.duncan@affluencegrou p.com.au	30/06/2020	Market Value Adjustment	Accounted	422.80 Cr
Other Assets · Cash At Bank · Cash at Bank - 2266644					
11/02/2021	craig.duncan@affluencegrou p.com.au	4/07/2019	TRANSFER QSAVE	Accounted	20,000.00 Dr
11/02/2021	craig.duncan@affluencegrou p.com.au	8/07/2019	INVEST	Accounted	20,000.00 Cr
11/02/2021	craig.duncan@affluencegrou p.com.au	5/11/2019	DIVIDEND	Accounted	163.84 Dr
11/02/2021	craig.duncan@affluencegrou p.com.au	31/03/2020	ACCOUNTING FEE	Accounted	935.00 Cr
11/02/2021	craig.duncan@affluencegrou p.com.au	22/05/2020	ASIC	Accounted	54.00 Cr
11/02/2021	craig.duncan@affluencegrou p.com.au	29/06/2020	trf from 66645	Accounted	9,560.00 Dr
11/02/2021	craig.duncan@affluencegrou p.com.au	30/06/2020	trf from 66645	Accounted	25,000.00 Dr
Other Assets · Cash At Bank · Cash at Bank - 2266645					
11/02/2021	craig.duncan@affluencegrou p.com.au	4/07/2019	TRANSFER 02266	Accounted	20,000.00 Cr
11/02/2021	craig.duncan@affluencegrou p.com.au	10/07/2019	MASON STEVENS	Accounted	5,027.65 Dr

ALVIVAL SUPER FUND
General Ledger Audit Trail
For the period from 1 July 2019 to 30 June 2020

Processed Date & User	Date	Description	State	Amount
-----------------------	------	-------------	-------	--------

Assets

Other Assets · Cash At Bank · Cash at Bank - 2266645

11/02/2021	craig.duncan@affluencegroup.com.au	22/07/2019	CHDIF2 DIST	Accounted	2,678.34	Dr
11/02/2021	craig.duncan@affluencegroup.com.au	22/07/2019	CHDOF WHL A	Accounted	6,649.71	Dr
11/02/2021	craig.duncan@affluencegroup.com.au	22/07/2019	CHDIF4 DIST	Accounted	2,229.79	Dr
11/02/2021	craig.duncan@affluencegroup.com.au	1/08/2019	INTEREST	Accounted	14.99	Dr
11/02/2021	craig.duncan@affluencegroup.com.au	30/08/2019	INTEREST	Accounted	21.79	Dr
11/02/2021	craig.duncan@affluencegroup.com.au	30/09/2019	INTEREST	Accounted	21.11	Dr
11/02/2021	craig.duncan@affluencegroup.com.au	2/10/2019	FMG DIVIDEND	Accounted	720.00	Dr
11/02/2021	craig.duncan@affluencegroup.com.au	4/10/2019	IVC ITM DIV	Accounted	87.50	Dr
11/02/2021	craig.duncan@affluencegroup.com.au	7/10/2019	DEBIT CBA EQUITY	Accounted	4,000.00	Cr
11/02/2021	craig.duncan@affluencegroup.com.au	15/10/2019	CHDIF2 DIST	Accounted	2,759.68	Dr
11/02/2021	craig.duncan@affluencegroup.com.au	15/10/2019	CHDOF WHL DIST	Accounted	6,865.65	Dr
11/02/2021	craig.duncan@affluencegroup.com.au	15/10/2019	CHDIF4 DIST	Accounted	2,322.55	Dr
11/02/2021	craig.duncan@affluencegroup.com.au	21/10/2019	COMMONWEALTH SEC	Accounted	4,000.00	Dr
11/02/2021	craig.duncan@affluencegroup.com.au	22/10/2019	MASON STEVENS	Accounted	1,522.65	Dr
11/02/2021	craig.duncan@affluencegroup.com.au	31/10/2019	INTEREST	Accounted	24.40	Dr
11/02/2021	craig.duncan@affluencegroup.com.au	30/11/2019	INTEREST	Accounted	28.39	Dr
11/02/2021	craig.duncan@affluencegroup.com.au	30/11/2019	SAV 02181	Accounted	10,000.00	Cr
11/02/2021	craig.duncan@affluencegroup.com.au	1/12/2019	SAV 02181	Accounted	10,000.00	Cr
11/02/2021	craig.duncan@affluencegroup.com.au	7/12/2019	SAV 02181	Accounted	10,000.00	Cr
11/02/2021	craig.duncan@affluencegroup.com.au	31/12/2019	INTEREST	Accounted	5.81	Dr
11/02/2021	craig.duncan@affluencegroup.com.au	2/01/2020	SAV 02181	Accounted	4,000.00	Cr
11/02/2021	craig.duncan@affluencegroup.com.au	15/01/2020	CHDIF2 DIST	Accounted	2,759.68	Dr
11/02/2021	craig.duncan@affluencegroup.com.au	15/01/2020	CHDIF4 DIST	Accounted	2,322.55	Dr
11/02/2021	craig.duncan@affluencegroup.com.au	17/01/2020	CHDOF WHL	Accounted	6,865.65	Dr
11/02/2021	craig.duncan@affluencegroup.com.au	22/01/2020	MASON STEVENS	Accounted	840.38	Dr
11/02/2021	craig.duncan@affluencegroup.com.au	31/01/2020	INTEREST	Accounted	6.02	Dr
11/02/2021	craig.duncan@affluencegroup.com.au	31/01/2020	SAV 02181	Accounted	10,000.00	Cr
11/02/2021	craig.duncan@affluencegroup.com.au	1/02/2020	AP ZERO	Accounted	5,000.00	Dr
11/02/2021	craig.duncan@affluencegroup.com.au	24/02/2020	DOF CAPITAL	Accounted	110,507.62	Dr
11/02/2021	craig.duncan@affluencegroup.com.au	24/02/2020	DOF CAPITAL	Accounted	3,199.60	Dr

ALVIVAL SUPER FUND
General Ledger Audit Trail
For the period from 1 July 2019 to 30 June 2020

Processed Date & User	Date	Description	State	Amount
-----------------------	------	-------------	-------	--------

Assets

Other Assets · Cash At Bank · Cash at Bank - 2266645

11/02/2021	craig.duncan@affluencegroup.com.au	25/02/2020	TT FEE	Accounted	20.00	Cr
11/02/2021	craig.duncan@affluencegroup.com.au	25/02/2020	DWL FINANCIAL SERV	Accounted	100,000.00	Cr
11/02/2021	craig.duncan@affluencegroup.com.au	29/02/2020	INTEREST	Accounted	11.91	Dr
11/02/2021	craig.duncan@affluencegroup.com.au	31/03/2020	INTEREST	Accounted	17.64	Dr
11/02/2021	craig.duncan@affluencegroup.com.au	3/04/2020	DIRECT CREDIT	Accounted	2,346.99	Dr
11/02/2021	craig.duncan@affluencegroup.com.au	6/04/2020	FMG DIVIDEND	Accounted	2,280.00	Dr
11/02/2021	craig.duncan@affluencegroup.com.au	12/04/2020	Sav 02288	Accounted	5,000.00	Cr
11/02/2021	craig.duncan@affluencegroup.com.au	15/04/2020	DIF4 DIST	Accounted	3,691.39	Dr
11/02/2021	craig.duncan@affluencegroup.com.au	15/04/2020	CHDOF DIST	Accounted	5,409.03	Dr
11/02/2021	craig.duncan@affluencegroup.com.au	15/04/2020	CHDIF 2 DIST	Accounted	2,759.68	Dr
11/02/2021	craig.duncan@affluencegroup.com.au	21/04/2020	MASON STEVENS	Accounted	1,546.53	Dr
11/02/2021	craig.duncan@affluencegroup.com.au	26/04/2020	SAV02288	Accounted	10,000.00	Cr
11/02/2021	craig.duncan@affluencegroup.com.au	28/04/2020	WAM CAPITAL	Accounted	163.84	Dr
11/02/2021	craig.duncan@affluencegroup.com.au	30/04/2020	INTEREST	Accounted	17.59	Dr
11/02/2021	craig.duncan@affluencegroup.com.au	5/05/2020	INVOCARE LTD	Accounted	5,000.00	Cr
11/02/2021	craig.duncan@affluencegroup.com.au	22/05/2020	COMMONWEALTH SEC	Accounted	13,908.03	Dr
11/02/2021	craig.duncan@affluencegroup.com.au	22/05/2020	INVOCARE LTD	Accounted	8.00	Dr
11/02/2021	craig.duncan@affluencegroup.com.au	31/05/2020	INTEREST	Accounted	16.41	Dr
11/02/2021	craig.duncan@affluencegroup.com.au	29/06/2020	TRANSFER 02266	Accounted	9,560.00	Cr
11/02/2021	craig.duncan@affluencegroup.com.au	30/06/2020	INTEREST	Accounted	20.41	Dr
11/02/2021	craig.duncan@affluencegroup.com.au	30/06/2020	SV 02266644	Accounted	25,000.00	Cr

Other Assets · Cash At Bank · Cash at Bank - 2288829

11/02/2021	craig.duncan@affluencegroup.com.au	31/07/2019	INTEREST	Accounted	17.65	Dr
11/02/2021	craig.duncan@affluencegroup.com.au	31/08/2019	INTEREST	Accounted	16.62	Dr
11/02/2021	craig.duncan@affluencegroup.com.au	30/09/2019	INTEREST	Accounted	16.11	Dr
11/02/2021	craig.duncan@affluencegroup.com.au	31/10/2019	INTEREST	Accounted	15.48	Dr
11/02/2021	craig.duncan@affluencegroup.com.au	30/11/2019	INTEREST	Accounted	14.03	Dr
11/02/2021	craig.duncan@affluencegroup.com.au	31/12/2019	INTEREST	Accounted	14.53	Dr
11/02/2021	craig.duncan@affluencegroup.com.au	31/01/2020	INTEREST	Accounted	14.54	Dr
11/02/2021	craig.duncan@affluencegroup.com.au	29/02/2020	INTEREST	Accounted	13.63	Dr

ALVIVAL SUPER FUND
General Ledger Audit Trail
For the period from 1 July 2019 to 30 June 2020

Processed Date & User	Date	Description	State	Amount
-----------------------	------	-------------	-------	--------

Assets

Other Assets · Cash At Bank · Cash at Bank - 2288829

11/02/2021	craig.duncan@affluencegroup.com.au	31/03/2020	INTEREST	Accounted	13.94	Dr
11/02/2021	craig.duncan@affluencegroup.com.au	12/04/2020	TRANSFER	Accounted	5,000.00	Dr
11/02/2021	craig.duncan@affluencegroup.com.au	26/04/2020	TRANSFER	Accounted	10,000.00	Dr
11/02/2021	craig.duncan@affluencegroup.com.au	30/04/2020	INTEREST	Accounted	9.40	Dr
11/02/2021	craig.duncan@affluencegroup.com.au	30/04/2020	INTEREST	Accounted	8.15	Dr
11/02/2021	craig.duncan@affluencegroup.com.au	31/05/2020	INTEREST	Accounted	16.20	Dr
11/02/2021	craig.duncan@affluencegroup.com.au	31/05/2020	INTEREST	Accounted	14.05	Dr
11/02/2021	craig.duncan@affluencegroup.com.au	30/06/2020	INTEREST	Accounted	15.70	Dr
11/02/2021	craig.duncan@affluencegroup.com.au	30/06/2020	INTEREST	Accounted	13.60	Dr

Other Assets · Current Tax Assets · Franking Credits · Other Assets · DWL Managed Discretionary Account

19/03/2020	pasandi@armstrongadvisory.com.au	1/07/2019	Fund Tax Finalisation	Accounted	1,028.61	Cr
12/02/2021	craig.duncan@affluencegroup.com.au	30/06/2020	Distribution - Tax Statement	Accounted	226.05	Dr
12/02/2021	craig.duncan@affluencegroup.com.au	30/06/2020	Distribution - Tax Statement	Accounted	122.84	Dr
12/02/2021	craig.duncan@affluencegroup.com.au	30/06/2020	Distribution - Tax Statement	Accounted	222.56	Dr
12/02/2021	craig.duncan@affluencegroup.com.au	30/06/2020	Distribution - Tax Statement	Accounted	492.40	Dr

Other Assets · Current Tax Assets · Franking Credits · Shares in Listed Companies · Fortescue Metals Group Ltd

19/03/2020	pasandi@armstrongadvisory.com.au	1/07/2019	Fund Tax Finalisation	Accounted	1,311.43	Cr
11/02/2021	Income Announcement	2/10/2019	FMG 24C FRANKED @ 30%; DRP NIL DISCOUNT	Accounted	308.57	Dr
11/02/2021	Income Announcement	6/04/2020	FMG AUD 0.76 FRANKED, 30% CTR, DRP NIL DISC	Accounted	977.14	Dr

Other Assets · Current Tax Assets · Franking Credits · Shares in Listed Companies · Invocare Limited

19/03/2020	pasandi@armstrongadvisory.com.au	1/07/2019	Fund Tax Finalisation	Accounted	79.29	Cr
11/02/2021	Income Announcement	4/10/2019	IVC 17.5C FRANKED @ 30%; DRP	Accounted	37.50	Dr

Other Assets · Current Tax Assets · Franking Credits · Shares in Listed Companies · WAM Capital Limited

19/03/2020	pasandi@armstrongadvisory.com.au	1/07/2019	Fund Tax Finalisation	Accounted	140.44	Cr
11/02/2021	Income Announcement	25/10/2019	WAM 7.75C FRANKED @ 30%; DRP	Accounted	70.22	Dr
11/02/2021	Income Announcement	28/04/2020	WAM AUD 0.0775 FRANKED, 30% CTR, DRP 2.5% DISC	Accounted	70.22	Dr

Other Assets · Current Tax Assets · Franking Credits · Shares in Listed Companies · Wealth Defender Equities Limited

19/03/2020	pasandi@armstrongadvisory.com.au	1/07/2019	Fund Tax Finalisation	Accounted	46.22	Cr
------------	----------------------------------	-----------	-----------------------	-----------	-------	----

Other Assets · Current Tax Assets · Income Tax Payable

19/03/2020	pasandi@armstrongadvisory.com.au	1/07/2019	Fund Tax Finalisation	Accounted	2,605.99	Dr
11/02/2021	craig.duncan@affluencegroup.com.au	3/04/2020	DIRECT CREDIT ATO	Accounted	2,605.99	Cr

Other Assets · Receivables · Investment Income Receivable · Distributions · Managed Investments · Charter Hall Direct I

11/02/2021	Evidence Match	22/07/2019	MAQ0816AU Distribution - Cash	Accounted	2,678.34	Cr
------------	----------------	------------	-------------------------------	-----------	----------	----

ALVIVAL SUPER FUND
General Ledger Audit Trail
For the period from 1 July 2019 to 30 June 2020

Processed Date & User	Date	Description	State	Amount
-----------------------	------	-------------	-------	--------

Assets

Other Assets · Receivables · Investment Income Receivable · Distributions · Managed Investments · Charter Hall Direct I

11/02/2021	Evidence Match	22/07/2019	MAQ0816AU Distribution - Cash	Accounted	168.75	Cr
12/02/2021	craig.duncan@affluencegroup.com.au	30/09/2019	MAQ0816AU Distribution - Cash	Accounted	2,928.43	Dr
12/02/2021	Evidence Match	15/10/2019	MAQ0816AU Distribution - Cash	Accounted	2,759.68	Cr
12/02/2021	Evidence Match	21/10/2019	MAQ0816AU Distribution - Cash	Accounted	168.75	Cr
12/02/2021	craig.duncan@affluencegroup.com.au	31/12/2019	MAQ0816AU Distribution - Cash	Accounted	2,928.43	Dr
12/02/2021	Evidence Match	15/01/2020	MAQ0816AU Distribution - Cash	Accounted	2,759.68	Cr
12/02/2021	Evidence Match	15/01/2020	MAQ0816AU Distribution - Cash	Accounted	168.75	Cr
12/02/2021	craig.duncan@affluencegroup.com.au	15/04/2020	Investment Income	Accounted	2,928.43	Dr
12/02/2021	Evidence Match	15/04/2020	Investment Income	Accounted	168.75	Cr
12/02/2021	Evidence Match	15/04/2020	Investment Income	Accounted	2,759.68	Cr
12/02/2021	craig.duncan@affluencegroup.com.au	30/06/2020	Investment Income	Accounted	2,928.43	Dr

Other Assets · Receivables · Investment Income Receivable · Distributions · Managed Investments · Charter Hall Direct I

11/02/2021	Evidence Match	22/07/2019	MAQ0854AU Distribution - Cash	Accounted	181.87	Cr
11/02/2021	Evidence Match	22/07/2019	MAQ0854AU Distribution - Cash	Accounted	2,229.79	Cr
12/02/2021	craig.duncan@affluencegroup.com.au	30/09/2019	MAQ0854AU Distribution - Cash	Accounted	2,504.42	Dr
12/02/2021	Evidence Match	15/10/2019	MAQ0854AU Distribution - Cash	Accounted	2,322.55	Cr
12/02/2021	Evidence Match	21/10/2019	MAQ0854AU Distribution - Cash	Accounted	181.87	Cr
12/02/2021	craig.duncan@affluencegroup.com.au	31/12/2019	MAQ0854AU Distribution - Cash	Accounted	2,504.42	Dr
12/02/2021	Evidence Match	15/01/2020	MAQ0854AU Distribution - Cash	Accounted	181.87	Cr
12/02/2021	Evidence Match	15/01/2020	MAQ0854AU Distribution - Cash	Accounted	2,322.55	Cr
12/02/2021	craig.duncan@affluencegroup.com.au	31/03/2020	MAQ0854AU Distribution - Cash	Accounted	3,995.76	Dr
12/02/2021	Evidence Match	15/04/2020	MAQ0854AU Distribution - Cash	Accounted	3,691.39	Cr
12/02/2021	Evidence Match	15/04/2020	MAQ0854AU Distribution - Cash	Accounted	304.37	Cr
12/02/2021	craig.duncan@affluencegroup.com.au	30/06/2020	MAQ0854AU Distribution - Cash	Accounted	3,995.76	Dr

Other Assets · Receivables · Investment Income Receivable · Distributions · Managed Investments · Charter Hall Direct I

11/02/2021	Evidence Match	22/07/2019	MAQ0842AU Distribution - Cash	Accounted	6,649.71	Cr
11/02/2021	Evidence Match	22/07/2019	MAQ0842AU Distribution - Cash	Accounted	476.25	Cr
12/02/2021	craig.duncan@affluencegroup.com.au	30/09/2019	MAQ0842AU Distribution - Cash	Accounted	7,341.90	Dr
12/02/2021	Evidence Match	15/10/2019	MAQ0842AU Distribution - Cash	Accounted	6,865.65	Cr
12/02/2021	Evidence Match	21/10/2019	MAQ0842AU Distribution - Cash	Accounted	476.25	Cr
12/02/2021	craig.duncan@affluencegroup.com.au	31/12/2019	MAQ0842AU Distribution - Cash	Accounted	7,341.90	Dr
12/02/2021	Evidence Match	17/01/2020	MAQ0842AU Distribution - Cash	Accounted	476.25	Cr
12/02/2021	Evidence Match	17/01/2020	MAQ0842AU Distribution - Cash	Accounted	6,865.65	Cr
12/02/2021	craig.duncan@affluencegroup.com.au	24/02/2020	DOF CAPITAL	Accounted	3,199.60	Dr
12/02/2021	Evidence Match	24/02/2020	DOF CAPITAL	Accounted	3,199.60	Cr
12/02/2021	craig.duncan@affluencegroup.com.au	15/04/2020	Investment Income	Accounted	5,796.16	Dr
12/02/2021	Evidence Match	15/04/2020	Investment Income	Accounted	387.13	Cr
12/02/2021	Evidence Match	15/04/2020	Investment Income	Accounted	5,409.03	Cr
12/02/2021	craig.duncan@affluencegroup.com.au	30/06/2020	MAQ0842AU Distribution - Cash	Accounted	5,796.16	Dr

ALVIVAL SUPER FUND
General Ledger Audit Trail
For the period from 1 July 2019 to 30 June 2020

Processed Date & User	Date	Description	State	Amount
-----------------------	------	-------------	-------	--------

Assets

Other Assets · Receivables · Investment Income Receivable · Distributions · Other Assets · DWL Managed Discretionary

12/02/2021	craig.duncan@affluencegroup.com.au	10/07/2019	Investment Income	Accounted	3,368.70	Dr
12/02/2021	Evidence Match	10/07/2019	Investment Income	Accounted	3,368.70	Cr
12/02/2021	Evidence Match	10/07/2019	Gross cash distribution	Accounted	1,658.95	Cr
12/02/2021	craig.duncan@affluencegroup.com.au	22/10/2019	MASON STEVENS	Accounted	1,522.65	Dr
12/02/2021	Evidence Match	22/10/2019	MASON STEVENS	Accounted	1,522.65	Cr
12/02/2021	craig.duncan@affluencegroup.com.au	22/01/2020	MASON STEVENS	Accounted	840.38	Dr
12/02/2021	Evidence Match	22/01/2020	MASON STEVENS	Accounted	840.38	Cr
12/02/2021	craig.duncan@affluencegroup.com.au	21/04/2020	MASON STEVENS	Accounted	1,546.53	Dr
12/02/2021	Evidence Match	21/04/2020	MASON STEVENS	Accounted	1,546.53	Cr

Other Assets · Receivables · Investment Income Receivable · Dividends · Shares in Listed Companies · Fortescue Metal

11/02/2021	Income Announcement	2/10/2019	FMG 24C FRANKED @ 30%; DRP NIL DISCOUNT	Accounted	720.00	Dr
11/02/2021	Evidence Match	2/10/2019	FMG 24C FRANKED @ 30%; DRP NIL DISCOUNT	Accounted	720.00	Cr
11/02/2021	Income Announcement	6/04/2020	FMG AUD 0.76 FRANKED, 30% CTR, DRP NIL DISC	Accounted	2,280.00	Dr
11/02/2021	Evidence Match	6/04/2020	FMG AUD 0.76 FRANKED, 30% CTR, DRP NIL DISC	Accounted	2,280.00	Cr

Other Assets · Receivables · Investment Income Receivable · Dividends · Shares in Listed Companies · Invocare Limitec

11/02/2021	Income Announcement	4/10/2019	IVC 17.5C FRANKED @ 30%; DRP	Accounted	87.50	Dr
11/02/2021	Evidence Match	4/10/2019	IVC 17.5C FRANKED @ 30%; DRP	Accounted	87.50	Cr

Other Assets · Receivables · Investment Income Receivable · Dividends · Shares in Listed Companies · WAM Capital Lin

11/02/2021	Income Announcement	25/10/2019	WAM 7.75C FRANKED @ 30%; DRP	Accounted	163.84	Dr
11/02/2021	Evidence Match	5/11/2019	WAM 7.75C FRANKED @ 30%; DRP	Accounted	163.84	Cr
11/02/2021	Income Announcement	28/04/2020	WAM AUD 0.0775 FRANKED, 30% CTR, DRP 2.5% DISC	Accounted	163.84	Dr
11/02/2021	Evidence Match	28/04/2020	WAM AUD 0.0775 FRANKED, 30% CTR, DRP 2.5% DISC	Accounted	163.84	Cr

Other Assets · Receivables · Investment Income Receivable · Interest · Cash At Bank · Cash at Bank - 2266645

11/02/2021	Evidence Match	1/08/2019	INTEREST	Accounted	14.99	Cr
11/02/2021	Transaction Rules	1/08/2019	INTEREST	Accounted	14.99	Dr
11/02/2021	Evidence Match	30/08/2019	INTEREST	Accounted	21.79	Cr
11/02/2021	Transaction Rules	30/08/2019	INTEREST	Accounted	21.79	Dr
11/02/2021	Evidence Match	30/09/2019	INTEREST	Accounted	21.11	Cr
11/02/2021	Transaction Rules	30/09/2019	INTEREST	Accounted	21.11	Dr
11/02/2021	Evidence Match	31/10/2019	INTEREST	Accounted	24.40	Cr
11/02/2021	Transaction Rules	31/10/2019	INTEREST	Accounted	24.40	Dr
11/02/2021	Evidence Match	30/11/2019	INTEREST	Accounted	28.39	Cr
11/02/2021	Transaction Rules	30/11/2019	INTEREST	Accounted	28.39	Dr
11/02/2021	Transaction Rules	31/12/2019	INTEREST	Accounted	5.81	Dr
11/02/2021	Evidence Match	31/12/2019	INTEREST	Accounted	5.81	Cr
11/02/2021	Evidence Match	31/01/2020	INTEREST	Accounted	6.02	Cr
11/02/2021	Transaction Rules	31/01/2020	INTEREST	Accounted	6.02	Dr
11/02/2021	Evidence Match	29/02/2020	INTEREST	Accounted	11.91	Cr
11/02/2021	Transaction Rules	29/02/2020	INTEREST	Accounted	11.91	Dr
11/02/2021	Evidence Match	31/03/2020	INTEREST	Accounted	17.64	Cr
11/02/2021	Transaction Rules	31/03/2020	INTEREST	Accounted	17.64	Dr
11/02/2021	Evidence Match	30/04/2020	INTEREST	Accounted	17.59	Cr
11/02/2021	Transaction Rules	30/04/2020	INTEREST	Accounted	17.59	Dr
11/02/2021	Evidence Match	31/05/2020	INTEREST	Accounted	16.41	Cr

ALVIVAL SUPER FUND
General Ledger Audit Trail
For the period from 1 July 2019 to 30 June 2020

Processed Date & User	Date	Description	State	Amount
-----------------------	------	-------------	-------	--------

Assets

Other Assets · Receivables · Investment Income Receivable · Interest · Cash At Bank · Cash at Bank - 2266645

11/02/2021	Transaction Rules	31/05/2020	INTEREST	Accounted	16.41	Dr
11/02/2021	Evidence Match	30/06/2020	INTEREST	Accounted	20.41	Cr
11/02/2021	Transaction Rules	30/06/2020	INTEREST	Accounted	20.41	Dr

Other Assets · Receivables · Investment Income Receivable · Interest · Cash At Bank · Cash at Bank - 2288829

11/02/2021	Evidence Match	31/07/2019	INTEREST	Accounted	17.65	Cr
11/02/2021	Transaction Rules	31/07/2019	INTEREST	Accounted	17.65	Dr
11/02/2021	Evidence Match	31/08/2019	INTEREST	Accounted	16.62	Cr
11/02/2021	Transaction Rules	31/08/2019	INTEREST	Accounted	16.62	Dr
11/02/2021	Evidence Match	30/09/2019	INTEREST	Accounted	16.11	Cr
11/02/2021	Transaction Rules	30/09/2019	INTEREST	Accounted	16.11	Dr
11/02/2021	Evidence Match	31/10/2019	INTEREST	Accounted	15.48	Cr
11/02/2021	Transaction Rules	31/10/2019	INTEREST	Accounted	15.48	Dr
11/02/2021	Evidence Match	30/11/2019	INTEREST	Accounted	14.03	Cr
11/02/2021	Transaction Rules	30/11/2019	INTEREST	Accounted	14.03	Dr
11/02/2021	Evidence Match	31/12/2019	INTEREST	Accounted	14.53	Cr
11/02/2021	Transaction Rules	31/12/2019	INTEREST	Accounted	14.53	Dr
11/02/2021	Evidence Match	31/01/2020	INTEREST	Accounted	14.54	Cr
11/02/2021	Transaction Rules	31/01/2020	INTEREST	Accounted	14.54	Dr
11/02/2021	Transaction Rules	29/02/2020	INTEREST	Accounted	13.63	Dr
11/02/2021	Evidence Match	29/02/2020	INTEREST	Accounted	13.63	Cr
11/02/2021	Evidence Match	31/03/2020	INTEREST	Accounted	13.94	Cr
11/02/2021	Transaction Rules	31/03/2020	INTEREST	Accounted	13.94	Dr
11/02/2021	Evidence Match	30/04/2020	INTEREST	Accounted	9.40	Cr
11/02/2021	Evidence Match	30/04/2020	INTEREST	Accounted	8.15	Cr
11/02/2021	Transaction Rules	30/04/2020	INTEREST	Accounted	9.40	Dr
11/02/2021	Transaction Rules	30/04/2020	INTEREST	Accounted	8.15	Dr
11/02/2021	Evidence Match	31/05/2020	INTEREST	Accounted	16.20	Cr
11/02/2021	Evidence Match	31/05/2020	INTEREST	Accounted	14.05	Cr
11/02/2021	Transaction Rules	31/05/2020	INTEREST	Accounted	16.20	Dr
11/02/2021	Transaction Rules	31/05/2020	INTEREST	Accounted	14.05	Dr
11/02/2021	Evidence Match	30/06/2020	INTEREST	Accounted	15.70	Cr
11/02/2021	Evidence Match	30/06/2020	INTEREST	Accounted	13.60	Cr
11/02/2021	Transaction Rules	30/06/2020	INTEREST	Accounted	15.70	Dr
11/02/2021	Transaction Rules	30/06/2020	INTEREST	Accounted	13.60	Dr

Other Assets · Unsettled Trades · Acquisitions · Managed Investments · Charter Hall Direct Industrial Fund No.4

12/02/2021	Evidence Match	25/02/2020	Listed Security Purchase	Accounted	98,000.00	Dr
12/02/2021	craig.duncan@affluencegroup.com.au	25/02/2020	Listed Security Purchase	Accounted	98,000.00	Cr

Other Assets · Unsettled Trades · Acquisitions · Other Assets · DWL Managed Discretionary Account

12/02/2021	Evidence Match	8/07/2019	transfer	Accounted	20,000.00	Dr
12/02/2021	craig.duncan@affluencegroup.com.au	8/07/2019	transfer	Accounted	20,000.00	Cr

Other Assets · Unsettled Trades · Acquisitions · Shares in Listed Companies · Invocare Limited

12/02/2021	craig.duncan@affluencegroup.com.au	5/05/2020	Listed Security Purchase	Accounted	4,992.00	Cr
12/02/2021	Evidence Match	5/05/2020	Listed Security Purchase	Accounted	4,992.00	Dr

Other Assets · Unsettled Trades · Disposals · Managed Investments · Charter Hall Direct Office Fund - Wholesale A

ALVIVAL SUPER FUND
General Ledger Audit Trail
For the period from 1 July 2019 to 30 June 2020

Processed Date & User	Date	Description	State	Amount
-----------------------	------	-------------	-------	--------

Assets

Other Assets · Unsettled Trades · Disposals · Managed Investments · Charter Hall Direct Office Fund - Wholesale A

12/02/2021	craig.duncan@affluencegroup.com.au	17/02/2020	DOF CAPITAL	Accounted	110,507.62	Dr
12/02/2021	Evidence Match	24/02/2020	DOF CAPITAL	Accounted	110,507.62	Cr

Other Assets · Unsettled Trades · Disposals · Shares in Listed Companies · Fortescue Metals Group Ltd

11/02/2021	Evidence Match	22/05/2020	COMMONWEALTH SEC	Accounted	13,908.03	Cr
11/02/2021	craig.duncan@affluencegroup.com.au	22/05/2020	COMMONWEALTH SEC	Accounted	13,908.03	Dr

Liabilities

Fund Suspense · Cash at Bank - 2266644

11/02/2021	Evidence Match	4/07/2019	TRANSFER QSAVE	Accounted	20,000.00	Dr
11/02/2021	craig.duncan@affluencegroup.com.au	4/07/2019	TRANSFER QSAVE	Accounted	20,000.00	Cr
12/02/2021	Evidence Match	8/07/2019	INVEST	Accounted	20,000.00	Cr
11/02/2021	craig.duncan@affluencegroup.com.au	8/07/2019	INVEST	Accounted	20,000.00	Dr
11/02/2021	Evidence Match	5/11/2019	DIVIDEND	Accounted	163.84	Dr
11/02/2021	craig.duncan@affluencegroup.com.au	5/11/2019	DIVIDEND	Accounted	163.84	Cr
11/02/2021	Evidence Match	31/03/2020	ACCOUNTING FEE	Accounted	660.00	Cr
11/02/2021	Evidence Match	31/03/2020	ACCOUNTING FEE	Accounted	275.00	Cr
11/02/2021	craig.duncan@affluencegroup.com.au	31/03/2020	ACCOUNTING FEE	Accounted	935.00	Dr
11/02/2021	Evidence Match	22/05/2020	ASIC	Accounted	54.00	Cr
11/02/2021	craig.duncan@affluencegroup.com.au	22/05/2020	ASIC	Accounted	54.00	Dr
11/02/2021	Evidence Match	29/06/2020	trf from 66645	Accounted	9,560.00	Dr
11/02/2021	craig.duncan@affluencegroup.com.au	29/06/2020	trf from 66645	Accounted	9,560.00	Cr
11/02/2021	Evidence Match	30/06/2020	trf from 66645	Accounted	25,000.00	Dr
11/02/2021	craig.duncan@affluencegroup.com.au	30/06/2020	trf from 66645	Accounted	25,000.00	Cr

Fund Suspense · Cash at Bank - 2266645

11/02/2021	Evidence Match	4/07/2019	TRANSFER 02266	Accounted	20,000.00	Cr
11/02/2021	craig.duncan@affluencegroup.com.au	4/07/2019	TRANSFER 02266	Accounted	20,000.00	Dr
12/02/2021	Evidence Match	10/07/2019	MASON STEVENS	Accounted	3,368.70	Dr
12/02/2021	Evidence Match	10/07/2019	MASON STEVENS	Accounted	1,658.95	Dr
11/02/2021	craig.duncan@affluencegroup.com.au	10/07/2019	MASON STEVENS	Accounted	5,027.65	Cr
11/02/2021	Evidence Match	22/07/2019	CHDOF WHL A	Accounted	6,649.71	Dr
11/02/2021	Evidence Match	22/07/2019	CHDIF4 DIST	Accounted	2,229.79	Dr
11/02/2021	Evidence Match	22/07/2019	CHDIF2 DIST	Accounted	2,678.34	Dr
11/02/2021	craig.duncan@affluencegroup.com.au	22/07/2019	CHDIF2 DIST	Accounted	2,678.34	Cr
11/02/2021	craig.duncan@affluencegroup.com.au	22/07/2019	CHDOF WHL A	Accounted	6,649.71	Cr
11/02/2021	craig.duncan@affluencegroup.com.au	22/07/2019	CHDIF4 DIST	Accounted	2,229.79	Cr
11/02/2021	craig.duncan@affluencegroup.com.au	1/08/2019	INTEREST	Accounted	14.99	Cr
11/02/2021	Evidence Match	1/08/2019	INTEREST	Accounted	14.99	Dr

ALVIVAL SUPER FUND
General Ledger Audit Trail
For the period from 1 July 2019 to 30 June 2020

Processed Date & User	Date	Description	State	Amount
-----------------------	------	-------------	-------	--------

Liabilities

Fund Suspense - Cash at Bank - 2266645

11/02/2021	Evidence Match	30/08/2019	INTEREST	Accounted	21.79	Dr
11/02/2021	craig.duncan@affluencegroup.com.au	30/08/2019	INTEREST	Accounted	21.79	Cr
11/02/2021	Evidence Match	30/09/2019	INTEREST	Accounted	21.11	Dr
11/02/2021	craig.duncan@affluencegroup.com.au	30/09/2019	INTEREST	Accounted	21.11	Cr
11/02/2021	Evidence Match	2/10/2019	FMG DIVIDEND	Accounted	720.00	Dr
11/02/2021	craig.duncan@affluencegroup.com.au	2/10/2019	FMG DIVIDEND	Accounted	720.00	Cr
11/02/2021	Evidence Match	4/10/2019	IVC ITM DIV	Accounted	87.50	Dr
11/02/2021	craig.duncan@affluencegroup.com.au	4/10/2019	IVC ITM DIV	Accounted	87.50	Cr
11/02/2021	craig.duncan@affluencegroup.com.au	7/10/2019	DEBIT CBA EQUITY	Accounted	4,000.00	Dr
11/02/2021	craig.duncan@affluencegroup.com.au	15/10/2019	CHDIF2 DIST	Accounted	2,759.68	Cr
11/02/2021	craig.duncan@affluencegroup.com.au	15/10/2019	CHDIF4 DIST	Accounted	2,322.55	Cr
11/02/2021	craig.duncan@affluencegroup.com.au	15/10/2019	CHDOF WHL DIST	Accounted	6,865.65	Cr
12/02/2021	Evidence Match	15/10/2019	CHDOF WHL DIST	Accounted	6,865.65	Dr
12/02/2021	Evidence Match	15/10/2019	CHDIF4 DIST	Accounted	2,322.55	Dr
12/02/2021	Evidence Match	15/10/2019	CHDIF2 DIST	Accounted	2,759.68	Dr
11/02/2021	Evidence Match	21/10/2019	COMMONWEALTH SEC	Accounted	4,000.00	Dr
11/02/2021	Evidence Match	21/10/2019	DEBIT CBA EQUITY	Accounted	4,000.00	Cr
11/02/2021	craig.duncan@affluencegroup.com.au	21/10/2019	COMMONWEALTH SEC	Accounted	4,000.00	Cr
12/02/2021	Evidence Match	22/10/2019	MASON STEVENS	Accounted	1,522.65	Dr
11/02/2021	craig.duncan@affluencegroup.com.au	22/10/2019	MASON STEVENS	Accounted	1,522.65	Cr
11/02/2021	Evidence Match	31/10/2019	INTEREST	Accounted	24.40	Dr
11/02/2021	craig.duncan@affluencegroup.com.au	31/10/2019	INTEREST	Accounted	24.40	Cr
11/02/2021	craig.duncan@affluencegroup.com.au	30/11/2019	INTEREST	Accounted	28.39	Cr
11/02/2021	craig.duncan@affluencegroup.com.au	30/11/2019	SAV 02181	Accounted	10,000.00	Dr
11/02/2021	Evidence Match	30/11/2019	SAV 02181	Accounted	10,000.00	Cr
11/02/2021	Evidence Match	30/11/2019	INTEREST	Accounted	28.39	Dr
11/02/2021	Evidence Match	1/12/2019	SAV 02181	Accounted	10,000.00	Cr
11/02/2021	craig.duncan@affluencegroup.com.au	1/12/2019	SAV 02181	Accounted	10,000.00	Dr
11/02/2021	Evidence Match	7/12/2019	SAV 02181	Accounted	10,000.00	Cr
11/02/2021	craig.duncan@affluencegroup.com.au	7/12/2019	SAV 02181	Accounted	10,000.00	Dr
11/02/2021	Evidence Match	31/12/2019	INTEREST	Accounted	5.81	Dr
11/02/2021	craig.duncan@affluencegroup.com.au	31/12/2019	INTEREST	Accounted	5.81	Cr
11/02/2021	Evidence Match	2/01/2020	SAV 02181	Accounted	4,000.00	Cr
11/02/2021	craig.duncan@affluencegroup.com.au	2/01/2020	SAV 02181	Accounted	4,000.00	Dr
12/02/2021	Evidence Match	15/01/2020	CHDIF4 DIST	Accounted	2,322.55	Dr
12/02/2021	Evidence Match	15/01/2020	CHIDIF2 DIST	Accounted	2,759.68	Dr
11/02/2021	craig.duncan@affluencegroup.com.au	15/01/2020	CHIDIF2 DIST	Accounted	2,759.68	Cr

ALVIVAL SUPER FUND
General Ledger Audit Trail
For the period from 1 July 2019 to 30 June 2020

Processed Date & User	Date	Description	State	Amount
-----------------------	------	-------------	-------	--------

Liabilities

Fund Suspense - Cash at Bank - 2266645

11/02/2021	craig.duncan@affluencegroup.com.au	15/01/2020	CHDIF4 DIST	Accounted	2,322.55	Cr
12/02/2021	Evidence Match	17/01/2020	CHDOF WHL	Accounted	6,865.65	Dr
11/02/2021	craig.duncan@affluencegroup.com.au	17/01/2020	CHDOF WHL	Accounted	6,865.65	Cr
11/02/2021	craig.duncan@affluencegroup.com.au	22/01/2020	MASON STEVENS	Accounted	840.38	Cr
12/02/2021	Evidence Match	22/01/2020	MASON STEVENS	Accounted	840.38	Dr
11/02/2021	Evidence Match	31/01/2020	SAV 02181	Accounted	5,000.00	Cr
11/02/2021	Evidence Match	31/01/2020	INTEREST	Accounted	6.02	Dr
11/02/2021	craig.duncan@affluencegroup.com.au	31/01/2020	INTEREST	Accounted	6.02	Cr
11/02/2021	craig.duncan@affluencegroup.com.au	31/01/2020	SAV 02181	Accounted	10,000.00	Dr
11/02/2021	Evidence Match	1/02/2020	SAV 02181	Accounted	5,000.00	Cr
11/02/2021	Evidence Match	1/02/2020	AP ZERO	Accounted	5,000.00	Dr
11/02/2021	craig.duncan@affluencegroup.com.au	1/02/2020	AP ZERO	Accounted	5,000.00	Cr
12/02/2021	Evidence Match	24/02/2020	DOF CAPITAL	Accounted	3,199.60	Dr
12/02/2021	Evidence Match	24/02/2020	DOF CAPITAL	Accounted	110,507.62	Dr
11/02/2021	craig.duncan@affluencegroup.com.au	24/02/2020	DOF CAPITAL	Accounted	110,507.62	Cr
11/02/2021	craig.duncan@affluencegroup.com.au	24/02/2020	DOF CAPITAL	Accounted	3,199.60	Cr
11/02/2021	Evidence Match	25/02/2020	TT FEE	Accounted	20.00	Cr
11/02/2021	craig.duncan@affluencegroup.com.au	25/02/2020	DWL FINANCIAL SERV	Accounted	100,000.00	Dr
11/02/2021	craig.duncan@affluencegroup.com.au	25/02/2020	TT FEE	Accounted	20.00	Dr
12/02/2021	Evidence Match	25/02/2020	DWL FINANCIAL SERV	Accounted	2,000.00	Cr
12/02/2021	Evidence Match	25/02/2020	DWL FINANCIAL SERV	Accounted	98,000.00	Cr
11/02/2021	Evidence Match	29/02/2020	INTEREST	Accounted	11.91	Dr
11/02/2021	craig.duncan@affluencegroup.com.au	29/02/2020	INTEREST	Accounted	11.91	Cr
11/02/2021	Evidence Match	31/03/2020	INTEREST	Accounted	17.64	Dr
11/02/2021	craig.duncan@affluencegroup.com.au	31/03/2020	INTEREST	Accounted	17.64	Cr
11/02/2021	Evidence Match	3/04/2020	DIRECT CREDIT ATO	Accounted	2,346.99	Dr
11/02/2021	craig.duncan@affluencegroup.com.au	3/04/2020	DIRECT CREDIT ATO	Accounted	2,346.99	Cr
11/02/2021	Evidence Match	6/04/2020	FMG DIVIDEND	Accounted	2,280.00	Dr
11/02/2021	craig.duncan@affluencegroup.com.au	6/04/2020	FMG DIVIDEND	Accounted	2,280.00	Cr
11/02/2021	craig.duncan@affluencegroup.com.au	12/04/2020	Sav 02288	Accounted	5,000.00	Dr
11/02/2021	Evidence Match	12/04/2020	Sav 02288	Accounted	5,000.00	Cr
11/02/2021	craig.duncan@affluencegroup.com.au	15/04/2020	DIF4 DIST	Accounted	3,691.39	Cr
11/02/2021	craig.duncan@affluencegroup.com.au	15/04/2020	CHDIF 2 DIST	Accounted	2,759.68	Cr
11/02/2021	craig.duncan@affluencegroup.com.au	15/04/2020	CHDOF DIST	Accounted	5,409.03	Cr
12/02/2021	Evidence Match	15/04/2020	DIF4 DIST	Accounted	3,691.39	Dr
12/02/2021	Evidence Match	15/04/2020	CHDIF 2 DIST	Accounted	2,759.68	Dr
12/02/2021	Evidence Match	15/04/2020	CHDOF DIST	Accounted	5,409.03	Dr

ALVIVAL SUPER FUND
General Ledger Audit Trail
For the period from 1 July 2019 to 30 June 2020

Processed Date & User	Date	Description	State	Amount
-----------------------	------	-------------	-------	--------

Liabilities

Fund Suspense - Cash at Bank - 2266645

12/02/2021	Evidence Match	21/04/2020	MASON STEVENS	Accounted	1,546.53	Dr
11/02/2021	craig.duncan@affluencegroup.com.au	21/04/2020	MASON STEVENS	Accounted	1,546.53	Cr
11/02/2021	Evidence Match	26/04/2020	SAV02288	Accounted	10,000.00	Cr
11/02/2021	craig.duncan@affluencegroup.com.au	26/04/2020	SAV02288	Accounted	10,000.00	Dr
11/02/2021	Evidence Match	28/04/2020	WAM CAPITAL	Accounted	163.84	Dr
11/02/2021	craig.duncan@affluencegroup.com.au	28/04/2020	WAM CAPITAL	Accounted	163.84	Cr
11/02/2021	Evidence Match	30/04/2020	INTEREST	Accounted	17.59	Dr
11/02/2021	craig.duncan@affluencegroup.com.au	30/04/2020	INTEREST	Accounted	17.59	Cr
11/02/2021	craig.duncan@affluencegroup.com.au	5/05/2020	INVOCARE LTD	Accounted	5,000.00	Dr
12/02/2021	Evidence Match	5/05/2020	INVOCARE LTD	Accounted	4,992.00	Cr
11/02/2021	Evidence Match	22/05/2020	COMMONWEALTH SEC	Accounted	13,908.03	Dr
11/02/2021	craig.duncan@affluencegroup.com.au	22/05/2020	COMMONWEALTH SEC	Accounted	13,908.03	Cr
11/02/2021	craig.duncan@affluencegroup.com.au	22/05/2020	INVOCARE LTD	Accounted	8.00	Cr
11/02/2021	Evidence Match	31/05/2020	INTEREST	Accounted	16.41	Dr
11/02/2021	craig.duncan@affluencegroup.com.au	31/05/2020	INTEREST	Accounted	16.41	Cr
11/02/2021	Evidence Match	29/06/2020	TRANSFER 02266	Accounted	9,560.00	Cr
11/02/2021	craig.duncan@affluencegroup.com.au	29/06/2020	TRANSFER 02266	Accounted	9,560.00	Dr
11/02/2021	Evidence Match	30/06/2020	SV 02266644	Accounted	25,000.00	Cr
11/02/2021	craig.duncan@affluencegroup.com.au	30/06/2020	INTEREST	Accounted	20.41	Cr
11/02/2021	Evidence Match	30/06/2020	INTEREST	Accounted	20.41	Dr
11/02/2021	craig.duncan@affluencegroup.com.au	30/06/2020	SV 02266644	Accounted	25,000.00	Dr

Fund Suspense - Cash at Bank - 2288829

11/02/2021	Evidence Match	31/07/2019	INTEREST	Accounted	17.65	Dr
11/02/2021	craig.duncan@affluencegroup.com.au	31/07/2019	INTEREST	Accounted	17.65	Cr
11/02/2021	Evidence Match	31/08/2019	INTEREST	Accounted	16.62	Dr
11/02/2021	craig.duncan@affluencegroup.com.au	31/08/2019	INTEREST	Accounted	16.62	Cr
11/02/2021	Evidence Match	30/09/2019	INTEREST	Accounted	16.11	Dr
11/02/2021	craig.duncan@affluencegroup.com.au	30/09/2019	INTEREST	Accounted	16.11	Cr
11/02/2021	Evidence Match	31/10/2019	INTEREST	Accounted	15.48	Dr
11/02/2021	craig.duncan@affluencegroup.com.au	31/10/2019	INTEREST	Accounted	15.48	Cr
11/02/2021	craig.duncan@affluencegroup.com.au	30/11/2019	INTEREST	Accounted	14.03	Cr
11/02/2021	Evidence Match	30/11/2019	INTEREST	Accounted	14.03	Dr
11/02/2021	Evidence Match	31/12/2019	INTEREST	Accounted	14.53	Dr
11/02/2021	craig.duncan@affluencegroup.com.au	31/12/2019	INTEREST	Accounted	14.53	Cr
11/02/2021	Evidence Match	31/01/2020	INTEREST	Accounted	14.54	Dr
11/02/2021	craig.duncan@affluencegroup.com.au	31/01/2020	INTEREST	Accounted	14.54	Cr
11/02/2021	Evidence Match	29/02/2020	INTEREST	Accounted	13.63	Dr

ALVIVAL SUPER FUND
General Ledger Audit Trail
For the period from 1 July 2019 to 30 June 2020

Processed Date & User	Date	Description	State	Amount
-----------------------	------	-------------	-------	--------

Liabilities

Fund Suspense - Cash at Bank - 2288829

11/02/2021	craig.duncan@affluencegrou p.com.au	29/02/2020	INTEREST	Accounted	13.63	Cr
11/02/2021	craig.duncan@affluencegrou p.com.au	31/03/2020	INTEREST	Accounted	13.94	Cr
11/02/2021	Evidence Match	31/03/2020	INTEREST	Accounted	13.94	Dr
11/02/2021	Evidence Match	12/04/2020	TRANSFER	Accounted	5,000.00	Dr
11/02/2021	craig.duncan@affluencegrou p.com.au	12/04/2020	TRANSFER	Accounted	5,000.00	Cr
11/02/2021	Evidence Match	26/04/2020	TRANSFER	Accounted	10,000.00	Dr
11/02/2021	craig.duncan@affluencegrou p.com.au	26/04/2020	TRANSFER	Accounted	10,000.00	Cr
11/02/2021	Evidence Match	30/04/2020	INTEREST	Accounted	9.40	Dr
11/02/2021	Evidence Match	30/04/2020	INTEREST	Accounted	8.15	Dr
11/02/2021	craig.duncan@affluencegrou p.com.au	30/04/2020	INTEREST	Accounted	9.40	Cr
11/02/2021	craig.duncan@affluencegrou p.com.au	30/04/2020	INTEREST	Accounted	8.15	Cr
11/02/2021	Evidence Match	31/05/2020	INTEREST	Accounted	16.20	Dr
11/02/2021	Evidence Match	31/05/2020	INTEREST	Accounted	14.05	Dr
11/02/2021	craig.duncan@affluencegrou p.com.au	31/05/2020	INTEREST	Accounted	16.20	Cr
11/02/2021	craig.duncan@affluencegrou p.com.au	31/05/2020	INTEREST	Accounted	14.05	Cr
11/02/2021	Evidence Match	30/06/2020	INTEREST	Accounted	15.70	Dr
11/02/2021	Evidence Match	30/06/2020	INTEREST	Accounted	13.60	Dr
11/02/2021	craig.duncan@affluencegrou p.com.au	30/06/2020	INTEREST	Accounted	15.70	Cr
11/02/2021	craig.duncan@affluencegrou p.com.au	30/06/2020	INTEREST	Accounted	13.60	Cr

Income Tax Suspense

11/02/2021	craig.duncan@affluencegrou p.com.au	3/04/2020	DIRECT CREDIT ATO	Accounted	2,346.99	Dr
11/02/2021	Evidence Match	3/04/2020	DIRECT CREDIT ATO	Accounted	2,346.99	Cr

Member Payments - Pensions Paid - Mr Alan Parry - AL_ABP_(4)

11/02/2021	Evidence Match	30/11/2019	Pension Drawdown - Paid	Accounted	520.00	Dr
11/02/2021	craig.duncan@affluencegrou p.com.au	30/11/2019	Pension Drawdown - Net	Accounted	520.00	Cr

Member Payments - Pensions Paid - Mr Alan Parry - AL_ABP_3

11/02/2021	Evidence Match	30/11/2019	Pension Drawdown - Paid	Accounted	9,480.00	Dr
11/02/2021	craig.duncan@affluencegrou p.com.au	30/11/2019	Pension Drawdown - Net	Accounted	9,480.00	Cr
11/02/2021	Evidence Match	1/12/2019	Pension Drawdown - Paid	Accounted	10,000.00	Dr
11/02/2021	craig.duncan@affluencegrou p.com.au	1/12/2019	Pension Drawdown - Net	Accounted	10,000.00	Cr
11/02/2021	Evidence Match	7/12/2019	Pension Drawdown - Paid	Accounted	10,000.00	Dr
11/02/2021	craig.duncan@affluencegrou p.com.au	7/12/2019	Pension Drawdown - Net	Accounted	10,000.00	Cr
11/02/2021	Evidence Match	2/01/2020	Pension Drawdown - Paid	Accounted	4,000.00	Dr
11/02/2021	craig.duncan@affluencegrou p.com.au	2/01/2020	Pension Drawdown - Net	Accounted	4,000.00	Cr
11/02/2021	Evidence Match	31/01/2020	Pension Drawdown - Paid	Accounted	5,000.00	Dr
11/02/2021	craig.duncan@affluencegrou p.com.au	31/01/2020	Pension Drawdown - Net	Accounted	5,000.00	Cr

ALVIVAL SUPER FUND
General Ledger Audit Trail
For the period from 1 July 2019 to 30 June 2020

Processed Date & User	Date	Description	State	Amount
-----------------------	------	-------------	-------	--------

Liabilities

Other Creditors and Accruals · Accountancy Fee

11/02/2021	Evidence Match	31/03/2020	Accountancy Fee	Accounted	660.00	Dr
11/02/2021	craig.duncan@affluencegrou p.com.au	31/03/2020	Accountancy Fee	Accounted	660.00	Cr

Other Creditors and Accruals · Adviser Fee

11/02/2021	Evidence Match	22/07/2019	Adviser Fee	Accounted	476.25	Dr
11/02/2021	Evidence Match	22/07/2019	Adviser Fee	Accounted	181.87	Dr
11/02/2021	Evidence Match	22/07/2019	Adviser Fee	Accounted	168.75	Dr
11/02/2021	craig.duncan@affluencegrou p.com.au	22/07/2019	Adviser Fee	Accounted	476.25	Cr
11/02/2021	craig.duncan@affluencegrou p.com.au	22/07/2019	Adviser Fee	Accounted	181.87	Cr
11/02/2021	craig.duncan@affluencegrou p.com.au	22/07/2019	Adviser Fee	Accounted	168.75	Cr
12/02/2021	craig.duncan@affluencegrou p.com.au	15/10/2019	Adviser Fee	Accounted	168.75	Cr
12/02/2021	craig.duncan@affluencegrou p.com.au	15/10/2019	Adviser Fee	Accounted	476.25	Cr
12/02/2021	craig.duncan@affluencegrou p.com.au	15/10/2019	Adviser Fee	Accounted	181.87	Cr
12/02/2021	Evidence Match	21/10/2019	Adviser Fee	Accounted	168.75	Dr
12/02/2021	Evidence Match	21/10/2019	Adviser Fee	Accounted	476.25	Dr
12/02/2021	Evidence Match	21/10/2019	Adviser Fee	Accounted	181.87	Dr
12/02/2021	craig.duncan@affluencegrou p.com.au	15/01/2020	Adviser Fee	Accounted	168.75	Cr
12/02/2021	craig.duncan@affluencegrou p.com.au	15/01/2020	Adviser Fee	Accounted	181.87	Cr
12/02/2021	Evidence Match	15/01/2020	Adviser Fee	Accounted	181.87	Dr
12/02/2021	Evidence Match	15/01/2020	Adviser Fee	Accounted	168.75	Dr
12/02/2021	Evidence Match	17/01/2020	Adviser Fee	Accounted	476.25	Dr
12/02/2021	craig.duncan@affluencegrou p.com.au	17/01/2020	Adviser Fee	Accounted	476.25	Cr
12/02/2021	Evidence Match	25/02/2020	Adviser Fee	Accounted	2,000.00	Dr
12/02/2021	craig.duncan@affluencegrou p.com.au	27/02/2020	Adviser Fee	Accounted	2,000.00	Cr
12/02/2021	craig.duncan@affluencegrou p.com.au	15/04/2020	Adviser Fee	Accounted	387.13	Cr
12/02/2021	Evidence Match	15/04/2020	Adviser Fee	Accounted	304.37	Dr
12/02/2021	Evidence Match	15/04/2020	Adviser Fee	Accounted	168.75	Dr
12/02/2021	Evidence Match	15/04/2020	Adviser Fee	Accounted	387.13	Dr
12/02/2021	craig.duncan@affluencegrou p.com.au	15/04/2020	Adviser Fee	Accounted	304.37	Cr
12/02/2021	craig.duncan@affluencegrou p.com.au	15/04/2020	Adviser Fee	Accounted	168.75	Cr

Other Creditors and Accruals · Auditor Fee

11/02/2021	Evidence Match	31/03/2020	Auditor Fee	Accounted	275.00	Dr
11/02/2021	craig.duncan@affluencegrou p.com.au	31/03/2020	Auditor Fee	Accounted	275.00	Cr

Other Creditors and Accruals · Bank Fees · Cash At Bank · Cash at Bank - 2266645

11/02/2021	Evidence Match	25/02/2020	TT FEE	Accounted	20.00	Dr
11/02/2021	craig.duncan@affluencegrou p.com.au	25/02/2020	TT FEE	Accounted	20.00	Cr

Other Creditors and Accruals · Regulatory Fees

11/02/2021	Evidence Match	22/05/2020	ASIC	Accounted	54.00	Dr
------------	----------------	------------	------	-----------	-------	----

ALVIVAL SUPER FUND
General Ledger Audit Trail
For the period from 1 July 2019 to 30 June 2020

Processed Date & User	Date	Description	State	Amount
-----------------------	------	-------------	-------	--------

Liabilities

Other Creditors and Accruals · Regulatory Fees

11/02/2021	craig.duncan@affluencegroup.com.au	22/05/2020	ASIC	Accounted	54.00	Cr
------------	------------------------------------	------------	------	-----------	-------	----

Member Entitlements

Member Entitlement Accounts · Mr Alan Parry · AL_ABP_(4)

11/02/2021	craig.duncan@affluencegroup.com.au	30/11/2019	Pension Drawdown - Gross	Accounted	520.00	Dr
12/02/2021	craig.duncan@affluencegroup.com.au	30/06/2020	Income Taxes Allocated	Accounted	0.01	Cr
12/02/2021	craig.duncan@affluencegroup.com.au	30/06/2020	Investment Profit or Loss	Accounted	1,685.81	Cr

Member Entitlement Accounts · Mr Alan Parry · AL_ABP_3

11/02/2021	craig.duncan@affluencegroup.com.au	30/11/2019	Pension Drawdown - Gross	Accounted	9,480.00	Dr
11/02/2021	craig.duncan@affluencegroup.com.au	1/12/2019	Pension Drawdown - Gross	Accounted	10,000.00	Dr
11/02/2021	craig.duncan@affluencegroup.com.au	7/12/2019	Pension Drawdown - Gross	Accounted	10,000.00	Dr
11/02/2021	craig.duncan@affluencegroup.com.au	2/01/2020	Pension Drawdown - Gross	Accounted	4,000.00	Dr
11/02/2021	craig.duncan@affluencegroup.com.au	31/01/2020	Pension Drawdown - Gross	Accounted	5,000.00	Dr
12/02/2021	craig.duncan@affluencegroup.com.au	30/06/2020	Income Taxes Allocated	Accounted	0.01	Dr
12/02/2021	craig.duncan@affluencegroup.com.au	30/06/2020	Investment Profit or Loss	Accounted	82,399.65	Cr

ALVIVAL SUPER FUND
Bank Account Movements
For the period 1 July 2019 to 30 June 2020

Date	Description	Withdrawals	Deposits	Balance
Account: <u>Cash at Bank - 2266644 (704-865 226644)</u>				
1/07/2019	Opening Balance			877.32
04/07/2019	TRANSFER QSAVE		20,000.00	20,877.32
08/07/2019	INVEST	20,000.00		877.32
05/11/2019	DIVIDEND		163.84	1,041.16
31/03/2020	ACCOUNTING FEE	935.00		106.16
22/05/2020	ASIC	54.00		52.16
29/06/2020	trf from 66645		9,560.00	9,612.16
30/06/2020	trf from 66645		25,000.00	34,612.16
30/06/2020	Closing Balance	20,989.00	54,723.84	34,612.16
Transactions : 7				

Account: Cash at Bank - 2266645 (704-865 226645)

1/07/2019	Opening Balance			23,927.11
04/07/2019	TRANSFER 02266	20,000.00		3,927.11
10/07/2019	MASON STEVENS		5,027.65	8,954.76
22/07/2019	CHDIF4 DIST		2,229.79	11,184.55
22/07/2019	CHDIF2 DIST		2,678.34	13,862.89
22/07/2019	CHDOF WHL A		6,649.71	20,512.60
01/08/2019	INTEREST		14.99	20,527.59
30/08/2019	INTEREST		21.79	20,549.38
30/09/2019	INTEREST		21.11	20,570.49
02/10/2019	FMG DIVIDEND		720.00	21,290.49
04/10/2019	IVC ITM DIV		87.50	21,377.99
07/10/2019	DEBIT CBA EQUITY	4,000.00		17,377.99
15/10/2019	CHDIF4 DIST		2,322.55	19,700.54
15/10/2019	CHDIF2 DIST		2,759.68	22,460.22
15/10/2019	CHDOF WHL DIST		6,865.65	29,325.87
21/10/2019	COMMONWEALTH SEC		4,000.00	33,325.87
22/10/2019	MASON STEVENS		1,522.65	34,848.52
31/10/2019	INTEREST		24.40	34,872.92
30/11/2019	INTEREST		28.39	34,901.31
30/11/2019	SAV 02181	10,000.00		24,901.31
01/12/2019	SAV 02181	10,000.00		14,901.31
07/12/2019	SAV 02181	10,000.00		4,901.31
31/12/2019	INTEREST		5.81	4,907.12
02/01/2020	SAV 02181	4,000.00		907.12
15/01/2020	CHDIF4 DIST		2,322.55	3,229.67
15/01/2020	CHIDIF2 DIST		2,759.68	5,989.35
17/01/2020	CHDOF WHL		6,865.65	12,855.00
22/01/2020	MASON STEVENS		840.38	13,695.38
31/01/2020	INTEREST		6.02	13,701.40
31/01/2020	SAV 02181	10,000.00		3,701.40
01/02/2020	AP ZERO		5,000.00	8,701.40
24/02/2020	DOF CAPITAL		3,199.60	11,901.00
24/02/2020	DOF CAPITAL		110,507.62	122,408.62
25/02/2020	TT FEE	20.00		122,388.62
25/02/2020	DWL FINANCIAL SERVI	100,000.00		22,388.62
29/02/2020	INTEREST		11.91	22,400.53
31/03/2020	INTEREST		17.64	22,418.17
03/04/2020	DIRECT CREDIT ATO		2,346.99	24,765.16
06/04/2020	FMG DIVIDEND		2,280.00	27,045.16
12/04/2020	Sav 02288	5,000.00		22,045.16
15/04/2020	CHDIF 2 DIST		2,759.68	24,804.84
15/04/2020	DIF4 DIST		3,691.39	28,496.23
15/04/2020	CHDOF DIST		5,409.03	33,905.26
21/04/2020	MASON STEVENS		1,546.53	35,451.79
26/04/2020	SAV02288	10,000.00		25,451.79
28/04/2020	WAM CAPITAL		163.84	25,615.63
30/04/2020	INTEREST		17.59	25,633.22

ALVIVAL SUPER FUND
Bank Account Movements
For the period 1 July 2019 to 30 June 2020

Date	Description	Withdrawals	Deposits	Balance
Account: <u>Cash at Bank - 2266645 (704-865 2266645)</u>				
05/05/2020	INVOCARE LTD	5,000.00		20,633.22
22/05/2020	INVOCARE LTD		8.00	20,641.22
22/05/2020	COMMONWEALTH SEC		13,908.03	34,549.25
31/05/2020	INTEREST		16.41	34,565.66
29/06/2020	TRANSFER 02266	9,560.00		25,005.66
30/06/2020	INTEREST		20.41	25,026.07
30/06/2020	SV 02266644	25,000.00		26.07
30/06/2020	Closing Balance	<u>222,580.00</u>	<u>198,678.96</u>	<u>26.07</u>
Transactions : 53				

Account: <u>Cash at Bank - 2288829 (704-865 2288829)</u>				
1/07/2019	Opening Balance			10,283.89
31/07/2019	INTEREST		17.65	10,301.54
31/08/2019	INTEREST		16.62	10,318.16
30/09/2019	INTEREST		16.11	10,334.27
31/10/2019	INTEREST		15.48	10,349.75
30/11/2019	INTEREST		14.03	10,363.78
31/12/2019	INTEREST		14.53	10,378.31
31/01/2020	INTEREST		14.54	10,392.85
29/02/2020	INTEREST		13.63	10,406.48
31/03/2020	INTEREST		13.94	10,420.42
12/04/2020	TRANSFER		5,000.00	15,420.42
26/04/2020	TRANSFER		10,000.00	25,420.42
30/04/2020	INTEREST		8.15	25,428.57
30/04/2020	INTEREST		9.40	25,437.97
31/05/2020	INTEREST		14.05	25,452.02
31/05/2020	INTEREST		16.20	25,468.22
30/06/2020	INTEREST		13.60	25,481.82
30/06/2020	INTEREST		15.70	25,497.52
30/06/2020	Closing Balance		<u>15,213.63</u>	<u>25,497.52</u>
Transactions : 17				

ALVIVAL SUPER FUND

Investment Summary as at 30 June 2020

Investment	Units	Average Cost Price	Market Price	Accounting Cost	Market Value	Unrealised Accounting Gain/(Loss)	Accounting Gain/(Loss) (%)	Portfolio Weight (%)
<u>Bank</u>								
Cash at Bank - 2266644				34,612.16	34,612.16			3.56%
Cash at Bank - 2266645				26.07	26.07			- %
Cash at Bank - 2288829				25,497.52	25,497.52			2.62%
				60,135.75	60,135.75			6.18%
<u>Listed Securities Market</u>								
Bionomics Limited (ASX:BNO)	5,000.00000	0.4510	0.0580	2,254.95	290.00	(1,964.95)	(87.14)%	0.03%
Fortescue Metals Group Ltd (ASX:FMG)	2,000.00000	1.6750	13.8500	3,349.95	27,700.00	24,350.05	726.88%	2.85%
Invocare Limited (ASX:IVC)	980.00000	10.4306	10.4800	10,221.95	10,270.40	48.45	0.47%	1.06%
Tanami Gold NL (ASX:TAM)	160,150.00000	0.0589	0.0620	9,429.34	9,929.30	499.96	5.30%	1.02%
Virgin Australia Holdings Limited (ASX:VAH)	10,000.00000	0.1980	0.0860	1,979.95	860.00	(1,119.95)	(56.56)%	0.09%
WAM Capital Limited (ASX:WAM)	2,114.00000	2.3993	1.8200	5,072.12	3,847.48	(1,224.64)	(24.14)%	0.40%
				32,308.26	52,897.18	20,588.92	63.73%	5.44%
<u>Managed Funds Market</u>								
Charter Hall Direct Industrial Fund No. 2 Wholesale	130,152.48400	1.0372	1.4181	135,000.00	184,569.24	49,569.24	36.72%	18.96%
Charter Hall Direct Office Fund - Wholesale A	272,760.32270	1.1604	1.5236	316,501.93	415,577.63	99,075.70	31.30%	42.70%
Charter Hall Direct Industrial Fund No.4	236,785.86800	1.0474	1.0982	248,000.00	260,038.24	12,038.24	4.85%	26.72%
				699,501.93	860,185.11	160,683.18	22.97%	88.39%
				791,945.94	973,218.04	181,272.10	22.89%	100.00%

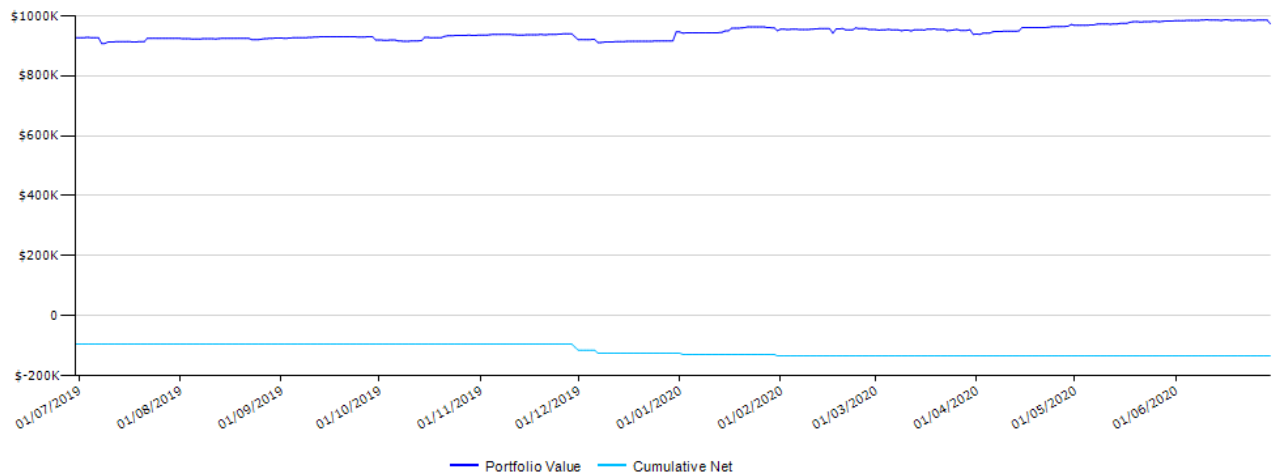
The accounting cost is the original cost base adjusted by any subsequent capital call/improvement or capital return transactions. In many cases, it is not the same as the adjusted or reduced cost base, or the reset cost base resulting from the CGT relief. To view the tax cost base and unrealised gain/(loss) for tax purposes refer to the Unrealised Capital Gains Report or change the report parameter to tax cost base.

ALVIVAL SUPER FUND
Investment Movement and Returns Report
For the period from 01 July 2019 to 30 June 2020

Movement in Value

Starting Market Value	926,288.72
Net Withdrawal	(39,000.00)
Realised and Unrealised Gains/Losses	43,305.54
Investment Income (excluding credits)	65,303.34
Portfolio Expenses	(6,608.86)
Other*	(16,070.70)
Ending Market Value	973,218.04
Movement in Value	46,929.32

Portfolio Value versus Cumulative Net Investment



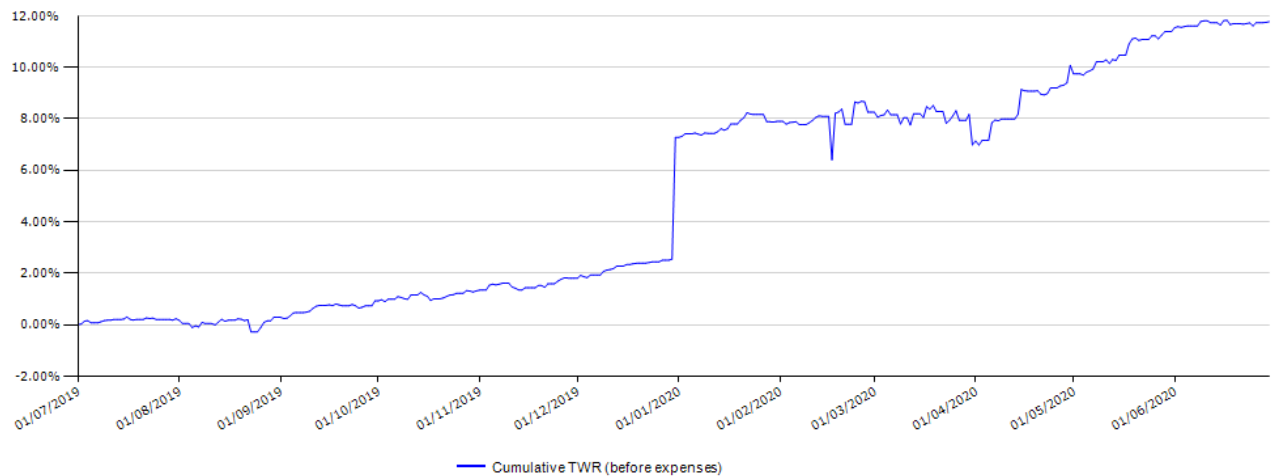
ALVIVAL SUPER FUND
Investment Movement and Returns Report
For the period from 01 July 2019 to 30 June 2020

Portfolio Return

Realised and Unrealised Gains/Losses	43,305.54
Investment Income (excluding credits)	65,303.34
Gross Income Declared but not Paid	(8,342.11)
Credits	2,527.50
Total dollar return before expenses	102,794.27
Investment Expenses	(5,360.86)
Total dollar return after expenses	97,433.41

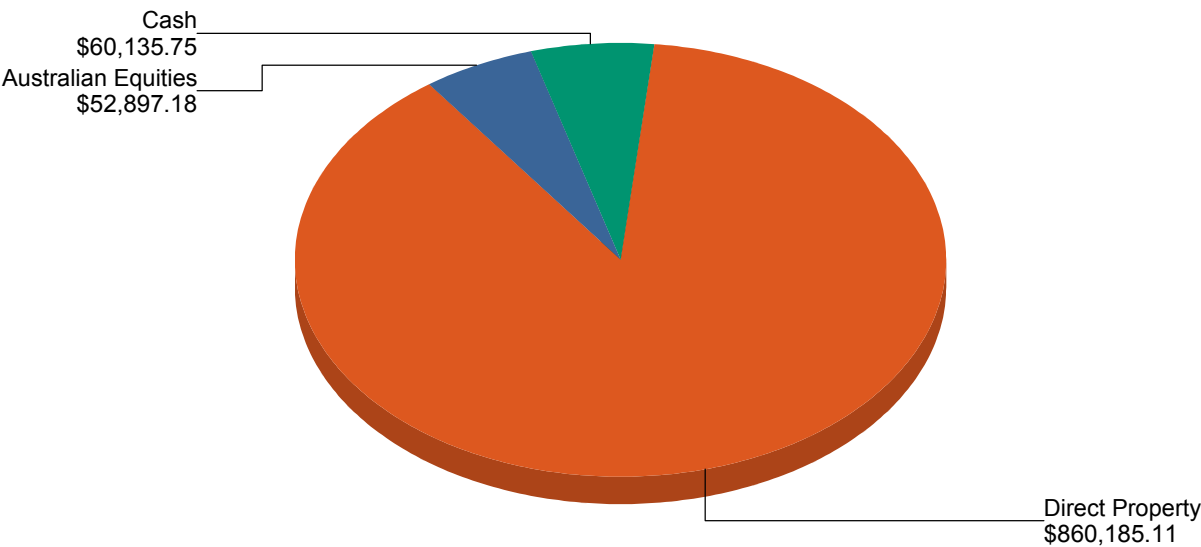
	1 year	3 years	Since 01/07/2016	Since 01/07/2019
Investment return before expenses (TWR)	11.77%	42.91%	65.50%	11.77%

Return Over Time



ALVIVAL SUPER FUND
Investment Allocation as at 30 June 2020

Current Asset Allocation



Australian Equities	5.4%
Australian Fixed Interest	0.0%
Cash	6.2%
Direct Property	88.4%
Foreign Cash	0.0%
International Equities	0.0%
International Fixed Interest	0.0%
Listed Property	0.0%
Mortgages	0.0%
Other	0.0%
Unknown	0.0%
Total:	100.0%

ALVIVAL SUPER FUND

Investment Allocation as at 30 June 2020

	Australian Equities	Cash	Direct Property	Total (\$)
Bionomics Limited (ASX:BNO)	290.00 100.00%	0.00 0.00%	0.00 0.00%	290.00 100.00%
Cash at Bank - 2266644	0.00 0.00%	34,612.16 100.00%	0.00 0.00%	34,612.16 100.00%
Cash at Bank - 2266645	0.00 0.00%	26.07 100.00%	0.00 0.00%	26.07 100.00%
Cash at Bank - 2288829	0.00 0.00%	25,497.52 100.00%	0.00 0.00%	25,497.52 100.00%
Charter Hall Direct Industrial Fund No. 2 Wholesale	0.00 0.00%	0.00 0.00%	184,569.24 100.00%	184,569.24 100.00%
Charter Hall Direct Industrial Fund No.4	0.00 0.00%	0.00 0.00%	260,038.24 100.00%	260,038.24 100.00%
Charter Hall Direct Office Fund - Wholesale A	0.00 0.00%	0.00 0.00%	415,577.63 100.00%	415,577.63 100.00%
Fortescue Metals Group Ltd (ASX:FMG)	27,700.00 100.00%	0.00 0.00%	0.00 0.00%	27,700.00 100.00%
Invocare Limited (ASX:IVC)	10,270.40 100.00%	0.00 0.00%	0.00 0.00%	10,270.40 100.00%
Tanami Gold NL (ASX:TAM)	9,929.30 100.00%	0.00 0.00%	0.00 0.00%	9,929.30 100.00%
Virgin Australia Holdings Limited (ASX:VAH)	860.00 100.00%	0.00 0.00%	0.00 0.00%	860.00 100.00%
WAM Capital Limited (ASX:WAM)	3,847.48 100.00%	0.00 0.00%	0.00 0.00%	3,847.48 100.00%
Total	52,897.18 5.44%	60,135.75 6.18%	860,185.11 88.39%	973,218.04 100.00%

NOTE: Investment Totals include Unsettled Amounts.

ALVIVAL SUPER FUND
Foreign Cash Reconciliation Statement
For the period 1 July 2019 to 30 June 2020

		Bank Statement Line Items					Matched Transaction(s)		
Date	Description	Foreign Withdrawals	Foreign Deposits	Balance	AUD Withdrawals	AUD Deposits	Amount	Matched As	Account Name

Currency:

Bank Account:

Opening Balance

Closing Balance

ALVIVAL SUPER FUND
Statement of Taxable Income
For the Period from 1 July 2019 to 30 June 2020

Description	Investment Reference	Date	Tax Return Ref.	Amount
Income			Section B	
Net Capital Gain				
Deferred Capital Gain Realised		30 Jun 2020	A	0.00
Less Capital Losses Applied		30 Jun 2020	A	0.00
Less Discount		30 Jun 2020	A	0.00
Total Net Capital Gain			A	0.00
Total Gross Rent and Other Leasing & Hiring Income			B	0.00
Gross Interest				
INTEREST	681: Cash at Bank - 2266645	01 Aug 2019	C	14.99
INTEREST	681: Cash at Bank - 2266645	30 Aug 2019	C	21.79
INTEREST	681: Cash at Bank - 2266645	30 Sep 2019	C	21.11
INTEREST	681: Cash at Bank - 2266645	31 Oct 2019	C	24.40
INTEREST	681: Cash at Bank - 2266645	30 Nov 2019	C	28.39
INTEREST	681: Cash at Bank - 2266645	31 Dec 2019	C	5.81
INTEREST	681: Cash at Bank - 2266645	31 Jan 2020	C	6.02
INTEREST	681: Cash at Bank - 2266645	29 Feb 2020	C	11.91
INTEREST	681: Cash at Bank - 2266645	31 Mar 2020	C	17.64
INTEREST	681: Cash at Bank - 2266645	30 Apr 2020	C	17.59
INTEREST	681: Cash at Bank - 2266645	31 May 2020	C	16.41
INTEREST	681: Cash at Bank - 2266645	30 Jun 2020	C	20.41
INTEREST	682: Cash at Bank - 2288829	31 Jul 2019	C	17.65
INTEREST	682: Cash at Bank - 2288829	31 Aug 2019	C	16.62
INTEREST	682: Cash at Bank - 2288829	30 Sep 2019	C	16.11
INTEREST	682: Cash at Bank - 2288829	31 Oct 2019	C	15.48
INTEREST	682: Cash at Bank - 2288829	30 Nov 2019	C	14.03
INTEREST	682: Cash at Bank - 2288829	31 Dec 2019	C	14.53
INTEREST	682: Cash at Bank - 2288829	31 Jan 2020	C	14.54
INTEREST	682: Cash at Bank - 2288829	29 Feb 2020	C	13.63
INTEREST	682: Cash at Bank - 2288829	31 Mar 2020	C	13.94
INTEREST	682: Cash at Bank - 2288829	30 Apr 2020	C	8.15
INTEREST	682: Cash at Bank - 2288829	30 Apr 2020	C	9.40
INTEREST	682: Cash at Bank - 2288829	31 May 2020	C	16.20
INTEREST	682: Cash at Bank - 2288829	31 May 2020	C	14.05
INTEREST	682: Cash at Bank - 2288829	30 Jun 2020	C	13.60
INTEREST	682: Cash at Bank - 2288829	30 Jun 2020	C	15.70
Less Rounding			C	(0.10)
Total Gross Interest			C	420.00
Total Forestry Managed Investment Scheme Income			X	0.00
Total Net Foreign Income			D	0.00
Total Australian Franking Credits from a New Zealand Company			E	0.00
Total Transfers from Foreign Funds			F	0.00
Total Gross Payments where ABN not quoted			H	0.00
Total Gross Distribution from Partnerships			I	0.00

ALVIVAL SUPER FUND
Statement of Taxable Income
For the Period from 1 July 2019 to 30 June 2020

Description	Investment Reference	Date	Tax	Amount
			Return Ref.	
Total Unfranked Dividend Amount			J	0.00
Franked Dividend Amount				
FMG 24C FRANKED @ 30%; DRP NIL DISCOUNT	FMG: Fortescue Metals Group Ltd	02 Oct 2019	K	720.00
FMG AUD 0.76 FRANKED, 30% CTR, DRP NIL DISC	FMG: Fortescue Metals Group Ltd	06 Apr 2020	K	2,280.00
IVC 17.5C FRANKED @ 30%; DRP	IVC: Invocare Limited	04 Oct 2019	K	87.50
WAM 7.75C FRANKED @ 30%; DRP	WAM: WAM Capital Limited	25 Oct 2019	K	163.84
WAM AUD 0.0775 FRANKED, 30% CTR, DRP 2.5% DISC	WAM: WAM Capital Limited	28 Apr 2020	K	163.84
Less Rounding			K	(0.18)
Total Franked Dividend Amount			K	3,415.00
Dividend Franking Credit				
FMG 24C FRANKED @ 30%; DRP NIL DISCOUNT	FMG: Fortescue Metals Group Ltd	02 Oct 2019	L	308.57
FMG AUD 0.76 FRANKED, 30% CTR, DRP NIL DISC	FMG: Fortescue Metals Group Ltd	06 Apr 2020	L	977.14
IVC 17.5C FRANKED @ 30%; DRP	IVC: Invocare Limited	04 Oct 2019	L	37.50
WAM 7.75C FRANKED @ 30%; DRP	WAM: WAM Capital Limited	25 Oct 2019	L	70.22
WAM AUD 0.0775 FRANKED, 30% CTR, DRP 2.5% DISC	WAM: WAM Capital Limited	28 Apr 2020	L	70.22
Less Rounding			L	(0.65)
Total Dividend Franking Credit			L	1,463.00
Gross Trust Distributions				
Investment Income	DWL1: DWL Managed Discretionary Account	10 Jul 2019	M	3,368.70
MASON STEVENS	DWL1: DWL Managed Discretionary Account	22 Oct 2019	M	1,522.65
MASON STEVENS	DWL1: DWL Managed Discretionary Account	22 Jan 2020	M	840.38
MASON STEVENS	DWL1: DWL Managed Discretionary Account	21 Apr 2020	M	1,546.53
Distribution - Tax Statement	DWL1: DWL Managed Discretionary Account	30 Jun 2020	M	(876.89)
Distribution - Tax Statement	DWL1: DWL Managed Discretionary Account	30 Jun 2020	M	(396.36)
Distribution - Tax Statement	DWL1: DWL Managed Discretionary Account	30 Jun 2020	M	(218.75)
Distribution - Tax Statement	DWL1: DWL Managed Discretionary Account	30 Jun 2020	M	(402.58)
MAQ0816AU Distribution - Cash	MAQ0816AU: Charter Hall Direct Industrial Fund No. 2 Wholesale	30 Sep 2019	M	2,928.43
MAQ0816AU Distribution - Cash	MAQ0816AU: Charter Hall Direct Industrial Fund No. 2 Wholesale	31 Dec 2019	M	2,928.43
Investment Income	MAQ0816AU: Charter Hall Direct Industrial Fund No. 2 Wholesale	15 Apr 2020	M	2,928.43
Distribution - Tax Statement	MAQ0816AU: Charter Hall Direct Industrial Fund No. 2 Wholesale	30 Jun 2020	M	(2,928.43)
Distribution - Tax Statement	MAQ0816AU: Charter Hall Direct Industrial Fund No. 2 Wholesale	30 Jun 2020	M	(2,928.43)
Distribution - Tax Statement	MAQ0816AU: Charter Hall Direct Industrial Fund No. 2 Wholesale	30 Jun 2020	M	(2,928.43)
Distribution - Tax Statement	MAQ0816AU: Charter Hall Direct Industrial Fund No. 2 Wholesale	30 Jun 2020	M	(2,928.43)
Investment Income	MAQ0816AU: Charter Hall Direct Industrial Fund No. 2 Wholesale	30 Jun 2020	M	2,928.43
MAQ0842AU Distribution - Cash	MAQ0842AU: Charter Hall Direct Office Fund - Wholesale A	30 Sep 2019	M	7,341.90
MAQ0842AU Distribution - Cash	MAQ0842AU: Charter Hall Direct Office Fund - Wholesale A	31 Dec 2019	M	7,341.90
DOF CAPITAL	MAQ0842AU: Charter Hall Direct Office Fund - Wholesale A	24 Feb 2020	M	3,199.60
Investment Income	MAQ0842AU: Charter Hall Direct Office Fund - Wholesale A	15 Apr 2020	M	5,796.16
Distribution - Tax Statement	MAQ0842AU: Charter Hall Direct Office Fund - Wholesale A	30 Jun 2020	M	(5,796.16)
Distribution - Tax Statement	MAQ0842AU: Charter Hall Direct Office Fund - Wholesale A	30 Jun 2020	M	(7,341.90)

ALVIVAL SUPER FUND
Statement of Taxable Income
For the Period from 1 July 2019 to 30 June 2020

Description	Investment Reference	Date	Tax Return	Amount
			Ref.	
Distribution - Tax Statement	MAQ0842AU: Charter Hall Direct Office Fund - Wholesale A	30 Jun 2020	M	(7,341.90)
Distribution - Tax Statement	MAQ0842AU: Charter Hall Direct Office Fund - Wholesale A	30 Jun 2020	M	(3,199.60)
Distribution - Tax Statement	MAQ0842AU: Charter Hall Direct Office Fund - Wholesale A	30 Jun 2020	M	(5,796.16)
MAQ0842AU Distribution - Cash	MAQ0842AU: Charter Hall Direct Office Fund - Wholesale A	30 Jun 2020	M	5,796.16
MAQ0854AU Distribution - Cash	MAQ0854AU: Charter Hall Direct Industrial Fund No.4	30 Sep 2019	M	2,504.42
MAQ0854AU Distribution - Cash	MAQ0854AU: Charter Hall Direct Industrial Fund No.4	31 Dec 2019	M	2,504.42
MAQ0854AU Distribution - Cash	MAQ0854AU: Charter Hall Direct Industrial Fund No.4	31 Mar 2020	M	3,995.76
Distribution - Tax Statement	MAQ0854AU: Charter Hall Direct Industrial Fund No.4	30 Jun 2020	M	(1,862.64)
Distribution - Tax Statement	MAQ0854AU: Charter Hall Direct Industrial Fund No.4	30 Jun 2020	M	(2,971.81)
Distribution - Tax Statement	MAQ0854AU: Charter Hall Direct Industrial Fund No.4	30 Jun 2020	M	(1,862.64)
Distribution - Tax Statement	MAQ0854AU: Charter Hall Direct Industrial Fund No.4	30 Jun 2020	M	(2,971.81)
MAQ0854AU Distribution - Cash	MAQ0854AU: Charter Hall Direct Industrial Fund No.4	30 Jun 2020	M	3,995.76
Less Rounding			M	(0.14)
Total Gross Trust Distributions			M	8,715.00
Total Assessable Employer Contributions			R1	0.00
Total Assessable Personal Contributions			R2	0.00
Total No-TFN quoted contributions			R3	0.00
Total Transfer of Liability to life insurance company or PST			R6	0.00
Total Assessable Contributions			R	0.00
Total Other Income			S	0.00
Total Assessable Income Due to Changed Tax Status of Fund			T	0.00
Total Net Non-arm's Length Income			U	0.00
Exempt Current Pension Income				
Exempt Current Pension Income	Dividend Franking Credit	30 Jun 2020	Y	(1,463.00)
Exempt Current Pension Income	Franked Dividend Amount	30 Jun 2020	Y	(3,415.00)
Exempt Current Pension Income	Gross Interest	30 Jun 2020	Y	(420.00)
Exempt Current Pension Income	Gross Trust Distributions	30 Jun 2020	Y	(8,715.00)
Total Exempt Current Pension Income			Y	(14,013.00)
Total Assessable Income				0.00

Deductions

Section C

Total Interest Expenses within Australia	A	0.00
Total Interest Expenses Overseas	B	0.00
Total Capital Works Deductions	D	0.00
Total Deduction for Decline in Value of Depreciating Assets	E	0.00
Total Death or Disability Premiums	F	0.00
Total Death Benefit Increase	G	0.00

ALVIVAL SUPER FUND
Statement of Taxable Income
For the Period from 1 July 2019 to 30 June 2020

Description	Investment Reference	Date	Tax Return Ref.	Amount
Approved Auditor Fee				
Auditor Fee		31 Mar 2020	H	275.00
Less Current Pension Deductions		30 Jun 2020	H	(275.00)
Total Approved Auditor Fee			H	0.00
Investment Expenses				
TT FEE	681: Cash at Bank - 2266645	25 Feb 2020	I	20.00
Less Current Pension Deductions		30 Jun 2020	I	(20.00)
Total Investment Expenses			I	0.00
Management and Administration Expenses				
Adviser Fee		22 Jul 2019	J	168.75
Adviser Fee		22 Jul 2019	J	181.87
Adviser Fee		22 Jul 2019	J	476.25
Adviser Fee		15 Oct 2019	J	181.87
Adviser Fee		15 Oct 2019	J	476.25
Adviser Fee		15 Oct 2019	J	168.75
Adviser Fee		15 Jan 2020	J	168.75
Adviser Fee		15 Jan 2020	J	181.87
Adviser Fee		17 Jan 2020	J	476.25
Adviser Fee		27 Feb 2020	J	2,000.00
Accountancy Fee		31 Mar 2020	J	660.00
Adviser Fee		15 Apr 2020	J	387.13
Adviser Fee		15 Apr 2020	J	304.37
Adviser Fee		15 Apr 2020	J	168.75
ASIC		22 May 2020	J	54.00
Less Current Pension Deductions		30 Jun 2020	J	(6,054.86)
Total Management and Administration Expenses			J	0.00
Total Forestry Managed Investment Scheme Deduction			U	0.00
Other Deductions				
DIRECT CREDIT ATO		03 Apr 2020	L	259.00
Less Current Pension Deductions		30 Jun 2020	L	(259.00)
Total Other Deductions			L	0.00
Tax Losses Deducted				
Tax Losses Brought Forward		30 Jun 2020	M	0.00
Less Net Exempt Income		30 Jun 2020	M	0.00
Total Tax Losses Deducted			M	0.00
Total Deductions				0.00
Taxable Income or Loss		(V - N)	O	0.00

Income Tax Calculation Statement

Section D

Gross Tax

Gross Tax @ 15% for Concessional Income	30 Jun 2020	T1	0.00
Gross Tax @ 45% for Net Non-Arm's Length Income	30 Jun 2020	T1	0.00
No-TFN Quoted Contributions @ 32%	30 Jun 2020	J	0.00
Total Gross Tax			0.00

ALVIVAL SUPER FUND
Statement of Taxable Income
For the Period from 1 July 2019 to 30 June 2020

Description	Investment Reference	Date	Tax Return Ref.	Amount
Total Credit: Foreign Tax Income Offset			C1	0.00
Total Credit: Rebates and Tax Offset			C2	0.00
Rebates and Offsets			C	0.00
SUBTOTAL				0.00
Credit: Refundable Franking Credits				
Distribution - Tax Statement	DWL1: DWL Managed Discretionary Account	30 Jun 2020	E1	226.05
Distribution - Tax Statement	DWL1: DWL Managed Discretionary Account	30 Jun 2020	E1	122.84
Distribution - Tax Statement	DWL1: DWL Managed Discretionary Account	30 Jun 2020	E1	222.56
Distribution - Tax Statement	DWL1: DWL Managed Discretionary Account	30 Jun 2020	E1	492.40
FMG 24C FRANKED @ 30%; DRP NIL DISCOUNT	FMG: Fortescue Metals Group Ltd	02 Oct 2019	E1	308.57
FMG AUD 0.76 FRANKED, 30% CTR, DRP NIL DISC	FMG: Fortescue Metals Group Ltd	06 Apr 2020	E1	977.14
IVC 17.5C FRANKED @ 30%; DRP	IVC: Invocare Limited	04 Oct 2019	E1	37.50
WAM 7.75C FRANKED @ 30%; DRP	WAM: WAM Capital Limited	25 Oct 2019	E1	70.22
WAM AUD 0.0775 FRANKED, 30% CTR, DRP 2.5% DISC	WAM: WAM Capital Limited	28 Apr 2020	E1	70.22
Total Credit: Refundable Franking Credits			E1	2,527.50
Total Credit: No-TFN Tax Offset			E2	0.00
Total Credit: Refundable National Rental Affordability Scheme Tax Offset			E3	0.00
Total Credit: Interest on Early Payments			H1	0.00
Total Credit: Foreign Resident Withholding			H2	0.00
Total Credit: ABN/TFN Not Quoted (Non-Individual)			H3	0.00
Total Credit: Interest on No-TFN Tax Offset			H6	0.00
Total Eligible Credits				0.00
Net Tax Payable				(2,527.50)
Total PAYG Instalments Raised			K	0.00
Total Supervisory Levy			L	259.00
Total Supervisory Levy Adjustment for Wound Up Funds			M	0.00
Total Supervisory Levy Adjustment for New Funds			N	0.00
Total Amount Due / (Refundable)				(2,268.50)

ALVIVAL SUPER FUND
Foreign Income and Expenses Worksheet
For the period 1 July 2019 to 30 June 2020

Date	Description	Code	Market	Foreign Amount			Xrate	RBA Rate	Variance	AUD Amount		
				Gross	WHT	Net				Gross	WHT	Net

Currency:

ALVIVAL SUPER FUND**Tax Accounting Reconciliation****For the period 1 July 2019 to 30 June 2020**

Operating Statement Profit vs. Provision for Income Tax**2020****\$****Benefits Accrued as a Result of Operations before Income Tax****45,085.46****ADD:**

Decrease in Market Value	23,294.15
Pension Non-deductible Expenses	6,608.86
Pensions Paid	39,000.00

LESS:

Realised Capital Gains	46,157.63
Pension Exempt Income	14,013.00
Distributed Capital Gains	453.10
Non-Taxable Income	53,363.67
Rounding	1.07

Taxable Income or Loss**0.00**

	Income Amount	Tax Amount
Gross Tax @ 15% for Concessional Income	0.00	0.00
Gross Tax @ 45% for Net Non-Arm's Length Income	0.00	0.00
No-TFN Quoted Contributions @ 32%	0.00	0.00
Change in Carried Forward Losses	0.00	0.00
Provision for Income Tax		0.00

Provision for Income Tax vs. Income Tax Expense**Provision for Income Tax****0.00****Income Tax Expense****0.00****Provision for Income Tax vs. Income Tax Payable****Provision for Income Tax****0.00****LESS:**

Franking Credits	2,527.50
------------------	----------

Income Tax Payable (Receivable)**(2,527.50)****Exempt Current Pension Income Settings**

Pension Exempt % (Actuarial)	100.0000%
Pension Exempt % (Expenses)	100.0000%
Assets Segregated For Pensions	Yes

ALVIVAL SUPER FUND
Realised Capital Gains
For the period from 1 July 2019 to 30 June 2020

Accounting Treatment						Taxation Treatment						
		Quantity	Proceeds	Excess Tax Value*	Original Cost	Accounting Profit/(Loss)	Cost Base Calculation		Capital Gains Calculation			
							Adjusted	Reduced	Indexation	Discounted	Other	Deferred
<u>Listed Securities Market</u>												
Fortescue Metals Group Ltd (ASX:FMG)												
22/05/2020	Sale	1,000.00	13,908.03		4,759.95	9,148.08						
		1,000.00	13,908.03		4,759.95	9,148.08						0.00
Listed Securities Market Total			13,908.03		4,759.95	9,148.08						0.00
<u>Managed Funds Market</u>												
Charter Hall Direct Office Fund - Wholesale A												
17/02/2020	Sale	72,740.67	110,507.62		73,498.07	37,009.55						
		72,740.67	110,507.62		73,498.07	37,009.55						0.00
Managed Funds Market Total			110,507.62		73,498.07	37,009.55						0.00
Grand Total			124,415.65		78,258.02	46,157.63						0.00

* Where there is an Excess Tax Value Amount, the Accounting Profit/(Loss) figure takes account of this. Accounting Profit/(Loss) equals Proceeds less Excess Tax Value less Original Cost.

ALVIVAL SUPER FUND
Realised Capital Gains
For the period from 1 July 2019 to 30 June 2020

Capital Gains Tax Return Summary

	Indexation	Discount	Other	Deferred	Total Capital Gains	Capital Losses
Current Year Capital Gains						
Shares & Units - Listed Shares	0.00	0.00	0.00	0.00	0.00	0.00
Shares & Units - Other Shares	0.00	0.00	0.00	0.00	0.00	0.00
Shares & Units - Listed Trusts	0.00	0.00	0.00	0.00	0.00	0.00
Shares & Units - Other Units	0.00	0.00	0.00	0.00	0.00	0.00
Australian Real Estate	0.00	0.00	0.00	0.00	0.00	0.00
Other Real Estate	0.00	0.00	0.00	0.00	0.00	0.00
Collectables	0.00	0.00	0.00	0.00	0.00	0.00
Other CGT Assets & Other CGT Events	0.00	0.00	0.00	0.00	0.00	0.00
Distributed Capital Gains from Trusts	0.00	0.00	0.00	0.00	0.00	0.00
	<u>0.00</u>	<u>0.00</u>	<u>0.00</u>	<u>0.00</u>	<u>0.00</u>	<u>0.00</u>
Capital Losses Applied						
Current Year	0.00	0.00	0.00	0.00	0.00	
Prior Years	0.00	0.00	0.00	0.00	0.00	
	<u>0.00</u>	<u>0.00</u>	<u>0.00</u>	<u>0.00</u>	<u>0.00</u>	
Net Capital Gains						
Net Gain after applying losses	0.00	0.00	0.00	0.00	0.00	
Discount applicable		0.00				
Net Gain after applying discount	<u>0.00</u>	<u>0.00</u>	<u>0.00</u>	<u>0.00</u>	<u>0.00</u>	

ALVIVAL SUPER FUND

Unrealised Capital Gains as at 30 June 2020

	Quantity /Description	Accounting Treatment			Taxation Treatment								
		Market Value	Original Cost	Accounting Gain/(Loss)	Cost Base Calculation				Capital Gains Calculation				
					Tax Free	Tax Deferred	AMIT	Amount	Indexation	Discountable	Other	Deferred	Capital Loss
<u>Bank</u>													
Cash at Bank - 2266644													
30/06/2020	34,612.16	34,612.16	34,612.16	0.00	0.00	0.00	0.00	34,612.16			0.00		
	34,612.16	34,612.16	34,612.16	0.00	0.00	0.00	0.00	34,612.16			0.00		
Cash at Bank - 2266645													
30/06/2020	26.07	26.07	26.07	0.00	0.00	0.00	0.00	26.07			0.00		
	26.07	26.07	26.07	0.00	0.00	0.00	0.00	26.07			0.00		
Cash at Bank - 2288829													
30/06/2020	25,497.52	25,497.52	25,497.52	0.00	0.00	0.00	0.00	25,497.52			0.00		
	25,497.52	25,497.52	25,497.52	0.00	0.00	0.00	0.00	25,497.52			0.00		
<u>BankTotal</u>													
		60,135.75	60,135.75	0.00	0.00	0.00	0.00	60,135.75			0.00		
<u>Listed Securities Market</u>													
Bionomics Limited (ASX:BNO)													
30/06/2014	5,000.00	290.00	2,254.95	(1,964.95)	0.00	0.00	0.00	2,254.95					
	5,000.00	290.00	2,254.95	(1,964.95)	0.00	0.00	0.00	2,254.95			0.00		
Fortescue Metals Group Ltd (ASX:FMG)													
30/06/2016	2,000.00	27,700.00	3,349.95	24,350.05	0.00	0.00	0.00	3,349.95					
	2,000.00	27,700.00	3,349.95	24,350.05	0.00	0.00	0.00	3,349.95			0.00		
Invocare Limited (ASX:IVC)													
30/06/2016	500.00	5,240.00	5,229.95	10.05	0.00	0.00	0.00	5,229.95					
5/05/2020	480.00	5,030.40	4,992.00	38.40	0.00	0.00	0.00	4,992.00					
	980.00	10,270.40	10,221.95	48.45	0.00	0.00	0.00	10,221.95			0.00		
Tanami Gold NL (ASX:TAM)													
30/06/2013	20,000.00	1,240.00	4,283.42	(3,043.42)	0.00	0.00	0.00	4,283.42					
20/08/2013	60,075.00	3,724.65	3,544.42	180.23	0.00	0.00	0.00	3,544.42					
15/12/2013	80,075.00	4,964.65	1,601.50	3,363.15	0.00	0.00	0.00	1,601.50					
	160,150.00	9,929.30	9,429.34	499.96	0.00	0.00	0.00	9,429.34			0.00		
Virgin Australia Holdings Limited (ASX:VAH)													
27/04/2017	10,000.00	860.00	1,979.95	(1,119.95)	0.00	0.00	0.00	1,979.95					
	10,000.00	860.00	1,979.95	(1,119.95)	0.00	0.00	0.00	1,979.95			0.00		

ALVIVAL SUPER FUND

Unrealised Capital Gains as at 30 June 2020

Quantity /Description		Accounting Treatment			Taxation Treatment								
		Market Value	Original Cost	Accounting Gain/(Loss)	Cost Base Calculation				Capital Gains Calculation				
					Tax Free	Tax Deferred	AMIT	Amount	Indexation	Discountable	Other	Deferred	Capital Loss
<u>Listed Securities Market</u>													
WAM Capital Limited (ASX:WAM)													
30/06/2016	25.00	45.50	50.00	(4.50)	0.00	0.00	0.00	50.00					
30/09/2016	53.00	96.46	101.28	(4.82)	0.00	0.00	0.00	101.28					
29/09/2017	25.00	45.50	52.00	(6.50)	0.00	0.00	0.00	52.00					
20/04/2018	51.00	92.82	105.28	(12.46)	0.00	0.00	0.00	105.28					
26/10/2018	1,960.00	3,567.20	4,763.56	(1,196.36)	0.00	0.00	0.00	4,763.56					
	2,114.00	3,847.48	5,072.12	(1,224.64)	0.00	0.00	0.00	5,072.12			0.00		
<u>Listed Securities MarketTotal</u>													
	52,897.18	32,308.26	20,588.92		0.00	0.00	0.00	32,308.26			0.00		
<u>Managed Funds Market</u>													
Charter Hall Direct Industrial Fund No. 2 Wholesale													
30/06/2014	130,152.48	184,569.24	135,000.00	49,569.24	0.00	2,386.28	(27,542.91)	135,000.00					
	130,152.48	184,569.24	135,000.00	49,569.24	0.00	2,386.28	(27,542.91)	135,000.00			0.00		
Charter Hall Direct Industrial Fund No.4													
21/11/2016	148,410.00	162,983.86	150,000.00	12,983.86	0.00	2,104.78	(17,596.12)	150,000.00					
25/02/2020	88,375.87	97,054.38	98,000.00	(945.62)	0.00	0.00	(3,608.74)	98,000.00					
	236,785.87	260,038.24	248,000.00	12,038.24	0.00	2,104.78	(21,204.86)	248,000.00			0.00		
Charter Hall Direct Office Fund - Wholesale A													
30/06/2015	46,022.72	70,120.22	46,501.93	23,618.29	0.00	2,083.63	(7,326.20)	46,501.93					
30/06/2016	46,392.73	70,683.96	50,000.00	20,683.96	0.00	2,100.38	(7,385.11)	50,000.00					
21/11/2016	143,472.27	218,594.35	170,000.00	48,594.35	0.00	6,495.57	(22,838.86)	170,000.00					
21/12/2017	36,872.60	56,179.10	50,000.00	6,179.10	0.00	0.00	(5,869.59)	50,000.00					
	272,760.32	415,577.63	316,501.93	99,075.70	0.00	10,679.58	(43,419.76)	316,501.93			0.00		
<u>Managed Funds MarketTotal</u>													
	860,185.11	699,501.93	160,683.18		0.00	15,170.64	(92,167.53)	699,501.93			0.00		

ALVIVAL SUPER FUND
Unrealised Capital Gains as at 30 June 2020

Capital Gains Tax Return Summary

	Indexation	Discount	Other	Deferred	Total Capital Gains	Capital Losses
Current Year Capital Gains						
Shares & Units - Listed Shares	0.00	0.00	0.00	0.00	0.00	0.00
Shares & Units - Other Shares	0.00	0.00	0.00	0.00	0.00	0.00
Shares & Units - Listed Trusts	0.00	0.00	0.00	0.00	0.00	0.00
Shares & Units - Other Units	0.00	0.00	0.00	0.00	0.00	0.00
Australian Real Estate	0.00	0.00	0.00	0.00	0.00	0.00
Other Real Estate	0.00	0.00	0.00	0.00	0.00	0.00
Collectables	0.00	0.00	0.00	0.00	0.00	0.00
Other CGT Assets & Other CGT Events	0.00	0.00	0.00	0.00	0.00	0.00
Distributed Capital Gains from Trusts	0.00	0.00	0.00	0.00	0.00	0.00
	0.00	0.00	0.00	0.00	0.00	0.00
Capital Losses Applied						
Current Year	0.00	0.00	0.00	0.00	0.00	
Prior Years	0.00	0.00	0.00	0.00	0.00	
	0.00	0.00	0.00	0.00	0.00	
Net Capital Gains						
Net Gain after applying losses	0.00	0.00	0.00	0.00	0.00	
Discount applicable		0.00				
Net Gain after applying discount	0.00	0.00	0.00	0.00	0.00	

Gains/Losses on Custom Holding Accounts

Account Name	Book Cost	Value	Gain/(Loss)	Tax Rate %	Tax Effect
	91,786.32	102,518.05	10,731.73	0.00%	0.00
Custom Holding Accounts Totals	91,786.32	102,518.05	10,731.73		0.00