

MJD SF

Statement of Financial Position

As At 30 Jun 2022

	As at 30 Jun 2021	Quantity	As at 30 Jun 2022	Quantity
	Balance		Balance	
Assets				
Investments				
Shares in Listed Companies				
Adelaide Brighton Limited	\$ 14,525.42	4,186	\$ 10,130.12	4,186
Ampcor Limited	\$ 18,413.21	1,217	\$ 21,954.68	1,217
Ampol Limited	\$ 22,173.06	786	\$ 26,904.78	786
ASX Limited	\$ 25,488.88	328	\$ 26,800.88	328
BHP Group Limited	\$ 17,290.92	356	\$ 14,685.00	356
Brambles Limited	\$ 20,168.72	1,763	\$ 18,881.73	1,763
Coles Group Limited.	\$ 9,536.22	558	\$ 9,937.98	558
Commonwealth Bank Of Australia	\$ 41,046.57	411	\$ 37,146.18	411
CSL Limited	\$ 25,381.91	89	\$ 23,946.34	89
Kelsian Group Limited	\$ 0.00		\$ 27,719.10	4,863
Macquarie Group Limited	\$ 33,632.45	215	\$ 35,369.65	215
National Australia Bank Limited	\$ 39,539.76	1,508	\$ 41,304.12	1,508
Ramsay Health Care Limited	\$ 27,760.95	441	\$ 32,298.84	441
Sealink Travel Group Limited	\$ 46,101.24	4,863	\$ 0.00	0
Sonic Healthcare Limited	\$ 30,796.80	802	\$ 26,474.02	802
Spark New Zealand Limited - Ordinary Fully Paid Foreign Exempt Nxz	\$ 22,496.08	5,102	\$ 22,091.66	5,102
Telstra Corporation Limited.	\$ 22,496.08	5,983	\$ 23,034.55	5,983
Wesfarmers Limited	\$ 32,977.80	558	\$ 23,385.78	558
Westpac Banking Corporation	\$ 39,902.26	1,546	\$ 30,147.00	1,546
Westpac Banking Corporation - Cap Note 32,290.00% Perp Non-Cum T-03-27	\$ 2,037.76	200	\$ 2,037.76	200
Woodside Energy Group Ltd	\$ 0.00		\$ 0.00	64
Total Shares in Listed Companies	\$ 510,887.17		\$ 474,280.17	
Stapled Securities				
Transurban Group - Ordinary Shares/Units Fully Paid Triple Stapled	\$ 28,400.50	1,777	\$ 28,400.50	1,975
Total Stapled Securities	\$ 25,286.71		\$ 28,400.50	
Units In Listed Unit Trusts				
KKR- Credit Income Fund - Ordinary Units Fully Paid	\$ 18,200.00	10,000	\$ 18,200.00	10,000
Total Units In Listed Unit Trusts	\$ 22,800.00		\$ 18,200.00	
Total Investments	\$ 558,973.88		\$ 520,880.67	
Other Assets				
Cash At Bank				
BankWest #50447	\$ 9.24		\$ 5.72	
CBA Cash Account	\$ 570.79		\$ 0.00	
ING Bank #2352	\$ 17,070.88		\$ 21,422.89	
ING Bank #5991	\$ 54,897.47		\$ 34,762.03	
Total Cash At Bank	\$ 72,548.38		\$ 56,190.64	
Receivables				
Investment Income Receivable				
Distributions				
Stapled Securities				
Transurban Group - Ordinary Shares/Units Fully Paid Triple Stapled	\$ 474.00		\$ 474.00	
Total Stapled Securities	\$ 364.29		\$ 474.00	
Units In Listed Unit Trusts				
KKR- Credit Income Fund - Ordinary Units Fully Paid	\$ 152.25		\$ 152.25	
Total Units In Listed Unit Trusts	\$ 250.00		\$ 152.25	
Total Distributions	\$ 614.29		\$ 626.25	
Dividends				
Shares in Listed Companies				
Ampol Limited	\$ 377.28		\$ 0.00	
Caltex Australia Limited	\$ 2,059.32		\$ 0.00	
Total Shares in Listed Companies	\$ 2,436.60		\$ 0.00	
Total Dividends	\$ 2,436.60		\$ 0.00	
Total Investment Income Receivable	\$ 3,050.89		\$ 626.25	

Total Receivables	\$	3,050.89	\$	626.25
Current Tax Assets				
Income Tax Payable	\$	556.00	\$	556.00
Franking Credits				
Managed Investments				
AMP Capital Wholesale Australian Property Fund	\$		\$	0.00
Total Managed Investments	\$	1.28	\$	0.00
Shares in Listed Companies				
Adelaide Brighton Limited	\$	215.29	\$	224.25
Ampol Limited	\$	161.69	\$	313.28
ASX Limited	\$	330.20	\$	319.94
BHP Group Limited	\$	315.19	\$	1,547.97
Brambles Limited	\$	58.07	\$	66.42
Coles Group Limited	\$	144.68	\$	145.88
Commonwealth Bank Of Australia	\$	436.83	\$	660.54
CSL Limited	\$	0.00	\$	6.06
Kelsian Group Limited	\$	0.00	\$	145.89
Macquarie Group Limited	\$	116.10	\$	223.72
National Australia Bank Limited	\$	345.48	\$	820.78
Ramsay Health Care Limited	\$	91.67	\$	286.34
Sealink Travel Group Limited	\$	239.68	\$	187.57
Sonic Healthcare Limited	\$	89.71	\$	260.37
Telstra Corporation Limited	\$	410.26	\$	410.26
Wesfarmers Limited	\$	437.64	\$	406.54
Westpac Banking Corporation	\$	589.69	\$	801.71
Westpac Banking Corporation - Cap No 183-Bsw+3.40% Perp Non-Cum Red T-03-27	\$		\$	208.48
Westpac Banking Corporation - Cap No 183-Bsw+4.00% Perp Non-Cum Red T-03-21	\$		\$	0.00
Total Shares in Listed Companies	\$	4,206.44	\$	7,036.00
Stapled Securities				
Transurban Group - Ordinary Shares/Units Fully Paid Triple Stapled	\$		\$	9.06
Total Stapled Securities	\$	1.76	\$	9.06
Total Franking Credits	\$	4,209.48	\$	7,045.06
Foreign Tax Credits				
Shares in Listed Companies				
Spark New Zealand Limited - Ordinary Fully Paid Foreign Exempt Nzx	\$	207.34	\$	213.25
Total Shares in Listed Companies	\$	207.34	\$	213.25
Total Foreign Tax Credits	\$	207.34	\$	213.25
Excessive Foreign Tax Credit Writeoff	\$	-207.34	\$	-213.25
Total Current Tax Assets	\$	4,765.48	\$	7,601.06
Total Other Assets	\$	80,364.75	\$	64,417.95
Total Assets	\$	639,338.63	\$	585,298.62
Liabilities				
Total Liabilities	\$	0.00	\$	0.00
Net Assets				
Total Net Assets	\$	639,338.63	\$	585,298.62
Member Entitlements				
Member Entitlement Accounts				
Mr Michael Deacon				
Pension Account - Michael Deacon	\$	639,338.63	\$	585,298.62
Total Mr Michael Deacon	\$	639,338.63	\$	585,298.62
Total Member Entitlement Accounts	\$	639,338.63	\$	585,298.62
Total Member Entitlements	\$	639,338.63	\$	585,298.62

MJD SF

Operating Statement

From 1 Jul 2021 to 30 Jun 2022

	1 Jul 2020 to 30 Jun 2021	1 Jul 2021 to 30 Jun 2022
Income		
Investment Income		
Distributions		
Managed Investments		
AMP Capital Wholesale Australian Property Fund	\$ 574.13	\$ 0.00
Total Managed Investments	\$ 574.13	\$ 0.00
Stapled Securities		
Transurban Group - Ordinary Shares/Units Fully Paid Triple Stapled	\$ 632.60	\$ 771.69
Total Stapled Securities	\$ 632.60	\$ 771.69
Units In Listed Unit Trusts		
KKR- Credit Income Fund - Ordinary Units Fully Paid	\$ 677.60	\$ 1,252.25
Total Units In Listed Unit Trusts	\$ 677.60	\$ 1,252.25
Total Distributions	\$ 1,884.33	\$ 2,023.94
Dividends		
Shares in Listed Companies		
Adelaide Brighton Limited	\$ 717.62	\$ 747.50
Ampol Limited	\$ 538.97	\$ 1,044.26
ASX Limited	\$ 1,100.67	\$ 1,066.47
BHP Group Limited	\$ 1,050.65	\$ 5,159.93
Brambles Limited	\$ 509.75	\$ 582.98
Coles Group Limited.	\$ 482.27	\$ 486.26
Commonwealth Bank Of Australia.	\$ 1,456.11	\$ 2,201.79
CSL Limited	\$ 250.86	\$ 274.18
Kelsian Group Limited	\$ 0.00	\$ 486.30
Macquarie Group Limited	\$ 793.35	\$ 1,528.77
National Australia Bank Limited	\$ 1,151.58	\$ 2,735.94
Ramsay Health Care Limited	\$ 305.56	\$ 954.46
Sealink Travel Group Limited	\$ 798.93	\$ 625.24
Sonic Healthcare Limited	\$ 787.45	\$ 1,022.27
Telstra Corporation Limited.	\$ 1,367.54	\$ 1,367.54
Wesfarmers Limited	\$ 1,458.78	\$ 1,355.14
Westpac Banking Corporation	\$ 1,965.63	\$ 2,672.37
Westpac Banking Corporation - Cap Note 3-Bbsw+3.40% Perp Non-Cum Red T-03-27	\$ 377.00	\$ 694.94
Westpac Banking Corporation - Cap Note 3-Bbsw+4.00% Perp Non-Cum Red T-03-21	\$ 370.54	\$ 0.00
Total Shares in Listed Companies	\$ 15,483.26	\$ 25,006.34
Stapled Securities		
Transurban Group - Ordinary Shares/Units Fully Paid Triple Stapled	\$ 0.00	\$ 25.39
Total Stapled Securities	\$ 0.00	\$ 25.39
Total Dividends	\$ 15,483.26	\$ 25,031.73
Foreign Income		
Foreign Dividend		
Shares in Listed Companies		
Amcors Limited	\$ 765.25	\$ 796.77
Spark New Zealand Limited - Ordinary Fully Paid Foreign Exempt Nz	\$ 1,382.26	\$ 1,421.66
Total Shares in Listed Companies	\$ 2,147.51	\$ 2,218.43
Total Foreign Dividend	\$ 2,147.51	\$ 2,218.43
Total Foreign Income	\$ 2,147.51	\$ 2,218.43
Interest		
Cash At Bank		
CBA Cash Account	\$ 1.10	\$ 0.46
ING Bank #2352	\$ 10.52	\$ 11.20
ING Bank #5991	\$ 55.73	\$ 50.58
Total Cash At Bank	\$ 67.35	\$ 62.24
Other Fixed Interest Securities		
Peet Limited - Simple Bond 7.50% Semi 07-06-21	\$ 1,463.02	\$ 0.00

Total Other Fixed Interest Securities	\$	1,463.02	\$	0.00
Total Interest	\$	1,530.37	\$	62.24
Total Investment Income	\$	21,045.47	\$	29,336.34
Total Income	\$	21,045.47	\$	29,336.34

Expenses**Member Payments**

Pensions Paid				
Mr Michael Deacon				
Pension Account - Michael Deacon	\$	35,000.00	\$	38,576.25
Total Mr Michael Deacon	\$	35,000.00	\$	38,576.25
Total Pensions Paid	\$	35,000.00	\$	38,576.25
Total Member Payments	\$	35,000.00	\$	38,576.25

Other Expenses

Accountancy Fee	\$	2,101.00	\$	2,101.00
Adviser Fee	\$	2,200.00	\$	0.00
Auditor Fee	\$	715.00	\$	715.00
Regulatory Fees	\$	55.00	\$	56.00
SMSF Supervisory Levy	\$	259.00	\$	259.00
Total Other Expenses	\$	5,330.00	\$	3,131.00

Investment Losses**Market Losses**

Managed Investments				
AMP Capital Wholesale Australian Property Fund	\$	423.54	\$	0.00
Total Managed Investments	\$	423.54	\$	0.00
Other Fixed Interest Securities				
Peet Limited - Simple Bond 7.50% Semi 07-06-21	\$	100.80	\$	0.00
Total Other Fixed Interest Securities	\$	100.80	\$	0.00
Shares in Listed Companies				
Adelaide Brighton Limited	\$	-1,213.94	\$	4,395.30
Amcors Limited	\$	-791.05	\$	-3,541.47
Ampol Limited	\$	872.46	\$	-4,731.72
ASX Limited	\$	2,515.76	\$	-1,312.00
BHP Group Limited	\$	-4,539.00	\$	2,605.92
Brambles Limited	\$	-1,004.91	\$	1,286.99
Coles Group Limited.	\$	44.64	\$	-401.76
Commonwealth Bank Of Australia.	\$	-12,514.95	\$	3,900.39
CSL Limited	\$	161.09	\$	1,435.57
Kelsian Group Limited	\$	0.00	\$	-7,748.96
Macquarie Group Limited	\$	-8,133.45	\$	-1,737.20
National Australia Bank Limited	\$	-12,064.00	\$	-1,764.36
Ramsay Health Care Limited	\$	1,574.37	\$	-4,537.89
Sealink Travel Group Limited	\$	-24,606.78	\$	26,131.10
Sonic Healthcare Limited	\$	-6,391.94	\$	4,322.78
Spark New Zealand Limited - Ordinary Fully Paid Foreign Exempt Nzx	\$	-1,122.44	\$	663.26
Telstra Corporation Limited.	\$	-3,769.29	\$	-538.47
Wesfarmers Limited	\$	-7,962.66	\$	8,476.02
Westpac Banking Corporation	\$	-12,151.56	\$	9,755.26
Westpac Banking Corporation - Cap Note 3-Bbsw+3.40% Perp Non-Cum Red T-03-27	\$	-900.00	\$	870.00
Westpac Banking Corporation - Cap Note 3-Bbsw+4.00% Perp Non-Cum Red T-03-21	\$	158.00	\$	0.00
Woodside Energy Group Ltd	\$	0.00	\$	-133.12
Total Shares in Listed Companies	\$	-91,839.65	\$	37,395.64
Stapled Securities				
Transurban Group - Ordinary Shares/Units Fully Paid Triple Stapled	\$	-177.70	\$	-539.79
Total Stapled Securities	\$	-177.70	\$	-539.79
Units In Listed Unit Trusts				
KKR- Credit Income Fund - Ordinary Units Fully Paid	\$	-4,972.40	\$	4,600.00
Total Units In Listed Unit Trusts	\$	-4,972.40	\$	4,600.00
Total Market Losses	\$	-96,465.41	\$	41,455.85
Total Investment Losses	\$	-96,465.41	\$	41,455.85
Total Expenses	\$	-56,135.41	\$	83,163.10

Income Tax**Income Tax Expense**

Excessive Foreign Tax Credit Writeoff Expense	\$	207.34	\$	213.25
<hr/>				
Total Income Tax Expense	\$	207.34	\$	213.25
Total Income Tax	\$	207.34	\$	213.25
<hr/>				
Net Profit (Loss) Total	\$	76,973.54	\$	-54,040.01

Financial Year Summary

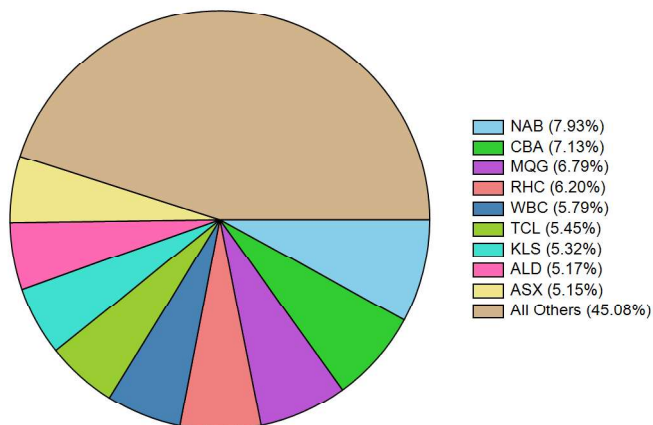
1 JULY 2021 - 30 JUNE 2022

AUSIEX

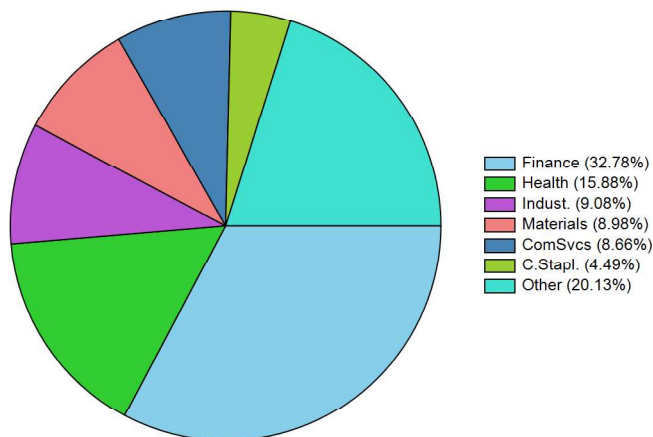
Portfolio Valuation	Account Number	Account Name	Value as at 30 June 2022
Shares	6325029	MJD FUND PTY LTD <MJD SUPERANNUATION FUND A/C>	\$520,880.67
TOTAL PORTFOLIO VALUE			\$520,880.67

Allocation as at 30 June 2022

Shares in your portfolio



Sectors in your portfolio



Estimated Interest & Dividends 2021-2022 Financial Year

Est. Franked Dividends	\$14,534.59
Est. Unfranked Dividends	\$5,564.61
Est. Franking Credits	\$6,229.10
Est. Interest Received from Interest Rate Securities	\$0.00
TOTAL INCOME	\$20,099.20

Fees & Charges 2021-2022 Financial Year

Total Brokerage (inc. GST)	\$0.00
Total Subscriptions (inc. GST)	\$0.00
Other Fees (inc. GST)	Nil
TOTAL FEES & CHARGES	\$0.00

DISCLAIMER

This statement is issued by Australian Investment Exchange Limited ABN 71 076 515 930 AFSL 241400 ("AUSIEX"), a Market Participant of ASX Limited and Cboe Australia Pty Limited, a Clearing Participant of ASX Clear Pty Limited and a Settlement Participant of ASX Settlement Pty Limited. AUSIEX is a wholly owned, but not guaranteed, subsidiary of Nomura Research Institute, LTD. Information contained in this statement is believed to be accurate at the time the statement is generated. NRI and its subsidiaries do not accept any liability for any errors or omissions contained in this statement, or any responsibility for any action taken in reliance on this statement.

This statement is a summary document only and it is not intended to replace any document which contains information that may be required for taxation purposes. You should therefore retain your CHESSE statements, dividend statements, confirmations and bank account statements for your records in this regard. If there are any errors in this statement, please contact us as set out below. The total brokerage outlined does not include any rebates you may have received over the financial year. Please refer to your transaction statement records for any rebates you may have received for the statement period. This statement only includes dividends paid for holdings held with AUSIEX. Any dividends paid (based on the ex-dividend date) prior to holdings being transferred to AUSIEX are not included in this report. This report may not include information on some accounts if you have switched products during the financial year. AUSIEX is not a registered tax practitioner and the information provided in this report does not constitute tax advice. The above information, whilst based upon your holdings, only takes into account those of your circumstances of which we are aware. It is recommended that you provide the statement to your tax adviser or accountant in order that your particular circumstances can be properly addressed.

Address Locked Bag 3005, Australia Square NSW 1215 | Enquiries 1800 252 351 | 8:30am - 5:30pm Sydney time, Mon to Fri | www.ausieux.com.au

Portfolio Valuation

30 JUNE 2022

AUSIEX

SHARES - 6325029 - HIN 69633684

MJD FUND PTY LTD <MJD SUPERANNUATION FUND A/C>

Portfolio	Units	Unit Price	Portfolio Value	% of Portfolio
ABC - ADBRI LIMITED FPO (ORDINARY FULLY PAID)	4,186	\$2.4200	\$10,130.12	1.94%
ALD - AMPOL LIMITED FPO (ORDINARY FULLY PAID)	786	\$34.2300	\$26,904.78	5.17%
AMC - AMCOR PLC CDI 1:1 (CDI 1:1 FOREIGN EXEMPT NYSE)	1,217	\$18.0400	\$21,954.68	4.21%
ASX - ASX LIMITED FPO (ORDINARY FULLY PAID)	328	\$81.7100	\$26,800.88	5.15%
BHP - BHP GROUP LIMITED FPO (ORDINARY FULLY PAID)	356	\$41.2500	\$14,685.00	2.82%
BXB - BRAMBLES LIMITED FPO (ORDINARY FULLY PAID)	1,763	\$10.7100	\$18,881.73	3.62%
CBA - COMMONWEALTH BANK. FPO (ORDINARY FULLY PAID)	411	\$90.3800	\$37,146.18	7.13%
COL - COLES GROUP FPO (ORDINARY FULLY PAID)	558	\$17.8100	\$9,937.98	1.91%
CSL - CSL LIMITED FPO (ORDINARY FULLY PAID)	89	\$269.0600	\$23,946.34	4.60%
KKC - KKR CREDIT INC FUND UNITS (ORDINARY UNITS FULLY PAID)	10,000	\$1.8200	\$18,200.00	3.49%
KLS - KELSIAN GROUP LTD FPO (ORDINARY FULLY PAID)	4,863	\$5.7000	\$27,719.10	5.32%
MQG - MACQUARIE GROUP LTD FPO (ORDINARY FULLY PAID)	215	\$164.5100	\$35,369.65	6.79%
NAB - NATIONAL AUST. BANK FPO (ORDINARY FULLY PAID)	1,508	\$27.3900	\$41,304.12	7.93%
RHC - RAMSAY HEALTH CARE FPO (ORDINARY FULLY PAID)	441	\$73.2400	\$32,298.84	6.20%
SHL - SONIC HEALTHCARE FPO (ORDINARY FULLY PAID)	802	\$33.0100	\$26,474.02	5.08%
SPK - SPARK NEW ZEALAND FPO NZX (ORDINARY FULLY PAID FOREIGN EXEMPT NZX)	5,102	\$4.3300	\$22,091.66	4.24%
TCL - TRANSURBAN GROUP STAPLED (FULLY PAID ORDINARY/UNITS STAPLED SECURITIES)	1,975	\$14.3800	\$28,400.50	5.45%
TLS - TELSTRA CORPORATION. FPO (ORDINARY FULLY PAID)	5,983	\$3.8500	\$23,034.55	4.42%
WBC - WESTPAC BANKING CORP FPO (ORDINARY FULLY PAID)	1,546	\$19.5000	\$30,147.00	5.79%
WBCPJ - WESTPAC BANKING CORP NYR3QUT (CAP NOTE 3-BBSW+3.40% PERP NON-CUM RED T-03-27)	200	\$100.1500	\$20,030.00	3.85%
WDS - WOODSIDE ENERGY FPO (ORDINARY FULLY PAID)	64	\$31.8400	\$2,037.76	0.39%
WES - WESFARMERS LIMITED FPO (ORDINARY FULLY PAID)	558	\$41.9100	\$23,385.78	4.49%
		TOTAL	\$520,880.67	100.00%

MJD SUPERANNUATION FUND

BankWest #50447

Date	Narration	Debit	Credit	Balance
	Opening Balance 2021			9.24
01/07/2021	ING Super Tfr 0430423		\$1,200.00	\$1,209.24
05/07/2021	ING Income tran0817970		\$17,070.88	\$18,280.12
05/07/2021	Pension	\$1,200.00		\$17,080.12
06/07/2021	Income20-21	\$17,070.88		\$9.24
12/07/2021	ING Pension 0105618		\$5,000.00	\$5,009.24
14/07/2021	Pension	\$5,000.00		\$9.24
02/08/2021	ING Super Tfr 0655927		\$1,200.00	\$1,209.24
04/08/2021	Pension	\$1,200.00		\$9.24
13/08/2021	Tfr	\$5.00		\$4.24
01/09/2021	ING Super Tfr 0367023		\$1,200.00	\$1,204.24
06/09/2021	Pension	\$1,200.00		\$4.24
15/09/2021	ING Pension 0221233		\$5,000.00	\$5,004.24
17/09/2021	Pension	\$5,000.00		\$4.24
29/09/2021	ING TransUrban 0376361		\$2,575.00	\$2,579.24
30/09/2021	TransUrban	\$2,574.00		\$5.24
01/10/2021	ING Super Tfr 0177057		\$1,200.00	\$1,205.24
04/10/2021	Pension	\$1,200.00		\$5.24
05/10/2021	ING Audit Inv I0474875		\$2,816.00	\$2,821.24
06/10/2021	Audit INV-9123	\$2,816.00		\$5.24
13/10/2021	ATO ATO007000015352629		\$3,950.48	\$3,955.72
15/10/2021	Tax 2021	\$3,950.00		\$5.72
01/11/2021	ING Super Tfr 0068412		\$1,200.00	\$1,205.72
04/11/2021	Pension	\$1,200.00		\$5.72
05/11/2021	ING Pension 0809243		\$5,000.00	\$5,005.72
09/11/2021	Pension	\$5,000.00		\$5.72
01/12/2021	ING Super Tfr 0572524		\$1,200.00	\$1,205.72
01/12/2021	ING Pension 0422919		\$5,000.00	\$6,205.72
06/12/2021	Pension	\$5,000.00		\$1,205.72
06/12/2021	Pension	\$1,200.00		\$5.72
20/12/2021	ING ASIC 2021 0602790		\$56.00	\$61.72
29/12/2021	ASIC 2021	\$56.00		\$5.72
04/01/2022	ING Super Tfr 0340072		\$1,200.00	\$1,205.72
10/01/2022	tfr	\$1,200.00		\$5.72
01/02/2022	ING Super Tfr 0780775		\$1,200.00	\$1,205.72
04/02/2022	Tfr	\$1,200.00		\$5.72
14/02/2022	ING Pension 0324372		\$5,000.00	\$5,005.72
17/02/2022	Pension	\$5,000.00		\$5.72
01/03/2022	ING Super Tfr 0730636		\$1,200.00	\$1,205.72
01/03/2022	ING Pens 0580769		\$5,000.00	\$6,205.72
02/03/2022	Pens	\$5,000.00		\$1,205.72
04/03/2022	Tfr	\$1,200.00		\$5.72
01/04/2022	ING Super Tfr 0296935		\$1,200.00	\$1,205.72
04/04/2022	Tfr	\$1,200.00		\$5.72
20/04/2022	ING Pens 0163106		\$5,000.00	\$5,005.72
21/04/2022	Pens	\$5,000.00		\$5.72
02/05/2022	ING Super Tfr 0367515		\$1,200.00	\$1,205.72
04/05/2022	Tfr	\$1,200.00		\$5.72
01/06/2022	ING Super Tfr 0571271		\$1,200.00	\$1,205.72
02/06/2022	ING Tfr 0011926		\$3,000.00	\$4,205.72
06/06/2022	Tfr	\$3,000.00		\$1,205.72
06/06/2022	Tfr	\$1,200.00		\$5.72

MJD SUPERANNUATION FUND				
ING Bank #2352				
Date	Description	Debit	Credit	Balance
	Opening Balance 2021			\$17,070.88
02/07/2021	MQG FNL DIV 001260989812 - Receipt 126578 - From 182222 269182432		\$720.25	\$17,791.13
02/07/2021	NAB INTERIM DIV DV221/01120008 - Receipt 132874 - From 083045 786801909		\$904.80	\$18,695.93
03/07/2021	Income transfer FY 2021 - Receipt 817970 - To 302185 50447	\$17,070.88		\$1,625.05
15/07/2021	KKR Credit Incom S00093004507 - Receipt 132208 - From 332027 555537987		\$250.00	\$1,875.05
31/07/2021	Interest Credit		\$0.24	\$1,875.29
18/08/2021	KKR Credit Incom S00093004507 - Receipt 113364 - From 332027 555537987		\$100.00	\$1,975.29
23/08/2021	TCL DIV/DIST AUF21/00863821 - Receipt 112198 - From 013006 836044783		\$382.06	\$2,357.35
31/08/2021	Interest Credit		\$0.17	\$2,357.52
13/09/2021	KKR Credit Incom S00093004507 - Receipt 102234 - From 332027 555537987		\$100.00	\$2,457.52
21/09/2021	BHP GROUP DIV AF384/01141467 - Receipt 104839 - From 013006 836420128		\$966.64	\$3,424.16
22/09/2021	WBCPJ DST SEP 001267716102 - Receipt 128478 - From 032797 277045		\$120.86	\$3,545.02
22/09/2021	SONIC HEALTHCARE FIN21/00846310 - Receipt 132379 - From 012327 833369611		\$441.10	\$3,986.12
23/09/2021	TLS FNL DIV 001264772486 - Receipt 125367 - From 032797 880768		\$478.64	\$4,464.76
28/09/2021	AMCOR PLC DIV SEP21/00867557 - Receipt 144384 - From 013006 838138572		\$193.87	\$4,658.63
28/09/2021	COLES GROUP LTD FIN21/01147194 - Receipt 144383 - From 013006 838138548		\$156.24	\$4,814.87
29/09/2021	ASX FNL DIV 001267306397 - Receipt 170509 - From 082001 462963362		\$364.74	\$5,179.61
29/09/2021	CBA FNL DIV 001263347377 - Receipt 170508 - From 062000 13726843		\$822.00	\$6,001.61
30/09/2021	Interest Credit		\$0.26	\$6,001.87
30/09/2021	RHC Dividend S00093004507 - Receipt 129207 - From 032134 208559		\$454.23	\$6,456.10
30/09/2021	CSL LTD DIVIDEND AUD21/01028985 - Receipt 150828 - From 013006 838379616		\$141.48	\$6,597.58
01/10/2021	SPARK NEW ZEALAN 001268222425 - Receipt 126236 - From 032004 892866		\$616.13	\$7,213.71
06/10/2021	SEALINK TRAVEL S00093004507 - Receipt 136546 - From 015056 836411221		\$437.67	\$7,651.38
06/10/2021	ADBRI LIMITED OCT21/00813094 - Receipt 136545 - From 085115 652945456		\$230.23	\$7,881.61
07/10/2021	WESFARMERS LTD FIN21/01072225 - Receipt 198731 - From 036000 883936		\$502.20	\$8,383.81

ING Bank #2352

14/10/2021	KKR Credit Incom S00093004507 - Receipt 137890 - From 332027 555537987		\$100.00	\$8,483.81
14/10/2021	Brambles Limited S00093004507 - Receipt 185515 - From 012361 837689575		\$251.05	\$8,734.86
31/10/2021	Interest Credit		\$0.71	\$8,735.57
11/11/2021	KKR Credit Incom S00093004507 - Receipt 120520 - From 332027 555537987		\$100.00	\$8,835.57
30/11/2021	Interest Credit		\$0.72	\$8,836.29
02/12/2021	WESFARMERS LTD RCA21/01184472 - Receipt 166419 - From 036000 883936		\$1,116.00	\$9,952.29
13/12/2021	KKR Credit Incom S00093004507 - Receipt 110462 - From 332027 555537987		\$100.00	\$10,052.29
14/12/2021	MQG ITM DIV 001269825951 - Receipt 130029 - From 182222 269182432		\$584.80	\$10,637.09
14/12/2021	AMCOR PLC DIV DEC21/00867470 - Receipt 182003 - From 013006 838138572		\$194.84	\$10,831.93
15/12/2021	NAB FINAL DIV DV222/00606992 - Receipt 107015 - From 083045 237974057		\$1,010.36	\$11,842.29
21/12/2021	WBC DIVIDEND 001269169085 - Receipt 141094 - From 032797 7213		\$927.60	\$12,769.89
22/12/2021	WBCPJ DST DEC 001270520834 - Receipt 149728 - From 032797 277045		\$119.22	\$12,889.11
31/12/2021	Interest Credit		\$0.96	\$12,890.07
17/01/2022	KKR Credit Incom S00093004507 - Receipt 137094 - From 332027 555537987		\$100.00	\$12,990.07
31/01/2022	Interest Credit		\$1.10	\$12,991.17
14/02/2022	KKR Credit Incom S00093004507 - Receipt 159604 - From 332027 555537987		\$100.00	\$13,091.17
22/02/2022	TCL DISTRIBUTION AUI22/00862059 - Receipt 171940 - From 013006 836044783		\$296.25	\$13,387.42
28/02/2022	Interest Credit		\$1.01	\$13,388.43
11/03/2022	KKR Credit Incom S00093004507 - Receipt 142097 - From 332027 555537987		\$100.00	\$13,488.43
15/03/2022	AMCOR PLC DIV MAR22/00866600 - Receipt 145376 - From 013006 838138572		\$205.06	\$13,693.49
22/03/2022	WBCPJ DST MAR 001276119307 - Receipt 107837 - From 032797 277045		\$119.52	\$13,813.01
23/03/2022	SONIC HEALTHCARE INT22/00846654 - Receipt 194387 - From 012327 833369611		\$320.80	\$14,133.81
23/03/2022	ASX ITM DIV 001275056125 - Receipt 194386 - From 082001 462963362		\$381.79	\$14,515.60
28/03/2022	BHP GROUP DIV AI385/00440354 - Receipt 127991 - From 013006 836420128		\$740.68	\$15,256.28
30/03/2022	WESFARMERS LTD INT22/01073839 - Receipt 192933 - From 036000 883936		\$446.40	\$15,702.68
30/03/2022	CBA ITM DIV 001272062293 - Receipt 192932 - From 062000 13726843		\$719.25	\$16,421.93
31/03/2022	Interest Credit		\$1.19	\$16,423.12
31/03/2022	RHC Dividend S00093004507 - Receipt 141723 - From 032134 208559		\$213.89	\$16,637.01

ING Bank #2352

31/03/2022	SEALINK TRAVEL S00093004507 - Receipt 127234 - From 015056 836411221		\$340.41	\$16,977.42
31/03/2022	COLES GROUP LTD INT22/01137544 - Receipt 138761 - From 013006 838138548		\$184.14	\$17,161.56
01/04/2022	TLS ITM DIV 001274645716 - Receipt 135600 - From 032797 880768		\$478.64	\$17,640.20
06/04/2022	CSL LTD DIVIDEND 22AUD/00929788 - Receipt 149515 - From 013006 838379616		\$126.64	\$17,766.84
08/04/2022	SPARK NEW ZEALAN 001276562499 - Receipt 103476 - From 032004 892866		\$592.28	\$18,359.12
11/04/2022	ADBRI LIMITED AUF21/00812673 - Receipt 129532 - From 085115 652945456		\$293.02	\$18,652.14
13/04/2022	KKR Credit Incom S00093004507 - Receipt 138565 - From 332027 555537987		\$100.00	\$18,752.14
14/04/2022	Brambles Limited S00093004507 - Receipt 148606 - From 012361 837689575		\$265.51	\$19,017.65
30/04/2022	Interest Credit		\$1.53	\$19,019.18
12/05/2022	KKR Credit Incom S00093004507 - Receipt 112204 - From 332027 555537987		\$100.00	\$19,119.18
31/05/2022	Interest Credit		\$1.62	\$19,120.80
14/06/2022	AMPOL LTD S00093004507 - Receipt 133045 - From 332027 555475368		\$479.46	\$19,600.26
14/06/2022	AMPOL LTD S00093004507 - Receipt 133044 - From 332027 555475368		\$448.02	\$20,048.28
14/06/2022	AMPOL LTD S00093004507 - Receipt 133043 - From 332027 555475368		\$479.46	\$20,527.74
14/06/2022	AMPOL LTD S00093004507 - Receipt 133042 - From 332027 555475368		\$251.52	\$20,779.26
14/06/2022	AMPOL LTD S00093004507 - Receipt 133041 - From 332027 555475368		\$400.86	\$21,180.12
14/06/2022	AMPOL LTD S00093004507 - Receipt 133040 - From 332027 555475368		\$196.50	\$21,376.62
14/06/2022	AMPOL LTD S00093004507 - Receipt 133039 - From 332027 555475368		\$180.78	\$21,557.40
14/06/2022	AMPOL LTD S00093004507 - Receipt 133038 - From 332027 555475368		\$408.72	\$21,966.12
14/06/2022	AMPOL LTD S00093004507 - Receipt 133037 - From 332027 555475368		\$322.26	\$22,288.38
14/06/2022	KKR Credit Incom S00093004507 - Receipt 133036 - From 332027 555537987		\$100.00	\$22,388.38
14/06/2022	AMCOR PLC DIV JUN22/00864902 - Receipt 106180 - From 013006 838138572		\$203.00	\$22,591.38
20/06/2022	Ampol - Receipt 837445 - To Business Optimiser 0060455991	\$479.46		\$22,111.92
20/06/2022	Ampol - Receipt 817992 - To Business Optimiser 0060455991	\$251.52		\$21,860.40
20/06/2022	Ampol - Receipt 795185 - To Business Optimiser 0060455991	\$400.86		\$21,459.54
20/06/2022	Ampol - Receipt 775322 - To Business Optimiser 0060455991	\$196.50		\$21,263.04

ING Bank #2352

20/06/2022	Ampol - Receipt 753416 - To Business Optimiser 0060455991	\$180.78		\$21,082.26
20/06/2022	Ampol - Receipt 728606 - To Business Optimiser 0060455991	\$408.72		\$20,673.54
20/06/2022	Ampol - Receipt 662833 - To Business Optimiser 0060455991	\$322.26		\$20,351.28
22/06/2022	WBCPJ DST JUN 001278603118 - Receipt 119799 - From 032797 277045		\$126.86	\$20,478.14
24/06/2022	WBC DIVIDEND 001277821289 - Receipt 119213 - From 032797 7213		\$943.06	\$21,421.20
30/06/2022	Interest Credit		\$1.69	\$21,422.89

MJD SUPERANNUATION FUND**ING Bank #5991**

Date	Description	Debit	Credit	Balance
	Opening Balance			\$54,897.47
01/07/2021	Super Tfr - Receipt 430423 - To 302185 50447	\$1,200.00		\$53,697.47
06/07/2021	MJD FUND PTY LTD super transfer - Receipt 115193 - From 302185 50447		\$17,070.88	\$70,768.35
08/07/2021	MR Michael DEACON Tfr - Receipt 252018 - From Orange		\$1,200.00	\$71,968.35
12/07/2021	Pension - Receipt 105618 - To 302185 50447	\$5,000.00		\$66,968.35
31/07/2021	Interest Credit		\$5.58	\$66,973.93
01/08/2021	Super Tfr - Receipt 655927 - To 302185 50447	\$1,200.00		\$65,773.93
08/08/2021	MR Michael DEACON Tfr - Receipt 1336 - From Orange		\$1,200.00	\$66,973.93
31/08/2021	Interest Credit		\$5.67	\$66,979.60
01/09/2021	Super Tfr - Receipt 367023 - To 302185 50447	\$1,200.00		\$65,779.60
08/09/2021	MR Michael DEACON Tfr - Receipt 254756 - From Orange		\$1,200.00	\$66,979.60
15/09/2021	Pension - Receipt 221233 - To 302185 50447	\$5,000.00		\$61,979.60
29/09/2021	TransUrban - Receipt 376361 - To 302185 50447	\$2,575.00		\$59,404.60
30/09/2021	Interest Credit		\$5.25	\$59,409.85
01/10/2021	Super Tfr - Receipt 177057 - To 302185 50447	\$1,200.00		\$58,209.85
05/10/2021	Audit Inv INV9123 - Receipt 474875 - To 302185 50447	\$2,816.00		\$55,393.85
08/10/2021	MR Michael DEACON Tfr - Receipt 378952 - From Orange		\$1,200.00	\$56,593.85
15/10/2021	MJD FUND PTY LTD super transfer - Receipt 146391 - From 302185 50447		\$3,950.00	\$60,543.85
31/10/2021	Interest Credit		\$5.00	\$60,548.85
01/11/2021	Super Tfr - Receipt 68412 - To 302185 50447	\$1,200.00		\$59,348.85
05/11/2021	Pension - Receipt 809243 - To 302185 50447	\$5,000.00		\$54,348.85
08/11/2021	MR Michael DEACON Tfr - Receipt 230477 - From Orange		\$1,200.00	\$55,548.85
30/11/2021	Interest Credit		\$4.60	\$55,553.45
01/12/2021	Pension - Receipt 422919 - To 302185 50447	\$5,000.00		\$50,553.45
01/12/2021	Super Tfr - Receipt 572524 - To 302185 50447	\$1,200.00		\$49,353.45
08/12/2021	MR Michael DEACON Tfr - Receipt 595103 - From Orange		\$1,200.00	\$50,553.45
20/12/2021	ASIC 2021 - Receipt 602790 - To 302185 50447	\$56.00		\$50,497.45
31/12/2021	Interest Credit		\$4.27	\$50,501.72
01/01/2022	Super Tfr - Receipt 340072 - To 302185 50447	\$1,200.00		\$49,301.72
11/01/2022	MR Michael DEACON Tfr - Deposit - Receipt 439884		\$1,200.00	\$50,501.72
31/01/2022	Interest Credit		\$4.26	\$50,505.98
01/02/2022	Super Tfr - Receipt 780775 - To 302185 50447	\$1,200.00		\$49,305.98
08/02/2022	MR Michael DEACON Tfr - Receipt 674857 - From Orange		\$1,200.00	\$50,505.98
14/02/2022	Pension - Receipt 324372 - To 302185 50447	\$5,000.00		\$45,505.98
28/02/2022	Interest Credit		\$3.65	\$45,509.63
01/03/2022	Super Tfr - Receipt 730636 - To 302185 50447	\$1,200.00		\$44,309.63
01/03/2022	Pens - Receipt 580769 - To 302185 50447	\$5,000.00		\$39,309.63
08/03/2022	MR Michael DEACON Tfr - Receipt 269853 - From Orange		\$1,200.00	\$40,509.63
31/03/2022	Interest Credit		\$3.42	\$40,513.05
01/04/2022	Super Tfr - Receipt 296935 - To 302185 50447	\$1,200.00		\$39,313.05
08/04/2022	MR Michael DEACON Tfr - Receipt 625661 - From Orange		\$1,200.00	\$40,513.05

ING Bank #5991

20/04/2022	Pens - Receipt 163106 - To 302185 50447	\$5,000.00		\$35,513.05
30/04/2022	Interest Credit		\$3.16	\$35,516.21
01/05/2022	Super Tfr - Receipt 367515 - To 302185 50447	\$1,200.00		\$34,316.21
08/05/2022	MR Michael DEACON Tfr - Receipt 177753 - From Orange		\$1,200.00	\$35,516.21
31/05/2022	Interest Credit		\$2.99	\$35,519.20
01/06/2022	Super Tfr - Receipt 571271 - To 302185 50447	\$1,200.00		\$34,319.20
02/06/2022	Tfr - Receipt 11926 - To 302185 50447	\$3,000.00		\$31,319.20
08/06/2022	MR Michael DEACON Tfr - Receipt 838241 - From Orange		\$1,200.00	\$32,519.20
20/06/2022	Ampol - Receipt 837445 - From Business Optimiser		\$479.46	\$32,998.66
20/06/2022	Ampol - Receipt 817992 - From Business Optimiser		\$251.52	\$33,250.18
20/06/2022	Ampol - Receipt 795185 - From Business Optimiser		\$400.86	\$33,651.04
20/06/2022	Ampol - Receipt 775322 - From Business Optimiser		\$196.50	\$33,847.54
20/06/2022	Ampol - Receipt 753416 - From Business Optimiser		\$180.78	\$34,028.32
20/06/2022	Ampol - Receipt 728606 - From Business Optimiser		\$408.72	\$34,437.04
20/06/2022	Ampol - Receipt 662833 - From Business Optimiser		\$322.26	\$34,759.30
30/06/2022	Interest Credit		\$2.73	\$34,762.03



KKR Credit Income Fund
ABN 45 003 278 831

All correspondence to:

BoardRoom

MJD FUND PTY LTD
<MJD SUPERANNUATION FUND A/C>
UNIT 10
10 CAMPBELL PARADE
MANLY VALE NSW 2093

Boardroom Pty Limited
ABN 14 003 209 836
GPO Box 3993
Sydney NSW 2001
Tel: 1300 737 760 (within Australia)
Tel: +61 2 9290 9600 (outside Australia)
Fax: +61 2 9279 0664
www.boardroomlimited.com.au
enquiries@boardroomlimited.com.au

Fully Paid Ordinary Units

Investor Number: S00093004507

Investor Name: MJD FUND PTY LTD

Attribution Managed Investment Trust Member Annual Statement for the year ended 30 June 2022

This statement assumes that you are an Australian resident individual unitholder. We recommend that if this is not applicable or your situation is unusual or complex that you seek professional advice.

Summary of 2022 Tax Return (supplementary section) Items

Tax Return (supplementary section)	Amount (\$) ¹	Tax Return Label
Share of non-primary production (NPP) income	16.79	13U
NPP income - Franked distributions from trusts ²	0.00	13C
Other deductions relating to NPP distributions	0.00	13Y
Share of franking credit from franked dividends	0.00	13Q
Share of credit for TFN amounts withheld	0.00	13R
Share of credit for non-resident withholding amounts withheld	0.00	13A
Total current year capital gains	0.00	18H
Net capital gain	0.00	18A
Assessable foreign source income	1,235.46	20E
Other net foreign source income	1,235.46	20M
Foreign income tax offsets ³	0.00	20O
Australian Franking Credit from New Zealand Franking Company	0.00	20F

Please see reverse for detailed components of the distribution.

S00093004507

Components of Distribution

	Cash Distribution (\$)	Tax Paid/Offsets (\$ (E))	Attribution Amount (\$)
Australian Income			
Dividends – Unfranked	0.00		0.00
Conduit Foreign Income	0.00		0.00
Interest	0.00		0.00
Other income	16.79		16.79
Clean Building MIT Income	0.00		0.00
NCMI – Non primary production	0.00		0.00
Excluded from NCMI – Non primary production	0.00		0.00
Non-Primary Production Income (A)	16.79		16.79
Dividends: Franked amount (Franked Dist) (X)	0.00	0.00	0.00
Capital Gains			
Discounted capital gain (TAP)	0.00	0.00	0.00
Discounted capital gain (NTAP)	0.00	0.00	0.00
Capital gains – Other method (TAP)	0.00	0.00	0.00
Capital gains – Other method (NTAP)	0.00	0.00	0.00
NCMI capital Gains	0.00		
Excluded from NCMI capital gains	0.00		
Net Capital Gain	0.00	0.00	0.00
AMIT CGT Gross up amount			0.00
Other capital gains distribution	0.00		
Total current year capital gains (C)	0.00		0.00
Foreign Income			
Assessable foreign source income	1,235.46	0.00	1,235.46
Australian Franking Credit from NZ Company	0.00	0.00	0.00
Total foreign income (D)	1,235.46	0.00	
Cash Distribution Sub Total (A+X+C+D)	1,252.25		
Other Non-Assessable Amounts			
Net exempted amounts	0.00		
Non-assessable non-exempt amounts (F)	0.00		
Other non-attributable amounts	0.00		
Gross Cash Distribution (G)	1,252.25		
Attribution Managed Investment Trust (AMIT) cost base adjustments			
AMIT cost base net amount – excess (decrease)	0.00		
AMIT cost base net amount – shortfall (increase)	0.00		
Other amounts deducted from trust distributions			
Less: TFN amounts withheld	0.00		
Less: Non-resident withholding tax	0.00		
Less: Other expenses	0.00		
Net Cash Distribution	1,252.25		

Notes:

1. All amounts are in Australian dollars and withholding tax has been deducted where applicable.
2. Trustees may choose to show the franked distributions at label 13C rather than at label 13U.
3. If your total foreign income tax offset from all sources for the year is \$1,000 or less, then you can claim this amount in full. Otherwise, you will need to refer to the publication Guide To Foreign Income Tax Offset Rules (NAT 72923) to work out your entitlement.

PLEASE RETAIN THIS STATEMENT FOR INCOME TAX PURPOSES

000937 000 TCL
 MJD FUND PTY LTD
 <MJD SUPERANNUATION FUND A/C>
 UNIT 10
 10 CAMPBELL PARADE
 MANLY VALE NSW 2093

Update Your Information

www.computershare.com.au/easyupdate/tcl

Computershare Investor Services Pty Limited
 GPO Box 2975 Melbourne
 Victoria 3001 Australia

(within Australia) 1300 360 146
 (international) +61 3 9415 4315

Holder Identification
 Number (HIN)

HIN WITHHELD

Annual Tax Statement

TRIPLE STAPLED SECURITIES - DISTRIBUTIONS

Australian resident individual investors should use the below Tax Statement to assist in completing their 2022 Income Tax Return. This Annual Tax Statement should be read in conjunction with the Transurban Tax Statement Guide, available on the Transurban website at www.transurban.com/investor-centre/distributions-and-tax/tax-guides. If an investor has a tax year ending on a date other than 30 June, they should seek advice from their tax adviser.

Transurban Holding Trust ("THT") is an Attribution Managed Investment Trust ("AMIT") for the year ended 30 June 2022. It is required to provide you with an AMIT Member Annual ("AMMA") Statement. This Annual Tax Statement is also your AMMA Statement in respect of your security holding in THT during the year ended 30 June 2022. This AMMA Statement also provides a reasonable estimate of the AMIT cost base net amount for the year ended 30 June 2022.

This Annual Tax Statement and accompanying notes are not intended to be tax advice and investors should consult a professional tax adviser if necessary for completion of income tax returns.

PART A: SUMMARY OF 2022 INCOME TAX RETURN FOR INDIVIDUAL (INCLUDING SUPPLEMENTARY SECTIONS)

Item	Australian Resident Individual Tax Return Label	Total
Dividends - Franked	11T	\$17.77
Franking credit	11U	\$7.62
Share of non-primary production income	13U	\$387.45
Franked distributions from trusts	13C	\$4.80
Share of franking credits from franked dividends	13Q	\$1.44
Share of credit for TFN amounts withheld	13R	\$0.00
Share of credit for foreign resident withholding amounts	13A	\$0.00
Net capital gain	18A	\$0.00
Total current year capital gains	18H	\$0.00

PART B: COMPONENTS

Dividend - Transurban Holdings Limited ¹	30 June 2021 (paid August 2021)	31 December 2021 (paid February 2022)	Total
Dividends - Franked	\$17.77	\$0.00	\$17.77
Franking Credit / Tax Offset	\$7.62	\$0.00	\$7.62
Distribution - Transurban Holding Trust ² Assessable Australian Income (Attribution Amounts)	31 December 2021 (paid February 2022)	30 June 2022 (paid August 2022)	Total
Interest Income	\$106.39	\$65.78	\$172.17
Rent and Other Income ³	\$38.54	\$115.72	\$154.26
Non-Concessional MIT Income (NCMI)	\$61.02	\$0.00	\$61.02
Capital Gain - Discount	\$0.00	\$0.00	\$0.00
Capital Gain - Other	\$0.00	\$0.00	\$0.00
Franked Distribution	\$0.00	\$3.36	\$3.36
Franking Credit / Tax Offset	\$0.00	\$1.44	\$1.44
Other - Transurban Holding Trust ⁴	31 December 2021 (paid February 2022)	30 June 2022 (paid August 2022)	Total
Non-Assessable Amount	\$90.30	\$289.14	\$379.44
TFN / ABN Withholding	\$0.00	\$0.00	\$0.00
AMIT Withholding	\$0.00	\$0.00	\$0.00
Non-Resident Withholding	\$0.00	\$0.00	\$0.00

Net Cash Distribution For The Year - Transurban Holding Trust⁴

Gross Distribution (paid February 2022)	\$296.25
Tax withheld	\$0.00
Gross Distribution (paid August 2022)	\$474.00
Tax withheld	\$0.00
Net cash distributions applicable to the year ended 30 June 2022	\$770.25

PART C: AMIT COST BASE ADJUSTMENTS - Transurban Holding Trust⁴


AMIT cost base net increase amount	\$0.00
AMIT cost base net decrease amount	\$379.44


Notes:

1. This dividend represents the payment from Transurban Holdings Limited ABN 86 098 143 429.
2. This distribution represents the payment from Transurban Holding Trust ABN 30 169 362 255.
3. Rent and Other Income includes amounts that are 'Excluded from NCMI'. 'Excluded from NCMI' refers to amounts that would have been NCMI but are not NCMI due to the application of any of the following provisions:
 - Subsection 12-437(5) in Schedule 1 to the *Taxation Administration Act 1953* ("TAA 1953") – approved economic infrastructure facility exception;
 - Section 12-440 in Schedule 1 to the TAA 1953 – MIT cross staple arrangement income transitional provisions.
4. These disclosures relate to the distribution from Transurban Holding Trust ABN 30 169 362 255.



Update your information:

 **Online:**
www.investorcentre.com/au

 **By Mail:**
Computershare Investor Services Pty Limited
GPO Box 2975 Melbourne
VIC 3001 Australia

Enquiries:
(within Australia) 1800 339 522
(international) +61 3 9415 4031

Holder Identification Number (HIN)

HIN WITHHELD

ASX Code	ABC
TFN/ABN Status	Quoted
Record Date	23 September 2021
Payment Date	6 October 2021
Direct Credit Reference No.	813094

2021 Interim Dividend

Dear Securityholder,

This payment represents an interim dividend of 5.5 cents per share for the half year ended 30 June 2021. This dividend is paid on the shares registered in your name and entitled to participate as at the record date of 23 September 2021. This payment is 100% franked at the corporate tax rate of 30%.

Please register at www.investorcentre.com/au in order to update your TFN, bank account and other details online.

Class Description	Amount per Security	Number of Securities	Franked Amount	Unfranked Amount	Gross Payment
Ordinary Shares	5.5 cents	4,186	\$230.23	\$0.00	\$230.23
Net Payment					\$230.23
Franking Credit					\$98.67

Note: You should retain this statement to assist you in preparing your tax return.

Your Payment Instruction


ING BANK AUSTRALIA LTD
BSB: 923-100 Account number: XXXXXX52

Amount Deposited
AUD\$230.23

If payment cannot be made to the above instruction, a cheque will be forwarded to your registered address.



Update your information:

 **Online:**
www.investorcentre.com/au

 **By Mail:**
Computershare Investor Services Pty Limited
GPO Box 2975 Melbourne
VIC 3001 Australia

Enquiries:
(within Australia) 1800 339 522
(international) +61 3 9415 4031

Holder Identification Number (HIN)

HIN WITHHELD

ASX Code	ABC
TFN/ABN Status	Quoted
Record Date	28 March 2022
Payment Date	11 April 2022
Direct Credit Reference No.	812673

000592 000 ABC



MJD FUND PTY LTD
<MJD SUPERANNUATION FUND A/C>
UNIT 10
10 CAMPBELL PARADE
MANLY VALE NSW 2093

2021 Final Dividend

Dear Securityholder,

This payment represents a final dividend of 7 cents per share for the year ended 31 December 2021. This dividend is paid on the shares registered in your name and entitled to participate as at the record date of 28 March 2022. This payment is 100% franked at the corporate tax rate of 30%.

Please register at www.investorcentre.com/au in order to update your TFN, bank account and other details online.

Class Description	Amount per Security	Number of Securities	Franked Amount	Unfranked Amount	Gross Payment
Ordinary Shares	7 cents	4,186	\$293.02	\$0.00	\$293.02
Net Payment					\$293.02
Franking Credit					\$125.58

Note: You should retain this statement to assist you in preparing your tax return.

Your Payment Instruction


ING BANK AUSTRALIA LTD
BSB: 923-100 Account number: XXXXXX52

Amount Deposited
AUD\$293.02


If payment cannot be made to the above instruction, a cheque will be forwarded to your registered address.



All correspondence to:

 Boardroom Pty Limited
ABN 14 003 209 836
GPO Box 3993
Sydney NSW 2001

 Tel: 1300 737 760 (within Australia)
Tel: +61 2 9290 9600 (outside Australia)
Fax: +61 2 9279 0664

 www.boardroomlimited.com.au
ampol@boardroomlimited.com.au

MJD FUND PTY LTD
<MJD SUPERANNUATION FUND A/C>
UNIT 10
10 CAMPBELL PARADE
MANLY VALE NSW 2093

Reference Number: X*****3684
TFN/ABN Status: Quoted
Subregister: CHESS
Record Date: 07 March 2022
Payment Date: 31 March 2022
ASX Code: ALD

Dividend Statement

The Board of Ampol Limited has declared a final dividend of 41 cents per security for the full year ended 31 December 2021. This dividend will be paid on the securities registered in your name and entitled to participate as at the Record Date of 7 March 2022. This payment will be 100% franked at the corporate tax rate of 30%.

Please register on www.investorserve.com.au in order to receive important security holder information electronically and to update your TFN, bank account and other details.

Class Description	Amount per Security	Number of Securities	Franked Amount	Unfranked Amount	Gross Payment
Ordinary	41 cents	786	\$322.26	Nil	\$322.26
Net Payment					\$322.26
Franking Credit					\$138.11

All amounts are in Australian dollars unless otherwise stated.

Please retain this statement for taxation purposes

S00093004507

Important Notice


We note that as at the Record Date we had not received your direct credit banking instructions and as a result, in accordance with Ampol Limited's direct credit dividend payment policy, payment of your dividend entitlement has been withheld. Your dividend entitlement will be credited to your nominated account after receipt of your valid direct credit banking instructions.

Please provide your banking instructions by logging onto InvestorServe to submit your banking instructions. If you are not yet registered on InvestorServe, please visit www.investorserve.com.au and click on the "Register Now" button and complete the steps to create an account.


Your dividend entitlement will be held on your behalf in a non-interest bearing account until your account details have been received. If you have submitted your direct credit banking instructions since the Record Date, we will process your dividend payment as soon as practicable.



All correspondence to:

 Boardroom Pty Limited
ABN 14 003 209 836
GPO Box 3993
Sydney NSW 2001

 Tel: 1300 737 760 (within Australia)
Tel: +61 2 9290 9600 (outside Australia)
Fax: +61 2 9279 0664

 www.boardroomlimited.com.au
ampol@boardroomlimited.com.au

MJD FUND PTY LTD
<MJD SUPERANNUATION FUND A/C>
UNIT 10
10 CAMPBELL PARADE
MANLY VALE NSW 2093

Reference Number: X*****3684
TFN/ABN Status: Quoted
Subregister: CHESS
Record Date: 06 September 2021
Payment Date: 23 September 2021
ASX Code: ALD

Dividend Statement

The Board of Ampol Limited has declared a interim dividend of 52 cents per security for the half year ended 30 June 2021. This dividend will be paid on the securities registered in your name and entitled to participate as at the Record Date of 6 September 2021. This payment will be 100% franked at the corporate tax rate of 30%.

Please register on www.investorserve.com.au in order to receive important security holder information electronically and to update your TFN, bank account and other details.

Class Description	Amount per Security	Number of Securities	Franked Amount	Unfranked Amount	Gross Payment
Ordinary	52 cents	786	\$408.72	Nil	\$408.72
Net Payment					\$408.72
Franking Credit					\$175.17

All amounts are in Australian dollars unless otherwise stated.

Please retain this statement for taxation purposes

S00093004507

Important Notice

We note that as at the Record Date we had not received your direct credit banking instructions and as a result, in accordance with Ampol Limited's direct credit dividend payment policy, payment of your dividend entitlement has been withheld. Your dividend entitlement will be credited to your nominated account after receipt of your valid direct credit banking instructions.

Please provide your banking instructions by logging onto InvestorServe to submit your banking instructions. If you are not yet registered on InvestorServe, please visit www.investorserve.com.au and click on the "Register Now" button and complete the steps to create an account.

Your dividend entitlement will be held on your behalf in a non-interest bearing account until your account details have been received. If you have submitted your direct credit banking instructions since the Record Date, we will process your dividend payment as soon as practicable.



Update your information:



Online:

www.computershare.com.au/easyupdate/AMC



By Mail:

Computershare Investor Services Pty Limited
GPO Box 2975 Melbourne
Victoria 3001 Australia

Enquiries:

(within Australia) 1300 850 505
(within New Zealand) 0800 888 017
(outside Australia) +61 3 9415 4000

Holder Identification Number (HIN)

HIN WITHHELD

ASX Code	AMC
Record Date	8 September 2021
Payment Date	28 September 2021
Direct Credit Reference No.	867557

000890 000 AMC



MJD FUND PTY LTD
<MJD SUPERANNUATION FUND A/C>
UNIT 10
10 CAMPBELL PARADE
MANLY VALE NSW 2093

Quarterly Dividend for the period ended 30 June 2021

Dear Shareholder,

The Directors of Amcor plc declared a quarterly dividend of 11.75 US cents per ordinary share for the period ended 30 June 2021, payable on 28 September 2021. For holders of CHESS Depository Interests (CDIs), the A\$ equivalent will be 15.93 cents per CDI. The payment is paid on shares held on the Record Date, 8 September 2021.

Class Description	Amount per CDI	Number of CDIs	Gross Payment \$
CDIs	A\$0.1593	1,217	\$193.87
Net Payment			\$193.87

Note: You should retain this statement to assist you in preparing your tax return.

Your Payment Instruction

ING BANK AUSTRALIA LTD
BSB: 923-100 Account number: XXXXXX52

Amount Deposited
AUD\$193.87



000931 000 AMC



MJD FUND PTY LTD
<MJD SUPERANNUATION FUND A/C>
UNIT 10
10 CAMPBELL PARADE
MANLY VALE NSW 2093

Update your information:

Online:
www.computershare.com.au/easyupdate/AMC

By Mail:
Computershare Investor Services Pty Limited
GPO Box 2975 Melbourne
Victoria 3001 Australia

Enquiries:

(within Australia) 1300 850 505
(within New Zealand) 0800 888 017
(outside Australia) +61 3 9415 4000

Holder Identification Number (HIN)

HIN WITHHELD

ASX Code	AMC
Record Date	24 November 2021
Payment Date	14 December 2021
Direct Credit Reference No.	867470

Quarterly Dividend for the period ended 30 September 2021

Dear Shareholder,

The Directors of Amcor plc declared a quarterly dividend of 12 US cents per ordinary share for the period ended 30 September 2021, payable on 14 December 2021. For holders of CHESSE Depository Interests (CDIs), the A\$ equivalent will be 16.01 cents per CDI. The payment is paid on shares held on the Record Date, 24 November 2021.

Class Description	Amount per CDI	Number of CDIs	Gross Payment \$
CDIs	A\$0.1601	1,217	\$194.84
Net Payment			\$194.84

Note: You should retain this statement to assist you in preparing your tax return.

Your Payment Instruction

ING BANK AUSTRALIA LTD
BSB: 923-100 Account number: XXXXXX52

Amount Deposited
AUD\$194.84



000930 000 AMC



MJD FUND PTY LTD
<MJD SUPERANNUATION FUND A/C>
UNIT 10
10 CAMPBELL PARADE
MANLY VALE NSW 2093

Update your information:

Online:
www.computershare.com.au/easyupdate/AMC

By Mail:
Computershare Investor Services Pty Limited
GPO Box 2975 Melbourne
Victoria 3001 Australia

Enquiries:
(within Australia) 1300 850 505
(within New Zealand) 0800 888 017
(outside Australia) +61 3 9415 4000

Holder Identification Number (HIN)

HIN WITHHELD

ASX Code	AMC
Record Date	23 February 2022
Payment Date	15 March 2022
Direct Credit Reference No.	866600

Quarterly Dividend for the period ended 31 December 2021

Dear Shareholder,

The Directors of Amcor plc declared a quarterly dividend of 12 US cents per ordinary share for the period ended 31 December 2021, payable on 15 March 2022. For holders of CHES Depositary Interests (CDIs), the A\$ equivalent will be 16.85 cents per CDI. The payment is paid on shares held on the Record Date, 23 February 2022.

Class Description	Amount per CDI	Number of CDIs	Gross Payment \$
CDIs	A\$0.1685	1,217	\$205.06
Net Payment			\$205.06

Note: You should retain this statement to assist you in preparing your tax return.

Your Payment Instruction

ING BANK AUSTRALIA LTD
BSB: 923-100 Account number: XXXXXX52

Amount Deposited
AUD\$205.06



ARBN 630 385 278

000936 000 AMC



MJD FUND PTY LTD
<MJD SUPERANNUATION FUND A/C>
UNIT 10
10 CAMPBELL PARADE
MANLY VALE NSW 2093

Update your information:



Online:

www.computershare.com.au/easyupdate/AMC



By Mail:

Computershare Investor Services Pty Limited
GPO Box 2975 Melbourne
Victoria 3001 Australia

Enquiries:

(within Australia) 1300 850 505
(within New Zealand) 0800 888 017
(outside Australia) +61 3 9415 4000

Holder Identification Number (HIN)

HIN WITHHELD

ASX Code	AMC
Record Date	25 May 2022
Payment Date	14 June 2022
Direct Credit Reference No.	864902

Quarterly Dividend for the period ended 31 March 2022

Dear Shareholder,

The Directors of Amcor plc declared a quarterly dividend of 12 US cents per ordinary share for the period ended 31 March 2022, payable on 14 June 2022. For holders of CHESSE Depositary Interests (CDIs), the A\$ equivalent will be 16.68 cents per CDI. The payment is paid on shares held on the Record Date, 25 May 2022.

Class Description	Amount per CDI	Number of CDIs	Gross Payment \$
CDIs	A\$0.1668	1,217	\$203.00
Net Payment			\$203.00

Note: You should retain this statement to assist you in preparing your tax return.

Your Payment Instruction


ING BANK AUSTRALIA LTD
BSB: 923-100 Account number: XXXXXX52

Amount Deposited
AUD\$203.00



ASX Limited ABN 98 008 624 691

All Registry communications to:
 C/- Link Market Services Limited
 Locked Bag A14
 Sydney South NSW 1235 Australia
 Telephone: +61 1300 724 911
 Email: asx@linkmarketservices.com.au
 Website: www.linkmarketservices.com.au

 003 000241
 MJD FUND PTY LTD
 <MJD SUPERANNUATION FUND A/C>
 UNIT 10
 10 CAMPBELL PARADE
 MANLY VALE NSW 2093

Payment date: 29 September 2021

Record date: 07 September 2021

Reference no.: X*****3684

TFN/ABN RECEIVED AND RECORDED

ASX FINAL DIVIDEND

Dear ASX Shareholder,

The details below relate to the final dividend for the year ended 30 June 2021. The dividend is 100% franked at the company tax rate of 30%.

The total dividend amount together with the franking credits should be disclosed as assessable income in your tax return for the 2022 financial year.

Dividend Details Description

	Dividend Rate per Share	Participating Holding	Unfranked Amount	Franked Amount	Franking Credit
Fully Paid Ordinary Shares	111.2 cents	328	\$0.00	\$364.74	\$156.32
Total Dividend Amount:				\$364.74	

This statement represents the amount credited to your nominated bank account shown below. Full details of the dividend paid on your shares are indicated above.

Please retain this statement for taxation purposes as a charge may be levied for replacement.

You may update your details by visiting the Link Market Services Limited website at www.linkmarketservices.com.au. Please see overleaf for online login instructions.

Banking Instructions:

ING BANK AUSTRALIA
 LEVEL 28 60 MARGARET STREET
 SYDNEY NSW 2000


Amount Deposited:
 \$364.74

Account Name: MJD SUPERANNUATION ACCUMULATION ACCOUNT
 BSB: 923-100 Account No.: ****2352
 DIRECT CREDIT REFERENCE NO.: 001267306397



ASX Limited ABN 98 008 624 691

All Registry communications to:
 C/- Link Market Services Limited
 Locked Bag A14
 Sydney South NSW 1235 Australia
 Telephone: +61 1300 724 911
 Email: asx@linkmarketservices.com.au
 Website: www.linkmarketservices.com.au

 003 000239
 MJD FUND PTY LTD
 <MJD SUPERANNUATION FUND A/C>
 UNIT 10
 10 CAMPBELL PARADE
 MANLY VALE NSW 2093

Payment date: 23 March 2022
Record date: 04 March 2022
Reference no.: X*****3684
TFN/ABN RECEIVED AND RECORDED

ASX INTERIM DIVIDEND

Dear ASX Shareholder,

The details below relate to the interim dividend for the half-year ended 31 December 2021. The dividend is 100% franked at the company tax rate of 30%.

The total dividend amount together with the franking credits should be disclosed as assessable income in your tax return for the 2022 financial year.

Dividend Details Description

	Dividend Rate per Share	Participating Holding	Unfranked Amount	Franked Amount	Franking Credit
Fully Paid Ordinary Shares	116.4 cents	328	\$0.00	\$381.79	\$163.62
Total Dividend Amount:				\$381.79	

This statement represents the amount credited to your nominated bank account shown below. Full details of the dividend paid on your shares are indicated above.

Please retain this statement for taxation purposes as a charge may be levied for replacement.

You may update your details by visiting the Link Market Services Limited website at www.linkmarketservices.com.au. Please see overleaf for online login instructions.

Banking Instructions:

ING BANK AUSTRALIA
 LEVEL 28 60 MARGARET STREET
 SYDNEY NSW 2000

Amount Deposited:
 \$381.79

Account Name: MJD SUPERANNUATION ACCUMULATION ACCOUNT
 BSB: 923-100 Account No.: ****2352
 DIRECT CREDIT REFERENCE NO.: 001275056125



BHP Group Limited
ABN 49 004 028 077

011543 000 BHP



MJD FUND PTY LTD
<MJD SUPERANNUATION FUND A/C>
UNIT 10
10 CAMPBELL PARADE
MANLY VALE NSW 2093

Update Your Details:



www.computershare.com.au/investor



(within Australia) 1300 656 780
(outside Australia) +61 3 9415 4020



Computershare Investor Services Pty Limited
GPO Box 2975 Melbourne
Victoria 3001 Australia

Your Shareholding

SHARE CLASS	HOLDER NUMBER
Ordinary Shares	HIN WITHHELD
TFN/ABN STATUS	DIRECT CREDIT REF NO
Quoted	1141467
RECORD DATE	PAYMENT DATE
3 September 2021	21 September 2021

You must keep this document for your tax records.

BHP Group Limited Shares

384th Dividend Payment - Dividend Statement & Direct Credit Advice

The statement below represents your final dividend for the year ended 30 June 2021. This dividend is paid at the rate of US\$2.00 (equivalent to A\$2.71527000) per share on your holding of fully paid ordinary shares, registered in your name and entitled to participate as at the record date. This dividend has been franked in Australia at a rate of 100% and the company tax rate used to determine the franking credit is 30%. All amounts are in Australian dollars, except where indicated.

Stefanie Wilkinson
Group Company Secretary

Amount per Security	Number of Securities	Franked Amount	Unfranked Amount	Gross Payment
A\$2.71527000	356	A\$966.64	A\$0.00	A\$966.64
Net Payment				A\$966.64
Australian Franking Credit				A\$414.27

Your Payment Instruction

ING BANK AUSTRALIA LTD
BSB: 923-100
Account Number: XXXXXX52

Amount Deposited

A\$966.64

If payment cannot be made to the above instruction, you will be issued a cheque in the same currency as the Amount Deposited.



BHP Group Limited
ABN 49 004 028 077

012000 000 BHP



MJD FUND PTY LTD
<MJD SUPERANNUATION FUND A/C>
UNIT 10
10 CAMPBELL PARADE
MANLY VALE NSW 2093

Update Your Details:



www.computershare.com.au/investor



(within Australia) 1300 656 780
(outside Australia) +61 3 9415 4020



Computershare Investor Services Pty Limited
GPO Box 2975 Melbourne
Victoria 3001 Australia

Your Shareholding

SHARE CLASS	HOLDER NUMBER
Ordinary Shares	HIN WITHHELD
TFN/ABN STATUS	DIRECT CREDIT REF NO
Quoted	440354
RECORD DATE	PAYMENT DATE
25 February 2022	28 March 2022

You must keep this document for your tax records.

BHP Group Limited Shares

FY2022 Interim Dividend Payment - Dividend Statement & Direct Credit Advice

The statement below represents your interim dividend for the half year ended 31 December 2021. This dividend is paid at the rate of US\$1.50 (equivalent to A\$2.08055925) per share on your holding of fully paid ordinary shares, registered in your name and entitled to participate as at the record date. This dividend has been franked in Australia at a rate of 100% and the company tax rate used to determine the franking credit is 30%. All amounts are in Australian dollars, except where indicated.

Amount per Security	Number of Securities	Franked Amount	Unfranked Amount	Gross Payment
A\$2.08055925	356	A\$740.68	A\$0.00	A\$740.68
Net Payment				A\$740.68
Australian Franking Credit				A\$317.43

Your Payment Instruction

ING BANK AUSTRALIA LTD
BSB: 923-100
Account Number: XXXXXX52

Amount Deposited
A\$740.68

If payment cannot be made to the above instruction, you will be issued with a cheque in the same currency as the Amount Deposited.



BHP Group Limited
ABN 49 004 028 077

010299 000 BHP
MJD FUND PTY LTD
<MJD SUPERANNUATION FUND A/C>
UNIT 10
10 CAMPBELL PARADE
MANLY VALE NSW 2093

Update Your Details:



www.computershare.com.au/investor



(within Australia) 1300 503 833
(international) +61 3 9415 4188



Computershare Investor Services Pty Limited
GPO Box 2975 Melbourne
Victoria 3001 Australia

Your Shareholding

SHARE CLASS	HOLDER NUMBER
Ordinary Shares	HIN WITHHELD
TFN/ABN STATUS	
Quoted	
RECORD DATE	IN SPECIE DIVIDEND DATE
26 May 2022	1 June 2022

You must keep this document for your tax records.

BHP Group Limited

In Specie Dividend Statement

On 1 June 2022, BHP Group Limited paid an in specie dividend of Woodside Energy Group Ltd shares (**Woodside shares**). The statement below represents the Woodside shares distributed to you or your entitlement to the Woodside shares (if you were a Selling Shareholder or an Ineligible Overseas Shareholder), based on the fully paid ordinary shares in BHP Group Limited registered in your name as at the Record Date. The value of the in specie dividend was based on the closing price of Woodside shares on 31 May 2022 (**Woodside closing price**). This dividend has been franked in Australia at a rate of 100% and the company tax rate used to determine the franking credit is 30%.

The in specie dividend is not a cash payment.

Woodside closing price	Entitlement to Woodside shares*	Franked Amount	Unfranked Amount	Value of in specie dividend
A\$29.76	64	A\$1,904.64	A\$0.00	A\$1,904.64
Australian Franking Credit				A\$816.27

*BHP shareholders were entitled to receive one Woodside share for every 5.5340 BHP shares. BHP shareholders were entitled to a whole number of Woodside shares, with any entitlement to a fraction of a Woodside share that would have otherwise arisen being rounded down to the nearest whole number.

Tax information

A general summary of relevant taxation implications, including the tax outcomes of the in specie dividend for BHP shareholders, is outlined in Appendix 1 of the BHP ASX announcement dated 8 April 2022 which can be located at bhp.com/petroleum.

As this summary is general in nature, this information does not take into account the individual circumstances of particular holders and does not constitute tax advice. It is intended as a general guide only and holders should seek independent taxation advice on the tax implications based on their own individual circumstances.

For US tax resident shareholders, the market value of the in specie dividend will need to be converted into US dollars. The exchange rate used by BHP to determine the quantum of the in-specie dividend in US\$ was AUD/USD 0.7187.

For UK tax resident shareholders, the market value of the in specie dividend will need to be converted into British Pounds in accordance with a method prescribed for UK tax purposes.

Sale Facility

If you are a Selling Shareholder or an Ineligible Overseas Shareholder as at the Record Date, you will receive a separate statement for the sale proceeds payable to you as a result of the sale of the Woodside Shares that you were otherwise entitled to being sold under the Sale Facility.

MJD FUND PTY LTD
<MJD SUPERANNUATION FUND A/C>
UNIT 10
10 CAMPBELL PARADE
MANLY VALE NSW 2093

Reference Number: X*****3684
TFN/ABN Status: Quoted
Record Date: 09/09/2021
Payment Date: 14/10/2021

2021 Final Dividend

Dear Shareholder,

The details below relate to the final dividend for the year ended 30 June 2021 payable on shares that are entitled to participate in the dividend at the record date.

This dividend is 30% franked at the corporate tax rate of 30%. Please note that the unfranked portion of the dividend is conduit foreign income and is therefore free from Australian dividend withholding tax where paid to non-Australian residents.

Security Class: Fully Paid Ordinary Shares

ASX Code: BXB

No. of Shares held at Record Date	Dividend amount per Share (AUD) ¹	Franked Amount (AUD)	Unfranked Amount (AUD)	Gross Dividend Payment (AUD)	Less Withholding Tax ² (AUD)	Net Dividend Payment (AUD)	Franking Credit (AUD)
1,763	14.24 cents	\$75.32	\$175.73	\$251.05	Nil	\$251.05	\$32.28

- The Board of Brambles Limited declared a final dividend of USD 0.105 per ordinary share. This dividend has been converted to AUD at the FX rate of AUD 1.00 = USD 0.7374.*
- Withholding Tax applies to you if you are a resident of Australia and your TFN, ABN or Exemption Code has not been recorded with Boardroom. Withholding Tax is deducted at 47% of the gross unfranked portion of the dividend.*

To update your TFN, bank account and other details please visit www.investorserve.com.au. Alternatively, please contact Boardroom Pty Limited on 1300 883 073 (or +61 2 9290 9600 if outside Australia) or email brambles@boardroomlimited.com.au.

Direct Credit Payment Confirmation

Your net dividend payment has been paid in accordance with your instructions as shown below:

Bank Domicile: AUS
Bank Code: 923-100
Account Number: *****352
Exchange Rate: N/A
Receipt Currency: AUD

Amount Deposited
\$251.05

Please check the above details are correct and that payment has been credited to your account.

Please retain this statement for taxation purposes

MJD FUND PTY LTD
<MJD SUPERANNUATION FUND A/C>
UNIT 10
10 CAMPBELL PARADE
MANLY VALE NSW 2093

Reference Number: X*****3684
TFN/ABN Status: Quoted
Record Date: 10/03/2022
Payment Date: 14/04/2022

2022 Interim Dividend

Dear Shareholder,

The details below relate to the interim dividend for the half year ended 31 December 2021 payable on shares that are entitled to participate in the dividend at the record date.

This dividend is 30% franked at the corporate tax rate of 30%. Please note that the unfranked portion of the dividend is conduit foreign income and is therefore free from Australian dividend withholding tax where paid to non-Australian residents.

Security Class: Fully Paid Ordinary Shares

ASX Code: BXB

No. of Shares held at Record Date	Dividend amount per Share (AUD) ¹	Franked Amount (AUD)	Unfranked Amount (AUD)	Gross Dividend Payment (AUD)	Less Withholding Tax ² (AUD)	Net Dividend Payment (AUD)	Franking Credit (AUD)
1,763	15.06 cents	\$79.65	\$185.86	\$265.51	Nil	\$265.51	\$34.14

- The Board of Brambles Limited declared an interim dividend of USD 0.1075 per ordinary share. This dividend has been converted to AUD at the FX rate of AUD 1.00 = USD 0.7138.*
- Withholding Tax applies to you if you are a resident of Australia and your TFN, ABN or Exemption Code has not been recorded with Boardroom. Withholding Tax is deducted at 47% of the gross unfranked portion of the dividend.*

To update your TFN, bank account and other details please visit www.investorserve.com.au. Alternatively, please contact Boardroom Pty Limited on 1300 883 073 (or +61 2 9290 9600 if outside Australia) or email brambles@boardroomlimited.com.au.

Direct Credit Payment Confirmation

Your net dividend payment has been paid in accordance with your instructions as shown below:

Bank Domicile: AUS
Bank Code: 923-100
Account Number: *****352
Exchange Rate: N/A
Receipt Currency: AUD

Amount Deposited
\$265.51

Please check the above details are correct and that payment has been credited to your account.

Please retain this statement for taxation purposes



001320 003 COL



MJD FUND PTY LTD
<MJD SUPERANNUATION FUND A/C>
UNIT 10
10 CAMPBELL PARADE
MANLY VALE NSW 2093

Update your information:



Online:
www.computershare.com.au/easyupdate/COL



By Mail:
Computershare Investor Services Pty Limited
GPO Box 2975 Melbourne
Victoria 3001 Australia

Enquiries:



Phone:
(within Australia) 1300 171 785
(outside Australia) +61 3 9415 4078

Holder Identification Number (HIN)

HIN WITHHELD

ASX Code	COL
TFN/ABN Status	Quoted
Record Date	27 August 2021
Payment Date	28 September 2021
Direct Credit Ref. No.	1147194

Dividend Statement — Final Dividend

The statement below represents your final dividend for the year ended 27 June 2021.

The final dividend of 28 cents per share is payable on ordinary shares registered in your name and entitled to participate as at the Record Date 27 August 2021. For income tax purposes the dividend is fully franked (100 per cent) at the tax rate of 30 per cent.

Class Description	Amount per Security	Number of Securities	Franked Amount	Unfranked Amount	Gross Payment
Ordinary shares	A\$0.28	558	A\$156.24	A\$0.00	A\$156.24
				Net Payment	A\$156.24
				Franking Credit	A\$66.96

Important Notes

- You should retain this statement to assist you in preparing your tax return.
- Non-resident shareholders – the franked amount is not subject to withholding tax. As there is no unfranked amount, there is no withholding tax on this dividend.

Help us be sustainable

Coles encourages electronic management of your share investment, please register at www.computershare.com.au/easyupdate/COL to update your TFN, bank account and other details online.

Your Payment Instruction

ING BANK AUSTRALIA LTD	
BSB	923-100
Account number	XXXXXX52
Amount Deposited	A\$156.24



001278 003 COL



MJD FUND PTY LTD
<MJD SUPERANNUATION FUND A/C>
UNIT 10
10 CAMPBELL PARADE
MANLY VALE NSW 2093

Update your information:



Online:
www.computershare.com.au/easyupdate/COL



By Mail:
Computershare Investor Services Pty Limited
GPO Box 2975 Melbourne
Victoria 3001 Australia

Enquiries:



Phone:
(within Australia) 1300 171 785
(outside Australia) +61 3 9415 4078

Holder Identification Number (HIN)

HIN WITHHELD

ASX Code	COL
TFN/ABN Status	Quoted
Record Date	4 March 2022
Payment Date	31 March 2022
Direct Credit Ref. No.	1137544

Dividend Statement — Interim Dividend

The statement below represents your interim dividend for the half-year ended 2 January 2022.

The interim dividend of 33 cents per share is payable on ordinary shares registered in your name and entitled to participate as at the Record Date 4 March 2022. For income tax purposes the dividend is fully franked (100 per cent) at the tax rate of 30 per cent.

Class Description	Amount per Security	Number of Securities	Franked Amount	Unfranked Amount	Gross Payment
Ordinary shares	A\$0.33	558	A\$184.14	A\$0.00	A\$184.14
Net Payment					A\$184.14
Franking Credit					A\$78.92

Important Notes

- You should retain this statement to assist you in preparing your tax return.
- Non-resident shareholders – the franked amount is not subject to withholding tax. As there is no unfranked amount, there is no withholding tax on this dividend.

Help us be sustainable

Coles encourages electronic management of your share investment, please register at www.computershare.com.au/easyupdate/COL to update your TFN, bank account and other details online.

Your Payment Instruction

ING BANK AUSTRALIA LTD	
BSB	923-100
Account number	XXXXXX52
Amount Deposited	A\$184.14



CSL LIMITED
ABN 99 051 588 348

000662 003 CSL



MJD FUND PTY LTD
<MJD SUPERANNUATION FUND A/C>
UNIT 10
10 CAMPBELL PARADE
MANLY VALE NSW 2093

Update your information:

Online:
www.computershare.com.au/easyupdate/CSL

By Mail:
Computershare Investor Services Pty Limited
GPO Box 2975 Melbourne
Victoria 3001 Australia

Enquiries:

(within Australia) 1800 646 882
(international) +61 3 9415 4178

Securityholder Reference Number

HIN WITHHELD

Payment Date 30 September 2021
Record Date 3 September 2021
TFN/ABN Status Quoted
Direct Credit Reference No. 1028985
Calculations are in US Dollars
This payment is in Australian Dollars

NOTIFICATION OF THE FINAL DIVIDEND FOR THE YEAR ENDED 30 JUNE 2021

Dear Shareholder,

We are pleased to provide you with payment of the final dividend of US\$1.18 per share. This dividend is paid on the shares registered in your name and entitled to participate as at the record date.

This dividend is franked at the rate of 10% (US\$0.118) and the company tax rate used to determine the franking credit is 30%. This means the remaining 90% of the dividend is unfranked (US\$1.062). Non-resident withholding tax is not payable on the unfranked component of the dividend as it consists entirely of Conduit Foreign Income.

For Australian resident shareholders, we have indicated whether or not your tax file number or ABN has been received and recorded as at the record date.

This dividend is converted to AU currency at the rate of US\$1.00 = AU\$1.347164

Yours sincerely
Fiona Mead
Company Secretary

FINAL DIVIDEND	RATE	NO. OF SHARES	UNFRANKED AMOUNT	FRANKED AMOUNT	FRANKING CREDIT
Ordinary Shares	US\$1.18	89	US\$94.52	US\$10.50	US\$4.50



Important Notes:

- You should retain this statement to assist you in preparing your tax return.
- The dividend amounts, franking credits and any withholding tax, where applicable, are in US Dollars. For Australian income tax reporting purposes you will need to convert these amounts to Australian Dollars using the conversion rate of US\$1.00 = AU\$1.347164.

NET DIVIDEND PAYMENT	US\$105.02
CONVERTED NET PAYMENT	AU\$141.48

277894_02_V6

BANKING INSTRUCTIONS

ING BANK AUSTRALIA LTD
BSB: 923-100 ACCOUNT NUMBER: XXXXXX52

IF PAYMENT CANNOT BE MADE TO THE ABOVE ACCOUNT, THE DIVIDEND AMOUNT WILL BE WITHHELD PENDING RECEIPT OF YOUR VALID DIRECT CREDIT INSTRUCTIONS.

Easy Update

www.computershare.com.au/easyupdate/CSL

- Review & update your securityholding
- Review & update your direct credit instructions
- Supply your Tax File Number

Your secure access information is:

SRN/HIN: HIN WITHHELD

PLEASE NOTE: For security reasons it is important that you keep your SRN/HIN confidential.



CSL LIMITED
ABN 99 051 588 348

000631 003 CSL



MJD FUND PTY LTD
<MJD SUPERANNUATION FUND A/C>
UNIT 10
10 CAMPBELL PARADE
MANLY VALE NSW 2093

Update your information:

Online:
www.computershare.com.au/easyupdate/CSL

By Mail:
Computershare Investor Services Pty Limited
GPO Box 2975 Melbourne
Victoria 3001 Australia

Enquiries:

(within Australia) 1800 646 882
(international) +61 3 9415 4178

Holder Identification Number (HIN)

HIN WITHHELD

Payment Date	6 April 2022
Record Date	8 March 2022
TFN/ABN Status	Quoted
Direct Credit Reference No.	929788

Calculations are in US Dollars
This payment is in Australian Dollars

NOTIFICATION OF THE INTERIM DIVIDEND FOR THE HALF YEAR ENDED 31 DECEMBER 2021

Dear Shareholder,

We are pleased to provide you with payment of the interim dividend of US\$1.04 per share. This dividend is 100% unfranked and paid on the shares registered in your name and entitled to participate as at the record date.

Non-resident withholding tax is not payable on the unfranked component of the dividend as it consists entirely of Conduit Foreign Income.

For Australian resident shareholders, we have indicated whether or not your tax file number or ABN has been received and recorded as at the record date.

This dividend is converted to AU currency at the rate of US\$1.00 = AU\$1.368176.

Yours sincerely
Fiona Mead
Company Secretary

INTERIM DIVIDEND	RATE	NO. OF SHARES	UNFRANKED AMOUNT	FRANKED AMOUNT	FRANKING CREDIT
Ordinary Shares	US\$1.04	89	US\$92.56	US\$0.00	US\$0.00



Important Notes:

- You should retain this statement to assist you in preparing your tax return.
- The dividend amounts, franking credits and any withholding tax, where applicable, are in US Dollars. For Australian income tax reporting purposes you will need to convert these amounts to Australian Dollars using the conversion rate of US\$1.00 = AU\$1.368176.

NET DIVIDEND PAYMENT	US\$92.56
CONVERTED NET PAYMENT	AU\$126.64

284286_02_V3

BANKING INSTRUCTIONS

ING BANK AUSTRALIA LTD
BSB: 923-100 ACCOUNT NUMBER: XXXXXX52

IF PAYMENT CANNOT BE MADE TO THE ABOVE ACCOUNT, THE DIVIDEND AMOUNT WILL BE WITHHELD PENDING RECEIPT OF YOUR VALID DIRECT CREDIT INSTRUCTIONS.

Easy Update

www.computershare.com.au/easyupdate/CSL

- Review & update your securityholding
- Review & update your direct credit instructions
- Supply your Tax File Number

Your secure access information is:

SRN/HIN: HIN WITHHELD

PLEASE NOTE: For security reasons it is important that you keep your SRN/HIN confidential.

Unit Trust Payments

KKR Credit Income Fund

MJD FUND PTY LTD

<MJD SUPERANNUATION FUND A/C>

UNIT 10

10 CAMPBELL PARADE

MANLY VALE NSW 2093

Security	Payment Date	Period End Date	Method	No. of Securities	Income Distribution(\$)	Tax(\$)	Net Distribution(\$)	Cash Payment	Payment ID	Status
Fully Paid Ordinary Units	14-Jun-2022	31-May-2022	EFT	10,000	100.00	0.00	100.00	100.00	223170164	Initial
Fully Paid Ordinary Units	12-May-2022	30-Apr-2022	EFT	10,000	100.00	0.00	100.00	100.00	222870855	Initial
Fully Paid Ordinary Units	13-Apr-2022	31-Mar-2022	EFT	10,000	100.00	0.00	100.00	100.00	222273787	Initial
Fully Paid Ordinary Units	11-Mar-2022	28-Feb-2022	EFT	10,000	100.00	0.00	100.00	100.00	220788637	Initial
Fully Paid Ordinary Units	14-Feb-2022	04-Feb-2022	EFT	10,000	100.00	0.00	100.00	100.00	219956207	Initial
Fully Paid Ordinary Units	17-Jan-2022	31-Dec-2021	EFT	10,000	100.00	0.00	100.00	100.00	219412877	Initial
Fully Paid Ordinary Units	13-Dec-2021	30-Nov-2021	EFT	10,000	100.00	0.00	100.00	100.00	218798076	Initial
Fully Paid Ordinary Units	11-Nov-2021	31-Oct-2021	EFT	10,000	100.00	0.00	100.00	100.00	218433084	Initial
Fully Paid Ordinary Units	14-Oct-2021	30-Sep-2021	EFT	10,000	100.00	0.00	100.00	100.00	217938078	Initial
Fully Paid Ordinary Units	13-Sep-2021	31-Aug-2021	EFT	10,000	100.00	0.00	100.00	100.00	215716843	Initial
Fully Paid Ordinary Units	18-Aug-2021	31-Jul-2021	EFT	10,000	100.00	0.00	100.00	100.00	214935750	Initial

Security	Payment Date	Period End Date	Method	No. of Securities	Income Distribution(\$)	Tax(\$)	Net Distribution(\$)	Cash Payment	Payment ID	Status
Fully Paid Ordinary Units	15-Jul-2021	30-Jun-2021	EFT	10,000	250.00	0.00	250.00	250.00	214123948	Initial

MJD FUND PTY LTD
<MJD SUPERANNUATION FUND A/C>
UNIT 10
10 CAMPBELL PARADE
MANLY VALE NSW 2093

Reference Number: S00093004507
TFN/ABN Status: Quoted
Subregister: CHES
Record Date: 14/03/2022
Payment Date: 31/03/2022

Dividend Statement

Payment Description: 2022 Interim Dividend
Security Class: Fully Paid Ordinary Shares

ASX Code: KLS

Number of shares held at Record Date	Dividend Rate per share	Gross Dividend	Withholding Tax ¹	Net Dividend Credited	Franked Amount ²	Unfranked Amount	Franking Credit ³
4,863	7 cents	\$340.41	Nil	\$340.41	\$340.41	Nil	\$145.89

- This withholding tax applies to you if the dividend amount is partially or totally unfranked and you are a:
 - resident of Australia and your TFN or ABN has not been recorded by the share registry. TFN withholding tax is deducted from the gross unfranked portion of the dividend at the highest marginal tax rate applying to personal income; or
 - non-resident of Australia. Non-resident withholding tax (30%) is deducted from the gross unfranked portion of the dividend unless you are a resident of a country which has entered into a Double Taxation Agreement with Australia. In that case a lower rate (generally 15%) may apply.
- This dividend is 100% franked
- The franking credit has been calculated at the rate of 30%.

Direct Credit Instruction

The total net payment has been paid in accordance with your instructions as shown below:

Bank Domicile:	AUS	Receipt Currency:	AUD
Bank Account Type:	Domestic	Amount Deposited:	\$340.41
Bank Code:	923-100		
Account Number:	*****352		
Exchange Rate:	N/A		

Please check the above details are correct and the payment has been credited to your account.

Please retain this statement for taxation purposes

MJD FUND PTY LTD
<MJD SUPERANNUATION FUND A/C>
UNIT 10
10 CAMPBELL PARADE
MANLY VALE NSW 2093

Reference Number: S00093004507
TFN/ABN Status: Quoted
Subregister: CHES
Record Date: 03/09/2021
Payment Date: 06/10/2021

Dividend Statement

Payment Description: 2021 Final Dividend
Security Class: Fully Paid Ordinary Shares

ASX Code: SLK

Number of shares held at Record Date	Dividend Rate per share	Gross Dividend	Withholding Tax ¹	Net Dividend Credited	Franked Amount ²	Unfranked Amount	Franking Credit ³
4,863	9 cents	\$437.67	Nil	\$437.67	\$437.67	Nil	\$187.57

- This withholding tax applies to you if the dividend amount is partially or totally unfranked and you are a:
 - resident of Australia and your TFN or ABN has not been recorded by the share registry. TFN withholding tax is deducted from the gross unfranked portion of the dividend at the highest marginal tax rate applying to personal income; or
 - non-resident of Australia. Non-resident withholding tax (30%) is deducted from the gross unfranked portion of the dividend unless you are a resident of a country which has entered into a Double Taxation Agreement with Australia. In that case a lower rate (generally 15%) may apply.
- This dividend is 100% franked
- The franking credit has been calculated at the rate of 30%.

Direct Credit Instruction

The total net payment has been paid in accordance with your instructions as shown below:

Bank Domicile: AUS **Receipt Currency:** AUD
Bank Account Type: Domestic **Amount Deposited:** \$437.67
Bank Code: 923-100
Account Number: *****352
Exchange Rate: N/A

Please check the above details are correct and the payment has been credited to your account.

Please retain this statement for taxation purposes



Macquarie Group Limited
ABN 94 122 169 279

All Registry communications to:
Link Market Services Limited
Locked Bag A14
Sydney South NSW 1235 Australia
Telephone: +61 1300 554 096
Email: macquarie@linkmarketservices.com.au
Website: www.linkmarketservices.com.au



003 000669

MJD FUND PTY LTD
<MJD SUPERANNUATION FUND A/C>
UNIT 10
10 CAMPBELL PARADE
MANLY VALE NSW 2093

Dividend Statement

ASX Code:	MQG
Payment date:	2 July 2021
Record date:	18 May 2021
SRN/HIN:	X*****3684
TFN/ABN Status:	Quoted

Dear Shareholder,

This dividend statement is for your Macquarie Group Limited final ordinary dividend for the year ended 31 March 2021.

This dividend is franked at 40% at the Australian corporate tax rate of 30%. Macquarie Group Limited declares the whole of the unfranked amount to be conduit foreign income.

Description	Dividend Rate per share \$	Shares Held	Unfranked Amount \$	Franked Amount \$	Gross Amount \$	Franking Credits \$
Ordinary Shares	3.35	215	432.15	288.10	720.25	123.47

DIVIDEND REMITTED TO:

ING BANK AUSTRALIA
LEVEL 28 60 MARGARET STREET
SYDNEY NSW 2000
BSB: ***-100
ACC: ****2352
Account Name: MJD SUPERANNUATION FUND
Direct Credit Reference No.: 001260989812

Amount Deposited
\$720.25

IMPORTANT INFORMATION

See overleaf for instructions on how to update your details online.

**This statement contains important information to assist you in preparing any tax returns you may be required to lodge.
Please retain this statement for taxation purposes as a charge may be levied for replacement.**



Macquarie Group Limited
ABN 94 122 169 279

MACQUARIE

All Registry communications to:
Link Market Services Limited
Locked Bag A14
Sydney South NSW 1235 Australia
Telephone: +61 1300 554 096
Email: macquarie@linkmarketservices.com.au
Website: www.linkmarketservices.com.au



003 000705

MJD FUND PTY LTD
<MJD SUPERANNUATION FUND A/C>
UNIT 10
10 CAMPBELL PARADE
MANLY VALE NSW 2093

Dividend Statement

ASX Code: MQG
Payment Date: 14 December 2021
Record Date: 9 November 2021
SRN/HIN: X*****3684
TFN/ABN Status: Quoted

Dear Shareholder,

This dividend statement is for your Macquarie Group Limited interim ordinary dividend for the six months ended 30 September 2021.

This dividend is franked at 40% at the Australian corporate tax rate of 30%. Macquarie Group Limited declares the whole of the unfranked amount to be conduit foreign income.

Description	Dividend Rate per share \$	Shares Held	Unfranked Amount \$	Franked Amount \$	Gross Amount \$	Franking Credits \$
Ordinary Shares	2.72	215	350.88	233.92	584.80	100.25

DIVIDEND REMITTED TO:

ING BANK AUSTRALIA
LEVEL 28 60 MARGARET STREET
SYDNEY NSW 2000
BSB: ***-100
ACC: ****2352
Account Name: MJD SUPERANNUATION FUND
Direct Credit Reference No.: 001269825951

Amount Deposited
\$584.80

IMPORTANT INFORMATION

See overleaf for instructions on how to update your details online.

**This statement contains important information to assist you in preparing any tax returns you may be required to lodge.
Please retain this statement for taxation purposes as a charge may be levied for replacement.**



2021 Interim Dividend Statement

006036 000 NAB
MJD FUND PTY LTD
<MJD SUPERANNUATION FUND A/C>
UNIT 10
10 CAMPBELL PARADE
MANLY VALE NSW 2093

Contact our Share Registry

www.investorcentre.com/au

(in Australia) 1300 367 647
(outside Australia) +61 3 9415 4299

Holder Identification Number (HIN)

HIN WITHHELD

Summary of key information

Payment Date 2 July 2021
Record Date 14 May 2021
TFN/ABN status Quoted
ASX code NAB
Direct Credit Reference No. 1120008

Interim Dividend for the year ending 30 September 2021

The dividend is 100% franked at the relevant Australian Corporate Tax Rate of 30%.

Ordinary Shares	Dividend Rate per Share	Unfranked Amount	Franked Amount	Franking Credit
1,508	60 cents	\$0.00	\$904.80	\$387.77

Dividend Summary

1,508 shares x 60 cents = \$904.80

Payment details

The cash dividend amount of \$904.80 has been credited to:

ING BANK AUSTRALIA LTD
BSB: 923-100 ACC: ****2352

Tax information

Australian resident shareholders

Franked Amount: This should be included in your assessable income.

Franking Credit: This may also need to be included in your assessable income. This amount may be available as a tax offset to reduce your income tax liability.

If you are unsure of the tax treatment of your dividend, please contact your accountant or taxation adviser.

Dividend Amount

\$904.80



2021 Final Dividend Statement

005944 000 NAB
MJD FUND PTY LTD
<MJD SUPERANNUATION FUND A/C>
UNIT 10
10 CAMPBELL PARADE
MANLY VALE NSW 2093

Contact our Share Registry

www.investorcentre.com/au

(in Australia) 1300 367 647
(outside Australia) +61 3 9415 4299

Holder Identification Number (HIN)

HIN WITHHELD

Summary of key information

Payment Date 15 December 2021
Record Date 16 November 2021
TFN/ABN status Quoted
ASX code NAB
Direct Credit Reference No. 606992

Final Dividend for the year ended 30 September 2021

The dividend is 100% franked at the relevant Australian Corporate Tax Rate of 30%.

Ordinary Shares	Dividend Rate per Share	Unfranked Amount	Franked Amount	Franking Credit
1,508	67 cents	\$0.00	\$1,010.36	\$433.01

Dividend Summary

1,508 shares x 67 cents = \$1,010.36

Payment details

The cash dividend amount of \$1,010.36 has been credited to:

ING BANK AUSTRALIA LTD
BSB: 923-100 ACC: ****2352

Tax information

Australian resident shareholders

Franked Amount: This should be included in your assessable income.

Franking Credit: This may also need to be included in your assessable income. This amount may be available as a tax offset to reduce your income tax liability.

New Zealand tax resident shareholders

New Zealand tax law requires us to notify shareholders that New Zealand imputation credits have been attached to this dividend at a rate of NZ\$0.01 per share. These credits are only relevant for shareholders required to file a New Zealand income tax return.

The aggregate of the dividend amount together with the attached New Zealand imputation credits is NZ\$1,061.51.

If you are unsure of the tax treatment of your dividend, please contact your accountant or taxation adviser.

Dividend Amount

\$1,010.36



Ramsay
Health Care

Ramsay Health Care Limited
ABN 57 001 288 768

All correspondence to:

BoardRoom
Smart Business Solutions

Boardroom Pty Limited
ABN 14 003 209 836

GPO Box 3993
Sydney NSW 2001

Tel: 1300 737 760 (within Australia)

Tel: +61 2 9290 9600 (outside Australia)

Fax: +61 2 9279 0664

www.boardroomlimited.com.au
enquiries@boardroomlimited.com.au

MJD FUND PTY LTD
<MJD SUPERANNUATION FUND A/C>
UNIT 10
10 CAMPBELL PARADE
MANLY VALE NSW 2093

Reference Number: S00093004507
TFN/ABN Status: Quoted
Subregister: CHES
Record Date: 07/09/2021
Payment Date: 30/09/2021

Dividend Statement

Payment Description: 2021 Final Dividend
Security Class: Fully Paid Ordinary Shares

ASX Code: RHC

Number of shares held at Record Date	Dividend Rate per share	Gross Dividend (AUD)	Withholding Tax ¹ (AUD)	Net Dividend (AUD)	Franked Amount ² (AUD)	Unfranked Amount (AUD)	Franking Credit ³ (AUD)
441	103 cents	\$454.23	Nil	\$454.23	\$454.23	Nil	\$194.67

- This withholding tax applies to you if the dividend amount is partially or totally unfranked and you are a:
 - resident of Australia and your TFN or ABN has not been recorded by the share registry. TFN withholding tax is deducted from the gross unfranked portion of the dividend at the highest marginal tax rate applying to personal income; or
 - non-resident of Australia. Non-resident withholding tax (30%) is deducted from the gross unfranked portion of the dividend unless you are a resident of a country which has entered into a Double Taxation Agreement with Australia. In that case a lower rate (generally 15%) may apply.
- This dividend is 100% franked
- The franking credit has been calculated at the rate of 30%.

Direct Credit Instruction

The total net payment has been paid in accordance with your instructions as shown below:

Bank Domicile: AUS
Bank Account Type: Domestic
Bank Code: 923-100
Account Number: *****352

Receipt Currency: AUD
Amount Deposited: 454.23

Exchange Rate: N/A

Please check the above details are correct and the payment has been credited to your account.

Please retain this statement for taxation purposes

S00093004507



Ramsay
Health Care

Ramsay Health Care Limited
ABN 57 001 288 768

All correspondence to:

BoardRoom
Smart Business Solutions

Boardroom Pty Limited
ABN 14 003 209 836

GPO Box 3993
Sydney NSW 2001

Tel: 1300 737 760 (within Australia)

Tel: +61 2 9290 9600 (outside Australia)

Fax: +61 2 9279 0664

www.boardroomlimited.com.au
enquiries@boardroomlimited.com.au

MJD FUND PTY LTD
<MJD SUPERANNUATION FUND A/C>
UNIT 10
10 CAMPBELL PARADE
MANLY VALE NSW 2093

Reference Number: S00093004507
TFN/ABN Status: Quoted
Subregister: CHES
Record Date: 08/03/2022
Payment Date: 31/03/2022

Dividend Statement

Payment Description: 2022 Interim Dividend
Security Class: Fully Paid Ordinary Shares

ASX Code: RHC

Number of shares held at Record Date	Dividend Rate per share	Gross Dividend (AUD)	Withholding Tax ¹ (AUD)	Net Dividend (AUD)	Franked Amount ² (AUD)	Unfranked Amount (AUD)	Franking Credit ³ (AUD)
441	48.5 cents	\$213.89	Nil	\$213.89	\$213.89	Nil	\$91.67

- This withholding tax applies to you if the dividend amount is partially or totally unfranked and you are a:
 - resident of Australia and your TFN or ABN has not been recorded by the share registry. TFN withholding tax is deducted from the gross unfranked portion of the dividend at the highest marginal tax rate applying to personal income; or
 - non-resident of Australia. Non-resident withholding tax (30%) is deducted from the gross unfranked portion of the dividend unless you are a resident of a country which has entered into a Double Taxation Agreement with Australia. In that case a lower rate (generally 15%) may apply.
- This dividend is 100% franked
- The franking credit has been calculated at the rate of 30%.

Direct Credit Instruction

The total net payment has been paid in accordance with your instructions as shown below:

Bank Domicile: AUS
Bank Account Type: Domestic
Bank Code: 923-100
Account Number: *****352

Receipt Currency: AUD
Amount Deposited: 213.89

Exchange Rate: N/A

Please check the above details are correct and the payment has been credited to your account.

Please retain this statement for taxation purposes

S00093004507



SONIC HEALTHCARE LIMITED

ABN 24 004 196 909

000232 003 SHL



MJD FUND PTY LTD
<MJD SUPERANNUATION FUND A/C>
UNIT 10
10 CAMPBELL PARADE
MANLY VALE NSW 2093

Update your information:

Online:
www.computershare.com.au/easyupdate/shl

By Mail:
Computershare Investor Services Pty Limited
GPO Box 2975 Melbourne
Victoria 3001 Australia

Enquiries:

(within Australia) 1300 850 505
(international) +61 3 9415 4000

Holder Identification Number (HIN)

HIN WITHHELD

ASX Code	SHL
TFN/ABN Status	Quoted
Record Date	8 September 2021
Payment Date	22 September 2021
Direct Credit Reference No.	846310

2021 Final Dividend

Dear Securityholder

This advice represents payment of your Final Dividend for the year ended 30 June 2021 at the rate of 55 cents per share.

This payment is 65% franked at 30%.

For foreign registered securityholders, the directors declare that the unfranked portion of this dividend constitutes Conduit Foreign Income. Non-resident withholding tax is therefore not payable on this dividend. Future dividends may not include Conduit Foreign Income and you will be advised of this at the relevant time.

From 2022 Sonic Healthcare Limited will be implementing a mandatory direct credit policy where shareholders residing in Australia will only be paid dividends by direct credit to a nominated bank or financial institution account.

Visit www.computershare.com.au/easyupdate/shl to update your TFN, banking instructions or personal details.

Yours faithfully

Paul Alexander
Company Secretary

Class Description	Amount per Security	Number of Securities	Franked Amount	Unfranked Amount	Gross Payment
Ordinary Shares	55 Cents	802	\$286.72	\$154.38	\$441.10

Note 1: You should retain this statement to assist you in preparing your tax return.

Note 2: If you require your payment to be re-issued, you may be charged an administrative fee which will be deducted from your payment.

Net Payment	AUD\$441.10
Franking Credit	\$122.88

Your Payment Instruction

ING BANK AUSTRALIA LTD
BSB: 923-100 Account number: XXXXXX52

Amount Deposited

AUD\$441.10

If payment cannot be made to the above instruction, a cheque will be forwarded to your registered address.



SONIC HEALTHCARE LIMITED

ABN 24 004 196 909

000237 003 SHL



MJD FUND PTY LTD
<MJD SUPERANNUATION FUND A/C>
UNIT 10
10 CAMPBELL PARADE
MANLY VALE NSW 2093

Update your information:

Online:
www.computershare.com.au/easyupdate/shl

By Mail:
Computershare Investor Services Pty Limited
GPO Box 2975 Melbourne
Victoria 3001 Australia

Enquiries:

(within Australia) 1300 850 505
(international) +61 3 9415 4000

Holder Identification Number (HIN)

HIN WITHHELD

ASX Code	SHL
TFN/ABN Status	Quoted
Record Date	9 March 2022
Payment Date	23 March 2022
Direct Credit Reference No.	846654

2022 Interim Dividend

Dear Securityholder

This advice represents payment of your Interim Dividend for the financial year ending 30 June 2022 at the rate of 40 cents per share.

This payment is 100% franked at 30%.

Please ensure your information is up to date. Simply visit www.computershare.com.au/easyupdate/shl to update your TFN, banking instructions or personal details.

Yours faithfully
Paul Alexander
Company Secretary

Class Description	Amount per Security	Number of Securities	Franked Amount	Unfranked Amount	Gross Payment
Ordinary Shares	40 Cents	802	\$320.80	\$0.00	\$320.80
Net Payment					AUD\$320.80
Franking Credit					\$137.49

Note 1: You should retain this statement to assist you in preparing your tax return.

Note 2: If you require your payment to be re-issued, you may be charged an administrative fee which will be deducted from your payment.

Your Payment Instruction

ING BANK AUSTRALIA LTD
BSB: 923-100 Account Number: XXXXXX52

Amount Deposited

AUD\$320.80

If payment cannot be made in accordance with the above instruction, your dividend entitlement will be withheld pending receipt of your valid direct credit instructions.

All registry communications to:
Link Market Services Limited
Locked Bag A6015, Sydney South NSW 1235
Telephone (free call in Australia): +61 1800 804 255
ASX Code: WBC
Email: westpac@linkmarketservices.com.au
Website: linkmarketservices.com.au



003 / 003612
MJD FUND PTY LTD
<MJD SUPERANNUATION FUND A/C>
UNIT 10
10 CAMPBELL PARADE
MANLY VALE NSW 2093

Key details

Payment date:	21 December 2021
Record date:	8 November 2021
SRN/HIN:	X*****3684
TFN/ABN status:	RECEIVED AND RECORDED

Final dividend statement for the six months ended 30 September 2021

This dividend is 100% franked with Australian franking credits at the company tax rate of 30%.

Description	Participating holding	Dividend rate per share [#]	Unfranked amount	Franked amount	Total amount	Franking credit
Ordinary shares	1,546	60 cents	\$0.00	\$927.60	\$927.60	\$397.54
Net dividend amount					\$927.60	
***New Zealand Imputation Credit (NZIC)						NZD108.22

[#] The final dividend of 60 cents per share takes into consideration the cost of the Bank Levy which was equivalent to 7 cents per share over 2021. All amounts are in Australian dollars unless otherwise stated.

^{***} Only relevant for New Zealand taxpayers.

PAYMENT INSTRUCTIONS**ING BANK AUSTRALIA****BSB:** 923-100**ACC:** ****2352**ACCOUNT NAME:** MJD SUPERANNUATION ACCUMULATION ACCOUNT**PAYMENT REFERENCE NUMBER:** 1269169085

A payment has been made to the above account. If this account is not valid please turn over for instructions to update your details.

**Please keep this statement for your tax records.
It can also be accessed online in Link's Investor Centre, see over for login instructions.**

All registry communications to:
Link Market Services Limited
Locked Bag A6015, Sydney South NSW 1235
Telephone (free call in Australia): +61 1800 804 255
ASX Code: WBC
Email: westpac@linkmarketservices.com.au
Website: linkmarketservices.com.au



003 / 003776
MJD FUND PTY LTD
<MJD SUPERANNUATION FUND A/C>
UNIT 10
10 CAMPBELL PARADE
MANLY VALE NSW 2093

Key details

Payment date:	24 June 2022
Record date:	20 May 2022
SRN/HIN:	X*****3684
TFN/ABN status:	RECEIVED AND RECORDED

Interim dividend statement for the six months ended 31 March 2022

This dividend is 100% franked with Australian franking credits at the company tax rate of 30%.

Description	Participating holding	Dividend rate per share [#]	Unfranked amount	Franked amount	Total amount	Franking credit
Ordinary shares	1,546	61 cents	\$0.00	\$943.06	\$943.06	\$404.17
Net dividend amount					\$943.06	
***New Zealand Imputation Credit (NZIC)						NZD123.68

[#] The interim dividend of 61 cents per share takes into consideration the cost of the Bank Levy which was equivalent to 3 cents per share over 2022. All amounts are in Australian dollars unless otherwise stated.

^{***} Only relevant for New Zealand taxpayers.

PAYMENT INSTRUCTIONS

ING BANK AUSTRALIA

BSB: 923-100

ACC: ****2352

ACCOUNT NAME: MJD SUPERANNUATION ACCUMULATION ACCOUNT

PAYMENT REFERENCE NUMBER: 1277821289

A payment has been made to the above account. If this account is not valid please turn over for instructions to update your details.

**Please keep this statement for your tax records.
It can also be accessed online in Link's Investor Centre, see over for login instructions.**

All Registrar communications to:

Link Market Services Limited

Locked Bag A6015, Sydney South NSW 1235 Australia

Telephone (local call in Australia): +61 1300 668 378

Email: westpac@linkmarketservices.com.au

Website: www.linkmarketservices.com.au



003 000055

MJD FUND PTY LTD
<MJD SUPERANNUATION FUND A/C>
UNIT 10
10 CAMPBELL PARADE
MANLY VALE NSW 2093

Key details

Payment date:	22 September 2021
Record date:	14 September 2021
SRN/HIN:	X*****3684
TFN/ABN status:	TFN/ABN RECEIVED AND RECORDED

Quarterly distribution payment statement for the period ended 22 September 2021

The details below relate to the **Westpac Capital Notes 7** quarterly distribution for the period from 23 June 2021 to 22 September 2021 (inclusive) payable to holders of Westpac Capital Notes 7 entitled to receive the distribution at the record date.

The distribution rate for this period was 2.3975% per annum. The distribution is 100% franked and carries Australian franking credits at the company tax rate of 30%.

Description	Participating holding	Distribution amount per Westpac Capital Note 7	Unfranked amount	Franked amount	Total amount	Franking credits
Westpac Capital Notes 7	200	\$0.6043	\$0.00	\$120.86	\$120.86	\$51.80
				TFN withholding tax deducted	\$0.00	
				Net distribution amount	\$120.86	

All amounts are in Australian dollars.

PAYMENT INSTRUCTIONS**ING BANK AUSTRALIA**

BSB: 923-100

ACC: ****2352

ACCOUNT NAME: MJD SUPERANNUATION ACCUMULATION ACCOUNT

PAYMENT REFERENCE NUMBER: 001267716102

Details for the next expected distribution payment will be announced as soon as possible after commencement of the distribution period at www.westpac.com.au/westpaccapnotes7.

Please keep this statement for your tax records. It can also be accessed online in Link's Investor Centre. See over for login instructions.

All Registrar communications to:
Link Market Services Limited
Locked Bag A6015, Sydney South NSW 1235 Australia
Telephone (local call in Australia): +61 1300 668 378
Email: westpac@linkmarketservices.com.au
Website: linkmarketservices.com.au



MJD FUND PTY LTD
<MJD SUPERANNUATION FUND A/C>
UNIT 10
10 CAMPBELL PARADE
MANLY VALE NSW 2093

Key details

Payment date: 22 December 2021
Record date: 14 December 2021
SRN/HIN: X*****3684
TFN/ABN status: TFN/ABN RECEIVED AND RECORDED

Quarterly distribution payment statement for the period ended 22 December 2021

The details below relate to the **Westpac Capital Notes 7** quarterly distribution for the period from 23 September 2021 to 22 December 2021 (inclusive) payable to holders of Westpac Capital Notes 7 entitled to receive the distribution at the record date.

The distribution rate for this period was 2.3909% per annum. The distribution is 100% franked and carries Australian franking credits at the company tax rate of 30%.

Description	Participating holding	Distribution amount per Westpac Capital Note 7	Unfranked amount	Franked amount	Total amount	Franking credits
Westpac Capital Notes 7	200	\$0.5961	\$0.00	\$119.22	\$119.22	\$51.09
				TFN withholding tax deducted	\$0.00	
				Net distribution amount	\$119.22	

All amounts are in Australian dollars.

PAYMENT INSTRUCTIONS

ING BANK AUSTRALIA

BSB: 923-100

ACC: ****2352

ACCOUNT NAME: MJD SUPERANNUATION ACCUMULATION ACCOUNT

PAYMENT REFERENCE NUMBER: 001270520834

Details for the next expected distribution payment will be announced as soon as possible after commencement of the distribution period at westpac.com.au/westpaccapnotes7.

Please keep this statement for your tax records. It can also be accessed online in Link's Investor Centre. See over for login instructions.

All Registrar communications to:

Link Market Services Limited

Locked Bag A6015, Sydney South NSW 1235 Australia

Telephone (local call in Australia): +61 1300 668 378

Email: westpac@linkmarketservices.com.au

Website: linkmarketservices.com.au



003 000052

MJD FUND PTY LTD
<MJD SUPERANNUATION FUND A/C>
UNIT 10
10 CAMPBELL PARADE
MANLY VALE NSW 2093

Key details

Payment date:	22 March 2022
Record date:	14 March 2022
SRN/HIN:	X*****3684
TFN/ABN status:	TFN/ABN RECEIVED AND RECORDED

Quarterly distribution payment statement for the period ended 22 March 2022

The details below relate to the **Westpac Capital Notes 7** quarterly distribution for the period from 23 December 2021 to 22 March 2022 (inclusive) payable to holders of Westpac Capital Notes 7 entitled to receive the distribution at the record date.

The distribution rate for this period was 2.4235% per annum. The distribution is 100% franked and carries Australian franking credits at the company tax rate of 30%.

Description	Participating holding	Distribution amount per Westpac Capital Note 7	Unfranked amount	Franked amount	Total amount	Franking credits
Westpac Capital Notes 7	200	\$0.5976	\$0.00	\$119.52	\$119.52	\$51.22
				TFN withholding tax deducted	\$0.00	
				Net distribution amount	\$119.52	

All amounts are in Australian dollars.

PAYMENT INSTRUCTIONS**ING BANK AUSTRALIA**

BSB: 923-100

ACC: ****2352


ACCOUNT NAME: MJD SUPERANNUATION ACCUMULATION ACCOUNT

PAYMENT REFERENCE NUMBER: 001276119307

Details for the next expected distribution payment will be announced as soon as possible after commencement of the distribution period at westpac.com.au/westpaccapnotes7.

Please keep this statement for your tax records. It can also be accessed online in Link's Investor Centre. See over for login instructions.

All Registrar communications to:
Link Market Services Limited
Locked Bag A6015, Sydney South NSW 1235 Australia
Telephone (local call in Australia): +61 1300 668 378
Email: westpac@linkmarketservices.com.au
Website: linkmarketservices.com.au

 003 000052
MJD FUND PTY LTD
<MJD SUPERANNUATION FUND A/C>
UNIT 10
10 CAMPBELL PARADE
MANLY VALE NSW 2093

Key details

Payment date:	22 June 2022
Record date:	14 June 2022
SRN/HIN:	X*****3684
TFN/ABN status:	TFN/ABN RECEIVED AND RECORDED

Quarterly distribution payment statement for the period ended 22 June 2022

The details below relate to the **Westpac Capital Notes 7** quarterly distribution for the period from 23 March 2022 to 22 June 2022 (inclusive) payable to holders of Westpac Capital Notes 7 entitled to receive the distribution at the record date.

The distribution rate for this period was 2.5165% per annum. The distribution is 100% franked and carries Australian franking credits at the company tax rate of 30%.

Description	Participating holding	Distribution amount per Westpac Capital Note 7	Unfranked amount	Franked amount	Total amount	Franking credits
Westpac Capital Notes 7	200	\$0.6343	\$0.00	\$126.86	\$126.86	\$54.37
				TFN withholding tax deducted	\$0.00	
				Net distribution amount	\$126.86	

All amounts are in Australian dollars.

PAYMENT INSTRUCTIONS

ING BANK AUSTRALIA

BSB: 923-100

ACC: ****2352

ACCOUNT NAME: MJD SUPERANNUATION ACCUMULATION ACCOUNT

PAYMENT REFERENCE NUMBER: 001278603118

Details for the next expected distribution payment will be announced as soon as possible after commencement of the distribution period at westpac.com.au/westpaccapnotes7.

Please keep this statement for your tax records. It can also be accessed online in Link's Investor Centre. See over for login instructions.

2 December 2021



Private and Confidential

001429 003 WES



MJD FUND PTY LTD
<MJD SUPERANNUATION FUND A/C>
UNIT 10
10 CAMPBELL PARADE
MANLY VALE NSW 2093

Dear Shareholder,

2021 RETURN OF CAPITAL

At the Wesfarmers Limited Annual General Meeting held on Thursday 21 October 2021, shareholders approved the return of capital payment of A\$2.00 per share for all ordinary shares held on the Record Date, 4.00pm (Perth time), Friday 19 November 2021.

The enclosed statement provides confirmation of your return of capital payment and we wish to draw your attention to the following important notes:

- the return of capital payment of A\$2.00 per share is not eligible to participate in the Dividend Investment Plan;
- valid banking instructions as at the Record Date for Australian, New Zealand and United Kingdom registered resident shareholders were required to facilitate remittance of your return of capital payment. In the event banking instructions held on our records (as detailed on the enclosed statement, where applicable) are no longer valid, or if no banking instructions have been provided, the return of capital payment will be withheld pending receipt of your updated direct credit payment instructions;
- for a general outline of tax information for shareholders in relation to this payment, refer to page 29 of the 2021 Notice of Annual General Meeting lodged with the ASX on 9 September 2021 and available on the Wesfarmers website at www.wesfarmers.com.au; and
- Wesfarmers has applied to the Australian Taxation Office (ATO) for a Class Ruling to confirm the income tax consequences of the capital return distribution for Wesfarmers shareholders. Subject to receiving the Class Ruling, Wesfarmers expects that the taxation consequences for relevant Wesfarmers shareholders are as described in section (j) of the Explanatory Notes for Item 5 on page 29 of the 2021 Notice of Annual General Meeting. However, no assurance can be given as to the content of the Class Ruling. The final version of the Class Ruling will be published and notice will be included in the Government Notices Gazette. Wesfarmers will include the final version of the Class Ruling on its website once it becomes available.

Wesfarmers employee share plan participants will receive additional information relating to their employee share plan holdings.

Shareholders are encouraged to seek their own professional advice in relation to the taxation implications of the capital return.

If you have any queries on any of the matters referred to above, please contact Computershare Investor Services Pty Limited on 1300 558 062 (within Australia) or (+61 3) 9415 4631.

Yours sincerely,

A handwritten signature in black ink that reads "V. Robinson".

Vicki Robinson
Executive General Manager
Company Secretariat

All correspondence to:
 Computershare Investor Services Pty Limited
 GPO Box 2975 Melbourne
 Victoria 3001 Australia
 Enquiries (within Australia) 1300 558 062
 (outside Australia) +61 3 9415 4631
 Facsimile +61 3 9473 2500
www.investorcentre.com/contact
www.computershare.com

Private and Confidential

001429 003 WES
 MJD FUND PTY LTD
 <MJD SUPERANNUATION FUND A/C>
 UNIT 10
 10 CAMPBELL PARADE
 MANLY VALE NSW 2093

Holder Identification Number (HIN)
HIN WITHHELD

Record Date	19 November 2021
Payment Date	2 December 2021
Direct Credit Ref. No.	1184472
ASX Code	WES

2021 Return of Capital

The statement below represents your return of capital payment of A\$2.00 per share, approved by shareholders at the Wesfarmers Annual General Meeting held on Thursday 21 October 2021.

Class Description	Amount per Security	Number of Securities	Gross Payment
Ordinary Shares	A\$2.00	558	A\$1,116.00
Total			A\$1,116.00
Total Payment			A\$1,116.00

Important Notes

1. In accordance with your instructions, the return of capital payment was directly credited to your bank account as shown below. If payment cannot be made to the account listed below, the return of capital amount will be withheld pending receipt of your valid direct credit payment instructions.
2. You should retain this statement to assist you in preparing your tax return.
3. Shareholders should obtain their own professional advice on the tax implications of this payment.



Help Wesfarmers to help the environment

To apply for online statements, or to view or update your security holding details please visit: www.wesdirect.com.au. When in Wesdirect, log in as an existing user with your user ID or register as a new user by creating a login using your SRN/HIN and postcode (if within Australia) or country (if outside Australia). For security purposes, if you wish to update your information you will be required to register by choosing a user ID and password.

Your Payment Instruction

ING BANK AUSTRALIA LTD
 BSB: 923-100 Account number: XXXXXX52

Amount Deposited

A\$1,116.00

Private and Confidential

001076 003 WES



MJD FUND PTY LTD
 <MJD SUPERANNUATION FUND A/C>
 UNIT 10
 10 CAMPBELL PARADE
 MANLY VALE NSW 2093

Holder Identification Number (HIN)

HIN WITHHELD

Record Date	2 September 2021
Payment Date	7 October 2021
TFN/ABN Status	Quoted
Direct Credit Ref. No.	1072225
ASX Code	WES

Final Dividend

The statement below represents your final dividend for the year ended 30 June 2021. The dividend is fully-franked (100 per cent) for Australian income tax purposes at the corporate tax rate of 30 per cent.

Class Description	Amount per Security	Number of Securities	Franked Amount	Unfranked Amount	Gross Payment	Franking Credit
Ordinary Shares	A\$0.90	558	A\$502.20	A\$0.00	A\$502.20	A\$215.23
Total			A\$502.20	A\$0.00	A\$502.20	A\$215.23
Net Payment					A\$502.20	

New Zealand Imputation Credits in NZ\$

NZ\$55.80

New Zealand tax law requires us to notify shareholders that New Zealand imputation credits have been attached to this dividend at a rate of NZ\$0.10 per share. These credits are only relevant for shareholders required to file a New Zealand income tax return.

Important Notes

1. You should retain this statement to assist you in preparing your tax return.
2. Shareholders should obtain their own professional advice on the tax implications of this dividend.

Non-Resident Shareholders

The Franked Amount is not subject to withholding tax.



Help Wesfarmers to help the environment

To apply for online statements, or to view or update your security holding details please visit: www.wesdirect.com.au. When in Wesdirect, log in as an existing user with your user ID or register as a new user by creating a login using your SRN/HIN and postcode (if within Australia) or country (if outside Australia). For security purposes, if you wish to update your information you will be required to register by choosing a user ID and password.

Your Payment Instruction

ING BANK AUSTRALIA LTD
 BSB: 923-100 Account number: XXXXXX52

Amount Deposited

A\$502.20

Private and Confidential

001135 003 WES



MJD FUND PTY LTD
 <MJD SUPERANNUATION FUND A/C>
 UNIT 10
 10 CAMPBELL PARADE
 MANLY VALE NSW 2093

Holder Identification Number (HIN)

HIN WITHHELD

Record Date	23 February 2022
Payment Date	30 March 2022
TFN/ABN Status	Quoted
Direct Credit Ref. No.	1073839
ASX Code	WES

Interim Dividend

The statement below represents your interim dividend for the half-year ended 31 December 2021. The dividend is fully-franked (100 per cent) for Australian income tax purposes at the corporate tax rate of 30 per cent.

Class Description	Amount per Security	Number of Securities	Franked Amount	Unfranked Amount	Gross Payment	Franking Credit
Ordinary Shares	A\$0.80	558	A\$446.40	A\$0.00	A\$446.40	A\$191.31
Total			A\$446.40	A\$0.00	A\$446.40	A\$191.31
Net Payment					A\$446.40	

Important Notes

1. You should retain this statement to assist you in preparing your tax return.
2. Shareholders should obtain their own professional advice on the tax implications of this dividend.

Non-Resident Shareholders

The Franked Amount is not subject to withholding tax.
 New Zealand imputation credits are not attached to this dividend.



To make the switch to online communications or to update your securityholder information in a fast, secure and environmentally friendly way visit www.computershare.com.au/easyupdate/wes.



Your Payment Instruction

ING BANK AUSTRALIA LTD
 BSB: 923-100 Account number: XXXXXX52

Amount Deposited

A\$446.40

Invoice Date
29 Sep 2021

Invoice Number
INV-9123

TAX INVOICE

MJD SUPERANNUATION FUND
Unit 10/10 Campbell Parade
MANLY VALE NSW 2100
AUSTRALIA
ABN: 34 816 922 616

Description	Quantity	Unit Price	GST Amount AUD	
SF, Preparation and Lodgement of financial Accounts for the Self-Managed Superannuation Fund for the period ended 30th June 2021.	1.00	1,910.00	10%	1,910.00
ASF, Audit of Self-Managed Superannuation Fund and calculation of minimum pension.	1.00	650.00	10%	650.00
			Subtotal	2,560.00
			Total GST 10%	256.00
			Invoice Total AUD	2,816.00
			Total Net Payments AUD	2,816.00
			Amount Due AUD	0.00

PAYMENT ADVICE

To: Pacific Ridge Capital
PO BOX 613
BALGOWLAH NSW 2093
AUSTRALIA
Due Date: 06 Oct 2021

Pacific Ridge Capital
BSB: 032-101
ACCOUNT NO: 148238

Customer MJD SUPERANNUATION FUND
Invoice Number INV-9123
Amount Due 0.00
Due Date 06 Oct 2021

Amount Enclosed

Enter the amount you are paying above



Australian Government
Australian Taxation Office

Agent MONEYTAX (BROOKVALE)
Client THE TRUSTEE FOR MJD
 SUPERANNUATION FUND
ABN 34 816 922 616
TFN 931 295 376

Income tax 551

Date generated	22/07/2022
Overdue	\$0.00
Not yet due	\$0.00
Balance	\$0.00

Transactions

4 results found - from **22 July 2020** to **22 July 2022** sorted by **processed date** ordered **newest to oldest**

Processed date	Effective date	Description	Debit (DR)	Credit (CR)	Balance
8 Oct 2021	13 Oct 2021	EFT refund for Income Tax for the period from 01 Jul 20 to 30 Jun 21	\$3,950.48		\$0.00
8 Oct 2021	8 Oct 2021	Tax return Self Man Superfund - Income Tax for the period from 01 Jul 20 to 30 Jun 21		\$3,950.48	\$3,950.48 CR
30 Sep 2020	5 Oct 2020	EFT refund for Income Tax for the period from 01 Jul 19 to 30 Jun 20	\$5,377.45		\$0.00
30 Sep 2020	30 Sep 2020	Tax return Self Man Superfund - Income Tax for the period from 01 Jul 19 to 30 Jun 20		\$5,377.45	\$5,377.45 CR

Transaction Summary

1 JULY 2021 - 30 JUNE 2022

AUSIEX

SHARES - 6325029 - HIN 69633684

MJD FUND PTY LTD <MJD SUPERANNUATION
FUND A/C>

Total Buys and Sells	2021 - 2022 Financial Year
Total Buys (inc. Brokerage + GST)	\$0.00
Total Sells (inc. Brokerage + GST)	\$0.00

There are no transactions on this account for the given period.

The transaction summary is only able to display information available to us. Transactions regarding corporate actions or stock transfers are not included and can be found on your statements as issued by the company or the share registry. Transactions for Issuer Sponsored holdings are not included in this summary. Links to some of the key share registries can be found below:

Computershare (<http://www.computershare.com/au/Pages/default.aspx>)
Link Market Services (<https://investorcentre.linkmarketservices.com.au/Login.aspx/Login>)
Automic Group (<https://www.automicgroup.com.au/>)
Advanced Share Registry Services (<http://www.advancedshare.com.au/Home.aspx>)

DISCLAIMER

This statement is issued by Australian Investment Exchange Limited ABN 71 076 515 930 AFSL 241400 ("AUSIEX"), a Market Participant of ASX Limited and Cboe Australia Pty Limited, a Clearing Participant of ASX Clear Pty Limited and a Settlement Participant of ASX Settlement Pty Limited. AUSIEX is a wholly owned, but not guaranteed, subsidiary of Nomura Research Institute, LTD. Information contained in this statement is believed to be accurate at the time the statement is generated. NRI and its subsidiaries do not accept any liability for any errors or omissions contained in this statement, or any responsibility for any action taken in reliance on this statement.

This statement is a summary document only and it is not intended to replace any document which contains information that may be required for taxation purposes. You should therefore retain your CHESSE statements, dividend statements, confirmations and bank account statements for your records in this regard. If there are any errors in this statement, please contact us as set out below. The total brokerage outlined does not include any rebates you may have received over the financial year. Please refer to your transaction statement records for any rebates you may have received for the statement period. This statement only includes dividends paid for holdings held with AUSIEX. Any dividends paid (based on the ex-dividend date) prior to holdings being transferred to AUSIEX are not included in this report. This report may not include information on some accounts if you have switched products during the financial year. AUSIEX is not a registered tax practitioner and the information provided in this report does not constitute tax advice. The above information, whilst based upon your holdings, only takes into account those of your circumstances of which we are aware. It is recommended that you provide the statement to your tax adviser or accountant in order that your particular circumstances can be properly addressed.

Address Locked Bag 3005, Australia Square NSW 1215 | Enquiries 1800 252 351 | 8:30am - 5:30pm Sydney time, Mon to Fri | www.ausdex.com.au



Your Statement

Statement 29 (Page 1 of 2)

Account Number 06 7167 17951851

Statement Period 2 Jan 2022 - 16 Mar 2022

Closing Balance Nil

Enquiries 13 2221



003

THE TRUSTEES
 MJD SUPERANNUATION FUND
 UNIT 10 10 CAMPBELL PDE
 MANLY VALE NSW 2093

Accelerator Cash Account

Name: MJD FUND PTY LTD AS TRUSTEES FOR MJD SUPERANNUATION FUND

Note: Have you checked your statement today? It's easy to find out more information about each of your transactions by logging on to the CommBank App or NetBank. Should you have any questions on fees or see an error please contact us on the details above. Cheque proceeds are available when cleared.

This is your last statement as your account has now been closed

The date of transactions shown here may be different on your other transaction lists (for example, the transaction list that appears on the CommBank app).

Date	Transaction	Debit	Credit	Balance
02 Jan 2022	OPENING BALANCE			\$571.14 CR
01 Feb	Credit Interest		0.05	\$571.19 CR
01 Mar	Credit Interest		0.04	\$571.23 CR
16 Mar	Credit Interest		0.02	\$571.25 CR
16 Mar	Closed Account Branch 48 MARTIN PL SYDN	571.25		\$0.00
16 Mar 2022	CLOSING BALANCE			Nil

Opening balance	-	Total debits	+	Total credits	=	Closing balance
\$571.14 CR		\$571.25		\$0.11		Nil

Your Credit Interest Rate Summary

Date	Balance	Standard Credit Interest Rate (p.a.)
16 Mar	\$0.00 and over	0.10%

Note. Interest rates are effective as at the date shown but are subject to change.



MJD SF

Trial Balance**As At 30 Jun 2022**

	Debit	As at 30 Jun 2021 Credit	Quantity	Debit	As at 30 Jun 2022 Credit	Quantity
Income						
Investment Income						
Distributions						
Managed Investments						
AMP Capital Wholesale Australian Property Fund		\$ 771.13		\$	0.00	
Total Managed Investments	\$	574.13		\$	0.00	
Stapled Securities						
Transurban Group - Ordinary Shares/Units Fully Paid Triple Stapled		\$ 771.69		\$	771.69	
Total Stapled Securities	\$	632.60		\$	771.69	
Units In Listed Unit Trusts						
KKR- Credit Income Fund - Ordinary Units Fully Paid		\$ 1,252.25		\$	1,252.25	
Total Units In Listed Unit Trusts	\$	677.60		\$	1,252.25	
Total Distributions	\$	1,884.33		\$	2,023.94	
Dividends						
Shares in Listed Companies						
Adelaide Brighton Limited	\$	717.62		\$	717.50	
Ampol Limited	\$	538.97		\$	1,044.26	
ASX Limited	\$	1,100.67		\$	1,066.47	
BHP Group Limited	\$	1,050.65		\$	5,159.93	
Brambles Limited	\$	509.75		\$	582.98	
Coles Group Limited.	\$	482.27		\$	486.26	
Commonwealth Bank Of Australia.	\$	1,456.11		\$	2,201.79	
CSL Limited	\$	250.86		\$	274.18	
Kelsian Group Limited	\$	0.00		\$	486.30	
Macquarie Group Limited	\$	793.35		\$	1,528.77	
National Australia Bank Limited	\$	1,151.58		\$	2,735.94	
Ramsay Health Care Limited	\$	305.56		\$	954.46	
Sealink Travel Group Limited	\$	798.93		\$	625.24	
Sonic Healthcare Limited	\$	787.45		\$	1,022.27	
Telstra Corporation Limited.	\$	1,367.54		\$	1,367.54	
Wesfarmers Limited	\$	1,458.78		\$	1,355.14	
Westpac Banking Corporation	\$	1,965.63		\$	2,672.37	
Westpac Banking Corporation \$ Cap Note 3-27-2010+3.40% Perp Non-Cum Red T-03-27	\$	694.94		\$	694.94	
Westpac Banking Corporation \$ Cap Note 3-27-2014+4.00% Perp Non-Cum Red T-03-21	\$	0.00		\$	0.00	
Total Shares in Listed Companies	\$	15,483.26		\$	25,006.34	
Stapled Securities						
Transurban Group - Ordinary Shares/Units Fully Paid Triple Stapled		\$ 25.39		\$	25.39	
Total Stapled Securities	\$	0.00		\$	25.39	
Total Dividends	\$	15,483.26		\$	25,031.73	
Foreign Income						
Foreign Dividend						
Shares in Listed Companies						
Ancor Limited	\$	765.25		\$	796.77	
Spark New Zealand Limited - Ordinary Shares Fully Paid Foreign Exempt Nzx	\$	1,421.66		\$	1,421.66	
Total Shares in Listed Companies	\$	2,147.51		\$	2,218.43	
Total Foreign Dividend	\$	2,147.51		\$	2,218.43	
Total Foreign Income	\$	2,147.51		\$	2,218.43	
Interest						
Cash At Bank						
CBA Cash Account	\$	1.10		\$	0.46	
ING Bank #2352	\$	10.52		\$	11.20	
ING Bank #5991	\$	55.73		\$	50.58	
Total Cash At Bank	\$	67.35		\$	62.24	
Other Fixed Interest Securities						
Peet Limited - Simple Bond 7.50% Semi 07-08-22	\$	0.00		\$	0.00	

Total Other Fixed Interest Securities	\$ 1,463.02	\$ 0.00
Total Interest	\$ 1,530.37	\$ 62.24
Total Investment Income	\$ 21,045.47	\$ 29,336.34
Total Income	\$ 21,045.47	\$ 29,336.34

Expenses**Member Payments**

Pensions Paid

Mr Michael Deacon

Pension Account 35,000.00 Deacon \$ 38,576.25

Total Mr Michael Deacon \$ 38,576.25

Total Pensions Paid \$ 35,000.00 \$ 38,576.25

Total Member Payments \$ 35,000.00 \$ 38,576.25

Other Expenses

Accountancy Fee 2,101.00 \$ 2,101.00

Adviser Fee \$ 2,200.00 \$ 0.00

Auditor Fee \$ 715.00 \$ 715.00

Regulatory Fees 55.00 \$ 56.00

SMSF Supervisory Levy 259.00 \$ 259.00

Total Other Expenses \$ 5,330.00 \$ 3,131.00

Investment Losses

Market Losses

Managed Investments

AMP Capital Wholesale Australian Property Fund \$ 0.00

Total Managed Investments \$ 423.54 \$ 0.00

Other Fixed Interest Securities

Peet Limited - Simple Bond 7.50% Semi 07-06-21 \$ 0.00

Total Other Fixed Interest Securities \$ 0.00 \$ 0.00

Shares in Listed Companies

Adelaide Brighton Limited \$ 1,213.94 \$ 4,395.30

Amcort Limited \$ 791.05 \$ 3,541.47

Ampol Limited 872.46 \$ 4,731.72

ASX Limited 2,515.76 \$ 1,312.00

BHP Group Limited \$ 4,539.00 \$ 2,605.92

Brambles Limited \$ 1,004.91 \$ 1,286.99

Coles Group Limited 44.64 \$ 401.76

Commonwealth Bank Of Australia 12,514.95 \$ 3,900.39

CSL Limited 161.09 \$ 1,435.57

Kelsian Group Limited \$ 0.00 \$ 7,748.96

Macquarie Group Limited \$ 8,133.45 \$ 1,737.20

National Australia Bank Limited 12,064.00 \$ 1,764.36

Ramsay Health Care Limited \$ 5,717.07 \$ 4,537.89

Sealink Travel Group Limited \$ 24,606.78 \$ 26,131.10

Sonic Healthcare Limited \$ 6,391.94 \$ 4,322.78

Spark New Zealand Limited - Ordinary Fully Paid Foreign Exempt Nzx \$ 663.26

Telstra Corporation Limited \$ 3,769.29 \$ 538.47

Wesfarmers Limited \$ 7,962.66 \$ 8,476.02

Westpac Banking Corporation \$ 12,151.56 \$ 9,755.26

Westpac Banking Corporation \$ Cap Note 9.00%+3.40% Perp Non-Cum Red T-03-27 870.00

Westpac Banking Corporation \$ Cap Note 3-Bbsw+4.00% Perp Non-Cum Red T-03-21 \$ 0.00

Woodside Energy Group Ltd \$ 0.00 \$ 133.12

Total Shares in Listed Companies \$ 91,839.65 \$ 37,395.64

Stapled Securities

Transurban Group - Ordinary Shares/Units Fully Paid Triple Stapled \$ 539.79

Total Stapled Securities \$ 177.70 \$ 539.79

Units In Listed Unit Trusts

KKR- Credit Income Fund - Ordinary Units Fully Paid \$ 4,600.00

Total Units In Listed Unit Trusts \$ 4,972.40 \$ 4,600.00

Total Market Losses \$ 96,465.41 \$ 41,455.85

Total Investment Losses \$ 96,465.41 \$ 41,455.85

Total Expenses \$ 56,135.41 \$ 83,163.10

Income Tax**Income Tax Expense**

Excessive Foreign Tax Credit Writeoff Expense		\$	213.25
Total Income Tax Expense	207.34	\$	213.25
Total Income Tax	\$ 207.34	\$	213.25

Profit & Loss Clearing Account

Total Profit & Loss Clearing Account	76,973.54	\$	54,040.01
--------------------------------------	------------------	-----------	------------------

Assets**Investments**

Shares in Listed Companies

Adelaide Brighton Limited	1,255.42	4,186	\$	10,130.12	4,186
Ampol Limited	18,413.21	1,217	\$	21,954.68	1,217
Ampol Limited	22,173.06	786	\$	26,904.78	786
ASX Limited	25,488.88	328	\$	26,800.88	328
BHP Group Limited	17,290.92	356	\$	14,685.00	356
Brambles Limited	20,168.72	1,763	\$	18,881.73	1,763
Coles Group Limited	9,536.22	558	\$	9,937.98	558
Commonwealth Bank of Australia	4,046.57	411	\$	37,146.18	411
CSL Limited	25,381.91	89	\$	23,946.34	89
Kelsian Group Limited	\$ 0.00		\$	27,719.10	4,863
Macquarie Group Limited	3,582.45	215	\$	35,369.65	215
National Australia Bank Limited	5,597.61	1,508	\$	41,304.12	1,508
Ramsay Health Care Limited	2,776.95	441	\$	32,298.84	441
Sealink Travel Group Limited	4,610.24	4,863	\$	0.00	0
Sonic Healthcare Limited	3,796.80	802	\$	26,474.02	802
Spark New Zealand Limited	2,754.90	5,102	\$	22,091.66	5,102
Telstra Corporation Limited	2,494.08	5,983	\$	23,034.55	5,983
Wesfarmers Limited	32,977.80	558	\$	23,385.78	558
Westpac Banking Corporation	3,990.26	1,546	\$	30,147.00	1,546
Westpac Banking Corporation - Cap Note 3-Bbsw+3.40% Perp Non-Cum 2013-27	20,900.00	200	\$	20,030.00	200
Woodside Energy Group Ltd	\$ 0.00		\$	2,037.76	64

Total Shares in Listed Companies	510,883.17	\$	474,280.17
---	-------------------	-----------	-------------------

Stapled Securities

Transurban Group - 28,286.73 Shares/Units Fully Paid Triple Stapled	1,777	\$	28,400.50	1,975
---	-------	----	-----------	-------

Total Stapled Securities	25,286.71	\$	28,400.50
---------------------------------	------------------	-----------	------------------

Units In Listed Unit Trusts

KKR- Credit Income Fund - Ordinary Units Fully Paid	10,000	\$	18,200.00	10,000
---	--------	----	-----------	--------

Total Units In Listed Unit Trusts	10,000.00	\$	18,200.00
--	------------------	-----------	------------------

Total Investments	\$ 558,973.88	\$	520,880.67
--------------------------	----------------------	-----------	-------------------

Other Assets

Cash At Bank

BankWest #50447	9.24	\$	5.72	
CBA Cash Account	570.79			\$ 0.00
ING Bank #2352	17,070.88	\$	21,422.89	
ING Bank #5991	54,897.47	\$	34,762.03	

Total Cash At Bank	72,548.38	\$	56,190.64
---------------------------	------------------	-----------	------------------

Receivables

Investment Income Receivable

Distributions

Stapled Securities

Transurban Group - Ordinary Shares/Units Fully Paid Triple Stapled	\$ 474.00	\$	474.00
--	-----------	----	--------

Total Stapled Securities	\$ 474.00	\$	474.00
---------------------------------	------------------	-----------	---------------

Units In Listed Unit Trusts

KKR- Credit Income Fund - Ordinary Units Fully Paid	\$ 152.25	\$	152.25
---	-----------	----	--------

Total Units In Listed Unit Trusts	\$ 152.25	\$	152.25
--	------------------	-----------	---------------

Total Distributions	614.29	\$	626.25
----------------------------	---------------	-----------	---------------

Dividends

Shares in Listed Companies

Ampol Limited	77.28	\$	0.00
Saltex Australia Limited	58.82	\$	0.00

Total Shares in Listed Companies			\$	0.00
Total Dividends	2,436.60		\$	0.00
Total Investment Income	626.25		\$	626.25
Total Receivables	3,050.89		\$	626.25
Current Tax Assets				
Income Tax Payable	556.00		\$	556.00
Franking Credits				
Managed Investments				
AMS Capital Wholesale Australian Property Fund			\$	0.00
Total Managed Investments			\$	0.00
Shares in Listed Companies				
Adevida Brightline Limited			\$	224.25
Amplify Limited	161.69		\$	313.28
ASX Limited	330.20		\$	319.94
BHF Group Limited	95.19		\$	1,547.97
Bravables Limited	58.07		\$	66.42
Colas Group Limited	144.68		\$	145.88
Commonwealth Bank of Australia			\$	660.54
CSL Limited		\$ 0.00	\$	6.06
Kelsian Group Limited		\$ 0.00	\$	145.89
Macquarie Group Limited			\$	223.72
National Australia Bank Limited			\$	820.78
Ramsay Health Care Limited			\$	286.34
SeaLink Travel Corporation Limited			\$	187.57
Sonic Healthcare Limited			\$	260.37
Telstra Corporation Limited			\$	410.26
Westfarmers Limited			\$	406.54
Westpac Banking Corporation			\$	801.71
Westpac Banking Corporation - Cap Note 3-Bbsw+3.40% Perp Non-Cum Red T-03-20			\$	208.48
Westpac Banking Corporation - Cap Note 3-Bbsw+4.00% Perp Non-Cum Red T-03-21			\$	0.00
Total Shares in Listed Companies			\$	7,036.00
Stapled Securities				
Transurban Group Ordinary Shares/Units Fully Paid Triple Stapled			\$	9.06
Total Stapled Securities			\$	9.06
Total Franking Credits	4,209.48		\$	7,045.06
Foreign Tax Credits				
Shares in Listed Companies				
Spark New Zealand Limited - Ordinary Fully Paid Foreign Exempt Nzx			\$	213.25
Total Shares in Listed Companies			\$	213.25
Total Foreign Tax Credits	207.34		\$	213.25
Excessive Foreign Tax Credit Written Off	207.34		\$	213.25
Total Current Tax Assets	4,765.48		\$	7,601.06
Total Other Assets	80,364.75		\$	64,417.95
Total Assets	639,338.63		\$	585,298.62

Liabilities

Total Liabilities			\$	0.00
-------------------	--	--	----	------

Member Entitlements**Member Entitlement Accounts****Mr Michael Deacon**

Pension Account - Michael Deacon		\$ 639,338.63	\$	585,298.62
----------------------------------	--	---------------	----	------------

Total Mr Michael Deacon		\$ 639,338.63	\$	585,298.62
-------------------------	--	---------------	----	------------

Total Member Entitlement Accounts		\$ 639,338.63	\$	585,298.62
-----------------------------------	--	---------------	----	------------

Total Member Entitlements		\$ 639,338.63	\$	585,298.62
---------------------------	--	---------------	----	------------

Net Total		\$ 756,849.51	\$ 756,849.51	\$ 668,674.97	\$ 668,674.97
------------------	--	---------------	---------------	---------------	---------------