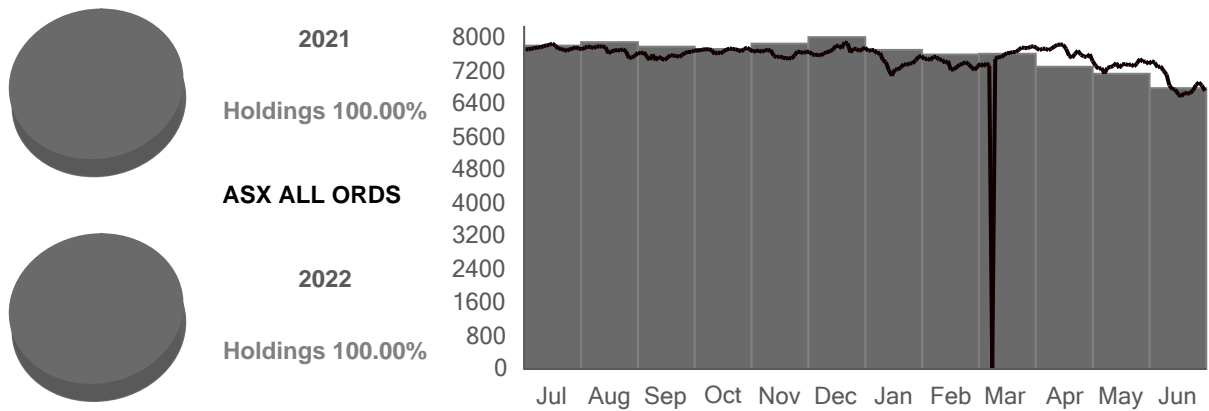




Financial Year Summary

01 Jul 2021 - 30 Jun 2022

Summary Information A/C 254510	+/-	
Holdings valuation at start of period		\$357,415.62
Holdings valuation at end of period	(\$56,602.83)	\$300,812.79
Portfolio at start of period		\$357,415.62
Portfolio at end of period	(\$56,602.83)	\$300,812.79
Total portfolio value		\$300,812.79
Total brokerage		\$114.36
Information service fees		\$0.00
Estimated dividends and distributions		\$7,715.48
Estimated franking credits		\$1,754.88



While every effort has been made to provide you with an accurate statement, we give no warranty of accuracy or reliability and take no responsibility for any errors or omissions including negligence by any officers, employees or agents. We encourage you to confirm the information, holdings and valuations contained herein. Information contained in the report may only relate to the period since you commenced our service.

Copyright © 2022 Third Party Platform Pty Limited. All rights reserved.

Macquarie Online Trading is a service provided by Third Party Platform Pty Ltd ("TPP") ABN 74 121 227 905 AFSL No. 314341, at the request of Macquarie Bank Limited ABN 46 008 583 542 AFSL 237502 ("MBL"). TPP is a Participant of the ASX Group. Neither TPP nor MBL are representatives of each other. Some of the fees paid to TPP for the provision of its services will be remitted to MBL. TPP and MBL do not provide personal financial advice in relation to Macquarie Online Trading. You should consider your own financial situation, particular needs and investment objectives before acting on any of the information available on this report.

Holdings valuation

01 Jul 2021 - 30 Jun 2022

Holdings valuation at 1 Jul 2021

\$357,415.62

Equities

ASX code	Description	Quantity	Cost Price	Price	Value
MGOC	MAGGLOBOC OPEN CL	16,028	\$0.00	\$2.750	\$44,077.00
VAP	V300APROP ETF UNITS	325	\$91.92	\$90.490	\$29,409.25
VGB	VGOVBOND ETF UNITS	540	\$53.54	\$51.530	\$27,826.20
VHY	VHIGHYIELD ETF UNITS	260	\$61.56	\$67.080	\$17,440.80
Sub total					\$118,753.25

Interest Rate Securities

ASX code	Description	Quantity	Cost Price	Price	Value
CGFPB	CHALLENGER NYR3QUT	160	\$105.33	\$104.520	\$16,723.20
WBCPH	WESTPAC NYR3QUT	210	\$0.00	\$103.280	\$21,688.80
WBCPJ	WESTPAC NYR3QUT	300	\$0.00	\$104.500	\$31,350.00
Sub total					\$69,762.00

Managed Funds

ASX code	Description	Quantity	Cost Price	Price	Value
BAM04	FIDANTEPL CSA0048AU	39,797.7842	\$0.93	\$0.872	\$34,703.67
FIL07	FIDELITY FID0007AU	1,346.97	\$27.50	\$37.2919	\$50,231.07
FIL08	FIDELITY FID0008AU	1,370.98	\$36.51	\$40.418	\$55,412.27
RAI02	RARE (FNK) TGP0034AU	22,052.3375	\$1.36	\$1.2948	\$28,553.37
Sub total					\$168,900.37

Holdings valuation at 30 Jun 2022

\$300,812.79

While every effort has been made to provide you with an accurate statement, we give no warranty of accuracy or reliability and take no responsibility for any errors or omissions including negligence by any officers, employees or agents. We encourage you to confirm the information, holdings and valuations contained herein. Information contained in the report may only relate to the period since you commenced our service.

Copyright © 2022 Third Party Platform Pty Limited. All rights reserved.

Macquarie Online Trading is a service provided by Third Party Platform Pty Ltd ("TPP") ABN 74 121 227 905 AFSL No. 314341, at the request of Macquarie Bank Limited ABN 46 008 583 542 AFSL 237502 ("MBL"). TPP is a Participant of the ASX Group. Neither TPP nor MBL are representatives of each other. Some of the fees paid to TPP for the provision of its services will be remitted to MBL. TPP and MBL do not provide personal financial advice in relation to Macquarie Online Trading. You should consider your own financial situation, particular needs and investment objectives before acting on any of the information available on this report.

Holdings valuation (continued)

01 Jul 2021 - 30 Jun 2022

Equities

ASX code	Description	Quantity	Cost Price	Price	Value
MGOC	MAGGLOBOC OPEN CL	16,028	\$0.00	\$2.320	\$37,184.96
NHC	NEW HOPE FPO	5,320	\$3.77	\$3.460	\$18,407.20
VAP	V300APROP ETF UNITS	325	\$91.92	\$76.000	\$24,700.00
VHY	VHIGHYIELD ETF UNITS	260	\$61.56	\$62.700	\$16,302.00
Sub total					\$96,594.16

Interest Rate Securities

ASX code	Description	Quantity	Cost Price	Price	Value
CGFPB	CHALLENGER NYR3QUT	160	\$105.33	\$100.160	\$16,025.60
WBCPH	WESTPAC NYR3QUT	210	\$0.00	\$100.510	\$21,107.10
WBCPJ	WESTPAC NYR3QUT	300	\$0.00	\$100.150	\$30,045.00
Sub total					\$67,177.70

Managed Funds

ASX code	Description	Quantity	Cost Price	Price	Value
BAM04	FIDANTEPL CSA0048AU	39,797.7842	\$0.93	\$0.8029	\$31,953.64
FIL07	FIDELITY FID0007AU	1,091.97	\$27.50	\$32.0766	\$35,026.68
FIL08	FIDELITY FID0008AU	1,125.98	\$36.51	\$35.5471	\$40,025.32
RAI02	RARE (FNK) TGP0034AU	22,052.3375	\$1.36	\$1.362	\$30,035.28
Sub total					\$137,040.93

While every effort has been made to provide you with an accurate statement, we give no warranty of accuracy or reliability and take no responsibility for any errors or omissions including negligence by any officers, employees or agents. We encourage you to confirm the information, holdings and valuations contained herein. Information contained in the report may only relate to the period since you commenced our service.

Copyright © 2022 Third Party Platform Pty Limited. All rights reserved.

Macquarie Online Trading is a service provided by Third Party Platform Pty Ltd ("TPP") ABN 74 121 227 905 AFSL No. 314341, at the request of Macquarie Bank Limited ABN 46 008 583 542 AFSL 237502 ("MBL"). TPP is a Participant of the ASX Group. Neither TPP nor MBL are representatives of each other. Some of the fees paid to TPP for the provision of its services will be remitted to MBL. TPP and MBL do not provide personal financial advice in relation to Macquarie Online Trading. You should consider your own financial situation, particular needs and investment objectives before acting on any of the information available on this report.












Holdings valuation (continued)

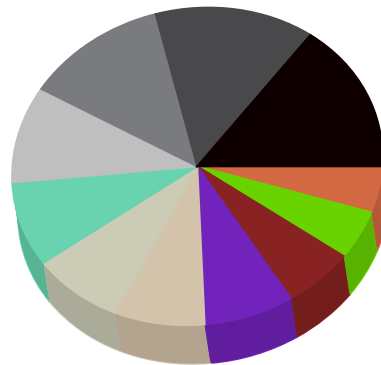
01 Jul 2021 - 30 Jun 2022

Holdings valuation at 1 Jul 2021

\$357,415.62

Holdings composition 1 Jul 2021












 FIL08 15.50%	 WBCPJ 8.77%	 WBCPH 6.07%
 FIL07 14.05%	 VAP 8.23%	 VHY 4.88%
 MGOC 12.33%	 RAI02 7.99%	 CGFPB 4.68%
 BAM04 9.71%	 VGB 7.79%	

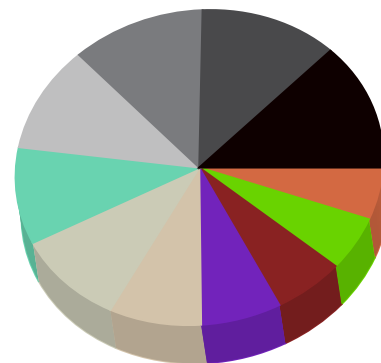


Holdings valuation at 30 Jun 2022

\$300,812.79

Holdings composition 30 Jun 2022

 FIL08 13.31%	 WBCPJ 9.99%	 NHC 6.12%
 MGOC 12.36%	 RAI02 9.98%	 VHY 5.42%
 FIL07 11.64%	 VAP 8.21%	 CGFPB 5.33%
 BAM04 10.62%	 WBCPH 7.02%	



While every effort has been made to provide you with an accurate statement, we give no warranty of accuracy or reliability and take no responsibility for any errors or omissions including negligence by any officers, employees or agents. We encourage you to confirm the information, holdings and valuations contained herein. Information contained in the report may only relate to the period since you commenced our service.

Copyright © 2022 Third Party Platform Pty Limited. All rights reserved.

Macquarie Online Trading is a service provided by Third Party Platform Pty Ltd ("TPP") ABN 74 121 227 905 AFSL No. 314341, at the request of Macquarie Bank Limited ABN 46 008 583 542 AFSL 237502 ("MBL"). TPP is a Participant of the ASX Group. Neither TPP nor MBL are representatives of each other. Some of the fees paid to TPP for the provision of its services will be remitted to MBL. TPP and MBL do not provide personal financial advice in relation to Macquarie Online Trading. You should consider your own financial situation, particular needs and investment objectives before acting on any of the information available on this report.

Transaction summary

01 Jul 2021 - 30 Jun 2022

Equities

NHC NEW HOPE CORPORATION ORDINARY

Date	Type	Action	Quantity	Unit price	Trade value	Brokerage	Other fees	GST	Total value
13/04/2022	Buy	B22047057	5,320	\$3.7700	\$20,056.40	\$21.88	\$0.00	\$2.19	\$20,080.47
Sub total			5,320						

VGB VNGD AUS GOV BOND ETF UNITS

Date	Type	Action	Quantity	Unit price	Trade value	Brokerage	Other fees	GST	Total value
24/10/2019	Buy	B4643337	540	\$53.4800	\$28,879.20	\$31.51	\$0.00	\$3.15	\$28,913.86
13/04/2022	Sell	S22047050	(540)	\$46.7500	(\$25,245.00)	\$27.54	\$0.00	\$2.75	(\$25,214.71)
Sub total			0						

Managed Funds

FIL07 FIDELITY AUST. FIDELITY GLOBAL EQ

Date	Type	Action	Quantity	Unit price	Trade value	Brokerage	Other fees	GST	Total value
28/10/2019	Buy	0030054	1,346.97	\$27.4691	\$37,000.00	\$33.63	\$0.00	\$3.36	\$37,036.99
08/09/2021	Sell	1016222	(255)	\$38.8593	(\$9,909.12)	\$27.27	\$0.00	\$2.73	(\$9,879.12)
Sub total			1,091.97						

FIL08 FIDELITY AUST. FIDELITY AUS EQ

Date	Type	Action	Quantity	Unit price	Trade value	Brokerage	Other fees	GST	Total value
28/10/2019	Buy	0030053	1,370.98	\$36.4703	\$50,000.00	\$45.45	\$0.00	\$4.55	\$50,050.00
08/09/2021	Sell	1016223	(245)	\$41.6184	(\$10,196.51)	\$27.27	\$0.00	\$2.73	(\$10,166.51)
Sub total			1,125.98						

While every effort has been made to provide you with an accurate statement, we give no warranty of accuracy or reliability and take no responsibility for any errors or omissions including negligence by any officers, employees or agents. We encourage you to confirm the information, holdings and valuations contained herein. Information contained in the report may only relate to the period since you commenced our service.

Copyright © 2022 Third Party Platform Pty Limited. All rights reserved.

Macquarie Online Trading is a service provided by Third Party Platform Pty Ltd ("TPP") ABN 74 121 227 905 AFSL No. 314341, at the request of Macquarie Bank Limited ABN 46 008 583 542 AFSL 237502 ("MBL"). TPP is a Participant of the ASX Group. Neither TPP nor MBL are representatives of each other. Some of the fees paid to TPP for the provision of its services will be remitted to MBL. TPP and MBL do not provide personal financial advice in relation to Macquarie Online Trading. You should consider your own financial situation, particular needs and investment objectives before acting on any of the information available on this report.

Brokerage & information services

01 Jul 2021 - 30 Jun 2022

September 2021	Amount	GST	Total
Brokerage and trail fees	\$54.54	\$5.46	\$60.00
Information services	\$0.00	\$0.00	\$0.00
	\$54.54	\$5.46	\$60.00

April 2022	Amount	GST	Total
Brokerage and trail fees	\$49.42	\$4.94	\$54.36
Information services	\$0.00	\$0.00	\$0.00
	\$49.42	\$4.94	\$54.36

Brokerage total	\$103.96	\$10.40	\$114.36
Information services total	\$0.00	\$0.00	\$0.00

While every effort has been made to provide you with an accurate statement, we give no warranty of accuracy or reliability and take no responsibility for any errors or omissions including negligence by any officers, employees or agents. We encourage you to confirm the information, holdings and valuations contained herein. Information contained in the report may only relate to the period since you commenced our service.

Copyright © 2022 Third Party Platform Pty Limited. All rights reserved.

Macquarie Online Trading is a service provided by Third Party Platform Pty Ltd ("TPP") ABN 74 121 227 905 AFSL No. 314341, at the request of Macquarie Bank Limited ABN 46 008 583 542 AFSL 237502 ("MBL"). TPP is a Participant of the ASX Group. Neither TPP nor MBL are representatives of each other. Some of the fees paid to TPP for the provision of its services will be remitted to MBL. TPP and MBL do not provide personal financial advice in relation to Macquarie Online Trading. You should consider your own financial situation, particular needs and investment objectives before acting on any of the information available on this report.

Estimated dividends & distributions

01 Jul 2021 - 30 Jun 2022

CGFPB CHALLENGER LIMITED CN 3M PER Q RD T-23

Ex div. date	Payment date	Type	Div. amount	Franking %	Balance	Franking credit	Est. dividend
12/08/2021	23/08/2021	Interim	\$0.77	100.00%	160	\$52.80	\$123.20
11/11/2021	22/11/2021	Interim	\$0.77	100.00%	160	\$52.80	\$123.20
11/02/2022	22/02/2022	Interim	\$0.78	100.00%	160	\$53.49	\$124.80
12/05/2022	23/05/2022	Interim	\$0.77	100.00%	160	\$52.80	\$123.20
Estimated sub total						\$211.89	\$494.40

MGOC MAGELLANGLOOPENCLASS OPEN CLASS

Ex div. date	Payment date	Type	Div. amount	Franking %	Balance	Franking credit	Est. dividend
01/07/2021	21/07/2021	Final	\$0.051	0.00%	16,028	\$0.00	\$817.43
04/01/2022	19/01/2022	Interim	\$0.051	0.00%	16,028	\$0.00	\$817.43
Estimated sub total						\$0.00	\$1,634.86

NHC NEW HOPE CORPORATION ORDINARY

Ex div. date	Payment date	Type	Div. amount	Franking %	Balance	Franking credit	Est. dividend
14/04/2022	04/05/2022	Interim	\$0.30	100.00%	5,320	\$684.00	\$1,596.00
Estimated sub total						\$684.00	\$1,596.00

While every effort has been made to provide you with an accurate statement, we give no warranty of accuracy or reliability and take no responsibility for any errors or omissions including negligence by any officers, employees or agents. We encourage you to confirm the information, holdings and valuations contained herein. Information contained in the report may only relate to the period since you commenced our service.

Copyright © 2022 Third Party Platform Pty Limited. All rights reserved.

Macquarie Online Trading is a service provided by Third Party Platform Pty Ltd ("TPP") ABN 74 121 227 905 AFSL No. 314341, at the request of Macquarie Bank Limited ABN 46 008 583 542 AFSL 237502 ("MBL"). TPP is a Participant of the ASX Group. Neither TPP nor MBL are representatives of each other. Some of the fees paid to TPP for the provision of its services will be remitted to MBL. TPP and MBL do not provide personal financial advice in relation to Macquarie Online Trading. You should consider your own financial situation, particular needs and investment objectives before acting on any of the information available on this report.

Estimated dividends & distributions (continued)

01 Jul 2021 - 30 Jun 2022

VAP VN GD AUS PROP SEC ETF UNITS

Ex div. date	Payment date	Type	Div. amount	Franking %	Balance	Franking credit	Est. dividend
01/07/2021	16/07/2021	Final	\$2.742658	0.00%	325	\$0.00	\$891.36
01/10/2021	18/10/2021	Interim	\$0.591647	5.39%	325	\$4.44	\$192.29
04/01/2022	19/01/2022	Interim	\$0.533418	4.90%	325	\$3.64	\$173.36
01/04/2022	20/04/2022	Interim	\$1.037449	3.45%	325	\$4.99	\$337.17
Estimated sub total						\$13.07	\$1,594.18

VGB VN GD AUS GOV BOND ETF UNITS

Ex div. date	Payment date	Type	Div. amount	Franking %	Balance	Franking credit	Est. dividend
01/07/2021	16/07/2021	Final	\$0.295927	0.00%	540	\$0.00	\$159.80
01/10/2021	18/10/2021	Interim	\$0.119134	0.00%	540	\$0.00	\$64.33
04/01/2022	19/01/2022	Interim	\$0.127601	0.00%	540	\$0.00	\$68.90
01/04/2022	20/04/2022	Interim	\$0.09936	0.00%	540	\$0.00	\$53.65
Estimated sub total						\$0.00	\$346.68

While every effort has been made to provide you with an accurate statement, we give no warranty of accuracy or reliability and take no responsibility for any errors or omissions including negligence by any officers, employees or agents. We encourage you to confirm the information, holdings and valuations contained herein. Information contained in the report may only relate to the period since you commenced our service.

Copyright © 2022 Third Party Platform Pty Limited. All rights reserved.

Macquarie Online Trading is a service provided by Third Party Platform Pty Ltd ("TPP") ABN 74 121 227 905 AFSL No. 314341, at the request of Macquarie Bank Limited ABN 46 008 583 542 AFSL 237502 ("MBL"). TPP is a Participant of the ASX Group. Neither TPP nor MBL are representatives of each other. Some of the fees paid to TPP for the provision of its services will be remitted to MBL. TPP and MBL do not provide personal financial advice in relation to Macquarie Online Trading. You should consider your own financial situation, particular needs and investment objectives before acting on any of the information available on this report.

Estimated dividends & distributions (continued)

01 Jul 2021 - 30 Jun 2022

VHY		VNGD AUS HIGH YIELD ETF UNITS					
Ex div. date	Payment date	Type	Div. amount	Franking %	Balance	Franking credit	Est. dividend
01/07/2021	16/07/2021	Final	\$0.328271	86.23%	260	\$31.54	\$85.35
01/10/2021	18/10/2021	Interim	\$1.585725	93.07%	260	\$164.45	\$412.29
04/01/2022	19/01/2022	Interim	\$0.482057	83.98%	260	\$45.11	\$125.33
01/04/2022	20/04/2022	Interim	\$0.828143	92.97%	260	\$85.79	\$215.32
Estimated sub total						\$326.89	\$838.29

WBCPH		WESTPAC BANKING CORP CN 3M PER Q RD T-25					
Ex div. date	Payment date	Type	Div. amount	Franking %	Balance	Franking credit	Est. dividend
13/09/2021	22/09/2021	Interim	\$0.569	100.00%	210	\$51.21	\$119.49
13/12/2021	22/12/2021	Interim	\$0.5612	100.00%	210	\$50.51	\$117.85
11/03/2022	22/03/2022	Interim	\$0.5631	100.00%	210	\$50.68	\$118.25
10/06/2022	22/06/2022	Interim	\$0.599	100.00%	210	\$53.91	\$125.79
Estimated sub total						\$206.31	\$481.38

While every effort has been made to provide you with an accurate statement, we give no warranty of accuracy or reliability and take no responsibility for any errors or omissions including negligence by any officers, employees or agents. We encourage you to confirm the information, holdings and valuations contained herein. Information contained in the report may only relate to the period since you commenced our service.

Copyright © 2022 Third Party Platform Pty Limited. All rights reserved.

Macquarie Online Trading is a service provided by Third Party Platform Pty Ltd ("TPP") ABN 74 121 227 905 AFSL No. 314341, at the request of Macquarie Bank Limited ABN 46 008 583 542 AFSL 237502 ("MBL"). TPP is a Participant of the ASX Group. Neither TPP nor MBL are representatives of each other. Some of the fees paid to TPP for the provision of its services will be remitted to MBL. TPP and MBL do not provide personal financial advice in relation to Macquarie Online Trading. You should consider your own financial situation, particular needs and investment objectives before acting on any of the information available on this report.

Estimated dividends & distributions (continued)

01 Jul 2021 - 30 Jun 2022

WBCPJ WESTPAC BANKING CORP CN 3M PER Q RD T-27

Ex div. date	Payment date	Type	Div. amount	Franking %	Balance	Franking credit	Est. dividend
13/09/2021	22/09/2021	Interim	\$0.6043	100.00%	300	\$77.70	\$181.29
13/12/2021	22/12/2021	Interim	\$0.5961	100.00%	300	\$76.64	\$178.83
11/03/2022	22/03/2022	Interim	\$0.5976	100.00%	300	\$76.83	\$179.28
10/06/2022	22/06/2022	Interim	\$0.6343	100.00%	300	\$81.55	\$190.29
Estimated sub total						\$312.72	\$729.69
Estimated total						\$1,754.88	\$7,715.48

The information presented in this report is a general estimation and is intended as a guide for indicative purposes only. It is an extrapolation of our understanding of your holdings against publicly available dividend entitlement and payment information. It should not be considered a replacement for your own records. We encourage you to confirm the information and holdings represented here.

While every effort has been made to provide you with an accurate statement, we give no warranty of accuracy or reliability and take no responsibility for any errors or omissions including negligence by any officers, employees or agents. We encourage you to confirm the information, holdings and valuations contained herein. Information contained in the report may only relate to the period since you commenced our service.

Copyright © 2022 Third Party Platform Pty Limited. All rights reserved.

Macquarie Online Trading is a service provided by Third Party Platform Pty Ltd ("TPP") ABN 74 121 227 905 AFSL No. 314341, at the request of Macquarie Bank Limited ABN 46 008 583 542 AFSL 237502 ("MBL"). TPP is a Participant of the ASX Group. Neither TPP nor MBL are representatives of each other. Some of the fees paid to TPP for the provision of its services will be remitted to MBL. TPP and MBL do not provide personal financial advice in relation to Macquarie Online Trading. You should consider your own financial situation, particular needs and investment objectives before acting on any of the information available on this report.