
BLONDE JACKO SUPERANNUATION FUND

Reports

Table of Contents

Report Name

Fund Details Report

Trial Balance

General Ledger Audit Trail Report

Bank Account Movement Report

Investment Summary Report

Investment Movement and Returns Report

Investment Allocation

Foreign Cash Reconciliation

Statement of Taxable Income Report

Foreign Income and Expenses Worksheet

Tax Accounting Reconciliation

BLONDE JACKO SUPERANNUATION FUND

Fund Details Report

Fund Details

| | |
|-------------------------|----------------------------------|
| Fund Start Date | 27 June 2011 |
| Fund Code | BLONDEJ |
| Name | BLONDE JACKO SUPERANNUATION FUND |
| Previous Name | |
| Legal Type | SMSF |
| Is Resident | True |
| ABN | 94 094 736 891 |
| TFN | 927414118 |
| SFN | |
| RSE Registration Number | |
| RSE Effective Date | |

Fund Contact Details

| | |
|----------------------------------|------------------|
| Phone | |
| Fax | |
| Email | |
| URL | |
| Use Physical Address for Mailing | False |
| Physical Address | |
| Line 1 | 28 Monserra Road |
| Line 2 | |
| Line 3 | |
| Suburb | ALLAMBIE HEIGHTS |
| State | NSW |
| Postcode | 2100 |
| Validate Address | False |
| Mailing Address | |
| Addressee | |
| Line 1 | Suite 201 |
| Line 2 | 30 Fisher Road |
| Line 3 | |
| Suburb | DEE WHY |
| State | NSW |
| Postcode | 2099 |
| Validate Address | False |

Trust Deeds

| | | | |
|---------------------|---------------------------|---------------------|---------------|
| Deed Date | 27 June 2011 | Date Printed | |
| Jurisdiction | NSW | Deed Type | Establishment |
| Trustee Name | John Angelo & Gail Angelo | | |
| Deed Source | Not Supplied | | |
| Comments | | | |

BLONDE JACKO SUPERANNUATION FUND

Fund Details Report

Fund Investment Returns

| Financial Year | Rate Of Return |
|----------------|----------------|
| 2019 | Not Recorded |
| 2018 | Not Recorded |
| 2017 | Not Recorded |
| 2016 | Not Recorded |
| 2015 | Not Recorded |
| 2014 | Not Recorded |
| 2013 | Not Recorded |
| 2012 | Not Recorded |
| 2011 | Not Recorded |

Fund Settings

Annual Return Address Default Fund

Fund Policy

Fund Policy Start Date

Fund Policy End Date

GST

GST Status Non-Registered

GST Status Date

GST Tax Period

Pensions

Segregate for Pension Purposes

Pension Exempt % (Actuarial)

Pension Exempt % (Expenses)

Tax Effect Accounting

Use Tax Effect Accounting False

Capital Loss Provision % 0.00%

Income Loss Provision % 0.00%

Unrealised Gains Provision % 0.00%

Bank Accounts

| Code and Description | 682 - Cash at Bank 10960368 |
|------------------------|--|
| Account Type | Bank Account |
| BSB | 067-167 |
| Account Number | 10960368 |
| Account Name | John Angelo & Gail Angelo ATF BLONDE JACKO SUPERANNUATION FUND |
| Operational Account | True |
| Holding Reference Type | |
| Holding Reference | |
| In-House Asset | False |

BLONDE JACKO SUPERANNUATION FUND

Fund Details Report

Investment Accounts

Code and Description **AGL - AGL Energy Limited**

Holding Reference Type

Holding Reference

Security Issue Code AGL

Market Type Code LM

Unlisted Security Type Code

In-House Asset False

Code and Description **AMP - AMP Limited**

Holding Reference Type

Holding Reference

Security Issue Code AMP

Market Type Code LM

Unlisted Security Type Code

In-House Asset False

Code and Description **ANZ - Australia And New Zealand Banking Group Limited**

Holding Reference Type

Holding Reference

Security Issue Code ANZ

Market Type Code LM

Unlisted Security Type Code

In-House Asset False

Code and Description **CYB - Cybg PLC - Cdi 1:1 Foreign Exempt Lse**

Holding Reference Type

Holding Reference

Security Issue Code CYB

Market Type Code LM

Unlisted Security Type Code

In-House Asset False

Code and Description **ILU - Iluka Resources Limited**

Holding Reference Type

Holding Reference

Security Issue Code ILU

Market Type Code LM

Unlisted Security Type Code

In-House Asset False

Code and Description **NAB - National Australia Bank Limited**

Holding Reference Type

Holding Reference

Security Issue Code NAB

Market Type Code LM

Unlisted Security Type Code

In-House Asset False

Code and Description **NCM - Newcrest Mining Limited**

BLONDE JACKO SUPERANNUATION FUND

Fund Details Report

| | |
|-----------------------------|---|
| Holding Reference Type | |
| Holding Reference | |
| Security Issue Code | NCM |
| Market Type Code | LM |
| Unlisted Security Type Code | |
| In-House Asset | False |
| Code and Description | QBE - QBE Insurance Group Limited |
| Holding Reference Type | |
| Holding Reference | |
| Security Issue Code | QBE |
| Market Type Code | LM |
| Unlisted Security Type Code | |
| In-House Asset | False |
| Code and Description | SYD - Sydney Airport - Fully Paid Stapled Securities |
| Holding Reference Type | |
| Holding Reference | |
| Security Issue Code | SYD |
| Market Type Code | LM |
| Unlisted Security Type Code | |
| In-House Asset | False |
| Code and Description | TLS - Telstra Corporation Limited |
| Holding Reference Type | |
| Holding Reference | |
| Security Issue Code | TLS |
| Market Type Code | LM |
| Unlisted Security Type Code | |
| In-House Asset | False |
| Code and Description | WBC - Westpac Banking Corporation |
| Holding Reference Type | |
| Holding Reference | |
| Security Issue Code | WBC |
| Market Type Code | LM |
| Unlisted Security Type Code | |
| In-House Asset | False |
| Code and Description | WOW - Woolworths Group Limited |
| Holding Reference Type | |
| Holding Reference | |
| Security Issue Code | WOW |
| Market Type Code | LM |
| Unlisted Security Type Code | |
| In-House Asset | False |

BLONDE JACKO SUPERANNUATION FUND

Fund Details Report

Member Details

| | |
|----------------------------------|------------------|
| Member Number | 1 |
| Title | MR |
| First Name | John |
| Middle Names | William |
| Family Name | Angelo |
| Gender | Male |
| Date of Birth | 11 February 1954 |
| Date of Death | |
| Preferred Salutation | |
| Preferred Name | |
| Contact Details | |
| Preferred Voice Contact | |
| Preferred Written Contact | |
| Home Phone | |
| Work Phone | |
| Mobile | |
| Fax | |
| Direct | |
| Email | |
| Use Physical Address for Mailing | True |
| Physical Address | |
| Line 1 | 28 Monserra Road |
| Line 2 | |
| Line 3 | |
| Suburb | ALLAMBIE HEIGHTS |
| State | NSW |
| Postcode | 2100 |
| Validate Address | False |
| Member Details | |
| Join Fund Date | 27 June 2011 |
| Leave Fund Date | |
| ESP Start Date | 27 June 2011 |
| Australian Resident | True |
| TFN | 124551036 |
| Claim Tax Free Threshold | True |
| Death Sum Insured | 0.00 |
| TPD Sum Insured | 0.00 |
| Salary Continuance Sum Insured | 0.00 |

| | |
|----------------------|-------------------|
| Member Number | 2 |
| Title | MRS |
| First Name | Gail |
| Middle Names | |
| Family Name | Angelo |
| Gender | Female |
| Date of Birth | 26 September 1952 |
| Date of Death | |
| Preferred Salutation | |
| Preferred Name | |

BLONDE JACKO SUPERANNUATION FUND

Fund Details Report

Contact Details

Preferred Voice Contact

Preferred Written Contact

Home Phone

Work Phone

Mobile

Fax

Direct

Email

Use Physical Address for Mailing True

Physical Address

Line 1 28 Monserra Road

Line 2

Line 3

Suburb ALLAMBIE HEIGHTS

State NSW

Postcode 2100

Validate Address False

Member Details

Join Fund Date 27 November 2011

Leave Fund Date

ESP Start Date 27 November 2011

Australian Resident True

TFN 143735313

Claim Tax Free Threshold True

Death Sum Insured 0.00

TPD Sum Insured 0.00

Salary Continuance Sum Insured 0.00

BLONDE JACKO SUPERANNUATION FUND

Fund Details Report

BLONDE JACKO SUPERANNUATION FUND

Trial Balance as at 30 June 2018

| Prior Year | | Description | Current Year | |
|---|-----------|---|--------------|-----------|
| Debits | Credits | | Debits | Credits |
| INCOME | | | | |
| - | 65.00 | Contributions - Member | - | - |
| - | 500.00 | Contributions - Government Co-Contributions | - | - |
| - | 620.00 | Distributions | - | 690.00 |
| - | 22,998.67 | Dividends | - | 24,396.04 |
| - | - | Foreign Income | - | 11.20 |
| - | 503.94 | Interest | - | 517.88 |
| EXPENSE | | | | |
| 682.00 | - | Accountancy Fee | - | - |
| 220.00 | - | Auditor Fee | - | - |
| 259.00 | - | SMSF Supervisory Levy | - | - |
| - | 22,947.22 | Decrease in Market Value | 35,960.03 | - |
| INCOME TAX | | | | |
| 3,443.70 | - | Income Tax Expense | 3,841.80 | - |
| PROFIT & LOSS CLEARING ACCOUNT | | | | |
| 43,030.13 | - | Profit & Loss Clearing Account | - | 14,186.71 |
| ASSETS | | | | |
| 323,575.91 | - | Shares in Listed Companies | 302,062.71 | - |
| 14,180.00 | - | Stapled Securities | 14,320.00 | - |
| 62,715.20 | - | Cash At Bank | 66,618.01 | - |
| 3,382.69 | - | Current Tax Assets | 6,666.37 | - |
| LIABILITIES | | | | |

BLONDE JACKO SUPERANNUATION FUND

Trial Balance as at 30 June 2018

| Prior Year | | Description | Current Year | |
|-------------------|-------------------|--|-------------------|-------------------|
| Debits | Credits | | Debits | Credits |
| - | 403,853.80 | MEMBER ENTITLEMENTS Mr John Angelo | - | 389,667.09 |
| <u>451,488.63</u> | <u>451,488.63</u> | | <u>429,468.92</u> | <u>429,468.92</u> |

BLONDE JACKO SUPERANNUATION FUND**General Ledger Audit Trail**

For the period from 1 July 2017 to 30 June 2018

| Processed Date & User | Date | Description | State | Amount |
|--|---|-------------|--|-----------------------|
| Income | | | | |
| Investment Income · Distributions · Stapled Securities · Sydney Airport - Fully Paid Stapled Securities | | | | |
| 3/05/2019 | pasandi@armstrongadvisory.com.au | 1/07/2017 | SYD DRP NIL DISCOUNT | Accounted 330.00 Cr |
| 3/05/2019 | Income Announcement | 28/12/2017 | SYD DRP NIL DISCOUNT | Accounted 360.00 Cr |
| Investment Income · Dividends · Shares in Listed Companies · Australia And New Zealand Banking Group Limited | | | | |
| 3/05/2019 | pasandi@armstrongadvisory.com.au | 3/07/2017 | ANZ 80C FRANKED @ 30%; DRP & BSP NIL DISC | Accounted 1,434.29 Cr |
| 3/05/2019 | pasandi@armstrongadvisory.com.au | 18/12/2017 | ANZ 80C FRANKED @ 30%; DRP & BSP NIL DISC | Accounted 1,474.29 Cr |
| Investment Income · Dividends · Shares in Listed Companies · National Australia Bank Limited | | | | |
| 3/05/2019 | pasandi@armstrongadvisory.com.au | 5/07/2017 | NAB 99C FRANKED@ 30%;DRP&BSP NIL DISCOUNT | Accounted 3,928.89 Cr |
| 3/05/2019 | pasandi@armstrongadvisory.com.au | 13/12/2017 | NAB 99C FR@ 30%; DRP; BSP NIL DISCOUNT | Accounted 4,057.59 Cr |
| Investment Income · Dividends · Shares in Listed Companies · QBE Insurance Group Limited | | | | |
| 22/06/2018 | Income Announcement | 29/09/2017 | QBE 6.6C FR@30%;15.4C CFI; DRP&BSP NIL DISC | Accounted 248.29 Cr |
| 22/06/2018 | Income Announcement | 20/04/2018 | QBE 1.2C FR@30%;2.8C CFI; DRP&BSP NIL DISC | Accounted 45.14 Cr |
| Investment Income · Dividends · Shares in Listed Companies · Telstra Corporation Limited | | | | |
| 3/05/2019 | Income Announcement - Modified by automatch | 28/09/2017 | TLS 15.5C FRANKED @ 30% D.R.P. SUSPENDED | Accounted 2,355.33 Cr |
| 3/05/2019 | pasandi@armstrongadvisory.com.au | 29/03/2018 | TLS 11C FRANKED@30%; 3.5C SPECIAL; DRP | Accounted 1,671.53 Cr |
| Investment Income · Dividends · Shares in Listed Companies · Westpac Banking Corporation | | | | |
| 3/05/2019 | pasandi@armstrongadvisory.com.au | 4/07/2017 | WBC 94C FRANKED@30%; DRP | Accounted 1,768.54 Cr |
| 3/05/2019 | pasandi@armstrongadvisory.com.au | 22/12/2017 | WBC 94C FRANKED@30%; DRP NIL DISCOUNT | Accounted 1,824.94 Cr |
| Investment Income · Dividends · Shares in Listed Companies · AGL Energy Limited | | | | |
| 3/05/2019 | pasandi@armstrongadvisory.com.au | 22/09/2017 | AGL 40C FRANKED@30%; 10C CFI; DRP NIL DISC | Accounted 803.03 Cr |
| 3/05/2019 | pasandi@armstrongadvisory.com.au | 26/03/2018 | AGL 43.2C FRANKED@30%; 10.8C CFI; DRP NIL DISC | Accounted 885.40 Cr |
| Investment Income · Dividends · Shares in Listed Companies · AMP Limited | | | | |
| 3/05/2019 | pasandi@armstrongadvisory.com.au | 29/09/2017 | AMP 13.05C FR@30%; 1.45C CFI; DRP NIL DISC | Accounted 1,245.36 Cr |
| 3/05/2019 | pasandi@armstrongadvisory.com.au | 28/03/2018 | AMP 13.05C FR@30%; 1.45C CFI; DRP NIL DISC | Accounted 1,281.31 Cr |
| Investment Income · Dividends · Shares in Listed Companies · Iluka Resources Limited | | | | |
| 3/05/2019 | Income Announcement | 27/09/2017 | ILU 6C FRANKED @ 30% | Accounted 85.71 Cr |
| 3/05/2019 | Income Announcement | 23/04/2018 | ILU 25C FRANKED @ 30%; DRP | Accounted 357.14 Cr |
| Investment Income · Dividends · Shares in Listed Companies · Newcrest Mining Limited | | | | |
| 3/05/2019 | pasandi@armstrongadvisory.com.au | 27/10/2017 | NCM US7.5C; US5.25C FR@30%;NIL CFI;DRP | Accounted 124.14 Cr |
| 3/05/2019 | pasandi@armstrongadvisory.com.au | 2/05/2018 | NCM US7.5C FR@30%;DRP NIL DISCOUNT | Accounted 140.84 Cr |
| Investment Income · Dividends · Shares in Listed Companies · Woolworths Group Limited | | | | |
| 22/06/2018 | Income Announcement | 6/10/2017 | WOW 50C FRANKED @ 30%; DRP | Accounted 357.14 Cr |
| 22/06/2018 | Income Announcement | 6/04/2018 | WOW 43C FRANKED @ 30%; DRP | Accounted 307.14 Cr |
| Investment Income · Foreign Income · Foreign Dividend · Shares in Listed Companies · Cybg PLC - Cdi 1:1 Foreign Exe | | | | |
| 3/05/2019 | Income Announcement | 16/02/2018 | CYB 1 PENCE; UNFRANKED; NIL CFI | Accounted 11.20 Cr |

BLONDE JACKO SUPERANNUATION FUND

General Ledger Audit Trail

For the period from 1 July 2017 to 30 June 2018

| Processed Date & User | Date | Description | State | Amount |
|-----------------------|------|-------------|-------|--------|
|-----------------------|------|-------------|-------|--------|

Income

Investment Income · Interest · Cash At Bank · Cash at Bank 10960368

| | | | | | | |
|-----------|-------------------|-----------|-----------------|-----------|-------|----|
| 3/05/2019 | Transaction Rules | 1/07/2017 | Credit Interest | Accounted | 40.34 | Cr |
| 3/05/2019 | Transaction Rules | 1/08/2017 | Credit Interest | Accounted | 42.64 | Cr |
| 3/05/2019 | Transaction Rules | 1/09/2017 | Credit Interest | Accounted | 42.80 | Cr |
| 3/05/2019 | Transaction Rules | 1/10/2017 | Credit Interest | Accounted | 41.66 | Cr |
| 3/05/2019 | Transaction Rules | 1/11/2017 | Credit Interest | Accounted | 44.40 | Cr |
| 3/05/2019 | Transaction Rules | 1/12/2017 | Credit Interest | Accounted | 43.03 | Cr |
| 3/05/2019 | Transaction Rules | 1/01/2018 | Credit Interest | Accounted | 44.49 | Cr |
| 3/05/2019 | Transaction Rules | 1/02/2018 | Credit Interest | Accounted | 44.52 | Cr |
| 3/05/2019 | Transaction Rules | 1/03/2018 | Credit Interest | Accounted | 40.36 | Cr |
| 3/05/2019 | Transaction Rules | 1/04/2018 | Credit Interest | Accounted | 44.83 | Cr |
| 3/05/2019 | Transaction Rules | 1/05/2018 | Credit Interest | Accounted | 43.58 | Cr |
| 3/05/2019 | Transaction Rules | 1/06/2018 | Credit Interest | Accounted | 45.23 | Cr |

Expenses

Investment Losses · Decrease in Market Value · Shares in Listed Companies · Australia And New Zealand Banking Gro

| | | | | | | |
|-----------|----------------------------------|------------|-------------------------|-----------|--------|----|
| 3/05/2019 | pasandi@armstrongadvisory.com.au | 30/06/2018 | Market Value Adjustment | Accounted | 633.36 | Dr |
|-----------|----------------------------------|------------|-------------------------|-----------|--------|----|

Investment Losses · Decrease in Market Value · Shares in Listed Companies · National Australia Bank Limited

| | | | | | | |
|-----------|----------------------------------|------------|-------------------------|-----------|----------|----|
| 3/05/2019 | pasandi@armstrongadvisory.com.au | 30/06/2018 | Market Value Adjustment | Accounted | 6,520.90 | Dr |
|-----------|----------------------------------|------------|-------------------------|-----------|----------|----|

Investment Losses · Decrease in Market Value · Shares in Listed Companies · QBE Insurance Group Limited

| | | | | | | |
|-----------|----------------------------------|------------|-------------------------|-----------|----------|----|
| 3/05/2019 | pasandi@armstrongadvisory.com.au | 30/06/2018 | Market Value Adjustment | Accounted | 2,070.00 | Dr |
|-----------|----------------------------------|------------|-------------------------|-----------|----------|----|

Investment Losses · Decrease in Market Value · Shares in Listed Companies · Telstra Corporation Limited

| | | | | | | |
|-----------|----------------------------------|------------|-------------------------|-----------|-----------|----|
| 3/05/2019 | pasandi@armstrongadvisory.com.au | 30/06/2018 | Market Value Adjustment | Accounted | 18,138.95 | Dr |
|-----------|----------------------------------|------------|-------------------------|-----------|-----------|----|

Investment Losses · Decrease in Market Value · Shares in Listed Companies · Westpac Banking Corporation

| | | | | | | |
|-----------|----------------------------------|------------|-------------------------|-----------|----------|----|
| 3/05/2019 | pasandi@armstrongadvisory.com.au | 30/06/2018 | Market Value Adjustment | Accounted | 1,706.41 | Dr |
|-----------|----------------------------------|------------|-------------------------|-----------|----------|----|

Investment Losses · Decrease in Market Value · Shares in Listed Companies · AGL Energy Limited

| | | | | | | |
|-----------|----------------------------------|------------|-------------------------|-----------|----------|----|
| 3/05/2019 | pasandi@armstrongadvisory.com.au | 30/06/2018 | Market Value Adjustment | Accounted | 3,610.38 | Dr |
|-----------|----------------------------------|------------|-------------------------|-----------|----------|----|

Investment Losses · Decrease in Market Value · Shares in Listed Companies · AMP Limited

| | | | | | | |
|-----------|----------------------------------|------------|-------------------------|-----------|-----------|----|
| 3/05/2019 | pasandi@armstrongadvisory.com.au | 30/06/2018 | Market Value Adjustment | Accounted | 10,669.43 | Dr |
|-----------|----------------------------------|------------|-------------------------|-----------|-----------|----|

Investment Losses · Decrease in Market Value · Shares in Listed Companies · Cybg PLC - Cdi 1:1 Foreign Exempt Lse

| | | | | | | |
|-----------|----------------------------------|------------|-------------------------|-----------|--------|----|
| 3/05/2019 | pasandi@armstrongadvisory.com.au | 30/06/2018 | Market Value Adjustment | Accounted | 594.32 | Cr |
|-----------|----------------------------------|------------|-------------------------|-----------|--------|----|

Investment Losses · Decrease in Market Value · Shares in Listed Companies · Iluka Resources Limited

| | | | | | | |
|-----------|----------------------------------|------------|-------------------------|-----------|----------|----|
| 3/05/2019 | pasandi@armstrongadvisory.com.au | 30/06/2018 | Market Value Adjustment | Accounted | 2,500.00 | Cr |
|-----------|----------------------------------|------------|-------------------------|-----------|----------|----|

Investment Losses · Decrease in Market Value · Shares in Listed Companies · Newcrest Mining Limited

| | | | | | | |
|-----------|----------------------------------|------------|-------------------------|-----------|----------|----|
| 3/05/2019 | pasandi@armstrongadvisory.com.au | 30/06/2018 | Market Value Adjustment | Accounted | 1,665.08 | Cr |
|-----------|----------------------------------|------------|-------------------------|-----------|----------|----|

Investment Losses · Decrease in Market Value · Shares in Listed Companies · Woolworths Group Limited

| | | | | | | |
|-----------|----------------------------------|------------|-------------------------|-----------|----------|----|
| 3/05/2019 | pasandi@armstrongadvisory.com.au | 30/06/2018 | Market Value Adjustment | Accounted | 2,490.00 | Cr |
|-----------|----------------------------------|------------|-------------------------|-----------|----------|----|

BLONDE JACKO SUPERANNUATION FUND**General Ledger Audit Trail**

For the period from 1 July 2017 to 30 June 2018

| Processed Date & User | Date | Description | State | Amount |
|-----------------------|------|-------------|-------|--------|
|-----------------------|------|-------------|-------|--------|

Expenses**Investment Losses · Decrease in Market Value · Stapled Securities · Sydney Airport - Fully Paid Stapled Securities**

| | | | | | | |
|-----------|----------------------------------|------------|-------------------------|-----------|--------|----|
| 3/05/2019 | pasandi@armstrongadvisory.com.au | 30/06/2018 | Market Value Adjustment | Accounted | 140.00 | Cr |
|-----------|----------------------------------|------------|-------------------------|-----------|--------|----|

Income Tax**Income Tax Expense · Income Tax Expense**

| | | | | | | |
|-----------|----------------------------------|------------|-----------------|-----------|----------|----|
| 3/05/2019 | pasandi@armstrongadvisory.com.au | 30/06/2018 | Fund Income Tax | Accounted | 3,841.80 | Dr |
|-----------|----------------------------------|------------|-----------------|-----------|----------|----|

Assets**Investments · Shares in Listed Companies · Australia And New Zealand Banking Group Limited**

| | | | | | | |
|-----------|----------------------------------|------------|---|-----------|----------|----|
| 3/05/2019 | pasandi@armstrongadvisory.com.au | 3/07/2017 | ANZ 80C FRANKED @ 30%; DRP & BSP NIL DISC | Accounted | 1,004.00 | Dr |
| 3/05/2019 | pasandi@armstrongadvisory.com.au | 18/12/2017 | ANZ 80C FRANKED @ 30%; DRP & BSP NIL DISC | Accounted | 1,032.00 | Dr |
| 3/05/2019 | pasandi@armstrongadvisory.com.au | 30/06/2018 | Market Value Adjustment | Accounted | 633.36 | Cr |

Investments · Shares in Listed Companies · National Australia Bank Limited

| | | | | | | |
|-----------|----------------------------------|------------|---|-----------|----------|----|
| 3/05/2019 | pasandi@armstrongadvisory.com.au | 5/07/2017 | NAB 99C FRANKED@ 30%;DRP&BSP NIL DISCOUNT | Accounted | 2,750.22 | Dr |
| 3/05/2019 | pasandi@armstrongadvisory.com.au | 13/12/2017 | NAB 99C FR@ 30%; DRP; BSP NIL DISCOUNT | Accounted | 2,840.31 | Dr |
| 3/05/2019 | pasandi@armstrongadvisory.com.au | 30/06/2018 | Market Value Adjustment | Accounted | 6,520.90 | Cr |

Investments · Shares in Listed Companies · QBE Insurance Group Limited

| | | | | | | |
|-----------|----------------------------------|------------|-------------------------|-----------|----------|----|
| 3/05/2019 | pasandi@armstrongadvisory.com.au | 30/06/2018 | Market Value Adjustment | Accounted | 2,070.00 | Cr |
|-----------|----------------------------------|------------|-------------------------|-----------|----------|----|

Investments · Shares in Listed Companies · Telstra Corporation Limited

| | | | | | | |
|-----------|----------------------------------|------------|--|-----------|-----------|----|
| 3/05/2019 | pasandi@armstrongadvisory.com.au | 29/03/2018 | TLS 11C FRANKED@30%; 3.5C SPECIAL; DRP | Accounted | 1,170.07 | Dr |
| 3/05/2019 | pasandi@armstrongadvisory.com.au | 30/06/2018 | Market Value Adjustment | Accounted | 18,138.95 | Cr |

Investments · Shares in Listed Companies · Westpac Banking Corporation

| | | | | | | |
|-----------|----------------------------------|------------|---------------------------------------|-----------|----------|----|
| 3/05/2019 | pasandi@armstrongadvisory.com.au | 4/07/2017 | WBC 94C FRANKED@30%; DRP | Accounted | 1,237.98 | Dr |
| 3/05/2019 | pasandi@armstrongadvisory.com.au | 22/12/2017 | WBC 94C FRANKED@30%; DRP NIL DISCOUNT | Accounted | 1,277.46 | Dr |
| 3/05/2019 | pasandi@armstrongadvisory.com.au | 30/06/2018 | Market Value Adjustment | Accounted | 1,706.41 | Cr |

Investments · Shares in Listed Companies · AGL Energy Limited

| | | | | | | |
|-----------|----------------------------------|------------|--|-----------|----------|----|
| 3/05/2019 | pasandi@armstrongadvisory.com.au | 22/09/2017 | AGL 40C FRANKED@30%; 10C CFI; DRP NIL DISC | Accounted | 598.00 | Dr |
| 3/05/2019 | pasandi@armstrongadvisory.com.au | 26/03/2018 | AGL 43.2C FRANKED@30%; 10.8C CFI; DRP NIL DISC | Accounted | 659.34 | Dr |
| 3/05/2019 | pasandi@armstrongadvisory.com.au | 30/06/2018 | Market Value Adjustment | Accounted | 3,610.38 | Cr |

Investments · Shares in Listed Companies · AMP Limited

| | | | | | | |
|-----------|----------------------------------|------------|--|-----------|--------|----|
| 3/05/2019 | pasandi@armstrongadvisory.com.au | 29/09/2017 | AMP 13.05C FR@30%; 1.45C CFI; DRP NIL DISC | Accounted | 898.71 | Dr |
| 3/05/2019 | pasandi@armstrongadvisory.com.au | 28/03/2018 | AMP 13.05C FR@30%; 1.45C CFI; DRP NIL DISC | Accounted | 924.66 | Dr |

BLONDE JACKO SUPERANNUATION FUND**General Ledger Audit Trail****For the period from 1 July 2017 to 30 June 2018**

| Processed Date & User | Date | Description | State | Amount |
|----------------------------------|-------------|--------------------|--------------|---------------|
|----------------------------------|-------------|--------------------|--------------|---------------|

Assets**Investments · Shares in Listed Companies · AMP Limited**

| | | | | | | |
|-----------|----------------------------------|------------|-------------------------|-----------|-----------|----|
| 3/05/2019 | pasandi@armstrongadvisory.com.au | 30/06/2018 | Market Value Adjustment | Accounted | 10,669.43 | Cr |
|-----------|----------------------------------|------------|-------------------------|-----------|-----------|----|

Investments · Shares in Listed Companies · Cybg PLC - Cdi 1:1 Foreign Exempt Lse

| | | | | | | |
|-----------|----------------------------------|------------|-------------------------|-----------|--------|----|
| 3/05/2019 | pasandi@armstrongadvisory.com.au | 30/06/2018 | Market Value Adjustment | Accounted | 594.32 | Dr |
|-----------|----------------------------------|------------|-------------------------|-----------|--------|----|

Investments · Shares in Listed Companies · Iluka Resources Limited

| | | | | | | |
|-----------|----------------------------------|------------|-------------------------|-----------|----------|----|
| 3/05/2019 | pasandi@armstrongadvisory.com.au | 30/06/2018 | Market Value Adjustment | Accounted | 2,500.00 | Dr |
|-----------|----------------------------------|------------|-------------------------|-----------|----------|----|

Investments · Shares in Listed Companies · Newcrest Mining Limited

| | | | | | | |
|-----------|----------------------------------|------------|--|-----------|-------|----|
| 3/05/2019 | pasandi@armstrongadvisory.com.au | 27/10/2017 | NCM US7.5C; US5.25C FR@30%;NIL CFI;DRP | Accounted | 95.49 | Dr |
|-----------|----------------------------------|------------|--|-----------|-------|----|

| | | | | | | |
|-----------|----------------------------------|-----------|------------------------------------|-----------|-------|----|
| 3/05/2019 | pasandi@armstrongadvisory.com.au | 2/05/2018 | NCM US7.5C FR@30%;DRP NIL DISCOUNT | Accounted | 98.59 | Dr |
|-----------|----------------------------------|-----------|------------------------------------|-----------|-------|----|

| | | | | | | |
|-----------|----------------------------------|------------|-------------------------|-----------|----------|----|
| 3/05/2019 | pasandi@armstrongadvisory.com.au | 30/06/2018 | Market Value Adjustment | Accounted | 1,665.08 | Dr |
|-----------|----------------------------------|------------|-------------------------|-----------|----------|----|

Investments · Shares in Listed Companies · Woolworths Group Limited

| | | | | | | |
|-----------|----------------------------------|------------|-------------------------|-----------|----------|----|
| 3/05/2019 | pasandi@armstrongadvisory.com.au | 30/06/2018 | Market Value Adjustment | Accounted | 2,490.00 | Dr |
|-----------|----------------------------------|------------|-------------------------|-----------|----------|----|

Investments · Stapled Securities · Sydney Airport - Fully Paid Stapled Securities

| | | | | | | |
|-----------|----------------------------------|------------|-------------------------|-----------|--------|----|
| 3/05/2019 | pasandi@armstrongadvisory.com.au | 30/06/2018 | Market Value Adjustment | Accounted | 140.00 | Dr |
|-----------|----------------------------------|------------|-------------------------|-----------|--------|----|

Other Assets · Cash At Bank · Cash at Bank 10960368

| | | | | | | |
|-----------|----------------------------------|-----------|-----------------|-----------|-------|----|
| 3/05/2019 | pasandi@armstrongadvisory.com.au | 1/07/2017 | Credit Interest | Accounted | 40.34 | Dr |
|-----------|----------------------------------|-----------|-----------------|-----------|-------|----|

| | | | | | | |
|-----------|----------------------------------|-----------|-----------------|-----------|-------|----|
| 3/05/2019 | pasandi@armstrongadvisory.com.au | 1/08/2017 | Credit Interest | Accounted | 42.64 | Dr |
|-----------|----------------------------------|-----------|-----------------|-----------|-------|----|

| | | | | | | |
|-----------|----------------------------------|------------|------------------|-----------|--------|----|
| 3/05/2019 | pasandi@armstrongadvisory.com.au | 14/08/2017 | Syd Distribution | Accounted | 330.00 | Dr |
|-----------|----------------------------------|------------|------------------|-----------|--------|----|

| | | | | | | |
|-----------|----------------------------------|-----------|-----------------|-----------|-------|----|
| 3/05/2019 | pasandi@armstrongadvisory.com.au | 1/09/2017 | Credit Interest | Accounted | 42.80 | Dr |
|-----------|----------------------------------|-----------|-----------------|-----------|-------|----|

| | | | | | | |
|-----------|----------------------------------|------------|-----------------|-----------|-------|----|
| 3/05/2019 | pasandi@armstrongadvisory.com.au | 27/09/2017 | Iluka Resources | Accounted | 60.00 | Dr |
|-----------|----------------------------------|------------|-----------------|-----------|-------|----|

| | | | | | | |
|-----------|----------------------------------|------------|-------------|-----------|----------|----|
| 3/05/2019 | pasandi@armstrongadvisory.com.au | 28/09/2017 | TLS Fnl Div | Accounted | 1,648.73 | Dr |
|-----------|----------------------------------|------------|-------------|-----------|----------|----|

| | | | | | | |
|-----------|----------------------------------|------------|--------------|-----------|--------|----|
| 3/05/2019 | pasandi@armstrongadvisory.com.au | 29/09/2017 | QBE Dividend | Accounted | 220.00 | Dr |
|-----------|----------------------------------|------------|--------------|-----------|--------|----|

| | | | | | | |
|-----------|----------------------------------|-----------|-----------------|-----------|-------|----|
| 3/05/2019 | pasandi@armstrongadvisory.com.au | 1/10/2017 | Credit Interest | Accounted | 41.66 | Dr |
|-----------|----------------------------------|-----------|-----------------|-----------|-------|----|

| | | | | | | |
|-----------|----------------------------------|-----------|--------------|-----------|--------|----|
| 3/05/2019 | pasandi@armstrongadvisory.com.au | 6/10/2017 | WOW Dividend | Accounted | 250.00 | Dr |
|-----------|----------------------------------|-----------|--------------|-----------|--------|----|

| | | | | | | |
|-----------|----------------------------------|-----------|-----------------|-----------|-------|----|
| 3/05/2019 | pasandi@armstrongadvisory.com.au | 1/11/2017 | Credit Interest | Accounted | 44.40 | Dr |
|-----------|----------------------------------|-----------|-----------------|-----------|-------|----|

| | | | | | | |
|-----------|----------------------------------|-----------|-----------------|-----------|-------|----|
| 3/05/2019 | pasandi@armstrongadvisory.com.au | 1/12/2017 | Credit Interest | Accounted | 43.03 | Dr |
|-----------|----------------------------------|-----------|-----------------|-----------|-------|----|

| | | | | | | |
|-----------|----------------------------------|-----------|-----------------|-----------|-------|----|
| 3/05/2019 | pasandi@armstrongadvisory.com.au | 1/01/2018 | Credit Interest | Accounted | 44.49 | Dr |
|-----------|----------------------------------|-----------|-----------------|-----------|-------|----|

| | | | | | | |
|-----------|----------------------------------|-----------|-----------------|-----------|-------|----|
| 3/05/2019 | pasandi@armstrongadvisory.com.au | 1/02/2018 | Credit Interest | Accounted | 44.52 | Dr |
|-----------|----------------------------------|-----------|-----------------|-----------|-------|----|

| | | | | | | |
|-----------|----------------------------------|------------|------------------|-----------|--------|----|
| 3/05/2019 | pasandi@armstrongadvisory.com.au | 14/02/2018 | Syd Distribution | Accounted | 360.00 | Dr |
|-----------|----------------------------------|------------|------------------|-----------|--------|----|

| | | | | | | |
|-----------|----------------------------------|------------|---------------|-----------|-------|----|
| 3/05/2019 | pasandi@armstrongadvisory.com.au | 16/02/2018 | CYBG Dividend | Accounted | 11.20 | Dr |
|-----------|----------------------------------|------------|---------------|-----------|-------|----|

| | | | | | | |
|-----------|----------------------------------|-----------|-----------------|-----------|-------|----|
| 3/05/2019 | pasandi@armstrongadvisory.com.au | 1/03/2018 | Credit Interest | Accounted | 40.36 | Dr |
|-----------|----------------------------------|-----------|-----------------|-----------|-------|----|

BLONDE JACKO SUPERANNUATION FUND

General Ledger Audit Trail

For the period from 1 July 2017 to 30 June 2018

| Processed Date & User | Date | Description | State | Amount |
|-----------------------|------|-------------|-------|--------|
|-----------------------|------|-------------|-------|--------|

Assets

Other Assets · Cash At Bank · Cash at Bank 10960368

| | | | | | | |
|-----------|----------------------------------|------------|-----------------|-----------|--------|----|
| 3/05/2019 | pasandi@armstrongadvisory.com.au | 1/04/2018 | Credit Interest | Accounted | 44.83 | Dr |
| 3/05/2019 | pasandi@armstrongadvisory.com.au | 6/04/2018 | WOW Dividend | Accounted | 215.00 | Dr |
| 3/05/2019 | pasandi@armstrongadvisory.com.au | 20/04/2018 | QBE Dividend | Accounted | 40.00 | Dr |
| 3/05/2019 | pasandi@armstrongadvisory.com.au | 23/04/2018 | Iluka Resources | Accounted | 250.00 | Dr |
| 3/05/2019 | pasandi@armstrongadvisory.com.au | 1/05/2018 | Credit Interest | Accounted | 43.58 | Dr |
| 3/05/2019 | pasandi@armstrongadvisory.com.au | 1/06/2018 | Credit Interest | Accounted | 45.23 | Dr |

Other Assets · Current Tax Assets · Franking Credits · Shares in Listed Companies · Australia And New Zealand Bankir

| | | | | | | |
|------------|----------------------------------|------------|---|-----------|--------|----|
| 13/12/2018 | pasandi@armstrongadvisory.com.au | 1/07/2017 | Fund Tax Finalisation | Accounted | 823.89 | Cr |
| 3/05/2019 | pasandi@armstrongadvisory.com.au | 3/07/2017 | ANZ 80C FRANKED @ 30%; DRP & BSP NIL DISC | Accounted | 430.29 | Dr |
| 3/05/2019 | pasandi@armstrongadvisory.com.au | 18/12/2017 | ANZ 80C FRANKED @ 30%; DRP & BSP NIL DISC | Accounted | 442.29 | Dr |

Other Assets · Current Tax Assets · Franking Credits · Shares in Listed Companies · National Australia Bank Limited

| | | | | | | |
|------------|----------------------------------|------------|---|-----------|----------|----|
| 13/12/2018 | pasandi@armstrongadvisory.com.au | 1/07/2017 | Fund Tax Finalisation | Accounted | 2,235.14 | Cr |
| 3/05/2019 | pasandi@armstrongadvisory.com.au | 5/07/2017 | NAB 99C FRANKED@ 30%;DRP&BSP NIL DISCOUNT | Accounted | 1,178.67 | Dr |
| 3/05/2019 | pasandi@armstrongadvisory.com.au | 13/12/2017 | NAB 99C FR@ 30%; DRP; BSP NIL DISCOUNT | Accounted | 1,217.28 | Dr |

Other Assets · Current Tax Assets · Franking Credits · Shares in Listed Companies · QBE Insurance Group Limited

| | | | | | | |
|------------|----------------------------------|------------|---|-----------|--------|----|
| 13/12/2018 | pasandi@armstrongadvisory.com.au | 1/07/2017 | Fund Tax Finalisation | Accounted | 115.71 | Cr |
| 22/06/2018 | Income Announcement | 29/09/2017 | QBE 6.6C FR@30%;15.4C CFI; DRP&BSP NIL DISC | Accounted | 28.29 | Dr |
| 22/06/2018 | Income Announcement | 20/04/2018 | QBE 1.2C FR@30%;2.8C CFI; DRP&BSP NIL DISC | Accounted | 5.14 | Dr |

Other Assets · Current Tax Assets · Franking Credits · Shares in Listed Companies · Telstra Corporation Limited

| | | | | | | |
|------------|---|------------|--|-----------|----------|----|
| 13/12/2018 | pasandi@armstrongadvisory.com.au | 1/07/2017 | Fund Tax Finalisation | Accounted | 1,348.11 | Cr |
| 3/05/2019 | Income Announcement - Modified by automatch | 28/09/2017 | TLS 15.5C FRANKED @ 30% D.R.P. SUSPENDED | Accounted | 706.60 | Dr |
| 3/05/2019 | pasandi@armstrongadvisory.com.au | 29/03/2018 | TLS 11C FRANKED@30%; 3.5C SPECIAL; DRP | Accounted | 501.46 | Dr |

Other Assets · Current Tax Assets · Franking Credits · Shares in Listed Companies · Westpac Banking Corporation

| | | | | | | |
|------------|----------------------------------|------------|---------------------------------------|-----------|----------|----|
| 13/12/2018 | pasandi@armstrongadvisory.com.au | 1/07/2017 | Fund Tax Finalisation | Accounted | 1,014.79 | Cr |
| 3/05/2019 | pasandi@armstrongadvisory.com.au | 4/07/2017 | WBC 94C FRANKED@30%; DRP | Accounted | 530.56 | Dr |
| 3/05/2019 | pasandi@armstrongadvisory.com.au | 22/12/2017 | WBC 94C FRANKED@30%; DRP NIL DISCOUNT | Accounted | 547.48 | Dr |

Other Assets · Current Tax Assets · Franking Credits · Shares in Listed Companies · AGL Energy Limited

| | | | | | | |
|------------|----------------------------------|------------|--|-----------|--------|----|
| 13/12/2018 | pasandi@armstrongadvisory.com.au | 1/07/2017 | Fund Tax Finalisation | Accounted | 343.50 | Cr |
| 3/05/2019 | pasandi@armstrongadvisory.com.au | 22/09/2017 | AGL 40C FRANKED@30%; 10C CFI; DRP NIL DISC | Accounted | 205.03 | Dr |
| 3/05/2019 | pasandi@armstrongadvisory.com.au | 26/03/2018 | AGL 43.2C FRANKED@30%; 10.8C CFI; DRP NIL DISC | Accounted | 226.06 | Dr |

Other Assets · Current Tax Assets · Franking Credits · Shares in Listed Companies · AMP Limited

BLONDE JACKO SUPERANNUATION FUND**General Ledger Audit Trail****For the period from 1 July 2017 to 30 June 2018**

| Processed Date & User | Date | Description | State | Amount |
|-----------------------|------|-------------|-------|--------|
|-----------------------|------|-------------|-------|--------|

Assets**Other Assets · Current Tax Assets · Franking Credits · Shares in Listed Companies · AMP Limited**

| | | | | | | |
|------------|----------------------------------|------------|--|-----------|--------|----|
| 13/12/2018 | pasandi@armstrongadvisory.com.au | 1/07/2017 | Fund Tax Finalisation | Accounted | 642.82 | Cr |
| 3/05/2019 | pasandi@armstrongadvisory.com.au | 29/09/2017 | AMP 13.05C FR@30%; 1.45C CFI; DRP NIL DISC | Accounted | 346.65 | Dr |
| 3/05/2019 | pasandi@armstrongadvisory.com.au | 28/03/2018 | AMP 13.05C FR@30%; 1.45C CFI; DRP NIL DISC | Accounted | 356.65 | Dr |

Other Assets · Current Tax Assets · Franking Credits · Shares in Listed Companies · Iluka Resources Limited

| | | | | | | |
|------------|----------------------------------|------------|----------------------------|-----------|--------|----|
| 13/12/2018 | pasandi@armstrongadvisory.com.au | 1/07/2017 | Fund Tax Finalisation | Accounted | 12.86 | Cr |
| 3/05/2019 | Income Announcement | 27/09/2017 | ILU 6C FRANKED @ 30% | Accounted | 25.71 | Dr |
| 3/05/2019 | Income Announcement | 23/04/2018 | ILU 25C FRANKED @ 30%; DRP | Accounted | 107.14 | Dr |

Other Assets · Current Tax Assets · Franking Credits · Shares in Listed Companies · Newcrest Mining Limited

| | | | | | | |
|-----------|----------------------------------|------------|--|-----------|-------|----|
| 3/05/2019 | pasandi@armstrongadvisory.com.au | 27/10/2017 | NCM US7.5C; US5.25C FR@30%;NIL CFI;DRP | Accounted | 28.65 | Dr |
| 3/05/2019 | pasandi@armstrongadvisory.com.au | 2/05/2018 | NCM US7.5C FR@30%;DRP NIL DISCOUNT | Accounted | 42.25 | Dr |

Other Assets · Current Tax Assets · Franking Credits · Shares in Listed Companies · Woolworths Group Limited

| | | | | | | |
|------------|----------------------------------|-----------|----------------------------|-----------|--------|----|
| 13/12/2018 | pasandi@armstrongadvisory.com.au | 1/07/2017 | Fund Tax Finalisation | Accounted | 143.57 | Cr |
| 22/06/2018 | Income Announcement | 6/10/2017 | WOW 50C FRANKED @ 30%; DRP | Accounted | 107.14 | Dr |
| 22/06/2018 | Income Announcement | 6/04/2018 | WOW 43C FRANKED @ 30%; DRP | Accounted | 92.14 | Dr |

Other Assets · Current Tax Assets · Income Tax Payable

| | | | | | | |
|------------|----------------------------------|-----------|-----------------------|-----------|----------|----|
| 13/12/2018 | pasandi@armstrongadvisory.com.au | 1/07/2017 | Fund Tax Finalisation | Accounted | 3,382.69 | Dr |
|------------|----------------------------------|-----------|-----------------------|-----------|----------|----|

Other Assets · Current Tax Assets · Provision for Income Tax

| | | | | | | |
|------------|----------------------------------|------------|-----------------------|-----------|----------|----|
| 13/12/2018 | pasandi@armstrongadvisory.com.au | 1/07/2017 | Fund Tax Finalisation | Accounted | 3,443.70 | Dr |
| 3/05/2019 | pasandi@armstrongadvisory.com.au | 30/06/2018 | Tax Effect Of Income | Accounted | 3,841.80 | Cr |

Other Assets · Current Tax Assets · Withholding Credits · Stapled Securities · Sydney Airport - Fully Paid Stapled Secu

| | | | | | | |
|------------|----------------------------------|-----------|-----------------------|-----------|--------|----|
| 13/12/2018 | pasandi@armstrongadvisory.com.au | 1/07/2017 | Fund Tax Finalisation | Accounted | 146.00 | Cr |
|------------|----------------------------------|-----------|-----------------------|-----------|--------|----|

Other Assets · Receivables · Investment Income Receivable · Distributions · Stapled Securities · Sydney Airport - Fully

| | | | | | | |
|-----------|----------------------------------|------------|----------------------|-----------|--------|----|
| 3/05/2019 | pasandi@armstrongadvisory.com.au | 1/07/2017 | SYD DRP NIL DISCOUNT | Accounted | 330.00 | Dr |
| 3/05/2019 | Evidence Match | 14/08/2017 | SYD DRP NIL DISCOUNT | Accounted | 330.00 | Cr |
| 3/05/2019 | Income Announcement | 28/12/2017 | SYD DRP NIL DISCOUNT | Accounted | 360.00 | Dr |
| 3/05/2019 | Evidence Match | 14/02/2018 | SYD DRP NIL DISCOUNT | Accounted | 360.00 | Cr |

Other Assets · Receivables · Investment Income Receivable · Dividends · Shares in Listed Companies · Australia And N

| | | | | | | |
|-----------|----------------------------------|------------|---|-----------|----------|----|
| 3/05/2019 | pasandi@armstrongadvisory.com.au | 3/07/2017 | ANZ 80C FRANKED @ 30%; DRP & BSP NIL DISC | Accounted | 1,004.00 | Dr |
| 3/05/2019 | Evidence Match | 3/07/2017 | ANZ 80C FRANKED @ 30%; DRP & BSP NIL DISC | Accounted | 1,004.00 | Cr |
| 3/05/2019 | pasandi@armstrongadvisory.com.au | 18/12/2017 | ANZ 80C FRANKED @ 30%; DRP & BSP NIL DISC | Accounted | 1,032.00 | Dr |
| 3/05/2019 | Evidence Match | 18/12/2017 | ANZ 80C FRANKED @ 30%; DRP & BSP NIL DISC | Accounted | 1,032.00 | Cr |

Other Assets · Receivables · Investment Income Receivable · Dividends · Shares in Listed Companies · National Austra

| | | | | | | |
|-----------|----------------------------------|-----------|---|-----------|----------|----|
| 3/05/2019 | pasandi@armstrongadvisory.com.au | 5/07/2017 | NAB 99C FRANKED@ 30%;DRP&BSP NIL DISCOUNT | Accounted | 2,750.22 | Dr |
| 3/05/2019 | Evidence Match | 5/07/2017 | NAB 99C FRANKED@ 30%;DRP&BSP NIL DISCOUNT | Accounted | 2,750.22 | Cr |

BLONDE JACKO SUPERANNUATION FUND**General Ledger Audit Trail**

For the period from 1 July 2017 to 30 June 2018

| Processed Date & User | Date | Description | State | Amount |
|-----------------------|------|-------------|-------|--------|
|-----------------------|------|-------------|-------|--------|

Assets**Other Assets · Receivables · Investment Income Receivable · Dividends · Shares in Listed Companies · National Austr**

| | | | | | | |
|-----------|----------------------------------|------------|--|-----------|----------|----|
| 3/05/2019 | pasandi@armstrongadvisory.com.au | 13/12/2017 | NAB 99C FR@ 30%; DRP; BSP NIL DISCOUNT | Accounted | 2,840.31 | Dr |
|-----------|----------------------------------|------------|--|-----------|----------|----|

| | | | | | | |
|-----------|----------------|------------|--|-----------|----------|----|
| 3/05/2019 | Evidence Match | 13/12/2017 | NAB 99C FR@ 30%; DRP; BSP NIL DISCOUNT | Accounted | 2,840.31 | Cr |
|-----------|----------------|------------|--|-----------|----------|----|

Other Assets · Receivables · Investment Income Receivable · Dividends · Shares in Listed Companies · QBE Insurance

| | | | | | | |
|------------|---------------------|------------|---|-----------|--------|----|
| 22/06/2018 | Income Announcement | 29/09/2017 | QBE 6.6C FR@30%;15.4C CFI; DRP&BSP NIL DISC | Accounted | 220.00 | Dr |
|------------|---------------------|------------|---|-----------|--------|----|

| | | | | | | |
|-----------|----------------|------------|---|-----------|--------|----|
| 3/05/2019 | Evidence Match | 29/09/2017 | QBE 6.6C FR@30%;15.4C CFI; DRP&BSP NIL DISC | Accounted | 220.00 | Cr |
|-----------|----------------|------------|---|-----------|--------|----|

| | | | | | | |
|------------|---------------------|------------|--|-----------|-------|----|
| 22/06/2018 | Income Announcement | 20/04/2018 | QBE 1.2C FR@30%;2.8C CFI; DRP&BSP NIL DISC | Accounted | 40.00 | Dr |
|------------|---------------------|------------|--|-----------|-------|----|

| | | | | | | |
|-----------|----------------|------------|--|-----------|-------|----|
| 3/05/2019 | Evidence Match | 20/04/2018 | QBE 1.2C FR@30%;2.8C CFI; DRP&BSP NIL DISC | Accounted | 40.00 | Cr |
|-----------|----------------|------------|--|-----------|-------|----|

Other Assets · Receivables · Investment Income Receivable · Dividends · Shares in Listed Companies · Telstra Corpora

| | | | | | | |
|-----------|---|------------|--|-----------|----------|----|
| 3/05/2019 | Income Announcement - Modified by automatch | 28/09/2017 | TLS 15.5C FRANKED @ 30% D.R.P. SUSPENDED | Accounted | 1,648.73 | Dr |
|-----------|---|------------|--|-----------|----------|----|

| | | | | | | |
|-----------|----------------|------------|--|-----------|----------|----|
| 3/05/2019 | Evidence Match | 28/09/2017 | TLS 15.5C FRANKED @ 30% D.R.P. SUSPENDED | Accounted | 1,648.73 | Cr |
|-----------|----------------|------------|--|-----------|----------|----|

| | | | | | | |
|-----------|----------------------------------|------------|--|-----------|----------|----|
| 3/05/2019 | pasandi@armstrongadvisory.com.au | 29/03/2018 | TLS 11C FRANKED@30%; 3.5C SPECIAL; DRP | Accounted | 1,170.07 | Dr |
|-----------|----------------------------------|------------|--|-----------|----------|----|

| | | | | | | |
|-----------|----------------|------------|--|-----------|----------|----|
| 3/05/2019 | Evidence Match | 29/03/2018 | TLS 11C FRANKED@30%; 3.5C SPECIAL; DRP | Accounted | 1,170.07 | Cr |
|-----------|----------------|------------|--|-----------|----------|----|

Other Assets · Receivables · Investment Income Receivable · Dividends · Shares in Listed Companies · Westpac Bankir

| | | | | | | |
|-----------|----------------------------------|-----------|--------------------------|-----------|----------|----|
| 3/05/2019 | pasandi@armstrongadvisory.com.au | 4/07/2017 | WBC 94C FRANKED@30%; DRP | Accounted | 1,237.98 | Dr |
|-----------|----------------------------------|-----------|--------------------------|-----------|----------|----|

| | | | | | | |
|-----------|----------------|-----------|--------------------------|-----------|----------|----|
| 3/05/2019 | Evidence Match | 4/07/2017 | WBC 94C FRANKED@30%; DRP | Accounted | 1,237.98 | Cr |
|-----------|----------------|-----------|--------------------------|-----------|----------|----|

| | | | | | | |
|-----------|----------------------------------|------------|---------------------------------------|-----------|----------|----|
| 3/05/2019 | pasandi@armstrongadvisory.com.au | 22/12/2017 | WBC 94C FRANKED@30%; DRP NIL DISCOUNT | Accounted | 1,277.46 | Dr |
|-----------|----------------------------------|------------|---------------------------------------|-----------|----------|----|

| | | | | | | |
|-----------|----------------|------------|---------------------------------------|-----------|----------|----|
| 3/05/2019 | Evidence Match | 22/12/2017 | WBC 94C FRANKED@30%; DRP NIL DISCOUNT | Accounted | 1,277.46 | Cr |
|-----------|----------------|------------|---------------------------------------|-----------|----------|----|

Other Assets · Receivables · Investment Income Receivable · Dividends · Shares in Listed Companies · AGL Energy Lim

| | | | | | | |
|-----------|----------------------------------|------------|--|-----------|--------|----|
| 3/05/2019 | pasandi@armstrongadvisory.com.au | 22/09/2017 | AGL 40C FRANKED@30%; 10C CFI; DRP NIL DISC | Accounted | 598.00 | Dr |
|-----------|----------------------------------|------------|--|-----------|--------|----|

| | | | | | | |
|-----------|----------------|------------|--|-----------|--------|----|
| 3/05/2019 | Evidence Match | 22/09/2017 | AGL 40C FRANKED@30%; 10C CFI; DRP NIL DISC | Accounted | 598.00 | Cr |
|-----------|----------------|------------|--|-----------|--------|----|

| | | | | | | |
|-----------|----------------------------------|------------|--|-----------|--------|----|
| 3/05/2019 | pasandi@armstrongadvisory.com.au | 26/03/2018 | AGL 43.2C FRANKED@30%; 10.8C CFI; DRP NIL DISC | Accounted | 659.34 | Dr |
|-----------|----------------------------------|------------|--|-----------|--------|----|

| | | | | | | |
|-----------|----------------|------------|--|-----------|--------|----|
| 3/05/2019 | Evidence Match | 26/03/2018 | AGL 43.2C FRANKED@30%; 10.8C CFI; DRP NIL DISC | Accounted | 659.34 | Cr |
|-----------|----------------|------------|--|-----------|--------|----|

Other Assets · Receivables · Investment Income Receivable · Dividends · Shares in Listed Companies · AMP Limited

| | | | | | | |
|-----------|----------------------------------|------------|--|-----------|--------|----|
| 3/05/2019 | pasandi@armstrongadvisory.com.au | 29/09/2017 | AMP 13.05C FR@30%; 1.45C CFI; DRP NIL DISC | Accounted | 898.71 | Dr |
|-----------|----------------------------------|------------|--|-----------|--------|----|

| | | | | | | |
|-----------|----------------|------------|--|-----------|--------|----|
| 3/05/2019 | Evidence Match | 29/09/2017 | AMP 13.05C FR@30%; 1.45C CFI; DRP NIL DISC | Accounted | 898.71 | Cr |
|-----------|----------------|------------|--|-----------|--------|----|

| | | | | | | |
|-----------|----------------------------------|------------|--|-----------|--------|----|
| 3/05/2019 | pasandi@armstrongadvisory.com.au | 28/03/2018 | AMP 13.05C FR@30%; 1.45C CFI; DRP NIL DISC | Accounted | 924.66 | Dr |
|-----------|----------------------------------|------------|--|-----------|--------|----|

| | | | | | | |
|-----------|----------------|------------|--|-----------|--------|----|
| 3/05/2019 | Evidence Match | 28/03/2018 | AMP 13.05C FR@30%; 1.45C CFI; DRP NIL DISC | Accounted | 924.66 | Cr |
|-----------|----------------|------------|--|-----------|--------|----|

Other Assets · Receivables · Investment Income Receivable · Dividends · Shares in Listed Companies · Iluka Resources

| | | | | | | |
|-----------|---------------------|------------|----------------------|-----------|-------|----|
| 3/05/2019 | Income Announcement | 27/09/2017 | ILU 6C FRANKED @ 30% | Accounted | 60.00 | Dr |
|-----------|---------------------|------------|----------------------|-----------|-------|----|

| | | | | | | |
|-----------|----------------|------------|----------------------|-----------|-------|----|
| 3/05/2019 | Evidence Match | 27/09/2017 | ILU 6C FRANKED @ 30% | Accounted | 60.00 | Cr |
|-----------|----------------|------------|----------------------|-----------|-------|----|

| | | | | | | |
|-----------|---------------------|------------|----------------------------|-----------|--------|----|
| 3/05/2019 | Income Announcement | 23/04/2018 | ILU 25C FRANKED @ 30%; DRP | Accounted | 250.00 | Dr |
|-----------|---------------------|------------|----------------------------|-----------|--------|----|

| | | | | | | |
|-----------|----------------|------------|----------------------------|-----------|--------|----|
| 3/05/2019 | Evidence Match | 23/04/2018 | ILU 25C FRANKED @ 30%; DRP | Accounted | 250.00 | Cr |
|-----------|----------------|------------|----------------------------|-----------|--------|----|

Other Assets · Receivables · Investment Income Receivable · Dividends · Shares in Listed Companies · Newcrest Mining

| | | | | | | |
|-----------|----------------------------------|------------|--|-----------|-------|----|
| 3/05/2019 | pasandi@armstrongadvisory.com.au | 27/10/2017 | NCM US7.5C; US5.25C FR@30%;NIL CFI;DRP | Accounted | 95.49 | Dr |
|-----------|----------------------------------|------------|--|-----------|-------|----|

| | | | | | | |
|-----------|----------------|------------|--|-----------|-------|----|
| 3/05/2019 | Evidence Match | 27/10/2017 | NCM US7.5C; US5.25C FR@30%;NIL CFI;DRP | Accounted | 95.49 | Cr |
|-----------|----------------|------------|--|-----------|-------|----|

| | | | | | | |
|-----------|----------------------------------|-----------|------------------------------------|-----------|-------|----|
| 3/05/2019 | pasandi@armstrongadvisory.com.au | 2/05/2018 | NCM US7.5C FR@30%;DRP NIL DISCOUNT | Accounted | 98.59 | Dr |
|-----------|----------------------------------|-----------|------------------------------------|-----------|-------|----|

| | | | | | | |
|-----------|----------------|-----------|------------------------------------|-----------|-------|----|
| 3/05/2019 | Evidence Match | 2/05/2018 | NCM US7.5C FR@30%;DRP NIL DISCOUNT | Accounted | 98.59 | Cr |
|-----------|----------------|-----------|------------------------------------|-----------|-------|----|

Other Assets · Receivables · Investment Income Receivable · Dividends · Shares in Listed Companies · Woolworths Gro

BLONDE JACKO SUPERANNUATION FUND**General Ledger Audit Trail**

For the period from 1 July 2017 to 30 June 2018

| Processed Date & User | Date | Description | State | Amount |
|-----------------------|------|-------------|-------|--------|
|-----------------------|------|-------------|-------|--------|

Assets**Other Assets · Receivables · Investment Income Receivable · Dividends · Shares in Listed Companies · Woolworths Gro**

| | | | | | | |
|------------|---------------------|-----------|----------------------------|-----------|--------|----|
| 22/06/2018 | Income Announcement | 6/10/2017 | WOW 50C FRANKED @ 30%; DRP | Accounted | 250.00 | Dr |
| 3/05/2019 | Evidence Match | 6/10/2017 | WOW 50C FRANKED @ 30%; DRP | Accounted | 250.00 | Cr |
| 22/06/2018 | Income Announcement | 6/04/2018 | WOW 43C FRANKED @ 30%; DRP | Accounted | 215.00 | Dr |
| 3/05/2019 | Evidence Match | 6/04/2018 | WOW 43C FRANKED @ 30%; DRP | Accounted | 215.00 | Cr |

Other Assets · Receivables · Investment Income Receivable · Foreign Income · Foreign Dividend · Shares in Listed Com

| | | | | | | |
|-----------|---------------------|------------|---------------------------------|-----------|-------|----|
| 3/05/2019 | Evidence Match | 16/02/2018 | CYB 1 PENCE; UNFRANKED; NIL CFI | Accounted | 11.20 | Cr |
| 3/05/2019 | Income Announcement | 16/02/2018 | CYB 1 PENCE; UNFRANKED; NIL CFI | Accounted | 11.20 | Dr |

Other Assets · Receivables · Investment Income Receivable · Interest · Cash At Bank · Cash at Bank 10960368

| | | | | | | |
|-----------|-------------------|-----------|-----------------|-----------|-------|----|
| 3/05/2019 | Evidence Match | 1/07/2017 | Credit Interest | Accounted | 40.34 | Cr |
| 3/05/2019 | Transaction Rules | 1/07/2017 | Credit Interest | Accounted | 40.34 | Dr |
| 3/05/2019 | Evidence Match | 1/08/2017 | Credit Interest | Accounted | 42.64 | Cr |
| 3/05/2019 | Transaction Rules | 1/08/2017 | Credit Interest | Accounted | 42.64 | Dr |
| 3/05/2019 | Evidence Match | 1/09/2017 | Credit Interest | Accounted | 42.80 | Cr |
| 3/05/2019 | Transaction Rules | 1/09/2017 | Credit Interest | Accounted | 42.80 | Dr |
| 3/05/2019 | Evidence Match | 1/10/2017 | Credit Interest | Accounted | 41.66 | Cr |
| 3/05/2019 | Transaction Rules | 1/10/2017 | Credit Interest | Accounted | 41.66 | Dr |
| 3/05/2019 | Evidence Match | 1/11/2017 | Credit Interest | Accounted | 44.40 | Cr |
| 3/05/2019 | Transaction Rules | 1/11/2017 | Credit Interest | Accounted | 44.40 | Dr |
| 3/05/2019 | Transaction Rules | 1/12/2017 | Credit Interest | Accounted | 43.03 | Dr |
| 3/05/2019 | Evidence Match | 1/12/2017 | Credit Interest | Accounted | 43.03 | Cr |
| 3/05/2019 | Evidence Match | 1/01/2018 | Credit Interest | Accounted | 44.49 | Cr |
| 3/05/2019 | Transaction Rules | 1/01/2018 | Credit Interest | Accounted | 44.49 | Dr |
| 3/05/2019 | Evidence Match | 1/02/2018 | Credit Interest | Accounted | 44.52 | Cr |
| 3/05/2019 | Transaction Rules | 1/02/2018 | Credit Interest | Accounted | 44.52 | Dr |
| 3/05/2019 | Evidence Match | 1/03/2018 | Credit Interest | Accounted | 40.36 | Cr |
| 3/05/2019 | Transaction Rules | 1/03/2018 | Credit Interest | Accounted | 40.36 | Dr |
| 3/05/2019 | Evidence Match | 1/04/2018 | Credit Interest | Accounted | 44.83 | Cr |
| 3/05/2019 | Transaction Rules | 1/04/2018 | Credit Interest | Accounted | 44.83 | Dr |
| 3/05/2019 | Evidence Match | 1/05/2018 | Credit Interest | Accounted | 43.58 | Cr |
| 3/05/2019 | Transaction Rules | 1/05/2018 | Credit Interest | Accounted | 43.58 | Dr |
| 3/05/2019 | Evidence Match | 1/06/2018 | Credit Interest | Accounted | 45.23 | Cr |
| 3/05/2019 | Transaction Rules | 1/06/2018 | Credit Interest | Accounted | 45.23 | Dr |

Other Assets · Unsettled Trades · Acquisitions · Shares in Listed Companies · Australia And New Zealand Banking Gro

| | | | | | | |
|-----------|----------------------------------|------------|---|-----------|----------|----|
| 3/05/2019 | Evidence Match | 3/07/2017 | ANZ 80C FRANKED @ 30%; DRP & BSP NIL DISC | Accounted | 1,004.00 | Dr |
| 3/05/2019 | pasandi@armstrongadvisory.com.au | 3/07/2017 | ANZ 80C FRANKED @ 30%; DRP & BSP NIL DISC | Accounted | 1,004.00 | Cr |
| 3/05/2019 | Evidence Match | 18/12/2017 | ANZ 80C FRANKED @ 30%; DRP & BSP NIL DISC | Accounted | 1,032.00 | Dr |
| 3/05/2019 | pasandi@armstrongadvisory.com.au | 18/12/2017 | ANZ 80C FRANKED @ 30%; DRP & BSP NIL DISC | Accounted | 1,032.00 | Cr |

Other Assets · Unsettled Trades · Acquisitions · Shares in Listed Companies · National Australia Bank Limited

| | | | | | | |
|-----------|----------------------------------|------------|---|-----------|----------|----|
| 3/05/2019 | Evidence Match | 5/07/2017 | NAB 99C FRANKED@ 30%;DRP&BSP NIL DISCOUNT | Accounted | 2,750.22 | Dr |
| 3/05/2019 | pasandi@armstrongadvisory.com.au | 5/07/2017 | NAB 99C FRANKED@ 30%;DRP&BSP NIL DISCOUNT | Accounted | 2,750.22 | Cr |
| 3/05/2019 | Evidence Match | 13/12/2017 | NAB 99C FR@ 30%; DRP; BSP NIL DISCOUNT | Accounted | 2,840.31 | Dr |
| 3/05/2019 | pasandi@armstrongadvisory.com.au | 13/12/2017 | NAB 99C FR@ 30%; DRP; BSP NIL DISCOUNT | Accounted | 2,840.31 | Cr |

Other Assets · Unsettled Trades · Acquisitions · Shares in Listed Companies · Telstra Corporation Limited

| | | | | | | |
|-----------|----------------|------------|--|-----------|----------|----|
| 3/05/2019 | Evidence Match | 29/03/2018 | TLS 11C FRANKED@30%; 3.5C SPECIAL; DRP | Accounted | 1,170.07 | Dr |
|-----------|----------------|------------|--|-----------|----------|----|

BLONDE JACKO SUPERANNUATION FUND**General Ledger Audit Trail**

For the period from 1 July 2017 to 30 June 2018

| Processed Date & User | Date | Description | State | Amount |
|-----------------------|------|-------------|-------|--------|
|-----------------------|------|-------------|-------|--------|

Assets**Other Assets · Unsettled Trades · Acquisitions · Shares in Listed Companies · Telstra Corporation Limited**

| | | | | | | |
|-----------|----------------------------------|------------|--|-----------|----------|----|
| 3/05/2019 | pasandi@armstrongadvisory.com.au | 29/03/2018 | TLS 11C FRANKED@30%; 3.5C SPECIAL; DRP | Accounted | 1,170.07 | Cr |
|-----------|----------------------------------|------------|--|-----------|----------|----|

Other Assets · Unsettled Trades · Acquisitions · Shares in Listed Companies · Westpac Banking Corporation

| | | | | | | |
|-----------|----------------------------------|------------|---------------------------------------|-----------|----------|----|
| 3/05/2019 | Evidence Match | 4/07/2017 | WBC 94C FRANKED@30%; DRP | Accounted | 1,237.98 | Dr |
| 3/05/2019 | pasandi@armstrongadvisory.com.au | 4/07/2017 | WBC 94C FRANKED@30%; DRP | Accounted | 1,237.98 | Cr |
| 3/05/2019 | Evidence Match | 22/12/2017 | WBC 94C FRANKED@30%; DRP NIL DISCOUNT | Accounted | 1,277.46 | Dr |
| 3/05/2019 | pasandi@armstrongadvisory.com.au | 22/12/2017 | WBC 94C FRANKED@30%; DRP NIL DISCOUNT | Accounted | 1,277.46 | Cr |

Other Assets · Unsettled Trades · Acquisitions · Shares in Listed Companies · AGL Energy Limited

| | | | | | | |
|-----------|----------------------------------|------------|--|-----------|--------|----|
| 3/05/2019 | Evidence Match | 22/09/2017 | AGL 40C FRANKED@30%; 10C CFI; DRP NIL DISC | Accounted | 598.00 | Dr |
| 3/05/2019 | pasandi@armstrongadvisory.com.au | 22/09/2017 | AGL 40C FRANKED@30%; 10C CFI; DRP NIL DISC | Accounted | 598.00 | Cr |
| 3/05/2019 | Evidence Match | 26/03/2018 | AGL 43.2C FRANKED@30%; 10.8C CFI; DRP NIL DISC | Accounted | 659.34 | Dr |
| 3/05/2019 | pasandi@armstrongadvisory.com.au | 26/03/2018 | AGL 43.2C FRANKED@30%; 10.8C CFI; DRP NIL DISC | Accounted | 659.34 | Cr |

Other Assets · Unsettled Trades · Acquisitions · Shares in Listed Companies · AMP Limited

| | | | | | | |
|-----------|----------------------------------|------------|--|-----------|--------|----|
| 3/05/2019 | Evidence Match | 29/09/2017 | AMP 13.05C FR@30%; 1.45C CFI; DRP NIL DISC | Accounted | 898.71 | Dr |
| 3/05/2019 | pasandi@armstrongadvisory.com.au | 29/09/2017 | AMP 13.05C FR@30%; 1.45C CFI; DRP NIL DISC | Accounted | 898.71 | Cr |
| 3/05/2019 | Evidence Match | 28/03/2018 | AMP 13.05C FR@30%; 1.45C CFI; DRP NIL DISC | Accounted | 924.66 | Dr |
| 3/05/2019 | pasandi@armstrongadvisory.com.au | 28/03/2018 | AMP 13.05C FR@30%; 1.45C CFI; DRP NIL DISC | Accounted | 924.66 | Cr |

Other Assets · Unsettled Trades · Acquisitions · Shares in Listed Companies · Newcrest Mining Limited

| | | | | | | |
|-----------|----------------------------------|------------|--|-----------|-------|----|
| 3/05/2019 | Evidence Match | 27/10/2017 | NCM US7.5C; US5.25C FR@30%;NIL CFI;DRP | Accounted | 95.49 | Dr |
| 3/05/2019 | pasandi@armstrongadvisory.com.au | 27/10/2017 | NCM US7.5C; US5.25C FR@30%;NIL CFI;DRP | Accounted | 95.49 | Cr |
| 3/05/2019 | Evidence Match | 2/05/2018 | NCM US7.5C FR@30%;DRP NIL DISCOUNT | Accounted | 98.59 | Dr |
| 3/05/2019 | pasandi@armstrongadvisory.com.au | 2/05/2018 | NCM US7.5C FR@30%;DRP NIL DISCOUNT | Accounted | 98.59 | Cr |

Liabilities**Fund Suspense · Cash at Bank 10960368**

| | | | | | | |
|-----------|----------------------------------|------------|------------------|-----------|----------|----|
| 3/05/2019 | Evidence Match | 1/07/2017 | Credit Interest | Accounted | 40.34 | Dr |
| 3/05/2019 | pasandi@armstrongadvisory.com.au | 1/07/2017 | Credit Interest | Accounted | 40.34 | Cr |
| 3/05/2019 | Evidence Match | 1/08/2017 | Credit Interest | Accounted | 42.64 | Dr |
| 3/05/2019 | pasandi@armstrongadvisory.com.au | 1/08/2017 | Credit Interest | Accounted | 42.64 | Cr |
| 3/05/2019 | Evidence Match | 14/08/2017 | Syd Distribution | Accounted | 330.00 | Dr |
| 3/05/2019 | pasandi@armstrongadvisory.com.au | 14/08/2017 | Syd Distribution | Accounted | 330.00 | Cr |
| 3/05/2019 | Evidence Match | 1/09/2017 | Credit Interest | Accounted | 42.80 | Dr |
| 3/05/2019 | pasandi@armstrongadvisory.com.au | 1/09/2017 | Credit Interest | Accounted | 42.80 | Cr |
| 3/05/2019 | pasandi@armstrongadvisory.com.au | 27/09/2017 | Iluka Resources | Accounted | 60.00 | Cr |
| 3/05/2019 | Evidence Match | 27/09/2017 | Iluka Resources | Accounted | 60.00 | Dr |
| 3/05/2019 | Evidence Match | 28/09/2017 | TLS Fnl Div | Accounted | 1,648.73 | Dr |
| 3/05/2019 | pasandi@armstrongadvisory.com.au | 28/09/2017 | TLS Fnl Div | Accounted | 1,648.73 | Cr |

BLONDE JACKO SUPERANNUATION FUND

General Ledger Audit Trail

For the period from 1 July 2017 to 30 June 2018

| Processed Date & User | Date | Description | State | Amount |
|-----------------------|------|-------------|-------|--------|
|-----------------------|------|-------------|-------|--------|

Liabilities

Fund Suspense - Cash at Bank 10960368

| | | | | | | |
|-----------|----------------------------------|------------|------------------|-----------|--------|----|
| 3/05/2019 | Evidence Match | 29/09/2017 | QBE Dividend | Accounted | 220.00 | Dr |
| 3/05/2019 | pasandi@armstrongadvisory.com.au | 29/09/2017 | QBE Dividend | Accounted | 220.00 | Cr |
| 3/05/2019 | Evidence Match | 1/10/2017 | Credit Interest | Accounted | 41.66 | Dr |
| 3/05/2019 | pasandi@armstrongadvisory.com.au | 1/10/2017 | Credit Interest | Accounted | 41.66 | Cr |
| 3/05/2019 | Evidence Match | 6/10/2017 | WOW Dividend | Accounted | 250.00 | Dr |
| 3/05/2019 | pasandi@armstrongadvisory.com.au | 6/10/2017 | WOW Dividend | Accounted | 250.00 | Cr |
| 3/05/2019 | Evidence Match | 1/11/2017 | Credit Interest | Accounted | 44.40 | Dr |
| 3/05/2019 | pasandi@armstrongadvisory.com.au | 1/11/2017 | Credit Interest | Accounted | 44.40 | Cr |
| 3/05/2019 | pasandi@armstrongadvisory.com.au | 1/12/2017 | Credit Interest | Accounted | 43.03 | Cr |
| 3/05/2019 | Evidence Match | 1/12/2017 | Credit Interest | Accounted | 43.03 | Dr |
| 3/05/2019 | Evidence Match | 1/01/2018 | Credit Interest | Accounted | 44.49 | Dr |
| 3/05/2019 | pasandi@armstrongadvisory.com.au | 1/01/2018 | Credit Interest | Accounted | 44.49 | Cr |
| 3/05/2019 | Evidence Match | 1/02/2018 | Credit Interest | Accounted | 44.52 | Dr |
| 3/05/2019 | pasandi@armstrongadvisory.com.au | 1/02/2018 | Credit Interest | Accounted | 44.52 | Cr |
| 3/05/2019 | Evidence Match | 14/02/2018 | Syd Distribution | Accounted | 360.00 | Dr |
| 3/05/2019 | pasandi@armstrongadvisory.com.au | 14/02/2018 | Syd Distribution | Accounted | 360.00 | Cr |
| 3/05/2019 | Evidence Match | 16/02/2018 | CYBG Dividend | Accounted | 11.20 | Dr |
| 3/05/2019 | pasandi@armstrongadvisory.com.au | 16/02/2018 | CYBG Dividend | Accounted | 11.20 | Cr |
| 3/05/2019 | pasandi@armstrongadvisory.com.au | 1/03/2018 | Credit Interest | Accounted | 40.36 | Cr |
| 3/05/2019 | Evidence Match | 1/03/2018 | Credit Interest | Accounted | 40.36 | Dr |
| 3/05/2019 | pasandi@armstrongadvisory.com.au | 1/04/2018 | Credit Interest | Accounted | 44.83 | Cr |
| 3/05/2019 | Evidence Match | 1/04/2018 | Credit Interest | Accounted | 44.83 | Dr |
| 3/05/2019 | Evidence Match | 6/04/2018 | WOW Dividend | Accounted | 215.00 | Dr |
| 3/05/2019 | pasandi@armstrongadvisory.com.au | 6/04/2018 | WOW Dividend | Accounted | 215.00 | Cr |
| 3/05/2019 | Evidence Match | 20/04/2018 | QBE Dividend | Accounted | 40.00 | Dr |
| 3/05/2019 | pasandi@armstrongadvisory.com.au | 20/04/2018 | QBE Dividend | Accounted | 40.00 | Cr |
| 3/05/2019 | Evidence Match | 23/04/2018 | Iluka Resources | Accounted | 250.00 | Dr |
| 3/05/2019 | pasandi@armstrongadvisory.com.au | 23/04/2018 | Iluka Resources | Accounted | 250.00 | Cr |
| 3/05/2019 | Evidence Match | 1/05/2018 | Credit Interest | Accounted | 43.58 | Dr |
| 3/05/2019 | pasandi@armstrongadvisory.com.au | 1/05/2018 | Credit Interest | Accounted | 43.58 | Cr |
| 3/05/2019 | Evidence Match | 1/06/2018 | Credit Interest | Accounted | 45.23 | Dr |
| 3/05/2019 | pasandi@armstrongadvisory.com.au | 1/06/2018 | Credit Interest | Accounted | 45.23 | Cr |

Member Entitlements

Member Entitlement Accounts - Mr John Angelo - Accumulation

| | | | | | | |
|-----------|----------------------------------|------------|------------------------|-----------|----------|----|
| 3/05/2019 | pasandi@armstrongadvisory.com.au | 30/06/2018 | Income Taxes Allocated | Accounted | 3,841.80 | Dr |
|-----------|----------------------------------|------------|------------------------|-----------|----------|----|

BLONDE JACKO SUPERANNUATION FUND

General Ledger Audit Trail

For the period from 1 July 2017 to 30 June 2018

| Processed Date & User | Date | Description | State | Amount |
|-----------------------|------|-------------|-------|--------|
|-----------------------|------|-------------|-------|--------|

Member Entitlements

Member Entitlement Accounts · Mr John Angelo · Accumulation

| | | | | | | |
|-----------|----------------------------------|------------|---------------------------|-----------|-----------|----|
| 3/05/2019 | pasandi@armstrongadvisory.com.au | 30/06/2018 | Investment Profit or Loss | Accounted | 10,344.91 | Dr |
|-----------|----------------------------------|------------|---------------------------|-----------|-----------|----|

BLONDE JACKO SUPERANNUATION FUND**Bank Account Movements****For the period 1 July 2017 to 30 June 2018**

| Date | Description | Withdrawals | Deposits | Balance |
|-----------------|--|--------------------|-----------------|------------------|
| Account: | <u>Cash at Bank 10960368 (067-167 10960368)</u> | | | |
| 1/07/2017 | Opening Balance | | | 62,715.20 |
| 01/07/2017 | Credit Interest | | 40.34 | 62,755.54 |
| 01/08/2017 | Credit Interest | | 42.64 | 62,798.18 |
| 14/08/2017 | Syd Distribution | | 330.00 | 63,128.18 |
| 01/09/2017 | Credit Interest | | 42.80 | 63,170.98 |
| 27/09/2017 | Iluka Resources | | 60.00 | 63,230.98 |
| 28/09/2017 | TLS Fnl Div | | 1,648.73 | 64,879.71 |
| 29/09/2017 | QBE Dividend | | 220.00 | 65,099.71 |
| 01/10/2017 | Credit Interest | | 41.66 | 65,141.37 |
| 06/10/2017 | WOW Dividend | | 250.00 | 65,391.37 |
| 01/11/2017 | Credit Interest | | 44.40 | 65,435.77 |
| 01/12/2017 | Credit Interest | | 43.03 | 65,478.80 |
| 01/01/2018 | Credit Interest | | 44.49 | 65,523.29 |
| 01/02/2018 | Credit Interest | | 44.52 | 65,567.81 |
| 14/02/2018 | Syd Distribution | | 360.00 | 65,927.81 |
| 16/02/2018 | CYBG Dividend | | 11.20 | 65,939.01 |
| 01/03/2018 | Credit Interest | | 40.36 | 65,979.37 |
| 01/04/2018 | Credit Interest | | 44.83 | 66,024.20 |
| 06/04/2018 | WOW Dividend | | 215.00 | 66,239.20 |
| 20/04/2018 | QBE Dividend | | 40.00 | 66,279.20 |
| 23/04/2018 | Iluka Resources | | 250.00 | 66,529.20 |
| 01/05/2018 | Credit Interest | | 43.58 | 66,572.78 |
| 01/06/2018 | Credit Interest | | 45.23 | 66,618.01 |
| 30/06/2018 | Closing Balance | | <u>3,902.81</u> | <u>66,618.01</u> |
| | Transactions : 22 | | | |

BLONDE JACKO SUPERANNUATION FUND

Investment Summary as at 30 June 2018

| Investment | Units | Average Cost Price | Market Price | Accounting Cost | Market Value | Unrealised Accounting Gain/(Loss) | Accounting Gain/(Loss) (%) | Portfolio Weight (%) |
|---|--------------|--------------------------|-----------------|--------------------|-------------------|---|----------------------------------|----------------------------|
| <u>Bank</u> | | | | | | | | |
| Cash at Bank 10960368 | | | | 66,618.01 | 66,618.01 | | | 17.39% |
| | | | | 66,618.01 | 66,618.01 | | | 17.39% |
| <u>Listed Securities Market</u> | | | | | | | | |
| AGL Energy Limited (ASX:AGL) | 1,252.00000 | 15.2183 | 22.4800 | 19,053.35 | 28,144.96 | 9,091.61 | 47.72% | 7.35% |
| AMP Limited (ASX:AMP) | 6,551.00000 | 4.7792 | 3.5600 | 31,308.75 | 23,321.56 | (7,987.19) | (25.51)% | 6.09% |
| Australia And New Zealand Banking Group Limited (ASX:ANZ) | 1,326.00000 | 23.8712 | 28.2400 | 31,653.24 | 37,446.24 | 5,793.00 | 18.30% | 9.78% |
| Cybg PLC - Cdi 1:1 Foreign Exempt Lse (ASX:CYB) | 646.00000 | 4.0100 | 5.6300 | 2,590.46 | 3,636.98 | 1,046.52 | 40.40% | 0.95% |
| Iluka Resources Limited (ASX:ILU) | 1,000.00000 | 9.5000 | 11.1800 | 9,499.95 | 11,180.00 | 1,680.05 | 17.68% | 2.92% |
| National Australia Bank Limited (ASX:NAB) | 2,965.00000 | 25.4859 | 27.4100 | 75,565.81 | 81,270.65 | 5,704.84 | 7.55% | 21.22% |
| Newcrest Mining Limited (ASX:NCM) | 1,023.00000 | 23.2371 | 21.8000 | 23,771.59 | 22,301.40 | (1,470.19) | (6.18)% | 5.82% |
| QBE Insurance Group Limited (ASX:QBE) | 1,000.00000 | 11.4299 | 9.7400 | 11,429.95 | 9,740.00 | (1,689.95) | (14.79)% | 2.54% |
| Sydney Airport - Fully Paid Stapled Securities (ASX:SYD) | 2,000.00000 | 6.4750 | 7.1600 | 12,949.95 | 14,320.00 | 1,370.05 | 10.58% | 3.74% |
| Telstra Corporation Limited (ASX:TLS) | 10,981.00000 | 4.9926 | 2.6200 | 54,823.49 | 28,770.22 | (26,053.27) | (47.52)% | 7.51% |
| Westpac Banking Corporation (ASX:WBC) | 1,399.00000 | 27.5333 | 29.3000 | 38,519.03 | 40,990.70 | 2,471.67 | 6.42% | 10.70% |
| Woolworths Group Limited (ASX:WOW) | 500.00000 | 36.4599 | 30.5200 | 18,229.95 | 15,260.00 | (2,969.95) | (16.29)% | 3.98% |
| | | | | 329,395.52 | 316,382.71 | (13,012.81) | (3.95)% | 82.61% |
| | | | | 396,013.53 | 383,000.72 | (13,012.81) | (3.29)% | 100.00% |

The accounting cost is the original cost base adjusted by any subsequent capital call/improvement or capital return transactions. In many cases, it is not the same as the adjusted or reduced cost base, or the reset cost base resulting from the CGT relief. To view the tax cost base and unrealised gain/(loss) for tax purposes refer to the Unrealised Capital Gains Report or change the report parameter to tax cost base.

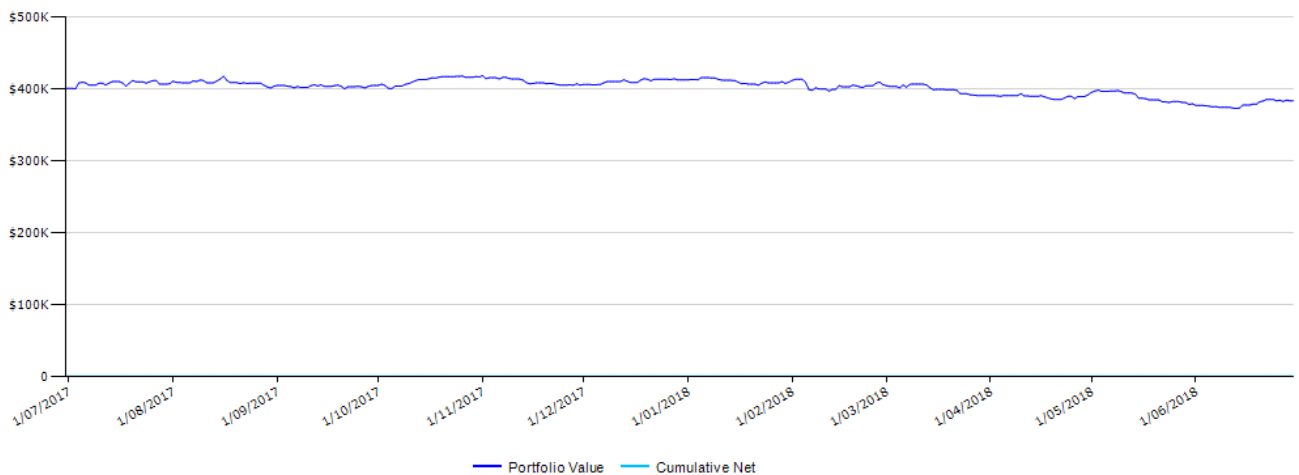
BLONDE JACKO SUPERANNUATION FUND

Investment Movement and Returns Report For the period from 01 July 2017 to 30 June 2018

Movement in Value

| | |
|---------------------------------------|-------------------|
| Starting Market Value | 400,471.11 |
| Net Addition | 0.00 |
| Realised and Unrealised Gains/Losses | (35,960.03) |
| Investment Income (excluding credits) | 18,489.64 |
| Ending Market Value | 383,000.72 |
| Movement in Value | (17,470.39) |

Portfolio Value versus Cumulative Net Investment



Portfolio Return

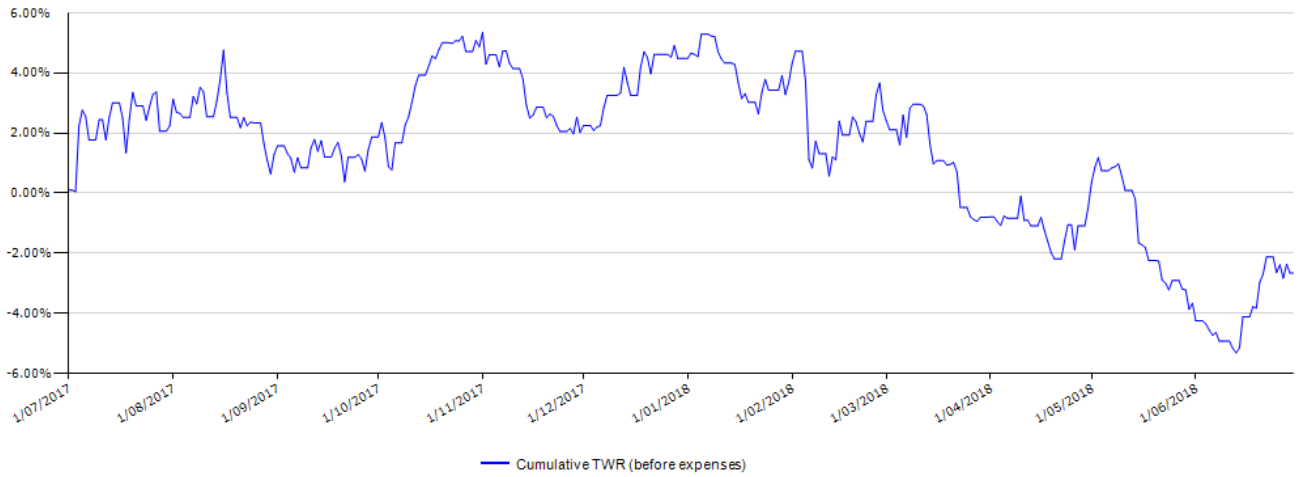
| | |
|--|--------------------|
| Realised and Unrealised Gains/Losses | (35,960.03) |
| Investment Income (excluding credits) | 18,489.64 |
| Credits | 7,125.48 |
| Total dollar return before expenses | (10,344.91) |
| Investment Expenses | 0.00 |
| Total dollar return after expenses | (10,344.91) |

| | 1 year | 3 years | Since 01/07/2016 | Since 01/07/2017 |
|---|--------|---------|---------------------|---------------------|
| Investment return before expenses (TWR) | -2.67% | - | 8.55% | -2.67% |

BLONDE JACKO SUPERANNUATION FUND

Investment Movement and Returns Report
For the period from 01 July 2017 to 30 June 2018

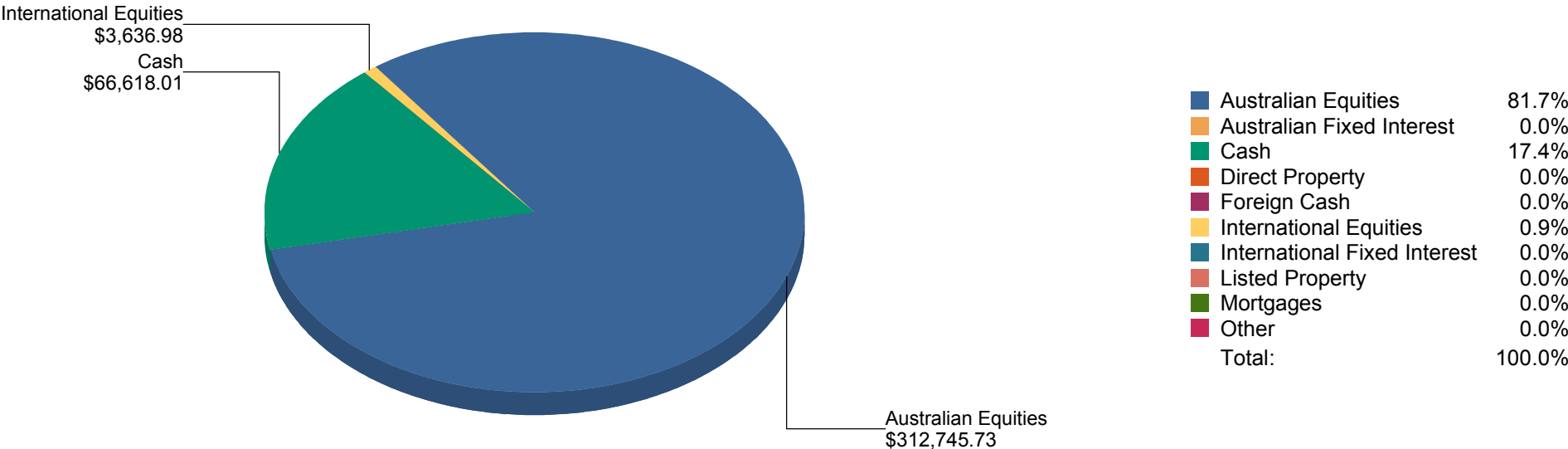
Return Over Time



BLONDE JACKO SUPERANNUATION FUND

Investment Allocation as at 30 June 2018

Current Asset Allocation



BLONDE JACKO SUPERANNUATION FUND

Investment Allocation as at 30 June 2018

| | Australian Equities | Cash | International Equities | Total (\$) |
|---|----------------------|----------------------|------------------------|----------------------|
| Australia And New Zealand Banking Group Limited (ASX:ANZ) | 37,446.24 100.00% | 0.00 0.00% | 0.00 0.00% | 37,446.24 100.00% |
| National Australia Bank Limited (ASX:NAB) | 81,270.65 100.00% | 0.00 0.00% | 0.00 0.00% | 81,270.65 100.00% |
| QBE Insurance Group Limited (ASX:QBE) | 9,740.00 100.00% | 0.00 0.00% | 0.00 0.00% | 9,740.00 100.00% |
| Sydney Airport - Fully Paid Stapled Securities (ASX:SYD) | 14,320.00 100.00% | 0.00 0.00% | 0.00 0.00% | 14,320.00 100.00% |
| Telstra Corporation Limited (ASX:TLS) | 28,770.22 100.00% | 0.00 0.00% | 0.00 0.00% | 28,770.22 100.00% |
| Westpac Banking Corporation (ASX:WBC) | 40,990.70 100.00% | 0.00 0.00% | 0.00 0.00% | 40,990.70 100.00% |
| AGL Energy Limited (ASX:AGL) | 28,144.96 100.00% | 0.00 0.00% | 0.00 0.00% | 28,144.96 100.00% |
| AMP Limited (ASX:AMP) | 23,321.56 100.00% | 0.00 0.00% | 0.00 0.00% | 23,321.56 100.00% |
| Cash at Bank 10960368 | 0.00 0.00% | 66,618.01 100.00% | 0.00 0.00% | 66,618.01 100.00% |
| Cybg PLC - Cdi 1:1 Foreign Exempt Lse (ASX:CYB) | 0.00 0.00% | 0.00 0.00% | 3,636.98 100.00% | 3,636.98 100.00% |
| Iluka Resources Limited (ASX:ILU) | 11,180.00 100.00% | 0.00 0.00% | 0.00 0.00% | 11,180.00 100.00% |
| Newcrest Mining Limited (ASX:NCM) | 22,301.40 100.00% | 0.00 0.00% | 0.00 0.00% | 22,301.40 100.00% |
| Woolworths Group Limited (ASX:WOW) | 15,260.00 100.00% | 0.00 0.00% | 0.00 0.00% | 15,260.00 100.00% |

| | Australian Equities | Cash | International Equities | Total (\$) |
|-------|--------------------------------|---------------------|-----------------------------------|-----------------------|
| Total | 312,745.73 81.66% | 66,618.01 17.39% | 3,636.98 0.95% | 383,000.72 100.00% |

NOTE: Investment Totals include Unsettled Amounts.

BLONDE JACKO SUPERANNUATION FUND

Foreign Cash Reconciliation Statement

For the period 1 July 2017 to 30 June 2018

| Date | Description | Bank Statement Line Items | | | | | Matched Transaction(s) | | |
|------|-------------|---------------------------|---------------------|---------|--------------------|-----------------|------------------------|------------|--------------|
| | | Foreign Withdrawals | Foreign Deposits | Balance | AUD Withdrawals | AUD Deposits | Amount | Matched As | Account Name |

Currency:

Bank Account:

Opening Balance

Closing Balance

BLONDE JACKO SUPERANNUATION FUND

Statement of Taxable Income

For the Period from 1 July 2017 to 30 June 2018

| Description | Investment Reference | Date | Tax Return Ref. | Amount |
|---|--|-------------|------------------|---------------|
| | | | Section B | |
| Income | | | | |
| Net Capital Gain | | | | |
| Deferred Capital Gain Realised | | 30 Jun 2018 | A | 0.00 |
| Less Capital Losses Applied | | 30 Jun 2018 | A | 0.00 |
| Less Discount | | 30 Jun 2018 | A | 0.00 |
| Total Net Capital Gain | | | A | 0.00 |
| Total Gross Rent and Other Leasing & Hiring Income | | | B | 0.00 |
| Gross Interest | | | | |
| Credit Interest | 682: Cash at Bank 10960368 | 01 Jul 2017 | C | 40.34 |
| Credit Interest | 682: Cash at Bank 10960368 | 01 Aug 2017 | C | 42.64 |
| Credit Interest | 682: Cash at Bank 10960368 | 01 Sep 2017 | C | 42.80 |
| Credit Interest | 682: Cash at Bank 10960368 | 01 Oct 2017 | C | 41.66 |
| Credit Interest | 682: Cash at Bank 10960368 | 01 Nov 2017 | C | 44.40 |
| Credit Interest | 682: Cash at Bank 10960368 | 01 Dec 2017 | C | 43.03 |
| Credit Interest | 682: Cash at Bank 10960368 | 01 Jan 2018 | C | 44.49 |
| Credit Interest | 682: Cash at Bank 10960368 | 01 Feb 2018 | C | 44.52 |
| Credit Interest | 682: Cash at Bank 10960368 | 01 Mar 2018 | C | 40.36 |
| Credit Interest | 682: Cash at Bank 10960368 | 01 Apr 2018 | C | 44.83 |
| Credit Interest | 682: Cash at Bank 10960368 | 01 May 2018 | C | 43.58 |
| Credit Interest | 682: Cash at Bank 10960368 | 01 Jun 2018 | C | 45.23 |
| Less Rounding | | | C | (0.88) |
| Total Gross Interest | | | C | 517.00 |
| Total Forestry Managed Investment Scheme Income | | | X | 0.00 |
| Net Foreign Income | | | | |
| CYB 1 PENCE; UNFRANKED; NIL CFI | CYB: Cybg PLC - Cdi 1:1 Foreign Exempt Lse | 16 Feb 2018 | D | 11.20 |
| Less Rounding | | | D | (0.20) |
| Total Net Foreign Income | | | D | 11.00 |
| Total Australian Franking Credits from a New Zealand Company | | | E | 0.00 |
| Total Transfers from Foreign Funds | | | F | 0.00 |
| Total Gross Payments where ABN not quoted | | | H | 0.00 |
| Total Gross Distribution from Partnerships | | | I | 0.00 |
| Unfranked Dividend Amount | | | | |
| AGL 40C FRANKED@30%; 10C CFI; DRP NIL DISC | AGL: AGL Energy Limited | 22 Sep 2017 | J | 119.60 |
| AGL 43.2C FRANKED@30%; 10.8C CFI; DRP NIL DISC | AGL: AGL Energy Limited | 26 Mar 2018 | J | 131.87 |
| AMP 13.05C FR@30%; 1.45C CFI; DRP NIL DISC | AMP: AMP Limited | 29 Sep 2017 | J | 89.87 |
| AMP 13.05C FR@30%; 1.45C CFI; DRP NIL DISC | AMP: AMP Limited | 28 Mar 2018 | J | 92.47 |
| NCM US7.5C; US5.25C FR@30%;NIL CFI;DRP | NCM: Newcrest Mining Limited | 27 Oct 2017 | J | 28.65 |
| QBE 6.6C FR@30%;15.4C CFI; DRP&BSP NIL DISC | QBE: QBE Insurance Group Limited | 29 Sep 2017 | J | 154.00 |
| QBE 1.2C FR@30%;2.8C CFI; DRP&BSP NIL DISC | QBE: QBE Insurance Group Limited | 20 Apr 2018 | J | 28.00 |
| Less Rounding | | | J | (0.46) |
| Total Unfranked Dividend Amount | | | J | 644.00 |
| Franked Dividend Amount | | | | |
| AGL 40C FRANKED@30%; 10C CFI; DRP NIL DISC | AGL: AGL Energy Limited | 22 Sep 2017 | K | 478.40 |

BLONDE JACKO SUPERANNUATION FUND

Statement of Taxable Income

For the Period from 1 July 2017 to 30 June 2018

| Description | Investment Reference | Date | Tax Return Ref. | Amount |
|--|--|-------------|-----------------|------------------|
| AGL 43.2C FRANKED@30%; 10.8C CFI; DRP NIL DISC | AGL: AGL Energy Limited | 26 Mar 2018 | K | 527.47 |
| AMP 13.05C FR@30%; 1.45C CFI; DRP NIL DISC | AMP: AMP Limited | 29 Sep 2017 | K | 808.84 |
| AMP 13.05C FR@30%; 1.45C CFI; DRP NIL DISC | AMP: AMP Limited | 28 Mar 2018 | K | 832.19 |
| ANZ 80C FRANKED @ 30%; DRP & BSP NIL DISC | ANZ: Australia And New Zealand Banking Group Limited | 03 Jul 2017 | K | 1,004.00 |
| ANZ 80C FRANKED @ 30%; DRP & BSP NIL DISC | ANZ: Australia And New Zealand Banking Group Limited | 18 Dec 2017 | K | 1,032.00 |
| ILU 6C FRANKED @ 30% | ILU: Iluka Resources Limited | 27 Sep 2017 | K | 60.00 |
| ILU 25C FRANKED @ 30%; DRP | ILU: Iluka Resources Limited | 23 Apr 2018 | K | 250.00 |
| NAB 99C FRANKED@ 30%;DRP&BSP NIL DISCOUNT | NAB: National Australia Bank Limited | 05 Jul 2017 | K | 2,750.22 |
| NAB 99C FR@ 30%; DRP; BSP NIL DISCOUNT | NAB: National Australia Bank Limited | 13 Dec 2017 | K | 2,840.31 |
| NCM US7.5C; US5.25C FR@30%;NIL CFI;DRP | NCM: Newcrest Mining Limited | 27 Oct 2017 | K | 66.84 |
| NCM US7.5C FR@30%;DRP NIL DISCOUNT | NCM: Newcrest Mining Limited | 02 May 2018 | K | 98.59 |
| QBE 6.6C FR@30%;15.4C CFI; DRP&BSP NIL DISC | QBE: QBE Insurance Group Limited | 29 Sep 2017 | K | 66.00 |
| QBE 1.2C FR@30%;2.8C CFI; DRP&BSP NIL DISC | QBE: QBE Insurance Group Limited | 20 Apr 2018 | K | 12.00 |
| TLS 15.5C FRANKED @ 30% D.R.P. SUSPENDED | TLS: Telstra Corporation Limited | 28 Sep 2017 | K | 1,648.73 |
| TLS 11C FRANKED@30%; 3.5C SPECIAL; DRP | TLS: Telstra Corporation Limited | 29 Mar 2018 | K | 1,170.07 |
| WBC 94C FRANKED@30%; DRP | WBC: Westpac Banking Corporation | 04 Jul 2017 | K | 1,237.98 |
| WBC 94C FRANKED@30%; DRP NIL DISCOUNT | WBC: Westpac Banking Corporation | 22 Dec 2017 | K | 1,277.46 |
| WOW 50C FRANKED @ 30%; DRP | WOW: Woolworths Group Limited | 06 Oct 2017 | K | 250.00 |
| WOW 43C FRANKED @ 30%; DRP | WOW: Woolworths Group Limited | 06 Apr 2018 | K | 215.00 |
| <i>Less Rounding</i> | | | K | (0.10) |
| Total Franked Dividend Amount | | | K | 16,626.00 |
| Dividend Franking Credit | | | | |
| AGL 40C FRANKED@30%; 10C CFI; DRP NIL DISC | AGL: AGL Energy Limited | 22 Sep 2017 | L | 205.03 |
| AGL 43.2C FRANKED@30%; 10.8C CFI; DRP NIL DISC | AGL: AGL Energy Limited | 26 Mar 2018 | L | 226.06 |
| AMP 13.05C FR@30%; 1.45C CFI; DRP NIL DISC | AMP: AMP Limited | 29 Sep 2017 | L | 346.65 |
| AMP 13.05C FR@30%; 1.45C CFI; DRP NIL DISC | AMP: AMP Limited | 28 Mar 2018 | L | 356.65 |
| ANZ 80C FRANKED @ 30%; DRP & BSP NIL DISC | ANZ: Australia And New Zealand Banking Group Limited | 03 Jul 2017 | L | 430.29 |
| ANZ 80C FRANKED @ 30%; DRP & BSP NIL DISC | ANZ: Australia And New Zealand Banking Group Limited | 18 Dec 2017 | L | 442.29 |
| ILU 6C FRANKED @ 30% | ILU: Iluka Resources Limited | 27 Sep 2017 | L | 25.71 |
| ILU 25C FRANKED @ 30%; DRP | ILU: Iluka Resources Limited | 23 Apr 2018 | L | 107.14 |
| NAB 99C FRANKED@ 30%;DRP&BSP NIL DISCOUNT | NAB: National Australia Bank Limited | 05 Jul 2017 | L | 1,178.67 |
| NAB 99C FR@ 30%; DRP; BSP NIL DISCOUNT | NAB: National Australia Bank Limited | 13 Dec 2017 | L | 1,217.28 |
| NCM US7.5C; US5.25C FR@30%;NIL CFI;DRP | NCM: Newcrest Mining Limited | 27 Oct 2017 | L | 28.65 |
| NCM US7.5C FR@30%;DRP NIL DISCOUNT | NCM: Newcrest Mining Limited | 02 May 2018 | L | 42.25 |
| QBE 6.6C FR@30%;15.4C CFI; DRP&BSP NIL DISC | QBE: QBE Insurance Group Limited | 29 Sep 2017 | L | 28.29 |
| QBE 1.2C FR@30%;2.8C CFI; DRP&BSP NIL DISC | QBE: QBE Insurance Group Limited | 20 Apr 2018 | L | 5.14 |
| TLS 15.5C FRANKED @ 30% D.R.P. SUSPENDED | TLS: Telstra Corporation Limited | 28 Sep 2017 | L | 706.60 |
| TLS 11C FRANKED@30%; 3.5C SPECIAL; DRP | TLS: Telstra Corporation Limited | 29 Mar 2018 | L | 501.46 |
| WBC 94C FRANKED@30%; DRP | WBC: Westpac Banking Corporation | 04 Jul 2017 | L | 530.56 |
| WBC 94C FRANKED@30%; DRP NIL DISCOUNT | WBC: Westpac Banking Corporation | 22 Dec 2017 | L | 547.48 |
| WOW 50C FRANKED @ 30%; DRP | WOW: Woolworths Group Limited | 06 Oct 2017 | L | 107.14 |
| WOW 43C FRANKED @ 30%; DRP | WOW: Woolworths Group Limited | 06 Apr 2018 | L | 92.14 |
| <i>Less Rounding</i> | | | L | (0.48) |
| Total Dividend Franking Credit | | | L | 7,125.00 |

BLONDE JACKO SUPERANNUATION FUND

Statement of Taxable Income

For the Period from 1 July 2017 to 30 June 2018

| Description | Investment Reference | Date | Tax Return Ref. | Amount |
|---|---|-------------|------------------|------------------|
| Gross Trust Distributions | | | | |
| SYD DRP NIL DISCOUNT | SYD: Sydney Airport - Fully Paid Stapled Securities | 01 Jul 2017 | M | 330.00 |
| SYD DRP NIL DISCOUNT | SYD: Sydney Airport - Fully Paid Stapled Securities | 28 Dec 2017 | M | 360.00 |
| Distribution - Tax Statement | SYD: Sydney Airport - Fully Paid Stapled Securities | 30 Jun 2018 | M | (0.85) |
| <i>Less Rounding</i> | | | M | (0.15) |
| Total Gross Trust Distributions | | | M | 689.00 |
| Total Assessable Employer Contributions | | | R1 | 0.00 |
| Total Assessable Personal Contributions | | | R2 | 0.00 |
| Total No-TFN quoted contributions | | | R3 | 0.00 |
| Total Transfer of Liability to life insurance company or PST | | | R6 | 0.00 |
| Total Assessable Contributions | | | R | 0.00 |
| Total Other Income | | | S | 0.00 |
| Total Assessable Income Due to Changed Tax Status of Fund | | | T | 0.00 |
| Total Net Non-arm's Length Income | | | U | 0.00 |
| Total Exempt Current Pension Income | | | Y | 0.00 |
| Total Assessable Income | | | | 25,612.00 |
| Deductions | | | | |
| | | | | Section C |
| Total Interest Expenses within Australia | | | A | 0.00 |
| Total Interest Expenses Overseas | | | B | 0.00 |
| Total Capital Works Deductions | | | D | 0.00 |
| Total Deduction for Decline in Value of Depreciating Assets | | | E | 0.00 |
| Total Death or Disability Premiums | | | F | 0.00 |
| Total Death Benefit Increase | | | G | 0.00 |
| Total Approved Auditor Fee | | | H | 0.00 |
| Total Investment Expenses | | | I | 0.00 |
| Total Management and Administration Expenses | | | J | 0.00 |
| Total Forestry Managed Investment Scheme Deduction | | | U | 0.00 |
| Total Other Deductions | | | L | 0.00 |
| Tax Losses Deducted | | | | |
| Tax Losses Brought Forward | | 30 Jun 2018 | M | 0.00 |
| Less Net Exempt Income | | 30 Jun 2018 | M | 0.00 |
| Total Tax Losses Deducted | | | M | 0.00 |
| Total Deductions | | | | 0.00 |
| Taxable Income or Loss | | | (V - N) O | 25,612.00 |

BLONDE JACKO SUPERANNUATION FUND

Statement of Taxable Income

For the Period from 1 July 2017 to 30 June 2018

| Description | Investment Reference | Date | Tax Return Ref. | Amount |
|---|--|-------------|------------------|-----------------|
| Income Tax Calculation Statement | | | Section D | |
| Gross Tax | | | | |
| Gross Tax @ 15% for Concessional Income | | 30 Jun 2018 | T1 | 3,841.80 |
| Gross Tax @ 45% for Net Non-Arm's Length Income | | 30 Jun 2018 | T1 | 0.00 |
| No-TFN Quoted Contributions @ 32% | | 30 Jun 2018 | J | 0.00 |
| Total Gross Tax | | | | 3,841.80 |
| Total Credit: Foreign Tax Income Offset | | | C1 | 0.00 |
| Total Credit: Rebates and Tax Offset | | | C2 | 0.00 |
| Rebates and Offsets | | | C | 0.00 |
| SUBTOTAL | | | | 3,841.80 |
| Credit: Refundable Franking Credits | | | | |
| AGL 40C FRANKED@30%; 10C CFI; DRP NIL DISC | AGL: AGL Energy Limited | 22 Sep 2017 | E1 | 205.03 |
| AGL 43.2C FRANKED@30%; 10.8C CFI; DRP NIL DISC | AGL: AGL Energy Limited | 26 Mar 2018 | E1 | 226.06 |
| AMP 13.05C FR@30%; 1.45C CFI; DRP NIL DISC | AMP: AMP Limited | 29 Sep 2017 | E1 | 346.65 |
| AMP 13.05C FR@30%; 1.45C CFI; DRP NIL DISC | AMP: AMP Limited | 28 Mar 2018 | E1 | 356.65 |
| ANZ 80C FRANKED @ 30%; DRP & BSP NIL DISC | ANZ: Australia And New Zealand Banking Group Limited | 03 Jul 2017 | E1 | 430.29 |
| ANZ 80C FRANKED @ 30%; DRP & BSP NIL DISC | ANZ: Australia And New Zealand Banking Group Limited | 18 Dec 2017 | E1 | 442.29 |
| ILU 6C FRANKED @ 30% | ILU: Iluka Resources Limited | 27 Sep 2017 | E1 | 25.71 |
| ILU 25C FRANKED @ 30%; DRP | ILU: Iluka Resources Limited | 23 Apr 2018 | E1 | 107.14 |
| NAB 99C FRANKED@ 30%;DRP&BSP NIL DISCOUNT | NAB: National Australia Bank Limited | 05 Jul 2017 | E1 | 1,178.67 |
| NAB 99C FR@ 30%; DRP; BSP NIL DISCOUNT | NAB: National Australia Bank Limited | 13 Dec 2017 | E1 | 1,217.28 |
| NCM US7.5C; US5.25C FR@30%;NIL CFI;DRP | NCM: Newcrest Mining Limited | 27 Oct 2017 | E1 | 28.65 |
| NCM US7.5C FR@30%;DRP NIL DISCOUNT | NCM: Newcrest Mining Limited | 02 May 2018 | E1 | 42.25 |
| QBE 6.6C FR@30%;15.4C CFI; DRP&BSP NIL DISC | QBE: QBE Insurance Group Limited | 29 Sep 2017 | E1 | 28.29 |
| QBE 1.2C FR@30%;2.8C CFI; DRP&BSP NIL DISC | QBE: QBE Insurance Group Limited | 20 Apr 2018 | E1 | 5.14 |
| TLS 15.5C FRANKED @ 30% D.R.P. SUSPENDED | TLS: Telstra Corporation Limited | 28 Sep 2017 | E1 | 706.60 |
| TLS 11C FRANKED@30%; 3.5C SPECIAL; DRP | TLS: Telstra Corporation Limited | 29 Mar 2018 | E1 | 501.46 |
| WBC 94C FRANKED@30%; DRP | WBC: Westpac Banking Corporation | 04 Jul 2017 | E1 | 530.56 |
| WBC 94C FRANKED@30%; DRP NIL DISCOUNT | WBC: Westpac Banking Corporation | 22 Dec 2017 | E1 | 547.48 |
| WOW 50C FRANKED @ 30%; DRP | WOW: Woolworths Group Limited | 06 Oct 2017 | E1 | 107.14 |
| WOW 43C FRANKED @ 30%; DRP | WOW: Woolworths Group Limited | 06 Apr 2018 | E1 | 92.14 |
| Total Credit: Refundable Franking Credits | | | E1 | 7,125.48 |
| Total Credit: No-TFN Tax Offset | | | E2 | 0.00 |
| Total Credit: Refundable National Rental Affordability Scheme Tax Offset | | | E3 | 0.00 |
| Total Credit: Interest on Early Payments | | | H1 | 0.00 |
| Total Credit: Foreign Resident Withholding | | | H2 | 0.00 |
| Total Credit: ABN/TFN Not Quoted (Non-Individual) | | | H3 | 0.00 |
| Total Credit: Interest on No-TFN Tax Offset | | | H6 | 0.00 |
| Total Eligible Credits | | | | 0.00 |

BLONDE JACKO SUPERANNUATION FUND**Statement of Taxable Income****For the Period from 1 July 2017 to 30 June 2018**

| Description | Investment Reference | Date | Tax Return Ref. | Amount |
|---|-----------------------------|-------------|--------------------------------|-------------------|
| Net Tax Payable | | | | (3,283.68) |
| Total PAYG Instalments Raised | | | K | 0.00 |
| Total Supervisory Levy | | | L | 259.00 |
| Total Supervisory Levy Adjustment for Wound Up Funds | | | M | 0.00 |
| Total Supervisory Levy Adjustment for New Funds | | | N | 0.00 |
| Total Amount Due / (Refundable) | | | | (3,024.68) |

BLONDE JACKO SUPERANNUATION FUND
Foreign Income and Expenses Worksheet
For the period 1 July 2017 to 30 June 2018

| Date | Description | Code | Market | Foreign Amount | | | Xrate | RBA Rate | Variance | AUD Amount | | |
|------|-------------|------|--------|----------------|-----|-----|-------|----------|----------|------------|-----|-----|
| | | | | Gross | WHT | Net | | | | Gross | WHT | Net |

Currency:

BLONDE JACKO SUPERANNUATION FUND

Tax Accounting Reconciliation

For the period 1 July 2017 to 30 June 2018

| Operating Statement Profit vs. Provision for Income Tax | | 2018 |
|---|----------------------|-------------------------|
| | | \$ |
| Benefits Accrued as a Result of Operations before Income Tax | | (10,344.91) |
| <u>ADD:</u> | | |
| Decrease in Market Value | | 35,960.03 |
| <u>LESS:</u> | | |
| Non-Taxable Income | | 0.85 |
| Rounding | | 2.27 |
| Taxable Income or Loss | | <u>25,612.00</u> |
| | Income Amount | Tax Amount |
| Gross Tax @ 15% for Concessional Income | 25,612.00 | 3,841.80 |
| Gross Tax @ 45% for Net Non-Arm's Length Income | 0.00 | 0.00 |
| No-TFN Quoted Contributions @ 32% | 0.00 | 0.00 |
| Change in Carried Forward Losses | 0.00 | 0.00 |
| Provision for Income Tax | | <u>3,841.80</u> |

Provision for Income Tax vs. Income Tax Expense

| | |
|---------------------------------|------------------------|
| Provision for Income Tax | <u>3,841.80</u> |
| Income Tax Expense | <u>3,841.80</u> |

Provision for Income Tax vs. Income Tax Payable

| | |
|--|--------------------------|
| Provision for Income Tax | 3,841.80 |
| <u>LESS:</u> | |
| Franking Credits | 7,125.48 |
| Income Tax Payable (Receivable) | <u>(3,283.68)</u> |

Exempt Current Pension Income Settings

| | |
|--------------------------------|---------|
| Pension Exempt % (Actuarial) | 0.0000% |
| Pension Exempt % (Expenses) | 0.0000% |
| Assets Segregated For Pensions | No |