

Barry Papaelia Pty Ltd Superannuation Fund  
Superannuation Fund Asset Valuation

Description Shares	ASX Code	Purchase Date	Units Held	Cost per Unit	Stamp Duty & Brokerage	Total Cost	Market Value 30/06/21	Movement Buy/Sell	Unit Price 30/06/2022	Market Value 30/06/2021	Increase / (Decrease)	Code
1 Westpac Banking Corporation Deemed Acquisition at Market Value	WBC	30/06/2017	2,457			74,963.07	63,415.17		19.50	47,911.50	(15,503.67)	
DRP		4/07/2017	78	29.79		2,309.58	2,013.18		19.50	1,521.00	(492.18)	
DRP		22/12/2017	75	31.62		2,382.90	1,935.75		19.50	1,462.50	(473.25)	
DRP		4/07/2018	88	28.11		2,453.40	2,271.28		19.50	1,716.00	(555.28)	
DRP		20/12/2018	98	25.82		2,536.12	2,529.38		19.50	1,911.00	(618.38)	
DRP		24/06/2019	96	27.36		2,628.24	2,477.76		19.50	1,872.00	(605.76)	
DRP		20/12/2019	92	25.17		2,313.60	2,374.52		19.50	1,794.00	(580.52)	
SPP		11/12/2019	1,240	24.20		30,000.00	32,004.40		19.50	24,180.00	(7,824.40)	
DRP		18/12/2020	66	19.83		1,309.44	1,703.46		19.50	1,287.00	(416.46)	
DRP		25/06/2021	96	25.98		2,488.20	2,477.76		19.50	1,872.00	(605.76)	
DRP		21/12/2021	118	22.34		2,631.60	0.00	2,631.60	19.50	2,301.00	(330.60)	
DRP		24/06/2022	114	23.96		2,747.44	0.00	2,747.44	19.50	2,223.00	(524.44)	
			4,618			128,763.59	113,202.66			90,051.00	(28,530.70)	2520.01 / 0865
4 BHP Billiton Limited	BHP	4/07/2006	517	27.510		14,262.75	25,110.69		41.25	21,326.25	(3,784.44)	
X0013563301		19/09/2006	1,000	25.370		25,441.49	48,570.00		41.25	41,250.00	(7,320.00)	
		22/11/2006	1,000	26.050		26,123.41	48,570.00		41.25	41,250.00	(7,320.00)	
		15/02/2007	2,000	28.600		57,361.19	97,140.00		41.25	82,500.00	(14,640.00)	
		20/08/2007	1,000	33.654		33,653.99	48,570.00		41.25	41,250.00	(7,320.00)	
		30/10/2007	1,000	45.220		45,219.74	48,570.00		41.25	41,250.00	(7,320.00)	
		16/10/2008	1,000	29.491		29,491.14	48,570.00		41.25	41,250.00	(7,320.00)	
		28/04/2009	1,000	32.300		32,299.81	48,570.00		41.25	41,250.00	(7,320.00)	
		3/09/2009	1,000	37.810		37,805.28	48,570.00		41.25	41,250.00	(7,320.00)	
		29/09/2009	1,000	37.921	117.21	37,927.21	48,570.00		41.25	41,250.00	(7,320.00)	
		9/10/2009	1,000	36.650	113.61	36,763.61	48,570.00		41.25	41,250.00	(7,320.00)	
		9/11/2009	1,000	36.660	113.64	36,773.64	48,570.00		41.25	41,250.00	(7,320.00)	
		2/12/2009	1,000	40.490	125.51	40,615.51	48,570.00		41.25	41,250.00	(7,320.00)	
		3/02/2010	1,000	40.033		40,033.72	48,570.00		41.25	41,250.00	(7,320.00)	
		6/05/2010	1,000	39.170	121.42	39,291.42	48,570.00		41.25	41,250.00	(7,320.00)	
		27/03/2013	1,000	33.170	102.82	33,272.82	48,570.00		41.25	41,250.00	(7,320.00)	
		8/04/2013	1,000	31.918		31,918.64	48,570.00		41.25	41,250.00	(7,320.00)	
		23/04/2013	1,000	31.284		31,284.58	48,570.00		41.25	41,250.00	(7,320.00)	
		28/03/2013	6,000	30.58		183,480.00	291,420.00		41.25	247,500.00	(43,920.00)	
		8/01/2014	500	36.970	57.30	18,542.30	24,285.00		41.25	20,625.00	(3,680.00)	
		9/10/2013	1,000	34.700	107.56	34,807.56	48,570.00		41.25	41,250.00	(7,320.00)	
		19/12/2013	1,000	36.450	112.99	36,562.99	48,570.00		41.25	41,250.00	(7,320.00)	
		9/09/2014	1,000	35.800	110.97	35,910.97	48,570.00		41.25	41,250.00	(7,320.00)	
		12/11/2014	1,000	33.160	102.78	33,262.78	48,570.00		41.25	41,250.00	(7,320.00)	
		15/12/2014	1,000	27.970	86.71	28,058.87	48,570.00		41.25	41,250.00	(7,320.00)	
		24/05/2015	-	2.250		(67,538.25)	0.00		41.25	0.00	0.00	
		10/06/2015	1,000	27.740	85.99	27,825.99	48,570.00		41.25	41,250.00	(7,320.00)	
		26/06/2015	2,000	27.570	170.93	55,314.59	97,140.00		41.25	82,500.00	(14,640.00)	
		1/10/2015	1,000	22.420	69.50	22,489.50	48,570.00		41.25	41,250.00	(7,320.00)	
		20/12/2016	1,000	24.911	77.22	24,987.84	48,570.00		41.25	41,250.00	(7,320.00)	
		21/07/2017	1,000	24.535	76.05	24,612.30	48,570.00		41.25	41,250.00	(7,320.00)	
		12/09/2020	1,000	26.890	83.36	26,973.36	48,570.00		41.25	41,250.00	(7,320.00)	
		22/04/2020	1,000	29.080	90.15	29,170.15	48,570.00		41.25	41,250.00	(7,320.00)	
		12/11/2020	1,000	36.890	113.73	36,803.73	48,570.00		41.25	41,250.00	(7,320.00)	
			39,017			1,180,304.63	1,995,055.69			1,609,451.25	(285,604.44)	2520.04 / 0865
7 Australia & New Zealand Banking Group Deemed Acquisition at Market Value	ANZ	30/06/2017	5,553			159,482.16	156,316.95		22.03	122,332.59	(33,984.36)	
DRP		3/07/2017	155	28.80		4,442.40	4,363.25		22.03	3,414.65	(948.60)	
DRP		18/12/2017	157	29.02		4,566.40	4,419.55		22.03	3,458.71	(960.84)	
DRP		2/07/2018	169	27.76		4,692.00	4,757.35		22.03	3,723.07	(1,034.28)	
DRP		18/12/2018	185	26.03		4,827.20	5,207.75		22.03	4,075.55	(1,132.20)	
DRP		1/07/2019	179	27.79		4,975.20	5,038.85		22.03	3,943.37	(1,095.48)	
DRP		18/12/2019	205	25.03		5,118.40	5,770.75		22.03	4,516.15	(1,254.60)	
DRP		30/09/2020	92	18.06		1,650.75	2,589.80		22.03	2,026.76	(563.04)	

Barry Papaia Pty Ltd Superannuation Fund																						
Superannuation Fund Asset Valuation																						
Description	ASX Code	Purchase Date	Units Held	Cost per Unit	Stamp Duty &	Total Cost	Market Value 30/06/21	Movement Buy/Sell	Unit Price 30/06/2022	Market Value 30/06/2021	Increase / (Decrease)	Code										
DRP		16/12/2020	105	22.19		2,343.25	2,955.75		22.03	2,313.15	(642.60)											
DRP		1/07/2021	171	27.91		4,760.00	0.00	4,760.00	22.03	3,767.13	(992.87)											
DRP		16/12/2021	181	27.68		5,019.12	0.00	5,019.02	22.03	3,987.43	(1,031.59)											
			7,152			201,876.88	191,420.00			157,558.56	(43,640.46)										2520.07 / 0865	
<b>8</b>	Australia & New Zealand Banking Group																					
<b>X0013553301</b>	Deemed Acquisition at Market Value																					
DRP		30/06/2017	29,522	28.72		847,871.84	831,044.30		22.03	650,369.66	(180,674.64)											
DRP		3/07/2017	820	28.80		23,617.60	23,083.00		22.03	18,064.60	(5,018.40)											
DRP		18/12/2017	837	29.02		24,273.60	23,561.55		22.03	18,439.11	(5,122.44)											
DRP		2/07/2018	898	27.76		24,943.20	25,278.70		22.03	19,782.94	(5,495.76)											
DRP		18/12/2018	986	26.03		25,661.60	27,755.90		22.03	21,721.58	(6,034.32)											
DRP		1/07/2019	952	27.79		26,450.40	26,798.80		22.03	20,972.56	(5,826.24)											
DRP		18/12/2019	1,087	25.03		27,212.00	30,599.05		22.03	23,946.61	(6,652.44)											
DRP		13/02/2020	(2,000)	26.37		(57,440.00)	(56,300.00)		22.03	(44,060.00)	12,240.00											
DRP	Sold for \$52,581.07	30/09/2020	458	18.06		8,275.50	12,892.70		22.03	10,089.74	(2,802.96)											
DRP		16/12/2020	530	22.19		11,746.00	14,919.50		22.03	11,675.90	(3,243.60)											
DRP		1/07/2021	855	27.91		23,863.00	0.00	23,863.00	22.03	18,835.65	(5,027.35)											
DRP		16/12/2021	909	27.68		25,160.40	0.00	25,160.40	22.03	20,025.27	(5,135.13)											
			35,854			1,011,635.14	959,633.50			789,863.62	(218,793.28)										2520.08 / 0865	
<b>12</b>	National Australia Bank																					
<b>X0008758182</b>	Deemed Acquisition at Market Value																					
DRP		30/06/2017	18,073			534,780.07	473,874.06		27.39	495,019.47	21,145.41											
DRP		5/07/2017	596	30.01		17,892.27	15,627.12		27.39	16,324.44	697.32											
DRP		13/12/2017	624	29.59		18,482.31	16,361.28		27.39	17,091.36	730.08											
DRP		5/07/2018	708	27.01		19,100.07	18,563.76		27.39	19,392.12	828.36											
DRP		14/12/2018	841	23.55		19,800.99	22,051.02		27.39	23,034.99	983.97											
DRP		3/07/2019	667	25.93		17,298.86	17,488.74		27.39	18,269.13	780.39											
DRP		12/12/2019	692	25.79		17,852.47	18,144.24		27.39	18,953.88	809.64											
DRP		2/06/2020	2,120	14.15		30,000.00	55,586.40		27.39	58,066.80	2,480.40											
DRP		3/07/2020	429	15.52		6,660.30	11,248.38		27.39	11,750.31	501.93											
DRP		10/12/2020	323	23.01		7,425.00	8,469.06		27.39	8,846.97	377.91											
DRP		2/07/2021	564	26.65		15,043.80	0.00	15,043.80	27.39	15,447.96	404.16											
DRP		15/12/2021	614	28.00		17,176.79	0.00	17,176.79	27.39	16,817.46	(359.33)											
			26,251			721,512.93	657,414.06			719,014.89	29,380.24										2520.12 / 0865	
<b>15</b>	Telstra																					
<b>I0134937289</b>	Deemed Acquisition at Market Value																					
DRP		30/06/2017	7,409			31,858.70	27,857.84		3.85	28,524.65	666.81											
			7,409			31,858.70	27,857.84			28,524.65	666.81											2520.15 / 0865
<b>18</b>	Macquarie Group Limited																					
<b>X0008758182</b>	Deemed Acquisition at Market Value																					
DRP		30/06/2017	3,987			352,849.50	623,686.41		164.51	655,901.37	32,214.96											
DRP		3/07/2017	126	88.79		11,163.60	19,710.18		164.51	20,728.26	1,018.08											
DRP		13/12/2017	85	98.54		8,431.65	13,296.55		164.51	13,983.35	686.80											
DRP		3/07/2018	116	115.35		13,433.60	18,145.88		164.51	19,083.16	937.28											
DRP		18/12/2018	82	113.86		9,275.10	12,827.26		164.51	13,489.82	662.56											
DRP		3/07/2019	130	121.45		15,825.60	20,335.90		164.51	21,386.30	1,050.40											
DRP		30/09/2019	125	120.00		15,000.00	19,553.75		164.51	20,563.75	1,010.00											
DRP		18/12/2019	86	135.47		11,627.50	13,452.98		164.51	14,147.86	694.88											
DRP		3/07/2020	77	110.47		8,526.60	12,045.11		164.51	12,667.27	622.16											
DRP		22/12/2020	47	139.08		6,498.90	7,352.21		164.51	7,731.97	379.76											
DRP		2/07/2021	109	149.45		16,284.35	0.00	16,284.35	164.51	17,931.59	1,647.24											
DRP		14/12/2021	66	204.28		13,518.40	0.00	13,518.40	164.51	10,857.66	(2,660.74)											
			5,036			482,434.80	760,405.23			828,472.36	38,263.38										2520.18 / 0865	
<b>19</b>	Telstra																					
<b>X0008758182</b>	Final Instal (15000)																					
DRP		22/10/1999	15,000	7.4		67,500.00	56,400.00		3.85	57,750.00	1,350.00											
DRP	T3 Instalment Receipt	24/10/2000	-	2.00		43,500.00	0.00		3.85	0.00	0.00											
DRP		24/11/2006	7,500	4.33		3,150.00	28,200.00		3.85	28,875.00	675.00											
DRP		4/04/2008	762	4.27		3,251.78	2,865.12		3.85	2,933.70	68.56											
DRP	T3 Instalment Receipts (Final)	28/04/2008	-	1.60		12,000.00	0.00		3.85	0.00	0.00											
DRP	Bonus Loyalty Shares	10/06/2008	300			0.00	1,128.00		3.85	1,155.00	27.00											
		22/10/1999	5,000			22,500.00	18,800.00		3.85	19,250.00	450.00											

Barry Papaeia Pty Ltd Superannuation Fund		30-Jun-22																		
Superannuation Fund Asset Valuation																				
Description	ASX Code	Purchase Date	Units Held	Cost per Unit	Stamp Duty &	Total Cost	Market Value 30/06/21	Movement Buy/Sell	Unit Price 30/06/2021	Market Value 30/06/2021	Increase / (Decrease)	Code								
Final Instal (5000) T3 Instalment Receipt		27/10/2000	-			14,500.00	0.00		3.85	0.00	0.00									
DRP		24/11/2006	3,000	2.00		6,000.00	11,280.00		3.85	11,550.00	270.00									
DRP		21/09/2007	97	4.33		420.00	364.72		3.85	373.45										
DRP		4/04/2008	265	4.27		1,133.58	996.40		3.85	1,020.25	23.85									
T3 Instalment Receipts (Final) Bonus Loyalty Shares		28/04/2008	-	1.60		4,800.00	0.00		3.85	0.00	0.00									
Sold for \$29,209.65		10/06/2008	120			0.00	451.20		3.85	462.00	10.80									
		6/10/2014	10,545	2.77		(78,033.00)	(39,649.20)		3.85	(40,538.25)	(949.05)									
			22,226			115,722.36	83,569.76			85,570.10	2,000.34	2520.19 / 0865								
20 Telstra	TLS	22/07/2021	10,000	3.76		37,716.56	0.00	37,716.56	3.85	38,500.00	783.44									
X0013553301		30/06/2022	10,000	3.91		39,221.20	0.00	39,221.20	3.85	38,500.00	(721.20)									
			20,000			76,937.76	0.00			77,000.00	62.24	2520.20 / 0865								
21 Telstra	TLS	30/06/2017	1,969			8,466.70	7,403.44		3.85	7,580.65	177.21									
10851906355			1,969			8,466.70	7,403.44			7,580.65	177.21	2520.21 / 0865								
22 Telstra	TLS	30/06/2017	1,969			8,466.70	7,403.44			7,580.65	177.21									
10712881330			1,969			8,466.70	7,403.44		3.85	7,580.65	177.21	2520.22 / 0865								
23 Telstra	TLS	30/06/2017	1,969			8,466.70	7,403.44			7,580.65	177.21									
10707064137			1,969			8,466.70	7,403.44		3.85	7,580.65	177.21	2520.23 / 0865								
26 National Australia Bank	NAB	30/06/2017	30,445			900,867.55	798,267.90			833,888.55	35,620.65									
DRP		5/07/2017	1,004	30.010		30,140.55	26,324.88		27.39	27,499.56	1,174.68									
DRP		13/12/2017	1,052	29.590		31,134.51	27,583.44		27.39	28,814.28	1,230.84									
DRP		5/07/2018	1,192	27.010		32,175.99	31,254.24		27.39	32,648.88	1,394.64									
DRP		14/12/2018	1,416	23.550		33,356.07	37,127.52		27.39	38,784.24	1,656.72									
DRP		3/07/2019	1,124	25.930		29,140.47	29,471.28		27.39	30,786.36	1,315.08									
DRP		12/12/2019	1,166	25.790		30,073.39	30,572.52		27.39	31,936.74	1,364.22									
DRP		3/07/2020	723	15.520		11,219.70	18,957.06		27.39	19,802.97	845.91									
DRP		10/12/2020	497	23.010		11,436.60	13,031.34		27.39	13,612.83	581.49									
DRP		2/07/2021	869	26.650		23,171.40	0.00	23,171.40	27.39	23,801.91	630.51									
DRP		15/12/2021	945	28.000		26,456.96	0.00	26,456.96	27.39	25,883.55	(573.41)									
			40,433			1,159,173.19	1,012,590.18			1,107,459.87	45,241.33	2520.26 / 0865								
29 Macquarie Group Limited	MQG	30/06/2017	1,929			170,716.50	301,753.47			317,339.79	15,586.32									
DRP		3/07/2017	61	88.79	Sold	5,401.20	9,542.23		164.51	10,035.11	492.88									
DRP		13/12/2017	41	98.54	10 Sold	4,079.50	6,413.63		164.51	6,744.91	331.28									
DRP		3/07/2018	56	115.35		6,499.20	8,760.08		164.51	9,212.56	452.48									
DRP		18/12/2018	40	113.86		4,487.05	6,257.20		164.51	6,580.40	323.20									
DRP		3/07/2019	63	121.45		7,657.20	9,855.09		164.51	10,364.13	509.04									
DRP		30/09/2019	125			15,000.00	19,553.75		164.51	20,563.75	1,010.00									
DRP		18/12/2019	42	135.47		5,787.50	6,570.06		164.51	6,909.42	339.36									
DRP		10/03/2020	350	123.66		43,413.41	54,750.50		164.51	57,576.50	2,828.00									
DRP		6/04/2020	500	89.70		44,982.78	78,215.00		164.51	82,255.00	4,040.00									
DRP		27/04/2020	500	97.64		48,970.14	78,215.00		164.51	82,255.00	4,040.00									
DRP		30/04/2020	500	102.76		51,539.54	78,215.00		164.51	82,255.00	4,040.00									
DRP		7/05/2020	500	98.91		49,608.30	78,215.00		164.51	82,255.00	4,040.00									
DRP		26/05/2020	1,000	107.53		107,859.11	156,430.00		164.51	164,510.00	8,080.00									
DRP		15/06/2020	(2,000)	115.18		(177,103.10)	(312,860.00)		164.51	(329,020.00)	(16,160.00)									
DRP		3/07/2020	77	110.47		8,472.60	12,045.11		164.51	12,667.27	622.16									
DRP		2/10/2020	400	120.38	149.26	48,301.10	62,572.00		164.51	65,804.00	3,232.00									
DRP		22/12/2020	41	149.45		5,648.40	6,413.63		164.51	6,744.91	331.28									
DRP		2/07/2021	94			14,153.75	0.00	14,153.75	164.51	15,463.94	1,310.19									
DRP		14/12/2021	58			11,747.68	0.00	11,747.68	164.51	9,541.58	(2,206.10)									
			4,377			477,221.86	660,916.75			720,060.27	33,242.09	2520.29 / 0865								

Description	ASX Code	Purchase Date	Units Held	Cost per Unit	Stamp Duty &	Total Cost	Market Value 30/06/21	Movement Buy/Sell	Unit Price 30/06/2022	Market Value 30/06/2021	Increase / (Decrease)	Code
<b>31</b> Transurban Group	TCL											
X0013553301 Deemed Acquisition at Market Value		30/06/2017	90,443	11,8500		1,071,749.55	1,287,003.89		14.38	1,300,570.34	13,566.45	
DRP		11/08/2017	2,105	11,3848		23,967.40	29,954.15		14.38	30,269.90	315.75	
DRP		29/12/2017	2,165	11,9719		25,913.44	30,807.95		14.38	31,132.70	324.75	
Sold for \$265,290.04		29/12/2017	7,504			95,545.00	106,781.92		14.38	107,907.52	1,125.60	
Tax Deferred		4/04/2018	24,000	11,0900		(284,400.00)	(341,520.00)		14.38	(345,120.00)	(3,600.00)	
		30/06/2018	-			(14,693.52)	0.00		14.38	0.00	0.00	
		13/09/2018	9,259	10,8000		99,997.20	131,755.57		14.38	133,144.42	1,388.85	
		26/09/2018	4,464	10,8000		48,211.20	63,522.72		14.38	64,192.32	669.60	
		3/12/2018	2,000	11,4600		22,999.38	28,460.00		14.38	28,760.00	300.00	
DRP		15/02/2019	2,315	11,7658		27,242.60	32,942.45		14.38	33,299.70	347.25	
Tax Deferred		30/06/2019	-			(27,651.94)	0.00		14.38	0.00	0.00	
DRP		9/08/2019	1,906	15,1549		28,876.50	27,122.38		14.38	27,408.28	285.90	
DRP		14/02/2020	1,963	15,4949		30,429.91	27,933.49		14.38	28,227.94	294.45	
Tax Deferred		30/06/2020	-			(16,703.93)	0.00		14.38	0.00	0.00	
DRP		14/08/2020	1,160			16,019.84	16,506.80		14.38	16,680.80	174.00	
DRP		16/02/2021	1,164			15,192.60	16,563.72		14.38	16,738.32	174.60	
Tax Deferred		30/06/2021	-			(15,795.42)	0.00		14.38	0.00	0.00	
DRP		23/08/2021	1,519	14,4977		22,026.32	0.00	22,026.32	14.38	21,843.22	(183.10)	
DRP		18/10/2021	11,552	13,0000		150,176.00	0.00	150,176.00	14.38	166,117.76	15,941.76	
DRP		22/02/2022	1,304	13,2912		17,327.85	0.00	17,327.85	14.38	18,751.52	1,423.67	
Tax Deferred		30/06/2022	-			(22,384.46)	0.00	(22,384.46)	14.38	0.00	22,384.46	
			116,823			1,314,045.52	1,457,835.04			1,679,914.74	54,933.99	2520.31 / 0865
<b>33</b> Wesfarmers	WES											
X0008758182 Deemed Acquisition at Market Value		30/06/2017	2,592			103,991.04	153,187.20		41.91	108,630.72	(4,556.48)	
DRP		28/09/2017	74	42,0641		3,110.40	4,373.40		41.91	3,101.34	(1,272.06)	
DRP		5/04/2018	66	41,6950		2,745.98	3,900.60		41.91	2,766.06	(1,134.54)	
DRP		27/09/2018	64	51,3833		3,278.40	3,782.40		41.91	2,682.24	(1,100.16)	
To COL		28/11/2018	-			(32,704.67)	0.00		41.91	0.00	0.00	
DRP		10/04/2019	163	34,4090		5,592.00	9,633.30		41.91	6,831.33	(2,801.97)	
DRP		9/10/2019	58	39,4499		2,308.02	3,427.80		41.91	2,430.78	(997.02)	
DRP		31/03/2020	60	37,8725		2,262.75	3,546.00		41.91	2,514.60	(1,031.40)	
DRP		1/10/2020	63	45,9840		2,923.15	3,723.30		41.91	2,640.33	(1,082.97)	
DRP		31/03/2021	55	50,3107		2,763.20	3,250.50		41.91	2,305.05	(945.45)	
DRP		7/10/2021	51	57,0600		2,875.50	0.00	2,875.50	41.91	2,137.41	(738.09)	
Return of Capital		2/12/2021	-			(6,492.00)	0.00	(6,492.00)	41.91	0.00	6,492.00	
DRP		30/03/2022	52	49,2828		2,596.80	0.00	2,596.80	41.91	2,179.32	(417.48)	
			3,298			95,250.57	188,824.50			138,219.18	(49,585.62)	2520.33 / 0865
<b>39</b> BHP Billiton	BHP											
I0202259481 Deemed Acquisition at Market Value		30/06/2017	7,339			170,851.92	356,455.23		41.25	302,733.75	(53,721.48)	
			7,339			170,851.92	356,455.23			302,733.75	(53,721.48)	2520.39 / 0865
<b>47</b> Transurban Group	TCL											
X0008758182 Deemed Acquisition at Market Value		30/06/2017	3,416			40,479.60	48,609.68		14.38	49,122.08	512.40	
DRP		11/08/2017	79	11,385		905.24	1,124.17		14.38	1,136.02	11.85	
DRP		16/02/2018	82	11,972		978.61	1,166.86		14.38	1,179.16	12.30	
DRP		29/12/2017	284			3,237.60	4,041.32		14.38	4,083.92	42.60	
Tax Deferred		30/06/2018	-			(613.51)	0.00		14.38	0.00	0.00	
DRP		13/09/2018	678	10,800		7,322.40	9,647.94		14.38	9,749.64	101.70	
DRP		15/02/2019	112	11,766		1,316.31	1,593.76		14.38	1,610.56	16.80	
Tax Deferred		30/06/2019	-			(1,336.11)	0.00		14.38	0.00	0.00	
DRP		9/08/2019	92	15,155		1,395.30	1,309.16		14.38	1,322.96	13.80	
DRP		6/09/2019	1,025			15,000.00	14,585.75		14.38	14,739.50	153.75	
DRP		14/02/2020	115			1,788.08	1,636.45		14.38	1,653.70	17.25	
Tax Deferred		30/06/2020	-			(981.53)	0.00		14.38	0.00	0.00	
DRP		14/08/2020	69			941.28	981.87		14.38	992.22	10.35	
DRP		16/02/2021	68			892.80	967.64		14.38	977.84	10.20	
Tax Deferred		30/06/2021	-			(928.19)	0.00		14.38	0.00	0.00	
DRP		23/08/2021	89	14,498		1,294.30	0.00	1,294.30	14.38	1,279.82	(14.48)	

Barry Papaelia Pty Ltd Superannuation Fund		Superannuation Fund Asset Valuation		30-Jun-22											
Description	ASX Code	Purchase Date	Units Held	Cost per Unit	Stamp Duty &	Total Cost	Market Value 30/06/21	Movement Buy/Sell	Unit Price 30/06/2022	Market Value 30/06/2021	Increase / (Decrease)	Code			
DRP		1/10/2021	679	13.000		8,827.00	0.00	8,827.00	14.38	9,764.02	937.02				
Tax Deferred		22/02/2022	77	13.291		(1,315.39)	0.00	(1,315.39)	14.38	1,107.26	89.06				
		30/06/2022	6,865			80,221.99	85,664.60		14.38	99,718.70	1,315.39	2520.47 / 0865			
<b>48 Westpac Banking Corporation</b>	WBC														
<b>X0013553301</b>															
Deemed Acquisition at Market Value		30/06/2017	7,413			226,170.63	191,329.53		19.50	144,553.50	(46,776.03)				
DRP		4/07/2017	234	29.79		6,968.22	6,039.54		19.50	4,563.00	(1,476.54)				
DRP		22/12/2017	227	31.62		7,188.18	5,858.87		19.50	4,428.50	(1,432.37)				
DRP		4/07/2018	263	28.11		7,401.56	6,788.03		19.50	5,128.50	(1,659.53)				
DRP		20/12/2018	297	25.82		7,648.78	7,665.57		19.50	5,791.50	(1,874.07)				
DRP		24/06/2019	289	27.36		7,927.96	7,459.09		19.50	5,635.50	(1,823.59)				
DRP		20/12/2019	278	25.17		6,978.40	7,175.18		19.50	5,421.00	(1,754.18)				
DRP		18/12/2020	141	19.83		2,790.31	3,639.21		19.50	2,749.50	(889.71)				
DRP		25/06/2021	204	25.98		5,302.36	5,265.24		19.50	3,978.00	(1,287.24)				
DRP		21/12/2021	251	22.34		5,607.60	0.00	5,607.60	19.50	4,894.50	(713.10)				
DRP		24/06/2022	244	23.96		5,854.17	0.00	5,854.17	19.50	4,758.00	(1,096.17)				
			9,841			289,838.17	241,220.26			191,899.50	(60,782.53)	2520.48 / 0865			
<b>49 Woodside Energy</b>	WDS														
<b>X0013553301</b>															
From BHP		1/06/2022	7,050	29.76		209,808.00	0.00	209,808.00	31.84	224,472.00	14,664.00				
			7,050			209,808.00	0.00			224,472.00	14,664.00	2520.49 / 0865			
<b>50 Woodside Energy</b>	WDS														
<b>I0202259481</b>															
From BHP		1/06/2022	1,326	29.76		39,461.76	0.00	39,461.76	31.84	42,219.84	2,758.08				
			1,326			39,461.76	0.00			42,219.84	2,758.08	2520.50 / 0865			
<b>54 Argo Investment Limited</b>	ARG														
<b>X0013553301</b>															
Deemed Acquisition at Market Value		30/06/2017	5,915			45,368.05	52,820.95		8.80	52,052.00	(768.95)				
DRP		15/09/2017	124	7.63		946.40	1,107.32		8.80	1,091.20	(16.12)				
DRP		9/03/2018	117	7.98		936.05	1,044.81		8.80	1,029.60	(15.21)				
DRP		14/09/2018	125	7.89		984.96	1,116.25		8.80	1,100.00	(16.25)				
DRP		8/03/2019	133	7.53		1,004.96	1,187.69		8.80	1,170.40	(17.29)				
DRP		13/09/2019	135	8.05		1,090.38	1,205.55		8.80	1,188.00	(17.55)				
DRP		6/03/2020	119	8.82		1,047.84	1,062.67		8.80	1,047.20	(15.47)				
DRP		18/09/2020	123	7.59		933.52	1,098.39		8.80	1,082.40	(15.99)				
DRP		12/03/2021	114	8.34		950.74	1,018.02		8.80	1,003.20	(14.82)				
DRP		17/09/2021	105	9.23		966.70	0.00	966.70	8.80	924.00	(42.70)				
DRP		11/03/2022	117	9.60		1,121.60	0.00	1,121.60	8.80	1,029.60	(92.00)				
			7,127			55,351.20	61,661.65			62,717.60	(1,032.35)	2520.54 / 0865			
<b>68 CSL</b>	CSL														
<b>X0013553301</b>															
Deemed Acquisition at Market Value		30/06/2017	1,000			138,030.00	285,190.00		269.06	269,060.00	(16,130.00)				
DRP		13/02/2019	60	189.00		11,375.16	17,111.40		269.06	16,143.60	(967.80)				
DRP		7/03/2019	200	198.17		39,757.44	57,038.00		269.06	53,812.00	(3,226.00)				
DRP		8/08/2019	200	220.57		44,250.79	57,038.00		269.06	53,812.00	(3,226.00)				
DRP		29/09/2020	150	295.00		44,387.17	42,778.50		269.06	40,359.00	(2,419.50)				
DRP		17/11/2020	150	313.79		47,212.42	42,778.50		269.06	40,359.00	(2,419.50)				
DRP		19/02/2021	100	276.01		27,686.56	28,519.00		269.06	26,906.00	(1,613.00)				
DRP		25/02/2022	200	266.23	165.04	53,409.23	0.00	53,409.23	269.06	53,812.00	402.77				
			2,060			406,108.77	530,453.40			554,263.60	(29,599.03)	2520.68 / 0865			
<b>95 Australian Foundation Investment Co Ltd</b>	AFI														
<b>X0013553301</b>															
Deemed Acquisition at Market Value		20/09/2013	15,000	5.86	272.60	88,215.98	117,300.00		7.51	112,650.00	(4,650.00)				
DRP		31/10/2013	8,000	5.76	142.75	46,192.93	62,560.00		7.51	60,080.00	(2,480.00)				
DRP		29/11/2013	9,939	5.99	184.55	59,719.16	77,722.98		7.51	74,641.89	(3,081.09)				
DRP		2/12/2013	15,061	5.99	279.65	90,495.04	117,777.02		7.51	113,108.11	(4,668.91)				
DRP		6/12/2013	2,000	5.94	36.83	11,916.83	15,640.00		7.51	15,020.00	(620.00)				
DRP		13/12/2013	2,000	5.83	36.15	11,696.15	15,640.00		7.51	15,020.00	(620.00)				
DRP		14/04/2014	3,000	5.95	55.33	17,905.33	23,460.00		7.51	22,530.00	(930.00)				
DRP		21/02/2014	709	5.86	4,160.00	5,544.38	0.00	5,544.38	7.51	5,324.59	(219.79)				
DRP		29/08/2014	1,316	5.93	7,799.26	10,291.12	0.00	10,291.12	7.51	9,883.16	(407.96)				
DRP		1/10/2014	2,552	5.88	15,000.00	19,956.64	0.00	19,956.64	7.51	19,165.52	(791.12)				

Barry Papaelia Pty Ltd Superannuation Fund												
Superannuation Fund Asset Valuation												
Description	ASX Code	Purchase Date	Units Held	Cost per Unit	Stamp Duty &	Total Cost	Market Value 30/06/21	Movement Buy/Sell	Unit Price 30/06/2022	Market Value 30/06/2021	Increase / (Decrease)	Code
98 Sydney Airport Deemed Acquisition at Market Value Tax Deferred Tax Deferred Sold for \$38,097.50	SYD	1/10/2014	5,000	5.95	92.22	29,842.22	39,100.00		7.51	37,550.00	(1,550.00)	2520.95 / 0865
		22/10/2014	5,000	5.93	91.91	29,741.91	39,100.00		7.51	37,550.00	(1,550.00)	
		15/12/2014	2,000	5.92	36.71	11,876.71	15,640.00		7.51	15,020.00	(620.00)	
		20/02/2015	1,079	5.97		6,441.93	8,437.78		7.51	8,103.29	(334.49)	
		17/06/2015	5,000	6.20	96.10	31,096.10	39,100.00		7.51	37,550.00	(1,550.00)	
		28/08/2015	1,803	6.03		10,871.84	14,099.46		7.51	13,540.53	(568.93)	
		25/11/2015	1,815	5.51		10,000.00	14,193.30		7.51	13,630.65	(562.65)	
		19/02/2016	1,463	5.43		7,945.90	11,440.66		7.51	10,987.13	(453.53)	
		30/08/2016	2,076	5.58		11,583.18	16,234.32		7.51	15,590.76	(643.56)	
		24/02/2017	1,452	5.84		8,481.30	11,354.64		7.51	10,904.52	(450.12)	
		30/08/2017	2,040	5.92		12,077.10	15,952.80		7.51	15,320.40	(632.40)	
		23/02/2018	1,445	6.11		8,830.50	11,299.90		7.51	10,851.95	(447.95)	
31/08/2018	2,033	6.18		12,565.00	15,898.06		7.51	15,267.83	(630.23)			
25/02/2019	2,787	5.93		16,520.94	21,794.34		7.51	20,930.37	(863.97)			
29/08/2019	2,132	6.21		13,239.80	16,672.24		7.51	16,011.32	(660.92)			
24/02/2020	1,395	6.93		9,670.20	10,908.90		7.51	10,476.45	(432.45)			
6/07/2020	5,000	6.13		30,745.01	39,100.00		7.51	37,550.00	(1,550.00)			
1/09/2020	2,291	6.30		14,433.58	17,915.62		7.51	17,205.41	(710.21)			
27/01/2021	10,000	7.51	232.80	75,335.01	78,200.00		7.51	75,100.00	(3,100.00)			
23/02/2021	1,625	7.10		11,538.80	12,707.50		7.51	12,203.75	(503.75)			
31/08/2021	2,023	8.10		16,381.82	17,077.50		7.51	15,192.73	(1,189.09)			
25/02/2022	1,514	7.86		11,903.60	0.00		7.51	11,370.14	(533.46)			
			120,550			744,223.13	915,041.66			905,330.50	(37,986.58)	
99 Sydney Airport Deemed Acquisition at Market Value	SYD	30/06/2017	3,646			25,850.14	21,110.34			0.00	(21,110.34)	2520.98 / 0865
		30/06/2018	-			(1.55)	0.00			0.00	0.00	
		30/06/2019	-			(0.40)	0.00			0.00	0.00	
		24/08/2020	708			3,228.45	4,099.32			0.00	(4,099.32)	
		9/03/2022	4,354			(29,076.64)	0.00	(29,076.64)		0.00	29,076.64	
			-			0.00	25,209.66				0.00	
3 Virgin Money (formerly CYBG PLC) Deemed Acquisition at Market Value	VUK	30/06/2017	10,627	6.825	42.32	75,345.43	61,530.33			0.00	(61,530.33)	2520.99 / 0865
		4/08/2017	2,000	6.595	29.95	13,692.32	11,580.00			0.00	(11,580.00)	
		6/03/2018	1,000			6,624.95	5,790.00			0.00	(5,790.00)	
		30/06/2018	-			(4.93)	0.00			0.00	0.00	
		30/06/2019	-			(1.47)	0.00			0.00	0.00	
		24/08/2020	2,647			12,070.32	15,326.13			0.00	(15,326.13)	
9/03/2022	16,274			(107,726.62)	0.00	(107,726.62)			0.00	107,726.62		
			-		0.00	94,226.46				0.00	13,500.16	
5 South 32 Deemed Acquisition at Market Value	S32	30/06/2017	4,208	6.99	108.34	19,819.68	15,485.44		2.21	9,299.68	(6,185.76)	2520.03 / 0865
			4,208			19,819.68	15,485.44			0.00	0.00	
			-							9,299.68	(6,185.76)	
14 Washington H Soul Pattinson & Co Ltd Sold for \$134,700.03	SOL	30/06/2017	7,339			19,668.52	21,503.27		3.94	28,915.66	7,412.39	2520.05 / 0865
			7,339			19,668.52	21,503.27			28,915.66	7,412.39	
		21/04/2020	1,000	17.93	55.58	17,985.58	33,730.00			0.00	(33,730.00)	
		8/05/2020	2,000	17.94	111.22	35,991.22	67,460.00			0.00	(67,460.00)	
		10/07/2020	2,000	19.8	122.75	39,722.75	67,460.00			0.00	(67,460.00)	
		10/02/2022	5,000			(93,699.55)	0.00	(93,699.55)			0.00	
24 Atlas Arteria Capital Return	ALX	7/03/2019	5,000	6.99	108.34	35,058.21	31,850.00		8.06	40,300.00	8,450.00	2520.14 / 0865
		5/04/2019	-			(390.00)	0.00		8.06	0.00	0.00	
		5/08/2019	5,500	8.36	142.53	46,121.12	35,035.00		8.06	44,330.00	9,295.00	
		8/08/2019	3,000	8.05	74.89	24,235.13	19,110.00		8.06	24,180.00	5,070.00	
		16/12/2019	3,342	6.9		23,059.80	21,288.54		8.06	26,936.52	5,647.98	
			-				168,650.00			0.00	0.00	

Description	ASX Code	Purchase Date	Units Held	Cost per Unit	Stamp Dut &	Total Cost	Market Value 30/06/21	Movement Buy/Sell	Unit Price 30/06/2022	Market Value 30/06/2021	Increase / (Decrease)	Code
SPP		15/07/2020	3,867			30,000.00	24,632.79		8.06	31,168.02	6,535.23	2520.24 / 0865
			20,709			158,084.26	131,919.33			166,914.54	34,995.21	
27 360 Capital GRP	TGP	6/04/2020	20,000	0.88	54.56	17,654.56	17,700.00			0.00	(17,700.00)	
Tax Deferred		30/06/2020	-			(394.40)	0.00			0.00	0.00	
Tax Deferred		30/06/2021	-			(800.00)	0.00			0.00	0.00	
Sold for \$17,562.97		10/02/2022	20,000			(16,460.16)	0.00	(16,460.16)		0.00	16,460.16	2520.27 / 0865
			-			0.00	17,700.00			0.00	(1,239.84)	
28 Coles Group	COL	28/11/2018	2,796			32,704.67	47,783.64		17.81	49,796.76	2,013.12	
DRP		28/09/2021	44	17.58		782.88	0.00	782.88	17.81	783.64	0.76	
DRP		31/03/2022	53	17.82		937.20	0.00	937.20	17.81	943.93	6.73	
			2,893			34,424.75	47,783.64			51,524.33	2,020.61	2520.28 / 0865
40 Auckland Airport	AIA	5/07/2019	2,000	9.03	56.00	18,121.69	13,520.00		6.48	12,960.00	(5,161.69)	
DRP		29/07/2019	1,000	9.09	29.95	9,119.95	6,760.00		6.48	6,480.00	(2,639.95)	
DRP		18/10/2020	38	8.84		394.06	256.88		6.48	246.24	(146.82)	
		1/05/2002	1,020			4,480.37	6,895.20		6.48	6,609.60	(285.60)	
		7/05/2020	5,000	5.41	83.85	27,133.85	33,800.00		6.48	32,400.00	(1,400.00)	
			9,058			59,249.92	61,232.08			58,695.84	(2,556.24)	2520.40 / 0865
41 Amcor PLC	AMC	10/01/2020	1,300	15.22	61.31	19,840.81	19,669.00			0.00	(1,171.81)	
		26/05/2020	1,000	15.00	46.50	15,045.98	15,130.00			0.00	(84.02)	
		13/11/2020	2,000	15.81	98.02	31,718.02	30,260.00			0.00	(30,260.00)	
Sold for \$70,301.40		10/02/2022	4,300	16.40	218.60	(66,604.81)	0.00	(66,604.81)		0.00	66,604.81	2520.41 / 0865
			-			0.00	65,059.00			0.00	1,545.81	
42 EQT Holdings Ltd	EQT	1/06/2020	1,000	25.00	77.28	25,006.08	27,400.00			0.00	(2,393.92)	
Sold for \$26,320.43		10/02/2022	1,000			(25,006.08)	0.00	(25,006.08)		0.00	25,006.08	2520.42 / 0865
			-			0.00	27,400.00			0.00	(2,393.92)	
43 Magellan Fin Grp Ltd Options	MFGO	7/04/2022	683				0.00		0.74	502.01	502.01	
Expire 16/04/27 - 1 for 8							0.00			0.00	0.00	
			683			0.00	0.00			502.01	502.01	2520.43 / 0865
44 MFF Capital Investment Ltd	MFF	2/04/2020	5,000	2.63	40.77	13,190.77	14,400.00		2.21	11,050.00	(3,350.00)	
		25/05/2020	10,000	2.83	87.80	28,412.20	28,800.00		2.21	22,100.00	(6,700.00)	
		25/08/2020	18,000	2.74	152.88	49,472.88	51,840.00		2.21	39,780.00	(12,060.00)	
		9/09/2020	6,600			17,160.00	19,008.00		2.21	14,586.00	(4,422.00)	
		2/10/2020	10,000	2.59	80.29	25,980.29	28,800.00		2.21	22,100.00	(6,700.00)	
		7/10/2020	10,000	2.59	80.43	26,027.59	28,800.00		2.21	22,100.00	(6,700.00)	
		14/12/2020	10,000	2.74	84.93	27,484.93	28,800.00		2.21	22,100.00	(6,700.00)	
		19/02/2021	10,000	2.59	80.45	26,036.25	28,800.00		2.21	22,100.00	(6,700.00)	
		25/02/2021	10,000	2.57	79.66	25,779.66	28,800.00		2.21	22,100.00	(6,700.00)	
DRP		14/05/2021	995	2.70		2,668.00	2,865.60		2.21	2,198.95	(666.65)	
DRP		6/10/2021	20,000	2.95	182.89	59,182.89	0.00	59,182.89	2.21	44,200.00	(14,982.89)	
DRP		5/11/2021	1,337	2.90		3,870.83	0.00	3,870.83	2.21	2,954.77	(916.06)	
DRP		13/05/2022	1,564			3,917.62	0.00	3,917.62	2.21	3,456.44	(461.18)	
			113,496			309,203.91	260,913.60			250,826.16	(77,058.78)	2520.44 / 0865
45 Magellan Fin Group Ltd	MFG	25/05/2020	1,000	56.10	173.91	56,278.67	53,860.00		12.92	12,920.00	(40,940.00)	
		7/07/2020	1,000	64.90	201.15	65,090.92	53,860.00		12.92	12,920.00	(40,940.00)	
		6/11/2020	800	60.35	149.68	48,436.16	43,088.00		12.92	10,336.00	(32,752.00)	
		12/02/2021	1,000	48.08	149.12	48,254.80	53,860.00		12.92	12,920.00	(40,940.00)	
		25/02/2021	500	45.30	70.21	22,722.30	26,930.00		12.92	6,460.00	(20,470.00)	
		26/05/2021	1,000	47.83	148.26	47,976.01	53,860.00		12.92	12,920.00	(40,940.00)	
DRP		23/09/2021	157			6,047.30	0.00	6,047.30	12.92	2,028.44	(4,018.86)	
			5,457			294,906.16	285,458.00			70,504.44	(221,000.86)	2520.45 / 0865
46 Magellan Global Fund	MGF	9/04/2020	20,000	1.76	108.96	35,257.69	36,200.00		1.34	26,800.00	(9,400.00)	
(Formerly Magellan Global Trust MGG)		30/06/2021	-			(716.00)	0.00		1.34	0.00	0.00	

Barry Papaella Pty Ltd Superannuation Fund Superannuation Fund Asset Valuation												
Description	ASX Code	Purchase Date	Units Held	Cost per Unit	Stamp Duty &	Total Cost	Market Value 30/06/21	Movement Buy/Sell	Unit Price 30/06/2022	Market Value 30/06/2021	Increase / (Decrease)	Code
Tax Deferred AMIT Increase		30/06/2021 30/06/2022	- 20,000			(436.14) 34,233.33	0.00 36,200.00		1.34 1.34	0.00 26,800.00	0.00 (9,527.78)	2520.46 / 0865
51 Resmed Inc X001355301 Sold for \$63,966.71	RMD	24/06/2020 19/02/2021 24/02/2022	1,000 1,000 2,000	26.39 25.90 32.09	81.81 80.30 198.90	26,471.81 25,984.66 (52,456.47)	32,760.00 32,760.00 65,520.00			0.00 0.00 0.00	(32,760.00) (32,760.00) (13,063.53)	2520.51 / 0865
52 Magellan Global Fund Options	MGFO	1/03/2021	10,000			0.00	280.00		0.01	50.00	(230.00)	2520.52 / 0865
53 Wesfarmers DRP Return of Capital DRP	WES	15/06/2021 7/10/2021 2/12/2021 30/03/2022	1,000 15 17 1,032	56.20 57.06 49.28	174.21	56,373.13 900.00 (2,030.00) 812.00	59,100.00 0.00 0.00 59,100.00	900.00 (2,030.00) 812.00	41.91 41.91 41.91	41,910.00 628.65 0.00 712.47	(17,190.00) (271.35) 2,030.00 (99.53)	2520.53 / 0865
56 Woolworths Group Ltd DRP To EDV DRP DRP	WOW	8/02/2021 14/04/2021 1/07/2021 8/10/2021 13/04/2022	1,000 13 - 14 11	41.70 39.20 - 39.63 35.84	129.26	41,829.26 530.00 (6,010.78) 557.15 400.53	38,130.00 495.69 0.00 0.00 38,625.69		35.60 35.60 35.60 35.60	35,600.00 462.80 0.00 498.40 391.60	(2,530.00) (32.89) 6,010.78 (58.75) (8.93)	2520.56 / 0865
57 Brickworks Ltd Sold for \$90,108.68	BKW	11/05/2021 15/06/2021 10/02/2022	2,000 2,000 4,000	21.17 23.70 22.61	131.20 147.03	42,456.16 47,578.76 (90,034.92)	50,140.00 50,140.00 100,280.00			0.00 0.00 0.00	(50,140.00) (50,140.00) (10,245.08)	2520.57 / 0865
58 Cochlear Ltd	COH	8/01/2021	500	184.11	285.30	92,321.47	125,835.00		198.70	99,350.00	(26,485.00)	2520.58 / 0865
59 Coles Group Ltd DRP DRP	COL	8/02/2021 19/02/2021 28/09/2021 31/03/2022	2,000 1,000 47 57	18.27 16.45 17.58 17.82	113.26 51.00	36,650.53 16,501.00 840.00 1,005.51	34,180.00 17,090.00 0.00 51,270.00	840.00 1,005.51	17.81 17.81 17.81	35,620.00 17,810.00 837.07 1,015.17	1,440.00 720.00 (2.93) 9.66	2520.59 / 0865
60 Deterra Royalties Ltd Sold for \$45,462.04	DRR	24/11/2020 10/02/2022	10,000 -	4.47 4.56	138.56 141.36	44,838.56 (44,838.56)	45,000.00 45,000.00			0.00 0.00	(45,000.00) 44,838.56	2520.60 / 0865
61 Ophir High Conviction Fund DRP Sold for \$36,597.96	OPH	12/10/2020 16/07/2021 10/02/2022	10,000 1,165 11,165	3.28 3.30 3.28	101.67 3.30	32,901.67 3,847.03 (36,748.70)	40,200.00 0.00 0.00	3,847.03 (36,748.70)		0.00 0.00 0.00	(40,200.00) (3,847.03) 36,748.70	2520.61 / 0865
62 People Infrastructure Ltd Sold for \$20,970.46	PPE	12/10/2020 10/02/2022	5,000 -	3.44 4.2	53.26 65.21	17,235.05 (17,235.05)	22,950.00 22,950.00			0.00 0.00	(22,950.00) 17,235.05	2520.62 / 0865
63 QBE Sold for \$25,450.83	QBE	26/05/2021 10/02/2022	2,000 -	10.75 12.77	66.65 79.17	21,566.65 (21,566.65)	21,580.00 21,580.00			0.00 0.00	(21,580.00) 21,566.65	2520.63 / 0865
64 QV Equities Ltd Sold for \$20,388.33	QVE	9/04/2021 10/02/2022	20,000 -	0.97 1.03	60.14 63.39	19,460.14 (19,460.14)	19,900.00 19,900.00			0.00 0.00	(19,900.00) 19,460.14	2520.64 / 0865



Barry Papaelia Pty Ltd Superannuation Fund Superannuation Fund Asset Valuation												
Description	ASX Code	Purchase Date	Units Held	Cost per Unit	Stamp Duty &	Total Cost	Market Value 30/06/21	Movement Buy/Sell	Unit Price 30/06/2022	Market Value 30/06/2021	Increase / (Decrease)	Code
69 Endeavour Group From WOW	EDV	1/07/2021	1,013			6,010.78	0.00	6,010.78	7.57	7,668.41	1,657.63	
			1,013			6,010.78	0.00			7,668.41	1,657.63	2520.50 / 0865
<b>TOTAL CHANGE IN MARKET VALUE SHARES</b>						<b>10,192,338.57</b>	<b>12,070,711.50</b>		✓	<b>11,342,795.16</b>	<b>- 987,337.67</b>	

0865

# Portfolio Valuation

CommSec

30 JUNE 2022

SHARES - 216357 - HIN 13553301

REXANDER PTY LTD <BARRY PAPAELIA SUPER A/C>

Portfolio	Units	Unit Price	Portfolio Value	% of Portfolio
AFI - AUSTRALIAN FOUNDAT. FPO (ORDINARY FULLY PAID)	✓ 120,550	\$7.5100	\$905,330.50	10.36%
AIA - AUCKLAND INTERNATION FPO NZX (ORDINARY FULLY PAID FOREIGN EXEMPT NZX)	✓ 9,058	\$6.4800	\$58,695.84	0.67%
ALX - ATLAS ARTERIA FPOFORUS (FPO STAP US PROHIBITED EXCLUDING QUP)	✓ 20,709	\$8.0600	\$166,914.54	1.91%
ANZ - ANZ BANKING GRP LTD FPO (ORDINARY FULLY PAID)	✓ 35,854	\$22.0300	\$789,863.62	9.04%
ARG - ARGO INVESTMENTS FPO (ORDINARY FULLY PAID)	✓ 7,127	\$8.8000	\$62,717.60	0.72%
BHP - BHP GROUP LIMITED FPO (ORDINARY FULLY PAID)	✓ 39,017	\$41.2500	\$1,609,451.25	18.42%
COH - COCHLEAR LIMITED FPO (ORDINARY FULLY PAID)	✓ 500	\$198.7000	\$99,350.00	1.14%
COL - COLES GROUP FPO (ORDINARY FULLY PAID)	✓ 3,104	\$17.8100	\$55,282.24	0.63%
CSL - CSL LIMITED FPO (ORDINARY FULLY PAID)	✓ 2,060	\$269.0600	\$554,263.60	6.34%
EDV - ENDEAVOUR FPO (ORDINARY FULLY PAID)	✓ 1,013	\$7.5700	\$7,668.41	0.09%
MFF - MFF CAPITAL INV LTD FPO (ORDINARY FULLY PAID)	✓ 113,496	\$2.2100	\$250,826.16	2.87%
MFG - MAGELLAN FIN GRP LTD FPO (ORDINARY FULLY PAID)	✓ 5,457	\$12.9200	\$70,504.44	0.81%
MFGO - MAGELLAN FIN GRP LTD OPT APR27 (OPTION EXPIRING 16-APR-2027)	✓ 683	\$0.7350	\$502.01	0.01%
MGF - MAGELLAN GLOBAL FUND CLOSED CL (ORDINARY UNITS FULLY PAID CLOSED CLASS)	✓ 20,000	\$1.3400	\$26,800.00	0.31%
MGFO - MAGELLAN GLOBAL FUND OPT MAR24 (OPTION EXPIRING 01-MAR-2024 EX AT DISC TO EST NAV)	✓ 10,000	\$0.0050	\$50.00	0.00%
MQG - MACQUARIE GROUP LTD FPO (ORDINARY FULLY PAID)	✓ 4,377	\$164.5100	\$720,060.27	8.24%
NAB - NATIONAL AUST. BANK FPO (ORDINARY FULLY PAID)	✓ 40,433	\$27.3900	\$1,107,459.87	12.67%
TCL - TRANSURBAN GROUP STAPLED (FULLY PAID ORDINARY/UNITS STAPLED SECURITIES)	✓ 116,823	\$14.3800	\$1,679,914.74	19.22%
TLS - TELSTRA CORPORATION. FPO (ORDINARY FULLY PAID)	✓ 20,000	\$3.8500	\$77,000.00	0.88%
WBC - WESTPAC BANKING CORP FPO (ORDINARY FULLY PAID)	✓ 9,841	\$19.5000	\$191,899.50	2.20%
WDS - WOODSIDE ENERGY FPO (ORDINARY FULLY PAID)	✓ 7,050	\$31.8400	\$224,472.00	2.57%
WES - WESFARMERS LIMITED FPO (ORDINARY FULLY PAID)	✓ 1,032	\$41.9100	\$43,251.12	0.49%
WOW - WOOLWORTHS GROUP LTD FPO (ORDINARY FULLY PAID)	✓ 1,038	\$35.6000	\$36,952.80	0.42%

		<b>Sub Total</b>	<b>\$8,739,230.51</b>	<b>100.00%</b>
+ Macquarie PTO				
+ WDC			\$2088377.80	
+ TLS	4618	\$19.50	\$90,051	
+ TLS	7409	\$3.85	\$28524.65	
+ TLS	1969	\$3.85	\$7580.65	
+ TLS	1969	\$3.85	\$7580.65	
+ BHP	1969	\$3.85	\$7580.65	
+ WES	7339	\$41.25	\$302,733.75	
+ S32	1326	\$31.84	\$42,219.84	
	7339	\$3.94	\$28,915.66	

# Holdings valuation

01 Jul 2021 - 30 Jun 2022

Holdings valuation at 1 Jul 2021

**\$2,055,777.89**

## Equities

ASX code	Description	Quantity	Cost Price	Price	Value
ANZ	ANZ BANK FPO	6,800	\$12.11	\$28.150	\$191,420.00
COL	COLESGROUP FPO	2,796	\$0.00	\$17.090	\$47,783.64
MQG	MACQ GROUP FPO	4,861	\$31.64	\$156.430	\$760,406.23
NAB	NAT. BANK FPO	25,073	\$13.53	\$26.220	\$657,414.06
QYD	SYDAIRPORT STAPLED	4,354	\$3.12	\$5.790	\$25,209.66
TCL	TRANSURBAN STAPLED	6,020	\$5.71	\$14.230	\$85,664.60
TLS	TELSTRA FPO	22,226	\$5.39	\$3.760	\$83,569.76
VUK	V MONEY UK CDI 1:1	4,208	\$0.00	\$3.680	\$15,485.44
WES	WESFARMER FPO	3,195	\$15.40	\$59.100	\$188,824.50
Sub total					<b>\$2,055,777.89</b>

Holdings valuation at 30 Jun 2022

**\$2,088,377.80**

## Equities

ASX code	Description	Quantity	Cost Price	Price	Value
ANZ	ANZ BANK FPO	✓ 7,152	\$12.88	\$22.030	\$157,558.56
COL	COLESGROUP FPO	✓ 2,893	\$0.59	\$17.810	\$51,524.33
MQG	MACQ GROUP FPO	✓ 5,036	\$36.45	\$164.510	\$828,472.36
NAB	NAT. BANK FPO	✓ 26,251	\$14.15	\$27.390	\$719,014.89
TCL	TRANSURBAN STAPLED	✓ 6,865	\$5.34	\$14.380	\$98,718.70
TLS	TELSTRA FPO	✓ 22,226	\$5.39	\$3.850	\$85,570.10
VUK	V MONEY UK CDI 1:1	✓ 4,208	\$0.00	\$2.210	\$9,299.68
WES	WESFARMER FPO	✓ 3,298	\$16.58	\$41.910	\$138,219.18

While every effort has been made to provide you with an accurate statement, we give no warranty of accuracy or reliability and take no responsibility for any errors or omissions including negligence by any officers, employees or agents. We encourage you to confirm the information, holdings and valuations contained herein. Information contained in the report may only relate to the period since you commenced our service.

Copyright © 2022 Third Party Platform Pty Limited. All rights reserved.

Macquarie Online Trading is a service provided by Third Party Platform Pty Ltd ("TPP") ABN 74 121 227 905 AFSL No. 314341 at the request of Macquarie Bank Limited ABN 46 008 583 542 AFSL 237502 ("MBL"). TPP is a Participant of the ASX Group. Neither TPP nor MBL are representatives of each other. Some of the fees paid to TPP for the provision of its services will be remitted to MBL. TPP and MBL do not provide personal financial advice in relation to Macquarie Online Trading. You should consider your own financial situation, particular needs and investment objectives before acting on any of the information available on this report.

## Transaction Summary

CommSec

1 JULY 2021 - 30 JUNE 2022

REXANDER PTY LTD <BARRY PAPAELIA SUPER  
A/C>

## Total Buys and Sells

## 2021 - 2022 Financial Year

Total Buys (inc. Brokerage + GST)

\$189,529.88

Total Sells (inc. Brokerage + GST)

\$551,839.84

SHARES - 216357 - HIN 13553301

## AMC - AMCOR PLC CDI 1:1 (CDI 1:1 FOREIGN EXEMPT NYSE)

Date	Type	Quantity	Unit Price	Trade Value	Brokerage+GST	GST	CNote	Total Value
10-Feb-2022	Sell	-4,300	\$16.4000	-\$70,520.00	\$218.60	\$19.87	129770356	-\$70,301.40
<b>Sub Total</b>					<b>\$218.60</b>	<b>\$19.87</b>		<b>-\$70,301.40</b>

## BKW - BRICKWORKS LIMITED FPO (ORDINARY FULLY PAID)

Date	Type	Quantity	Unit Price	Trade Value	Brokerage+GST	GST	CNote	Total Value
10-Feb-2022	Sell	-4,000	\$22.5972	-\$90,388.87	\$280.19	\$25.47	129770271	-\$90,108.68
<b>Sub Total</b>					<b>\$280.19</b>	<b>\$25.47</b>		<b>-\$90,108.68</b>

## CSL - CSL LIMITED FPO (ORDINARY FULLY PAID)

Date	Type	Quantity	Unit Price	Trade Value	Brokerage+GST	GST	CNote	Total Value
25-Feb-2022	Buy	200	\$266.2210	\$53,244.19	\$165.04	\$15.00	130403756	\$53,409.23
<b>Sub Total</b>					<b>\$165.04</b>	<b>\$15.00</b>		<b>\$53,409.23</b>

## DRR - DETERRA FPO (ORDINARY FULLY PAID)

Date	Type	Quantity	Unit Price	Trade Value	Brokerage+GST	GST	CNote	Total Value
10-Feb-2022	Sell	-10,000	\$4.5603	-\$45,603.40	\$141.36	\$12.85	129770180	-\$45,462.04
<b>Sub Total</b>					<b>\$141.36</b>	<b>\$12.85</b>		<b>-\$45,462.04</b>

## EQT - EQUITY HL FPO (ORDINARY FULLY PAID)

Date	Type	Quantity	Unit Price	Trade Value	Brokerage+GST	GST	CNote	Total Value
10-Feb-2022	Sell	-1,000	\$26.4023	-\$26,402.27	\$81.84	\$7.44	129769958	-\$26,320.43
<b>Sub Total</b>					<b>\$81.84</b>	<b>\$7.44</b>		<b>-\$26,320.43</b>

## MFF - MFF CAPITAL INV/LTD FPO (ORDINARY FULLY PAID)

Date	Type	Quantity	Unit Price	Trade Value	Brokerage+GST	GST	CNote	Total Value
06-Oct-2021	Buy	20,000	\$2.9500	\$59,000.00	\$182.89	\$16.63	124591677	\$59,182.89
<b>Sub Total</b>					<b>\$182.89</b>	<b>\$16.63</b>		<b>\$59,182.89</b>

## OPH - OPHIR HIGH CF UNITS (ORDINARY UNITS FULLY PAID)

Date	Type	Quantity	Unit Price	Trade Value	Brokerage+GST	GST	CNote	Total Value
10-Feb-2022	Sell	-11,165	\$3.2881	-\$36,711.76	\$113.80	\$10.35	129769833	-\$36,597.96

# Transaction Summary

CommSec

1 JULY 2021 - 30 JUNE 2022

Sub Total \$113.80 \$10.35 -\$36,597.96

## PPE - PEOPLEIN LIMITED FPO (ORDINARY FULLY PAID)

Date	Type	Quantity	Unit Price	Trade Value	Brokerage+GST	GST	CNote	Total Value
10-Feb-2022	Sell	-5,000	\$4.2071	-\$21,035.67	\$65.21	\$5.93	129769796	-\$20,970.46
				<b>Sub Total</b>	<b>\$65.21</b>	<b>\$5.93</b>		<b>-\$20,970.46</b>

## QBE - QBE INSURANCE GROUP FPO (ORDINARY FULLY PAID)

Date	Type	Quantity	Unit Price	Trade Value	Brokerage+GST	GST	CNote	Total Value
10-Feb-2022	Sell	-2,000	\$12.7700	-\$25,540.00	\$79.17	\$7.20	129769548	-\$25,460.83
				<b>Sub Total</b>	<b>\$79.17</b>	<b>\$7.20</b>		<b>-\$25,460.83</b>

## QVE - QV EQUITIES LIMITED FPO (ORDINARY FULLY PAID)

Date	Type	Quantity	Unit Price	Trade Value	Brokerage+GST	GST	CNote	Total Value
10-Feb-2022	Sell	-20,000	\$1.0226	-\$20,451.72	\$63.39	\$5.76	129769377	-\$20,388.33
				<b>Sub Total</b>	<b>\$63.39</b>	<b>\$5.76</b>		<b>-\$20,388.33</b>

## RMD - RESMED INC CDI 10:1 (CDI 10:1 FOREIGN EXEMPT NYSE)

Date	Type	Quantity	Unit Price	Trade Value	Brokerage+GST	GST	CNote	Total Value
24-Feb-2022	Sell	-2,000	\$32.0828	-\$64,165.61	\$198.90	\$18.08	130312872	-\$63,966.71
				<b>Sub Total</b>	<b>\$198.90</b>	<b>\$18.08</b>		<b>-\$63,966.71</b>

## SOL - SOUL PATTINSON (W.H) FPO (ORDINARY FULLY PAID)

Date	Type	Quantity	Unit Price	Trade Value	Brokerage+GST	GST	CNote	Total Value
10-Feb-2022	Sell	-5,000	\$27.0238	-\$135,118.88	\$418.85	\$38.08	129768758	-\$134,700.03
				<b>Sub Total</b>	<b>\$418.85</b>	<b>\$38.08</b>		<b>-\$134,700.03</b>

## TGP - 360 CAPITAL GRP STAPLED (FULLY PAID ORDINARY/UNITS STAPLED SECURITIES)

Date	Type	Quantity	Unit Price	Trade Value	Brokerage+GST	GST	CNote	Total Value
10-Feb-2022	Sell	-20,000	\$0.8809	-\$17,617.59	\$54.62	\$4.97	129769111	-\$17,562.97
				<b>Sub Total</b>	<b>\$54.62</b>	<b>\$4.97</b>		<b>-\$17,562.97</b>

## TLS - TELSTRA CORPORATION. FPO (ORDINARY FULLY PAID)

Date	Type	Quantity	Unit Price	Trade Value	Brokerage+GST	GST	CNote	Total Value
30-Jun-2022	Buy	10,000	\$3.9100	\$39,100.00	\$121.20	\$11.02	134892882	\$39,221.20
22-Jul-2021	Buy	10,000	\$3.7600	\$37,600.00	\$116.56	\$10.60	120924647	\$37,716.56
				<b>Sub Total</b>	<b>\$237.76</b>	<b>\$21.62</b>		<b>\$76,937.76</b>

CommSec

2570.20

BUY

Address - Locked Bag 22 Australia Square NSW 1215  
Telephone - 13 15 19  
Facsimile - 1300 131 519  
Email - shares@commsec.com.au  
Internet - commsec.com.au

TAX INVOICE

ORIGINAL  
CONFIRMATION

Please retain for taxation purposes

Trading, Clearing and Settlement of this transaction is undertaken by  
Commonwealth Securities Limited.

REXANDER PTY LTD  
<BARRY PAPAELIA SUPER A/C>  
8 DRYDEN STREET  
CANTERBURY VIC 3126

WE HAVE BOUGHT THE FOLLOWING SECURITIES FOR YOU

COMPANY: TELSTRA CORPORATION LIMITED.

SECURITY: ORDINARY FULLY PAID

TLS

DATE: 22/07/2021  
AS AT DATE: 22/07/2021  
CONFIRMATION NO: 120924647  
ORDER NO: N149788531  
ACCOUNT NO: 216357  
TOTAL UNITS: 10,000  
CONSIDERATION (AUD): \$37,600.00  
BROKERAGE & COSTS INCL GST: \$116.56  
(may include printed confirmation postal fee)  
COMMISSION MONEY: \$0.00  
TOTAL COST: \$37,716.56  
TOTAL GST: \$10.60  
SETTLEMENT DATE: 26/07/2021

UNITS AT PRICE

10,000 3.760000

AVERAGE PRICE: 3.760000



Biller Code: 35428

Customer Ref No: 2163574

PID 1402 HIN 13553301

ORDER COMPLETED

CONTRACT COMMENTS:

50809856 0407580113

168

✓ 22/7/21

1. This Confirmation Contract Note is issued by Commonwealth Securities Limited and is issued subject to:

(a) The current General Conditions of Trade of Commonwealth Securities Limited ("CommSec");

(b) Directions, decisions and requirements of the Market Operators, the ASIC Market Integrity Rules, the Market Operating Rules, the Clearing Rules and where relevant, the Settlement Rules, the customs and usages of the Market Operators, and the correction of any errors and/or omissions. Under the Rules of ASIC and the Market Operators, CommSec is required to act consistently with a fair and orderly market. CommSec or the Market Operators are entitled to cancel a trade without further reference to you as permitted by the current General Conditions of Trade and the Market Operating Rules.

If you request a Confirmation Contract Note to be sent to you by post, a \$1.95 fee will be charged in addition to brokerage.

Commonwealth Securities Limited ABN 60 067 254 399, AFSL 238814 is a wholly owned, but non-guaranteed subsidiary of the Commonwealth Bank of Australia ABN 48 123 123 124 and a Participant of the ASX Group and Chi-X Australia.

Your order may have been executed as multiple market transactions across multiple trade execution venues in accordance with our Best Execution policy. This Confirmation specifies the volume weighted average price for those market transactions.

2570.20

**CommSec**

Address - Locked Bag 22 Australia Square NSW 1215  
Telephone - 13 15 19  
Email - shares@commsec.com.au  
Internet - commsec.com.au

TAX INVOICE

**BUY**  
**ORIGINAL**  
**TRADE CONFIRMATION**

Please retain for taxation purposes

Trading, Clearing and Settlement of this transaction is undertaken by Commonwealth Securities Limited.

**REXANDER PTY LTD**  
**<BARRY PAPAELIA SUPER A/C>**  
**8 DRYDEN STREET**  
**CANTERBURY VIC 3126**

**WE HAVE BOUGHT THE FOLLOWING SECURITIES FOR YOU**

**COMPANY: TELSTRA CORPORATION LIMITED.**

**SECURITY: ORDINARY FULLY PAID**

**TLS**

DATE:	30/06/2022
AS AT DATE:	30/06/2022
CONFIRMATION NO:	134892882
ORDER NO:	N167797370
ACCOUNT NO:	216357
TOTAL UNITS:	10,000
CONSIDERATION (AUD):	\$39,100.00
<b>BROKERAGE &amp; COSTS INCL GST:</b>	<b>\$121.20</b>
<small>(may include printed confirmation postal fee)</small>	
APPLICATION MONEY:	\$0.00
TOTAL COST:	\$39,221.20
TOTAL GST:	\$11.02
SETTLEMENT DATE:	04/07/2022

UNITS AT PRICE

10,000      3.910000

**AVERAGE PRICE: 3.910000**



Billor Code: 35428

Customer Ref No: 2163574

HIN 13553301

**ORDER COMPLETED**

**CONTRACT COMMENTS:**

50809856 0407580113

168

*Handwritten signature and date: 30/6/22*




Transurban Holdings Limited ABN 86 098 143 429  
Transurban Infrastructure Management Limited ABN 27 098 147 678  
As responsible entity of Transurban Holding Trust ARSN 098 807 419  
Transurban International Limited ABN 90 121 746 825

**Update your information:**

 **Online:**  
[www.investorcentre.com/contact](http://www.investorcentre.com/contact)

 **By Mail:**  
Computershare Investor Services Pty Limited  
GPO Box 2975 Melbourne  
Victoria 3001 Australia

**Enquiries:**  
(within Australia) 1300 360 146  
(international) +61 3 9415 4315

009242 000 TCL  
  
REXANDER PTY LTD  
<BARRY PAPAELIA SUPER A/C>  
8 DRYDEN STREET  
CANTERBURY VIC 3126

**Holder Identification Number (HIN)**

**HIN WITHHELD**

**Important:** You will need to quote this number and name of issuer for all future dealings in these securities. Keep it safe and confidential.

Tax File Number/ABN: TFN quoted  
Page Number: 1 of 1

Incorporated in Victoria  
ASX Code: TCL  
Security class: TRIPLE STAPLED SECURITIES

**CHESSE Allotment Confirmation Notice as at 18 October 2021**

**THIS ADVICE CONFIRMS THE ALLOTMENT OF 8,860 TRIPLE STAPLED SECURITIES IN TRANSURBAN ON 18 OCTOBER 2021 TO THE ABOVE NAMED PURSUANT TO THE ENTITLEMENT OFFER.**

IF THE DETAILS ABOVE ARE INCORRECT, PLEASE ADVISE THIS OFFICE IMMEDIATELY

This Document is printed on National Carbon Offset Standard certified carbon neutral Inkjet Bright paper



# Transurban

Transurban Holdings Limited ABN 86 098 143 429  
 Transurban Infrastructure Management Limited ABN 27 098 147 678  
 As responsible entity of Transurban Holding Trust ARSN 098 807 419  
 Transurban International Limited ABN 90 121 746 825

006724 000 TCL



REXANDER PTY LTD  
 <BARRY PAPAELIA SUPER A/C>  
 8 DRYDEN STREET  
 CANTERBURY VIC 3126

Incorporated in Victoria

ASX Code TCL

Security class: TRIPLE STAPLED SECURITIES

## Update your information:



**Online:**  
[www.investorcentre.com/contact](http://www.investorcentre.com/contact)



**By Mail:**  
 Computershare Investor Services Pty Limited  
 GPO Box 2975 Melbourne  
 Victoria 3001 Australia

## Enquiries:

(within Australia) 1300 360 146  
 (international) +61 3 9415 4315

## Holder Identification Number (HIN)

HIN WITHHELD

**Important:** You will need to quote this number and name of issuer for all future dealings in these securities. Keep it safe and confidential.

Tax File Number/ABN: TFN quoted  
 Page Number: 1 of 1

## CHES Allotment Confirmation Notice as at 1 October 2021

**THIS ADVICE CONFIRMS THE ALLOTMENT OF 2,692 TRIPLE STAPLED SECURITIES IN TRANSURBAN ON 1 OCTOBER 2021 TO THE ABOVE NAMED PURSUANT TO THE ENTITLEMENT OFFER.**

IF THE DETAILS ABOVE ARE INCORRECT, PLEASE ADVISE THIS OFFICE IMMEDIATELY

# Entitlement and Acceptance Form

## STEP 1 Security Holder Retail Entitlement details

Registration Name: REXANDER PTY LTD  
<BARRY PAPAELIA SUPER A/C>  
8 DRYDEN STREET  
CANTERBURY VIC 3126

Retail Entitlement No: 60943289

Offer Details: Existing Securities held and entitled to participate as at 7.00pm  
(Melbourne time) on 23 September 2021:

103,967

Entitlement to subscribe for New Securities on a 1 for 9 basis:

11552

Amount payable on full acceptance at A\$13.00 per New Security:

\$150,176.00


## STEP 3 Make Your Payment

### Pay by BPAY:

**B**  
PAY  
Biller Code: 360297  
Ref No: 157539900609432897

Contact your financial institution to make your payment from your cheque or savings account.

### Pay by Mail:

 Your cheque, bank draft or money order must be payable to "Transurban Group" and be crossed "Not Negotiable".  
Return your cheque, bank draft or money order with the payment slip below to:  
**Transurban Group Retail Entitlement Offer**  
**C/- Computershare Investor Services Pty Limited**  
**GPO Box 505 Melbourne Victoria 3001 Australia**

### Lodgement of Application

If your payment is being made by BPAY, you do not need to return the payment slip below. Your payment must be received by no later than 5.00pm (Melbourne time) on 8 October 2021. You should be aware that your own financial institution may implement earlier cut off times with regards to electronic payment, and you should therefore take this into consideration when making payment. It is your responsibility to ensure that funds submitted through BPAY are received by this time.

If you are paying by cheque, bank draft or money order, the payment slip below with cheque, bank draft or money order attached must be received by CIS by no later than 5.00pm (Melbourne time) on 8 October 2021. You should allow sufficient time for this to occur. Neither CIS nor Transurban accepts any responsibility if you lodge the payment slip below at any other address or by any other means.

### Privacy Notice

The personal information you provide on this form is collected by CIS, as registrar for Transurban, for the purpose of maintaining registers of securityholders, facilitating distribution payments and other corporate actions and communications. In addition, Transurban may authorise CIS on its behalf to send you marketing material or include such material in a corporate communication. You may elect not to receive marketing material by contacting CIS using the details provided above or emailing [privacy@computershare.com.au](mailto:privacy@computershare.com.au). CIS may be required to collect your personal information under the Corporations Act 2001 (Cth) and ASX Settlement Operating Rules. CIS may disclose your personal information to its related bodies corporate and to other individuals or companies who assist it in supplying its services or who perform functions on its behalf, to Transurban for whom CIS maintains securities registers or to third parties upon direction by Transurban where related to Transurban's administration of your securityholding, or as otherwise required or authorised by law. Some of these recipients may be located outside Australia, including in the following countries: Canada, India, New Zealand, the Philippines, the United Kingdom and the United States of America. For further details, including how to access and correct your personal information, and information on CIS' privacy complaints handling procedure, please contact CIS' Privacy Officer at [privacy@computershare.com.au](mailto:privacy@computershare.com.au) or see CIS' Privacy Policy at <http://www.computershare.com/au>.

Detach here

### Transurban Group - Payment Details

Retail Entitlements taken up:




Amount enclosed at A\$13.00 per New Security:

A\$

Entitlement No: 60943289  
REXANDER PTY LTD  
<BARRY PAPAELIA SUPER A/C>  
8 DRYDEN STREET  
CANTERBURY VIC 3126

Payment must be received by 5.00pm (Melbourne time) on 8 October 2021

### Contact Details

Contact Name \_\_\_\_\_ Daytime Telephone \_\_\_\_\_

### Cheque Details

Drawer	Cheque Number	BSB Number	Account Number	Amount of Cheque
<input type="text"/>	<input type="text"/>	<input type="text"/>	<input type="text"/>	A\$ <input type="text"/>



**All correspondence to:**  
Computershare Investor Services Pty Limited  
GPO Box 2975 Melbourne  
Victoria 3001 Australia  
Enquiries (within Australia) 1300 558 062  
(outside Australia) +61 3 9415 4631  
Facsimile +61 3 9473 2500  
www.investorcentre.com/contact  
www.computershare.com

**Private and Confidential**

105005 000 WES  
REXANDER PTY LTD  
<BARRY PAPAELIA S/F A/C>  
8 DRYDEN STREET  
CANTERBURY VIC 3126

Holder Identification Number (HIN)  
**HIN WITHHELD**

Record Date	19 November 2021
Payment Date	2 December 2021
Direct Credit Ref. No.	971765
ASX Code	WES

**2021 Return of Capital (NOT TAXABLE)**

The statement below represents your return of capital payment of A\$2.00 per share, approved by shareholders at the Wesfarmers Annual General Meeting held on Thursday 21 October 2021.

Class Description	Amount per Security	Number of Securities	Gross Payment
Ordinary Shares	A\$2.00	3,246	A\$6,492.00
Total			A\$6,492.00
<b>Total Payment</b>			<b>A\$6,492.00</b>

**Important Notes**

1. In accordance with your instructions, the return of capital payment was directly credited to your bank account as shown below. If payment cannot be made to the account listed below, the return of capital amount will be withheld pending receipt of your valid direct credit payment instructions.
2. You should retain this statement to assist you in preparing your tax return.
3. Shareholders should obtain their own professional advice on the tax implications of this payment.

**Your Payment Instruction**

MACQUARIE BANK LTD  
BSB: 182-512 Account number: XXXXXXXX88

Amount Deposited  
**A\$6,492.00**

2520.44



# BUY

Address - Locked Bag 22 Australia Square NSW 1215  
Telephone - 13 15 19  
Facsimile - 1300 131 519  
Email - shares@commsec.com.au  
Internet - commsec.com.au

### TAX INVOICE

## ORIGINAL CONFIRMATION

Please retain for taxation purposes

Trading, Clearing and Settlement of this transaction is undertaken by Commonwealth Securities Limited.

**REXANDER PTY LTD**  
**<BARRY PAPAELIA SUPER A/C>**  
**8 DRYDEN STREET**  
**CANTERBURY VIC 3126**

<b>WE HAVE BOUGHT THE FOLLOWING SECURITIES FOR YOU</b>	Cum Dividend Stock
<b>COMPANY: MFF CAPITAL INVESTMENTS LIMITED</b>	<b>MFF</b>
<b>SECURITY: ORDINARY FULLY PAID</b>	

DATE:	06/10/2021
AS AT DATE:	06/10/2021
CONFIRMATION NO:	124591677
ORDER NO:	N154507757
ACCOUNT NO:	216357
TOTAL UNITS:	20,000
CONSIDERATION (AUD):	\$59,000.00
<b>BROKERAGE &amp; COSTS INCL GST:</b>	<b>\$182.89</b>
<small>(may include printed confirmation postal fee)</small>	
APPLICATION MONEY:	\$0.00
TOTAL COST:	\$59,182.89
TOTAL GST:	\$16.63
SETTLEMENT DATE:	08/10/2021

UNITS AT PRICE	
2,300	2.950000
17,700	2.950000
<b>AVERAGE PRICE: 2.950000</b>	



Biller Code: 35428  
Customer Ref No: 2163574

**PID 1402 HIN 13553301**  
**ORDER COMPLETED**  
**CROSSED TRADE**

**CONTRACT COMMENTS:** 6/10/21  
 50809856 0407580113 pay 30k ✓  
 168 7/10 pay 29182.89 ✓

1. This Confirmation Contract Note is issued by Commonwealth Securities Limited and is issued subject to:

(a) The current General Conditions of Trade of Commonwealth Securities Limited ("CommSec");

(b) Directions, decisions and requirements of the Market Operators, the ASIC Market Integrity Rules, the Market Operating Rules, the Clearing Rules and where relevant, the Settlement Rules, the customs and usages of the Market Operators, and the correction of any errors and/or omissions. Under the Rules of ASIC and the Market Operators, CommSec is required to act consistently with a fair and orderly market. CommSec or the Market Operators are entitled to cancel a trade without further reference to you as permitted by the current General Conditions of Trade and the Market Operating Rules.

If you request a Confirmation Contract Note to be sent to you by post, a \$1.95 fee will be charged in addition to brokerage.

Commonwealth Securities Limited ABN 60 067 254 399, AFSL 238814 is a wholly owned, but non-guaranteed subsidiary of the Commonwealth Bank of Australia ABN 48 123 123 124 and a Participant of the ASX Group and Chi-X Australia.

Your order may have been executed as multiple market transactions across multiple trade execution venues in accordance with our Best Execution policy. This Confirmation specifies the volume weighted average price for those market transactions.

2520.47

# Entitlement and Acceptance Form

## STEP 1 Security Holder Retail Entitlement details

Registration Name: REXANDER PTY LTD  
<BARRY PAPAELIA S/FUND A/C>  
8 DRYDEN STREET  
CANTERBURY VIC 3126

Retail Entitlement No: 60926964

Offer Details: Existing Securities held and entitled to participate as at 7.00pm (Melbourne time) on 23 September 2021:

6,109

Entitlement to subscribe for New Securities on a 1 for 9 basis:

679

Amount payable on full acceptance at A\$13.00 per New Security:

\$8,827.00

## STEP 3 Make Your Payment

### Pay by BPAY:



Billers Code: 360297  
Ref No: 157539900609269643

Contact your financial institution to make your payment from your cheque or savings account.

### Pay by Mail:



Your cheque, bank draft or money order must be payable to "Transurban Group" and be crossed "Not Negotiable".

Return your cheque, bank draft or money order with the payment slip below to:

**Transurban Group Retail Entitlement Offer**  
C/- Computershare Investor Services Pty Limited  
GPO Box 505 Melbourne Victoria 3001 Australia

### Lodgement of Application

If your payment is being made by BPAY, you do not need to return the payment slip below. Your payment must be received by no later than 5.00pm (Melbourne time) on 8 October 2021. You should be aware that your own financial institution may implement earlier cut off times with regards to electronic payment, and you should therefore take this into consideration when making payment. It is your responsibility to ensure that funds submitted through BPAY are received by this time.

If you are paying by cheque, bank draft or money order, the payment slip below with cheque, bank draft or money order attached must be received by CIS by no later than 5.00pm (Melbourne time) on 8 October 2021. You should allow sufficient time for this to occur. Neither CIS nor Transurban accepts any responsibility if you lodge the payment slip below at any other address or by any other means.

### Privacy Notice

The personal information you provide on this form is collected by CIS, as registrar for Transurban, for the purpose of maintaining registers of securityholders, facilitating distribution payments and other corporate actions and communications. In addition, Transurban may authorise CIS on its behalf to send you marketing material or include such material in a corporate communication. You may elect not to receive marketing material by contacting CIS using the details provided above or emailing [privacy@computershare.com.au](mailto:privacy@computershare.com.au). CIS may be required to collect your personal information under the Corporations Act 2001 (Cth) and ASX Settlement Operating Rules. CIS may disclose your personal information to its related bodies corporate and to other individuals or companies who assist it in supplying its services or who perform functions on its behalf, to Transurban for whom CIS maintains securities registers or to third parties upon direction by Transurban where related to Transurban's administration of your securityholding, or as otherwise required or authorised by law. Some of these recipients may be located outside Australia, including in the following countries: Canada, India, New Zealand, the Philippines, the United Kingdom and the United States of America. For further details, including how to access and correct your personal information, and information on CIS' privacy complaints handling procedure, please contact CIS' Privacy Officer at [privacy@computershare.com.au](mailto:privacy@computershare.com.au) or see CIS' Privacy Policy at <http://www.computershare.com/au>.

Detach here

*BPAY 29/9/21 Super (138)*

## Transurban Group - Payment Details

### STEP 2

Retail Entitlements taken up:



Amount enclosed at A\$13.00 per New Security:

A\$

Entitlement No: 60926964  
REXANDER PTY LTD  
<BARRY PAPAELIA S/FUND A/C>  
8 DRYDEN STREET  
CANTERBURY VIC 3126

Payment must be received by 5.00pm (Melbourne time) on 8 October 2021

### Contact Details

Contact Name  Daytime Telephone

### Cheque Details

Drawer  Cheque Number  BSB Number  Account Number  Amount of Cheque  A\$

Transurban Holdings Limited ABN 86 098 143 429  
Transurban Infrastructure Management Limited ABN 27 098 147 678  
As responsible entity of Transurban Holding Trust ARSN 098 807 419  
Transurban International Limited ABN 90 121 746 825

006736 000 TCL



REXANDER PTY LTD  
<BARRY PAPAELIA S/FUND A/C>  
8 DRYDEN STREET  
CANTERBURY VIC 3126

Incorporated in Victoria

ASX Code TCL

Security class: TRIPLE STAPLED SECURITIES

## Update your information:



Online:

[www.investorcentre.com/contact](http://www.investorcentre.com/contact)



By Mail:

Computershare Investor Services Pty Limited  
GPO Box 2975 Melbourne  
Victoria 3001 Australia

## Enquiries:

(within Australia) 1300 360 146

(international) +61 3 9415 4315

## Holder Identification Number (HIN)

HIN WITHHELD

**Important:** You will need to quote this number and name of issuer for all future dealings in these securities. Keep it safe and confidential.

Tax File Number/ABN:

ABN quoted

Page Number:


1 of 1

## CHES Allotment Confirmation Notice as at 1 October 2021

**THIS ADVICE CONFIRMS THE ALLOTMENT OF 679  
TRIPLE STAPLED SECURITIES IN TRANSURBAN ON 1  
OCTOBER 2021 TO THE ABOVE NAMED PURSUANT TO  
THE ENTITLEMENT OFFER.**

IF THE DETAILS ABOVE ARE INCORRECT, PLEASE ADVISE THIS OFFICE IMMEDIATELY

2520.49



BHP Group Limited  
ABN 49 004 028 077

1 37889 000 BHP  
REXANDER PTY LTD  
<BARRY PAPAELIA SUPER A/C>  
8 DRYDEN STREET  
CANTERBURY VIC 3126

### Update Your Details:

- [www.computershare.com.au/investor](http://www.computershare.com.au/investor)
- (within Australia) 1300 503 833  
(international) +61 3 9415 4188
- Computershare Investor Services Pty Limited  
GPO Box 2975 Melbourne  
Victoria 3001 Australia

### Your Shareholding

SHARE CLASS	HOLDER NUMBER
Ordinary Shares	HIN WITHHELD
TFN/ABN STATUS	
Quoted	
RECORD DATE	IN SPECIE DIVIDEND DATE
26 May 2022	1 June 2022

You must keep this document for your tax records.

## BHP Group Limited

### In Specie Dividend Statement

On 1 June 2022, BHP Group Limited paid an in specie dividend of Woodside Energy Group Ltd shares (**Woodside shares**). The statement below represents the Woodside shares distributed to you or your entitlement to the Woodside shares (if you were a Selling Shareholder or an Ineligible Overseas Shareholder), based on the fully paid ordinary shares in BHP Group Limited registered in your name as at the Record Date. The value of the in specie dividend was based on the closing price of Woodside shares on 31 May 2022 (**Woodside closing price**). This dividend has been franked in Australia at a rate of 100% and the company tax rate used to determine the franking credit is 30%.

The in specie dividend is not a cash payment.

Woodside closing price	Entitlement to Woodside shares*	Franked Amount	Unfranked Amount	Value of in specie dividend
A\$29.76	7,050	A\$209,808.00	A\$0.00	A\$209,808.00
Australian Franking Credit				A\$89,917.71

\*BHP shareholders were entitled to receive one Woodside share for every 5.5340 BHP shares. BHP shareholders were entitled to a whole number of Woodside shares, with any entitlement to a fraction of a Woodside share that would have otherwise arisen being rounded down to the nearest whole number.

### Tax information

A general summary of relevant taxation implications, including the tax outcomes of the in specie dividend for BHP shareholders, is outlined in Appendix 1 of the BHP ASX announcement dated 8 April 2022 which can be located at [bhp.com/petroleum](http://bhp.com/petroleum).


As this summary is general in nature, this information does not take into account the individual circumstances of particular holders and does not constitute tax advice. It is intended as a general guide only and holders should seek independent taxation advice on the tax implications based on their own individual circumstances.

For US tax resident shareholders, the market value of the in specie dividend will need to be converted into US dollars. The exchange rate used by BHP to determine the quantum of the in-specie dividend in US\$ was AUD/USD 0.7187.

For UK tax resident shareholders, the market value of the in specie dividend will need to be converted into British Pounds in accordance with a method prescribed for UK tax purposes.

### Sale Facility

If you are a Selling Shareholder or an Ineligible Overseas Shareholder as at the Record Date, you will receive a separate statement for the sale proceeds payable to you as a result of the sale of the Woodside Shares that you were otherwise entitled to being sold under the Sale Facility.



BHP Group Limited  
ABN 49 004 028 077

1 37888 000 BHP



REXANDER PTY LTD  
<BARRY PAPAELIA S/F A/C>  
8 DRYDEN STREET  
CANTERBURY VIC 3126

## Update Your Details:



[www.computershare.com.au/investor](http://www.computershare.com.au/investor)



(within Australia) 1300 503 833  
(international) +61 3 9415 4188



Computershare Investor Services Pty Limited  
GPO Box 2975 Melbourne  
Victoria 3001 Australia

## Your Shareholding

SHARE CLASS	HOLDER NUMBER
Ordinary Shares	SRN WITHHELD
TFN/ABN STATUS	
Quoted	
RECORD DATE	IN SPECIE DIVIDEND DATE
26 May 2022	1 June 2022

You must keep this document for your tax records.

## BHP Group Limited

### In Specie Dividend Statement

On 1 June 2022, BHP Group Limited paid an in specie dividend of Woodside Energy Group Ltd shares (**Woodside shares**). The statement below represents the Woodside shares distributed to you or your entitlement to the Woodside shares (if you were a Selling Shareholder or an Ineligible Overseas Shareholder), based on the fully paid ordinary shares in BHP Group Limited registered in your name as at the Record Date. The value of the in specie dividend was based on the closing price of Woodside shares on 31 May 2022 (**Woodside closing price**). This dividend has been franked in Australia at a rate of 100% and the company tax rate used to determine the franking credit is 30%.

The in specie dividend is not a cash payment.

Woodside closing price	Entitlement to Woodside shares*	Franked Amount	Unfranked Amount	Value of in specie dividend
A\$29.76	1,326	A\$39,461.76	A\$0.00	A\$39,461.76
		Australian Franking Credit		A\$16,912.18

\*BHP shareholders were entitled to receive one Woodside share for every 5.5340 BHP shares. BHP shareholders were entitled to a whole number of Woodside shares, with any entitlement to a fraction of a Woodside share that would have otherwise arisen being rounded down to the nearest whole number.

### Tax information

A general summary of relevant taxation implications, including the tax outcomes of the in specie dividend for BHP shareholders, is outlined in Appendix 1 of the BHP ASX announcement dated 8 April 2022 which can be located at [bhp.com/petroleum](http://bhp.com/petroleum).

As this summary is general in nature, this information does not take into account the individual circumstances of particular holders and does not constitute tax advice. It is intended as a general guide only and holders should seek independent taxation advice on the tax implications based on their own individual circumstances.

For US tax resident shareholders, the market value of the in specie dividend will need to be converted into US dollars. The exchange rate used by BHP to determine the quantum of the in-specie dividend in US\$ was AUD/USD 0.7187.

For UK tax resident shareholders, the market value of the in specie dividend will need to be converted into British Pounds in accordance with a method prescribed for UK tax purposes.

### Sale Facility

If you are a Selling Shareholder or an Ineligible Overseas Shareholder as at the Record Date, you will receive a separate statement for the sale proceeds payable to you as a result of the sale of the Woodside Shares that you were otherwise entitled to being sold under the Sale Facility.





**All correspondence to:**  
 Computershare Investor Services Pty Limited  
 GPO Box 2975 Melbourne  
 Victoria 3001 Australia  
 Enquiries (within Australia) 1300 558 062  
 (outside Australia) +61 3 9415 4631  
 Facsimile +61 3 9473 2500  
 www.investorcentre.com/contact  
 www.computershare.com

**Private and Confidential**

105006 000 WES  
 REXANDER PTY LTD  
 <BARRY PAPAELIA SUPER A/C>  
 8 DRYDEN STREET  
 CANTERBURY VIC 3126

**Holder Identification Number (HIN)**  
**HIN WITHHELD**

Record Date	19 November 2021
Payment Date	2 December 2021
Direct Credit Ref. No.	990359
ASX Code	WES

### 2021 Return of Capital

The statement below represents your return of capital payment of A\$2.00 per share, approved by shareholders at the Wesfarmers Annual General Meeting held on Thursday 21 October 2021.

Class Description	Amount per Security	Number of Securities	Gross Payment
Ordinary Shares	A\$2.00	1,015	A\$2,030.00
<b>Total</b>			<b>A\$2,030.00</b>
<b>Total Payment</b>			<b>A\$2,030.00</b>

### Important Notes

1. In accordance with your instructions, the return of capital payment was directly credited to your bank account as shown below. If payment cannot be made to the account listed below, the return of capital amount will be withheld pending receipt of your valid direct credit payment instructions.
2. You should retain this statement to assist you in preparing your tax return.
3. Shareholders should obtain their own professional advice on the tax implications of this payment.

### Your Payment Instruction

ANZ  
 BSB: 013-278 Account number: XXXXXXXX33

**Amount Deposited**  
**A\$2,030.00**

2520.68

CommSec

# BUY

Address - Locked Bag 22 Australia Square NSW 1215  
Telephone - 13 15 19  
Facsimile - 1300 131 519  
Email - shares@commsec.com.au  
Internet - commsec.com.au

TAX INVOICE

## ORIGINAL CONFIRMATION

Please retain for taxation purposes

Trading, Clearing and Settlement of this transaction is undertaken by  
Commonwealth Securities Limited.

**REXANDER PTY LTD**  
**<BARRY PAPAELIA SUPER A/C>**  
**8 DRYDEN STREET**  
**CANTERBURY VIC 3126**

WE HAVE BOUGHT THE FOLLOWING SECURITIES FOR YOU

Cum Dividend Stock

COMPANY: CSL LIMITED

**CSL**

SECURITY: ORDINARY FULLY PAID

DATE:	25/02/2022
AS AT DATE:	25/02/2022
CONFIRMATION NO:	130403756
ORDER NO:	N162001626
ACCOUNT NO:	216357
TOTAL UNITS:	200
CONSIDERATION (AUD):	\$53,244.19
<b>BROKERAGE &amp; COSTS INCL GST:</b>	<b>\$165.04</b>
(may include printed confirmation postal fee)	
APPLICATION MONEY:	\$0.00
<b>TOTAL COST:</b>	<b>\$53,409.23</b>
<b>TOTAL GST:</b>	<b>\$15.00</b>
SETTLEMENT DATE:	01/03/2022

UNITS AT PRICE

26	266.280000
1	266.270000
9	266.260000
6	266.250000
6	266.240000
80	266.230000
40	266.200000
2	266.190000
10	266.180000
6	266.160000
14	266.130000

**AVERAGE PRICE: 266.220950**



Billor Code: 35428

Customer Ref No: 2163574

PID 1402 HIN 13553301

**ORDER COMPLETED**

CONTRACT COMMENTS:

50809856 0407580113

50k 25/2 ✓  
3,409.23 26/2 ✓