

Financial statements and reports for the year ended 30 June 2022

Lennox Superannuation Fund

Prepared for: Shgap Pty Ltd

Lennox Superannuation Fund

Operating Statement

For the year ended 30 June 2022



	Note	2022	2021
		\$	\$
Income			
Investment Income			
Trust Distributions	12	5,078.97	4,005.19
Dividends Received	11	19,961.80	10,947.85
Interest Received		0.33	0.47
Contribution Income			
Other Contributions		1,539.00	0.00
Total Income		<u>26,580.10</u>	<u>14,953.51</u>
Expenses			
Accountancy Fees		4,620.00	4,620.00
ATO Supervisory Levy		259.00	259.00
Auditor's Remuneration		330.00	330.00
		<u>5,209.00</u>	<u>5,209.00</u>
Member Payments			
Pensions Paid		21,500.00	15,950.00
Investment Losses			
Changes in Market Values	13		
Realised Movements in Market Value		(14,325.30)	(9,148.87)
Unrealised Movements in Market Value		68,121.51	(137,947.42)
Other Investment Gains/Losses		(0.01)	(0.01)
Total Expenses		<u>80,505.20</u>	<u>(125,937.30)</u>
Benefits accrued as a result of operations before income tax		<u>(53,925.10)</u>	<u>140,890.81</u>
Income Tax Expense	14	(7,965.03)	(4,021.81)
Benefits accrued as a result of operations		<u>(45,960.07)</u>	<u>144,912.62</u>

DocuSigned by:

George Askey-Palmer

2AABE76940B243E...

The accompanying notes form part of these financial statements.

Refer to compilation report

Lennox Superannuation Fund

Detailed Statement of Financial Position



As at 30 June 2022

	Note	2022 \$	2021 \$
Assets			
Investments			
Derivatives (Options, Hybrids, Future Contracts)	2		
Classic Minerals Ltd		83.75	83.75
Gti Energy Ltd		10.94	0.00
Noumi Limited		164.24	0.00
Polarx Limited		12.50	0.00
Managed Investments (Australian)	3		
Magellan High Conviction Trust (managed Fund)		2,772.00	0.00
Shares in Listed Companies (Australian)	4		
88 Energy Limited		296.00	572.00
Adbri Limited		13,888.38	24,078.33
Adslot Ltd (Formerly Webfirm and Ansearch Limited)		462.54	991.76
Alexium International Group Limited		480.00	392.00
Amcors Limited		18,040.00	10,591.00
Amp Limited - Ordinary Fully Paid		1,738.10	2,047.50
Aurizon Holdings Limited		11,992.80	14,418.72
Australian Agricultural Company Limited. - Ordinary Fully Paid		2,894.40	3,205.80
Bank of Queensland Limited. - Ordinary Fully Paid		14,207.10	11,751.90
BCI Minerals Limited		1,192.50	0.00
BHP Group Limited		33,412.50	38,856.00
Brambles Limited - Ordinary Fully Paid		22,051.89	28,702.96
Brickworks Limited - Ordinary Fully Paid		13,237.56	17,899.98
Brookside Energy Limited		476.00	0.00
Caeneus Minerals Ltd - Ordinary Fully Paid		522.50	950.00
Challenger Limited - Ordinary Fully Paid		24,719.76	21,715.74
City Chic Collective Limited		2,196.00	4,392.00
Classic Minerals Ltd - Ordinary Fully Paid		725.00	970.00
Coda Minerals Ltd		0.00	44.82
Coles Group Limited.		5,645.77	5,417.53
Cyclone Metals Limited		306.00	918.00
CZR Resources Ltd		750.00	0.00
Dateline Resources Limited - Ordinary Fully Paid		883.20	662.40
Deterra Royalties Limited		10,854.40	7,020.00
Develop Global Limited		2,274.57	0.00
Dimerix Limited		240.00	0.00
Elixir Energy Limited - Ordinary Fully Paid		7,477.52	12,835.31
Flamingo Ai Limited - Ordinary Fully Paid		0.00	940.00
Freedom Foods Group Limited - Ordinary Fully Paid		0.00	1,547.60
Galileo Mining Ltd		7,830.00	825.00

DocuSigned by:

2AABE76940B243E...

The accompanying notes form part of these financial statements.

Refer to compilation report

Lennox Superannuation Fund

Detailed Statement of Financial Position



As at 30 June 2022

	Note	2022 \$	2021 \$
Investments			
Genex Power Limited		1,702.00	616.00
Greenland Minerals Limited		506.00	1,045.00
Gti Resources Limited - Ordinary Fully Paid		945.00	1,040.00
Hazer Group Limited		456.00	516.00
Iluka Resources Limited - Ordinary Fully Paid		6,513.60	9,058.50
Incitec Pivot Limited		3,972.00	0.00
Iph Limited - Ordinary Fully Paid		1,632.00	1,560.00
Isentia Group Limited - Ordinary Fully Paid		0.00	412.50
Liontown Resources Limited		2,321.00	0.00
Magontec Limited - Ordinary Fully Paid		1,829.20	1,452.60
Metals X Limited - Ordinary Fully Paid		1,232.47	2,510.99
MGC Pharmaceuticals (Erin Resources Limited)		3,120.00	8,695.00
Mincor Resources NI - Ordinary Fully Paid		9,023.01	6,915.24
Nico Resources Limited		234.33	0.00
Noumi Limited		657.20	0.00
Odessa Minerals Limited		526.40	0.00
Oneview Healthcare Plc		172.50	705.00
Ora Banda Mining Ltd (ex Eastern Goldfields)- Ordinary Fully Paid		938.25	2,635.95
Orora Limited - Ordinary Fully Paid		10,205.40	9,310.68
Ovato Limited - Ordinary Fully Paid (ex PMP)		185.66	640.36
Pendal Group Limited		6,214.52	10,848.76
Platinum Asset Management Limited - Ordinary Fully Paid		5,272.20	3,093.30
Pointerra Limited - Ordinary Fully Paid		9,192.00	14,700.00
Polarx Limited - Ordinary Fully Paid		720.00	620.00
Pursuit Minerals Ltd		572.00	1,943.00
QBE Insurance Group Limited		1,579.50	1,402.70
Qube Holdings Limited - Ordinary Fully Paid		5,945.94	6,904.26
Queensland Pacific Metals Limited		1,150.00	1,400.00
Quickstep Holdings Limited - Ordinary Fully Paid		1,110.00	1,040.00
Red Mountain Mining Limited		450.00	900.00
Schrole Group Ltd		324.00	0.00
Seven West Media Limited - Ordinary Fully Paid		967.19	6,025.94
Silex Systems Limited - Ordinary Fully Paid		7,478.10	1,695.60
South32 Limited - Ordinary Fully Paid		3,624.80	2,695.60
Sparc Technologies Limited		320.00	135.00
Strandline Resources Limited		1,980.00	0.00
Suncorp Group Limited		4,062.60	4,110.70
Superior Resources Limited		2,952.00	840.00
Suvo Strategic Minerals Limited		1,140.00	975.00
Tabcorp Holdings Limited		3,065.07	9,728.04

DocuSigned by:

2AABE76940B243E...

The accompanying notes form part of these financial statements.

Refer to compilation report

Lennox Superannuation Fund

Detailed Statement of Financial Position



As at 30 June 2022

	Note	2022 \$	2021 \$
Investments			
Talisman Mining Limited - Ordinary Fully Paid		560.00	820.00
Telstra Corporation Limited.		30,646.00	29,779.20
The Lottery Corporation Limited		8,488.56	0.00
Thomson Resources Limited		465.50	540.00
Venturex Resources Limited		0.00	3,850.00
Wattle Health Australia Limited - Ordinary Fully Paid		0.00	3,710.00
Wellnex Life Limited		469.00	0.00
Wesfarmers Limited - Ordinary Fully Paid		19,571.97	27,599.70
Westpac Banking Corporation		20,475.00	27,100.50
Whitehaven Coal Limited - Ordinary Fully Paid		968.00	3,880.00
Whitehawk Limited - Ordinary Fully Paid		2,747.00	4,495.00
Winchester Energy Ltd		308.00	0.00
Woodside Energy Group Ltd		4,648.64	0.00
Stapled Securities	5		
Ardent Leisure Group Limited		8,290.80	0.00
Rural Funds Group		15,642.32	0.00
Scentre Group		15,086.75	0.00
Transurban Group		45,124.44	0.00
Units in Listed Unit Trusts (Australian)	6		
APA Group		9,016.00	1,780.00
Ardent Leisure Group Limited - Ordinary Fully Paid		0.00	5,803.56
Australian Unity Office Fund		2,190.00	0.00
Australian Unity Office Fund - Ordinary Units Fully Paid		0.00	5,220.00
Centuria Industrial Reit		8,430.00	0.00
Cromwell Property Group		2,038.50	1,312.50
Homeco Daily Needs Reit		1,848.32	1,992.20
Magellan High Conviction Trust		0.00	1,565.00
Rural Funds Group - Fully Paid Units Stapled Securities		0.00	15,953.00
Scentre Group - Stapled Securities Deferred Settlement		0.00	18,262.10
Spark Infrastructure Group - Stapled \$0.65 Loan Note and Unit		0.00	21,712.50
Sydney Airport - Units Fully Paid Stapled Securities (prev MAP)		0.00	4,632.00
Transurban Group - Ordinary Shares/Units Fully Paid Triple Stapled		0.00	40,185.52
Unibail-Rodamco-Westfield - Chess Depository Interests 20:1		3,083.20	4,657.60
Total Investments		506,227.86	552,852.20
Other Assets			
Bank Accounts	7		
Macquarie ***5458		4,891.77	2,682.30
Macquarie CMT ***0070		72.11	972.11

DocuSigned by:

George Ashley-Palmer

The accompanying notes form part of these financial statements.

Refer to compilation report

Lennox Superannuation Fund

Detailed Statement of Financial Position



As at 30 June 2022

	Note	2022	2021
		\$	\$
Other Assets			
Distributions Receivable			
APA Group		9.15	3.35
Australian Unity Office Fund		38.00	0.00
Australian Unity Office Fund - Ordinary Units Fully Paid		0.00	75.00
Centuria Industrial Reit		129.75	0.00
Cromwell Property Group		43.88	24.38
Homeco Daily Needs Reit		30.61	25.95
Magellan High Conviction Trust (managed Fund)		51.66	0.00
Rural Funds Group		182.79	0.00
Rural Funds Group - Fully Paid Units Stapled Securities		0.00	169.78
Transurban Group		753.12	578.92
Income Tax Refundable		7,965.03	4,021.81
Total Other Assets		<u>14,167.87</u>	<u>8,553.60</u>
Total Assets		<u>520,395.73</u>	<u>561,405.80</u>
Less:			
Liabilities			
Sundry Creditors		4,950.00	0.00
Total Liabilities		<u>4,950.00</u>	<u>0.00</u>
Net assets available to pay benefits		<u>515,445.73</u>	<u>561,405.80</u>
Represented By :			
Liability for accrued benefits allocated to members' accounts	8, 9		
Asbey-Palmer, George William - Pension (Account Based Pension 4)		515,445.73	561,405.80
Total Liability for accrued benefits allocated to members' accounts		<u>515,445.73</u>	<u>561,405.80</u>

DocuSigned by:

2AABE76940B243E...

The accompanying notes form part of these financial statements.

Refer to compilation report

Lennox Superannuation Fund Compilation Report



We have compiled the accompanying special purpose financial statements of the Lennox Superannuation Fund which comprise the statement of financial position as at 30 June 2022 the operating statement for the year then ended, a summary of significant accounting policies and other explanatory notes. The specific purpose for which the special purpose financial statements have been prepared is set out in Note 1 to the financial statements.

The Responsibility of the Trustee(s)

The Trustee(s) of Lennox Superannuation Fund are solely responsible for the information contained in the special purpose financial statements, the reliability, accuracy and completeness of the information and for the determination that the financial reporting framework used is appropriate to meet their needs and for the purpose that the financial statements were prepared.

Our Responsibility

On the basis of information provided by the Trustee(s), we have compiled the accompanying special purpose financial statements in accordance with the financial reporting framework as described in Note 1 to the financial statements and APES 315: Compilation of Financial Information.

We have applied our expertise in accounting and financial reporting to compile these financial statements in accordance with the financial reporting framework described in Note 1 to the financial statements. We have complied with the relevant ethical requirements of APES 110: Code of Ethics for Professional Accountants.

Assurance Disclaimer

Since a compilation engagement is not an assurance engagement, we are not required to verify the reliability, accuracy or completeness of the information provided to us by management to compile these financial statements. Accordingly, we do not express an audit opinion or a review conclusion on these financial statements.

The special purpose financial statements were compiled exclusively for the benefit of the directors of the trustee company who are responsible for the reliability, accuracy and completeness of the information used to compile them. We do not accept responsibility for the contents of the special purpose financial statements.

Simmons Livingstone & Associates

of

PO Box 806, OXFENFORD, Queensland 4210

Signed:

A handwritten signature in black ink, appearing to read 'J. Lytle'.

Dated: 29/03/2023

Lennox Superannuation Fund

Notes to the Financial Statements

For the year ended 30 June 2022



Note 1: Summary of Significant Accounting Policies

The trustees have prepared the financial statements on the basis that the Superannuation Fund is not a reporting entity because it is not publicly accountable and is not required by law or governing document to prepare financial statements that comply with Australian Accounting Standards. The financial statements are therefore special purpose financial statements that have been prepared in order to meet the requirements of the Superannuation Industry (Supervision) Act 1993 and associated Regulations, the trust deed of the Fund and the needs of members.

The financial statements have been prepared on a cash basis and are based on historical costs, except for investments which have been measured at market value.

The following significant accounting policies, which are consistent with the policies applied in the previous period unless otherwise stated, have been adopted in the preparation of the financial statements.

The financial statements were authorised for issue by the Director(s).

a. Measurement of Investments

The Fund initially recognises:

- (i) an investment when it controls the future economic benefits expected to flow from the asset. For financial assets, the trade date is considered to be the date on which control of the future economic benefits attributable to the asset passes to the Fund; and
- (ii) a financial liability on the date it becomes a party to the contractual provisions of the instrument.

Investments of the Fund have been measured at market value, which refers to the amount that a willing buyer could reasonably be expected to pay to acquire an asset from a willing seller if the following assumptions were made:

- that the buyer and the seller deal with each other at arm's length in relation to the sale;
- that the sale occurred after proper marketing of the asset; and
- that the buyer and the seller acted knowledgeably and prudentially in relation to the sale.

Market value has been determined as follows:

- (i) shares and other securities listed on the Australian Securities Exchange by reference to the relevant market quotations at the end of the reporting period;
- (ii) units in managed funds by reference to the unit redemption price at the end of the reporting period;
- (iii) fixed-interest securities by reference to the redemption price at the end of the reporting period;
- (iv) unlisted investments are stated at trustees' assessment based on estimated market value at balance date or where necessary, an external valuer's opinion; and
- (v) investment properties at the trustees' assessment of the market value or where necessary a qualified independent valuer's opinion at the end of reporting period.

Financial liabilities, such as trade creditors and other payables, are measured at the gross value of the outstanding balance at the end of the reporting period. The trustees have determined that the gross values of the Fund's financial liabilities is equivalent to their market values. Any remeasurement changes in the gross values of non-current financial liabilities (including liabilities for members' accrued benefits) are recognised in the operating statement in the periods in which they occur.

b. Cash and Cash Equivalents

Cash and cash equivalents include cash on hand and at call, deposits with banks and short-term, highly liquid investments that are readily convertible to cash and subject to an insignificant risk of change in value.

c. Revenue

Revenue is recognised to the extent that it is probable that the economic benefits will flow to the Fund and the revenue can be reliably measured. Revenue is recognised at the fair value of the consideration received or receivable.

DocuSigned by:

George Ashey-Palmer

2AABE76940B243E...

Refer to compilation report

Lennox Superannuation Fund

Notes to the Financial Statements

For the year ended 30 June 2022



Interest revenue

Interest revenue is recognised in respect of fixed-interest securities, and cash and cash equivalent balances. Interest revenue is recognised upon receipt.

Dividend revenue

Dividend revenue is recognised when the dividend has been paid or, in the case of dividend reinvestment schemes, when the dividend is credited to the benefit of the fund.

Rental revenue

Rental revenue arising from operating leases on investment properties is recognised upon receipt.

Distribution revenue

Distributions from unit trusts and managed funds are recognised as at the date the unit value is quoted ex-distribution and if not received at the end of the reporting period, are reflected in the statement of financial position as a receivable at market value.

Remeasurement changes in market values

Remeasurement changes in the market values of assets are recognised as income and determined as the difference between the market value at year-end or consideration received (if sold during the year) and the market value as at the prior year-end or cost (if acquired during the period).

Contributions

Contributions and transfers in are recognised when the control and the benefits from the revenue have been attained and are recorded by the Fund, gross of any taxes, in the period to which they relate.

d. Liability for Accrued Benefits

The liability for accrued benefits represents the Fund's present obligation to pay benefits to members and beneficiaries, and has been calculated as the difference between the carrying amount of the assets and the carrying amount of the other payables and income tax liabilities as at the end of the reporting period.

e. Critical Accounting Estimates and Judgements

The preparation of financial statements requires the trustees to make judgements, estimates and assumptions that affect the application of accounting policies and the reported amounts of assets and liabilities, income and expenses. Actual results may differ from these estimates.

Estimates and underlying assumptions are reviewed on an ongoing basis. Revisions to accounting estimates are recognised in the period in which the estimate is revised and in any future period affected.

Note 2: Derivatives (Options, Hybrids, Future Contracts)

	2022 \$	2021 \$
Classic Minerals Ltd	83.75	83.75
Gti Energy Ltd	10.94	0.00
Noumi Limited	164.24	0.00
Polarx Limited	12.50	0.00
	271.43	83.75

DocuSigned by:

George Ashey-Palmer

2AABE76940B243E...

Lennox Superannuation Fund

Notes to the Financial Statements

For the year ended 30 June 2022



Note 3: Managed Investments (Australian)

	2022 \$	2021 \$
Magellan High Conviction Trust (managed Fund)	2,772.00	0.00
	2,772.00	0.00

Note 4: Shares in Listed Companies (Australian)

	2022 \$	2021 \$
Pointerra Limited - Ordinary Fully Paid	9,192.00	14,700.00
88 Energy Limited	296.00	572.00
Australian Agricultural Company Limited. - Ordinary Fully Paid	2,894.40	3,205.80
Adbri Limited	13,888.38	24,078.33
Adslot Ltd (Formerly Webfirm and Ansearch Limited)	462.54	991.76
Alexium International Group Limited	480.00	392.00
Amtcor Limited	18,040.00	10,591.00
Amp Limited - Ordinary Fully Paid	1,738.10	2,047.50
Aurizon Holdings Limited	11,992.80	14,418.72
BCI Minerals Limited	1,192.50	0.00
BHP Group Limited	33,412.50	38,856.00
Brickworks Limited - Ordinary Fully Paid	13,237.56	17,899.98
Bank of Queensland Limited. - Ordinary Fully Paid	14,207.10	11,751.90
Brookside Energy Limited	476.00	0.00
Brambles Limited - Ordinary Fully Paid	22,051.89	28,702.96
Caeneus Minerals Ltd - Ordinary Fully Paid	522.50	950.00
City Chic Collective Limited	2,196.00	4,392.00
Challenger Limited - Ordinary Fully Paid	24,719.76	21,715.74
Cyclone Metals Limited	306.00	918.00
Classic Minerals Ltd - Ordinary Fully Paid	725.00	970.00
Coda Minerals Ltd	0.00	44.82
Coles Group Limited.	5,645.77	5,417.53
CZR Resources Ltd	750.00	0.00
Deterra Royalties Limited	10,854.40	7,020.00
Dateline Resources Limited - Ordinary Fully Paid	883.20	662.40
Develop Global Limited	2,274.57	0.00

DocuSigned by:

George Askey-Palmer

2AABE76940B243E...

Refer to compilation report

Lennox Superannuation Fund

Notes to the Financial Statements

For the year ended 30 June 2022



Dimerix Limited	240.00	0.00
Elixir Energy Limited - Ordinary Fully Paid	7,477.52	12,835.31
Flamingo Ai Limited - Ordinary Fully Paid	0.00	940.00
Freedom Foods Group Limited - Ordinary Fully Paid	0.00	1,547.60
Galileo Mining Ltd	7,830.00	825.00
Greenland Minerals Limited	506.00	1,045.00
Genex Power Limited	1,702.00	616.00
Gti Resources Limited - Ordinary Fully Paid	945.00	1,040.00
Hazer Group Limited	456.00	516.00
Iluka Resources Limited - Ordinary Fully Paid	6,513.60	9,058.50
Iph Limited - Ordinary Fully Paid	1,632.00	1,560.00
Incitec Pivot Limited	3,972.00	0.00
Isentia Group Limited - Ordinary Fully Paid	0.00	412.50
Liontown Resources Limited	2,321.00	0.00
Mincor Resources NI - Ordinary Fully Paid	9,023.01	6,915.24
Magontec Limited - Ordinary Fully Paid	1,829.20	1,452.60
Metals X Limited - Ordinary Fully Paid	1,232.47	2,510.99
MGC Pharmaceuticals (Erin Resources Limited)	3,120.00	8,695.00
Nico Resources Limited	234.33	0.00
Noumi Limited	657.20	0.00
Ora Banda Mining Ltd (ex Eastern Goldfields)- Ordinary Fully Paid	938.25	2,635.95
Odessa Minerals Limited	526.40	0.00
Oneview Healthcare Plc	172.50	705.00
Orora Limited - Ordinary Fully Paid	10,205.40	9,310.68
Ovato Limited - Ordinary Fully Paid (ex PMP)	185.66	640.36
Pendal Group Limited	6,214.52	10,848.76
Platinum Asset Management Limited - Ordinary Fully Paid	5,272.20	3,093.30
Pursuit Minerals Ltd	572.00	1,943.00
Polarx Limited - Ordinary Fully Paid	720.00	620.00
QBE Insurance Group Limited	1,579.50	1,402.70
Quickstep Holdings Limited - Ordinary Fully Paid	1,110.00	1,040.00
Queensland Pacific Metals Limited	1,150.00	1,400.00

DocuSigned by:

George Askey-Palmer

2AABE76940B243E...

Refer to compilation report

Lennox Superannuation Fund

Notes to the Financial Statements

For the year ended 30 June 2022



Qube Holdings Limited - Ordinary Fully Paid	5,945.94	6,904.26
Red Mountain Mining Limited	450.00	900.00
South32 Limited - Ordinary Fully Paid	3,624.80	2,695.60
Schrole Group Ltd	324.00	0.00
Silex Systems Limited - Ordinary Fully Paid	7,478.10	1,695.60
Sparc Technologies Limited	320.00	135.00
Superior Resources Limited	2,952.00	840.00
Strandline Resources Limited	1,980.00	0.00
Suncorp Group Limited	4,062.60	4,110.70
Suvo Strategic Minerals Limited	1,140.00	975.00
Seven West Media Limited - Ordinary Fully Paid	967.19	6,025.94
Tabcorp Holdings Limited	3,065.07	9,728.04
The Lottery Corporation Limited	8,488.56	0.00
Talisman Mining Limited - Ordinary Fully Paid	560.00	820.00
Telstra Corporation Limited.	30,646.00	29,779.20
Thomson Resources Limited	465.50	540.00
Venturex Resources Limited	0.00	3,850.00
Westpac Banking Corporation	20,475.00	27,100.50
Woodside Energy Group Ltd	4,648.64	0.00
Winchester Energy Ltd	308.00	0.00
Wesfarmers Limited - Ordinary Fully Paid	19,571.97	27,599.70
Wattle Health Australia Limited - Ordinary Fully Paid	0.00	3,710.00
Whitehaven Coal Limited - Ordinary Fully Paid	968.00	3,880.00
Whitehawk Limited - Ordinary Fully Paid	2,747.00	4,495.00
Wellnex Life Limited	469.00	0.00
	392,434.10	429,692.47

Note 5: Stapled Securities

	2022	2021
	\$	\$
Ardent Leisure Group Limited	8,290.80	0.00
Rural Funds Group	15,642.32	0.00
Scentre Group	15,086.75	0.00
Transurban Group	45,124.44	0.00

DocuSigned by:

George Askey-Palmer

2AABE76940B243E...

Refer to compilation report

Lennox Superannuation Fund

Notes to the Financial Statements

For the year ended 30 June 2022



	84,144.31	0.00
--	-----------	------


Note 6: Units in Listed Unit Trusts (Australian)

	2022 \$	2021 \$
Ardent Leisure Group Limited - Ordinary Fully Paid	0.00	5,803.56
Australian Unity Office Fund - Ordinary Units Fully Paid	0.00	5,220.00
Australian Unity Office Fund	2,190.00	0.00
APA Group	9,016.00	1,780.00
Centuria Industrial Reit	8,430.00	0.00
Cromwell Property Group	2,038.50	1,312.50
Homeco Daily Needs Reit	1,848.32	1,992.20
Magellan High Conviction Trust	0.00	1,565.00
Rural Funds Group - Fully Paid Units Stapled Securities	0.00	15,953.00
Scentre Group - Stapled Securities Deferred Settlement	0.00	18,262.10
Spark Infrastructure Group - Stapled \$0.65 Loan Note and Unit	0.00	21,712.50
Sydney Airport - Units Fully Paid Stapled Securities (prev MAP)	0.00	4,632.00
Transurban Group - Ordinary Shares/Units Fully Paid Triple Stapled	0.00	40,185.52
Unibail-Rodamco-Westfield - Chess Depositary Interests 20:1	3,083.20	4,657.60
	26,606.02	123,075.98

Note 7: Banks and Term Deposits

	2022 \$	2021 \$
Banks		
Macquarie ***5458	4,891.77	2,682.30
Macquarie CMT ***0070	72.11	972.11
	4,963.88	3,654.41

Note 8: Liability for Accrued Benefits

DocuSigned by:

 2AABE76940B243E...

Refer to compilation report

Lennox Superannuation Fund

Notes to the Financial Statements

For the year ended 30 June 2022



	2022 \$	2021 \$
Liability for accrued benefits at beginning of year	561,405.80	416,493.18
Benefits accrued as a result of operations	(45,960.07)	144,912.62
Current year member movements	0.00	0.00
	515,445.73	561,405.80

Note 9: Vested Benefits

Vested benefits are benefits that are not conditional upon continued membership of the fund (or any factor other than resignation from the plan) and include benefits which members were entitled to receive had they terminated their fund membership as at the end of the reporting period.

	2022 \$	2021 \$
Vested Benefits	515,445.73	561,405.80

Note 10: Guaranteed Benefits

No guarantees have been made in respect of any part of the liability for accrued benefits.

Note 11: Dividends

	2022 \$	2021 \$
Adbri Limited	967.38	832.68
Ancor Limited	558.88	342.51
Amp Limited - Ordinary Fully Paid	0.00	172.00
Aurizon Holdings Limited	965.12	869.95
BHP Group Limited	8,229.58	1,743.28
Bank of Queensland Limited. - Ordinary Fully Paid	664.40	455.30
Brambles Limited - Ordinary Fully Paid	671.47	563.81
Brickworks Limited - Ordinary Fully Paid	442.68	518.40
Challenger Limited - Ordinary Fully Paid	883.08	381.33
Coca-Cola Amatil Limited - Ordinary Fully Paid	0.00	45.90
Coles Group Limited.	193.37	191.79
Deterra Royalties Limited	593.92	38.22
Iluka Resources Limited - Ordinary Fully Paid	165.60	27.80
Iph Limited - Ordinary Fully Paid	60.00	58.00
Northern Star Resources Ltd	0.00	5.10
Ora Banda Mining Ltd (ex Eastern Goldfields)- Ordinary Fully Paid	0.00	210.91
Orora Limited - Ordinary Fully Paid	433.38	388.52

DocuSigned by:

2AABE76940B243E...

Refer to compilation report

Lennox Superannuation Fund

Notes to the Financial Statements

For the year ended 30 June 2022



Pendal Group Limited	492.14	409.90
Platinum Asset Management Limited - Ordinary Fully Paid	350.60	144.90
QBE Insurance Group Limited	39.00	5.20
Qube Holdings Limited - Ordinary Fully Paid	141.57	104.54
South32 Limited - Ordinary Fully Paid	178.60	29.23
Suncorp Group Limited	262.70	230.40
Tabcorp Holdings Limited	253.53	153.87
Telstra Corporation Limited.	1,270.40	1,235.20
Wesfarmers Limited - Ordinary Fully Paid	793.90	854.61
Westpac Banking Corporation	1,270.50	934.50
Whitehaven Coal Limited - Ordinary Fully Paid	80.00	0.00
	19,961.80	10,947.85

Note 12: Trust Distributions

	2022	2021
	\$	\$
Scentre Group - Stapled Securities Deferred Settlement	949.74	466.54
Cromwell Property Group	175.52	76.89
Magellan High Conviction Trust	22.50	0.00
Rural Funds Group - Fully Paid Units Stapled Securities	745.94	693.79
Australian Unity Office Fund - Ordinary Units Fully Paid	228.00	262.50
Spark Infrastructure Group - Stapled \$0.65 Loan Note and Unit	861.13	1,302.76
Homeco Daily Needs Reit	119.57	50.20
Centuria Industrial Reit	389.25	0.00
Magellan High Conviction Trust (managed Fund)	75.46	0.00
Transurban Group - Ordinary Shares/Units Fully Paid Triple Stapled	1,252.06	1,002.52
APA Group	259.80	3.35
Sydney Airport - Units Fully Paid Stapled Securities (prev MAP)	0.00	146.64
	5,078.97	4,005.19

Note 13: Changes in Market Values**Unrealised Movements in Market Value**

	2022	2021
	\$	\$
Derivatives (Options, Hybrids, Future Contracts)		
Classic Minerals Ltd	0.00	83.75

DocuSigned by:

George Askey-Palmer

2AABE76940B243E...

Refer to compilation report

Lennox Superannuation Fund

Notes to the Financial Statements

For the year ended 30 June 2022



Gti Energy Ltd	10.94	0.00
Noumi Limited	(580.71)	0.00
Polarx Limited	12.50	0.00
	(557.27)	83.75
Managed Investments (Australian)		
Magellan High Conviction Trust (managed Fund)	(243.40)	0.00
	(243.40)	0.00
Shares in Listed Companies (Australian)		
88 Energy Limited	(1,075.95)	134.05
Acacia Coal Limited - Ordinary Fully Paid	0.00	519.95
Adbri Limited	(3,554.05)	2,012.31
Adslot Ltd (Formerly Webfirm and Ansearch Limited)	(582.36)	354.20
Alexium International Group Limited	(631.94)	(283.95)
Amtcor Limited	2,593.05	390.05
Amp Limited - Ordinary Fully Paid	(309.40)	2,410.81
Aurizon Holdings Limited	824.84	(2,855.05)
Australian Agricultural Company Limited. - Ordinary Fully Paid	867.74	795.60
BCI Minerals Limited	(739.90)	0.00
BHP Group Limited	(8,068.25)	10,141.50
Bank of Queensland Limited. - Ordinary Fully Paid	(3,957.50)	5,306.71
Brambles Limited - Ordinary Fully Paid	(1,519.43)	1,729.23
Brickworks Limited - Ordinary Fully Paid	(4,662.42)	5,483.96
Brookside Energy Limited	(47.94)	0.00
CZR Resources Ltd	80.05	0.00
Caeneus Minerals Ltd - Ordinary Fully Paid	(427.50)	40.10
Cape Lambert Resources Limited - Ordinary Fully Paid	0.00	3,613.11
Challenger Limited - Ordinary Fully Paid	5,748.82	5,568.62
City Chic Collective Limited	(4,043.95)	2,124.05
Classic Minerals Ltd - Ordinary Fully Paid	(694.85)	315.05
Coca-Cola Amatil Limited - Ordinary Fully Paid	0.00	53.42
Coda Minerals Ltd	(44.82)	44.82

DocuSigned by:

George Askey-Palmer

2AABE76940B243E...

Refer to compilation report

Lennox Superannuation Fund

Notes to the Financial Statements

For the year ended 30 June 2022



Coles Group Limited.	228.24	(25.36)
Cyclone Metals Limited	(612.00)	(2,899.11)
Dateline Resources Limited - Ordinary Fully Paid	48.40	302.40
Deterra Royalties Limited	(735.55)	1,534.63
Develop Global Limited	(602.53)	0.00
Dimerix Limited	(449.95)	0.00
Elixir Energy Limited - Ordinary Fully Paid	(6,127.74)	5,713.37
Flamingo Ai Limited - Ordinary Fully Paid	1,617.70	752.00
Freedom Foods Group Limited - Ordinary Fully Paid	6,101.32	(3,719.75)
Galileo Mining Ltd	6,655.05	(139.95)
Genex Power Limited	(903.85)	8.05
Greenland Minerals Limited	(539.00)	(424.90)
Gti Resources Limited - Ordinary Fully Paid	(786.20)	(320.00)
Hazer Group Limited	(60.00)	(424.95)
Iluka Resources Limited - Ordinary Fully Paid	(1,105.51)	4,456.95
Incitec Pivot Limited	(331.95)	0.00
Iph Limited - Ordinary Fully Paid	72.00	68.00
Isentia Group Limited - Ordinary Fully Paid	79.13	50.00
Liontown Resources Limited	(773.90)	0.00
MGC Pharmaceuticals (Erin Resources Limited)	(3,705.14)	7,119.77
Magontec Limited - Ordinary Fully Paid	376.60	80.70
Metals X Limited - Ordinary Fully Paid	2,693.02	1,588.35
Mincor Resources NI - Ordinary Fully Paid	2,261.76	1,920.90
Nico Resources Limited	234.33	0.00
Noumi Limited	(6,991.72)	0.00
Odessa Minerals Limited	(2,031.30)	0.00
Oneview Healthcare Plc	(532.50)	167.55
Ora Banda Mining Ltd (ex Eastern Goldfields)- Ordinary Fully Paid	(3,131.45)	(1,531.38)
Orora Limited - Ordinary Fully Paid	894.72	3,128.54
Ovato Limited - Ordinary Fully Paid (ex PMP)	(454.70)	(534.25)
Pendal Group Limited	(4,875.46)	3,502.50
Platinum Asset Management Limited - Ordinary Fully Paid	(4,426.95)	743.40

DocuSigned by:

George Askey-Palmer

2AABE76940B243E...

Refer to compilation report

Lennox Superannuation Fund

Notes to the Financial Statements

For the year ended 30 June 2022



Pointerra Limited - Ordinary Fully Paid	(8,110.90)	13,656.80
Polarx Limited - Ordinary Fully Paid	(664.95)	(99.95)
Pursuit Minerals Ltd	(1,900.95)	1,122.10
QBE Insurance Group Limited	176.80	250.90
Qube Holdings Limited - Ordinary Fully Paid	(958.32)	566.28
Queensland Pacific Metals Limited	(250.00)	1,060.02
Quickstep Holdings Limited - Ordinary Fully Paid	(369.95)	(640.00)
Red Mountain Mining Limited	(450.00)	(389.90)
Schrole Group Ltd	(235.95)	0.00
Seven West Media Limited - Ordinary Fully Paid	776.00	12,762.47
Silex Systems Limited - Ordinary Fully Paid	3,598.25	235.50
South32 Limited - Ordinary Fully Paid	929.20	818.80
Sparc Technologies Limited	185.00	(484.95)
Strandline Resources Limited	(399.90)	0.00
Suncorp Group Limited	(48.10)	1,269.16
Superior Resources Limited	879.10	260.05
Suvo Strategic Minerals Limited	(2,466.70)	(179.90)
Tabcorp Holdings Limited	(2,459.09)	3,348.00
Talisman Mining Limited - Ordinary Fully Paid	(260.00)	160.00
Telstra Corporation Limited.	1,445.83	4,961.65
The Lottery Corporation Limited	3,229.73	0.00
Thomson Resources Limited	(1,444.38)	(42.45)
Venturex Resources Limited	(1,030.10)	1,030.10
Wattle Health Australia Limited - Ordinary Fully Paid	1,349.95	0.00
Wellnex Life Limited	(4,590.95)	0.00
Wesfarmers Limited - Ordinary Fully Paid	(7,093.73)	6,664.09
Westpac Banking Corporation	(6,625.50)	8,253.00
Whitehaven Coal Limited - Ordinary Fully Paid	2,725.91	1,020.00
Whitehawk Limited - Ordinary Fully Paid	(3,087.85)	410.10
Winchester Energy Ltd	(327.95)	0.00
Woodside Energy Group Ltd	303.68	0.00
Wpp Aunz Ltd (ex STW Communications)	0.00	2,372.38

DocuSigned by:

George Asbey-Palmer

2AABE76940B243E...

Refer to compilation report

Lennox Superannuation Fund


Notes to the Financial Statements

For the year ended 30 June 2022



	(65,336.71)	117,400.25
Stapled Securities		
Ardent Leisure Group Limited	5,311.74	0.00
Rural Funds Group	2,903.99	0.00
Scentre Group	3,745.90	0.00
Transurban Group	23,286.92	0.00
	35,248.55	0.00
Units in Listed Unit Trusts (Australian)		
APA Group	2,116.10	(217.95)
Ardent Leisure Group Limited - Ordinary Fully Paid	(2,824.50)	3,816.02
Australian Unity Office Fund	(29.95)	0.00
Australian Unity Office Fund - Ordinary Units Fully Paid	(390.10)	910.05
Centuria Industrial Reit	(3,349.80)	0.00
Cromwell Property Group	(331.94)	(57.45)
Homeco Daily Needs Reit	(143.88)	89.48
Infigen Energy - Stapled Securities Fully Paid	0.00	(1,906.79)
Magellan High Conviction Trust	(5.05)	5.05
Rural Funds Group - Fully Paid Units Stapled Securities	(3,870.84)	4,565.77
Scentre Group - Stapled Securities Deferred Settlement	2,921.90	3,208.75
Spark Infrastructure Group - Stapled \$0.65 Loan Note and Unit	(4,314.85)	868.50
Sydney Airport - Units Fully Paid Stapled Securities (prev MAP)	(3,005.37)	96.00
Transurban Group - Ordinary Shares/Units Fully Paid Triple Stapled	(22,430.00)	282.40
Unibail-Rodamco-Westfield - Chess Depository Interests 20:1	(1,574.40)	8,803.59
	(37,232.68)	20,463.42
Total Unrealised Movement	(68,121.51)	137,947.42

Realised Movements in Market Value2022
\$2021
\$**Shares in Listed Companies (Australian)**

DocuSigned by:

 2AABE76940B243E...

Refer to compilation report

Lennox Superannuation Fund

Notes to the Financial Statements

For the year ended 30 June 2022



Adbri Limited	(4,595.80)	0.00
Alexium International Group Limited	96.19	0.00
Amp Limited - Ordinary Fully Paid	0.00	(3,245.31)
Aurizon Holdings Limited	(354.70)	0.00
Australian Agricultural Company Limited. - Ordinary Fully Paid	1,010.91	0.00
BHP Group Limited	2,189.05	1,105.35
Bank of Queensland Limited. - Ordinary Fully Paid	0.00	(403.42)
Brambles Limited - Ordinary Fully Paid	529.01	0.00
Brickworks Limited - Ordinary Fully Paid	0.00	3,087.50
Challenger Limited - Ordinary Fully Paid	311.25	(1,298.14)
Coca-Cola Amatil Limited - Ordinary Fully Paid	0.00	1,940.08
Coda Minerals Ltd	27.00	0.00
Dateline Resources Limited - Ordinary Fully Paid	827.61	0.00
Elixir Energy Limited - Ordinary Fully Paid	0.00	2,868.09
Galileo Mining Ltd	1,010.10	0.00
Iluka Resources Limited - Ordinary Fully Paid	1,468.66	1,448.16
Isentia Group Limited - Ordinary Fully Paid	(86.58)	0.00
MGC Pharmaceuticals (Erin Resources Limited)	(969.81)	375.39
Metals X Limited - Ordinary Fully Paid	8.51	0.00
Mincor Resources NI - Ordinary Fully Paid	1,161.06	0.00
Orora Limited - Ordinary Fully Paid	0.00	(266.55)
Pendal Group Limited	695.72	(580.30)
Pointerra Limited - Ordinary Fully Paid	322.10	15,176.40
Queensland Pacific Metals Limited	0.00	990.06
Seven West Media Limited - Ordinary Fully Paid	1,088.34	(6,655.06)
Silex Systems Limited - Ordinary Fully Paid	178.10	0.00
Suncorp Group Limited	0.00	(26.51)
Superior Resources Limited	1,441.09	0.00
Tabcorp Holdings Limited	0.00	372.45
Telstra Corporation Limited.	(655.33)	0.00
Whitehaven Coal Limited - Ordinary Fully Paid	1,300.19	0.00
Wpp Aunz Ltd (ex STW Communications)	0.00	(704.28)

DocuSigned by:

George Osbey-Palmer

2AABE76940B243E...

Refer to compilation report

Lennox Superannuation Fund

Notes to the Financial Statements

For the year ended 30 June 2022



	7,002.66	14,183.93
Units in Listed Unit Trusts (Australian)		
Ardent Leisure Group Limited - Ordinary Fully Paid	0.00	(217.44)
Australian Unity Office Fund - Ordinary Units Fully Paid	(136.94)	0.00
Infigen Energy - Stapled Securities Fully Paid	0.00	1,808.94
Rural Funds Group - Fully Paid Units Stapled Securities	384.74	89.68
Scentre Group - Stapled Securities Deferred Settlement	(7,284.30)	0.00
Spark Infrastructure Group - Stapled \$0.65 Loan Note and Unit	9,737.68	0.00
Sydney Airport - Units Fully Paid Stapled Securities (prev MAP)	4,621.47	0.00
Unibail-Rodamco-Westfield - Chess Depository Interests 20:1	0.00	(6,716.24)
	7,322.65	(5,035.06)
Total Realised Movement	14,325.30	9,148.87
Changes in Market Values	(53,796.21)	147,096.29
Note 14: Income Tax Expense		
	2022	2021
	\$	\$
The components of tax expense comprise		
Current Tax	(7,965.03)	(4,021.81)
Income Tax Expense	(7,965.03)	(4,021.81)
The prima facie tax on benefits accrued before income tax is reconciled to the income tax as follows:		
Prima facie tax payable on benefits accrued before income tax at 15%	(8,088.77)	21,133.62
Less:		
Tax effect of:		
Non Taxable Contributions	230.85	0.00
Increase in MV of Investments	0.00	20,692.11
Exempt Pension Income	4,628.85	2,611.95
Realised Accounting Capital Gains	2,148.80	1,372.33

DocuSigned by:

2AABE76940B243E...

Refer to compilation report

Lennox Superannuation Fund
Notes to the Financial Statements

For the year ended 30 June 2022



Accounting Trust Distributions	761.85	600.78
Add:		
Tax effect of:		
Decrease in MV of Investments	10,218.23	0.00
SMSF Non-Deductible Expenses	745.95	781.35
Pension Payments	3,225.00	2,392.50
Franking Credits	1,194.75	603.27
Foreign Credits	0.36	0.24
Taxable Trust Distributions	430.62	360.96
Distributed Foreign Income	9.12	5.74
Tax Losses	35.10	0.00
Rounding	(0.01)	(0.51)
Less credits:		
Franking Credits	7,965.03	4,021.81
Current Tax or Refund	<u>(7,965.03)</u>	<u>(4,021.81)</u>

DocuSigned by:

George Askey-Palmer

2AABE76940B243E...

Refer to compilation report

Lennox Superannuation Fund Trustees Declaration

Shgap Pty Ltd ACN: 090968951



The directors of the trustee company have determined that the Fund is not a reporting entity and that these special purpose financial statements should be prepared in accordance with the accounting policies described in Note 1 to the financial statements.

The directors of the trustee company declare that:

- (i) the financial statements and notes to the financial statements for the year ended 30 June 2022 present fairly, in all material respects, the financial position of the Superannuation Fund at 30 June 2022 and the results of its operations for the year ended on that date in accordance with the accounting policies described in Note 1 to the financial statements;
- (ii) the financial statements and notes to the financial statements have been prepared in accordance with the requirements of the trust deed; and
- (iii) the operation of the superannuation fund has been carried out in accordance with its trust deed and in compliance with the requirements of the Superannuation Industry (Supervision) Act 1993 and associated Regulations during the year ended 30 June 2022.

Signed in accordance with a resolution of the directors of the trustee company by:

DocuSigned by:

George Asbey-Palmer

2AABE76940B243E...

George William Asbey-Palmer
Shgap Pty Ltd
Director

29 March 2023


Lennox Superannuation Fund

Statement of Taxable Income



For the year ended 30 June 2022

	2022
	\$
Benefits accrued as a result of operations	(53,925.10)
Less	
Exempt current pension income	30,859.00
Realised Accounting Capital Gains	14,325.31
Accounting Trust Distributions	5,078.97
Non Taxable Contributions	1,539.00
	<u>51,802.28</u>
Add	
Decrease in MV of investments	68,121.51
SMSF non deductible expenses	4,973.00
Pension Payments	21,500.00
Franking Credits	7,965.03
Foreign Credits	2.42
Taxable Trust Distributions	2,870.79
Distributed Foreign income	60.79
	<u>105,493.54</u>
SMSF Annual Return Rounding	(0.16)
	<u>(234.00)</u>
Taxable Income or Loss	<u>(234.00)</u>
Income Tax on Taxable Income or Loss	0.00
Less	
Franking Credits	7,965.03
	<u>(7,965.03)</u>
CURRENT TAX OR REFUND	<u>(7,965.03)</u>
Supervisory Levy	259.00
AMOUNT DUE OR REFUNDABLE	<u>(7,706.03)</u>

DocuSigned by:

 2AABE76940B243E...

Lennox Superannuation Fund

Members Statement



George William Asbey-Palmer
59 Bentinck Street
Ballina, New South Wales, 2478, Australia

Your Details

Date of Birth : 02/08/1943
Age: 78
Tax File Number: 124098084
Date Joined Fund: 13/02/2002
Service Period Start Date: 13/02/2002
Date Left Fund:
Member Code: ASBGEO00005P
Account Start Date: 01/07/2020
Account Phase: Retirement Phase
Account Description: Account Based Pension 4

Nominated Beneficiaries: N/A
Nomination Type: N/A
Vested Benefits: 515,445.73

Your Balance

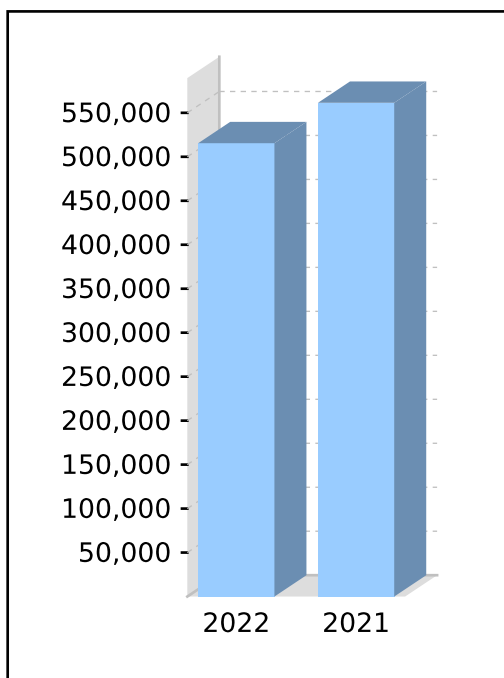
Total Benefits 515,445.73

Preservation Components

Preserved
Unrestricted Non Preserved 515,445.73
Restricted Non Preserved

Tax Components

Tax Free (11.37%) 58,597.07
Taxable 456,848.66
Investment Earnings Rate -4.53%



Your Detailed Account Summary

	This Year	Last Year
Opening balance at 01/07/2021	561,405.80	
<u>Increases to Member account during the period</u>		
Employer Contributions		
Personal Contributions (Concessional)		
Personal Contributions (Non Concessional)		
Government Co-Contributions		
Other Contributions		
Proceeds of Insurance Policies		
Transfers In		
Net Earnings	(26,010.44)	160,862.62
Internal Transfer In		416,493.18
<u>Decreases to Member account during the period</u>		
Pensions Paid	19,949.63	15,950.00
Contributions Tax		
Income Tax		
No TFN Excess Contributions Tax		
Excess Contributions Tax		
Refund Excess Contributions		
Division 293 Tax		
Insurance Policy Premiums Paid		
Management Fees		
Member Expenses		
Benefits Paid/Transfers Out		
Superannuation Surcharge Tax		
Internal Transfer Out		
Closing balance at 30/06/2022	515,445.73	561,405.80

DocuSigned by:

George Asbey-Palmer

2AABE76940B243E...

Lennox Superannuation Fund

Members Statement



George William Asbey-Palmer
59 Bentinck Street
Ballina, New South Wales, 2478, Australia

Your Details

Date of Birth : 02/08/1943
Age: 78
Tax File Number: 124098084
Date Joined Fund: 13/02/2002
Service Period Start Date:
Date Left Fund:
Member Code: ASBGEO00006A
Account Start Date: 12/08/2021
Account Phase: Accumulation Phase
Account Description: Accumulation

Nominated Beneficiaries: N/A
Nomination Type: N/A
Vested Benefits:
Total Death Benefit:

Your Balance

Total Benefits

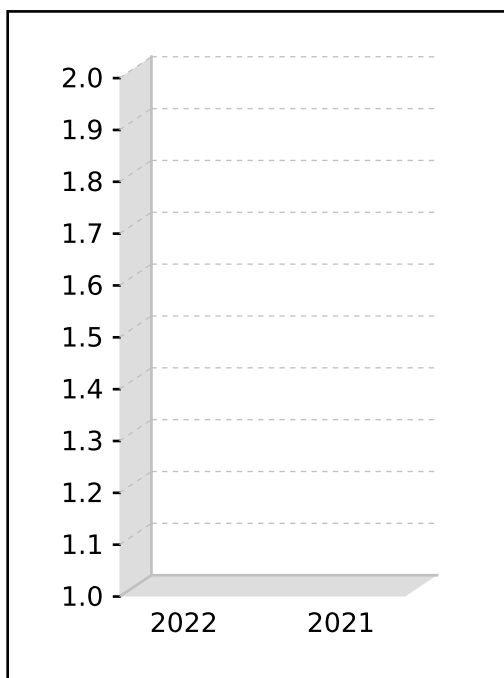
Preservation Components

Preserved
Unrestricted Non Preserved
Restricted Non Preserved

Tax Components

Tax Free
Taxable

Investment Earnings Rate 0%



Your Detailed Account Summary

	This Year	Last Year
Opening balance at 01/07/2021		
<u>Increases to Member account during the period</u>		
Employer Contributions		
Personal Contributions (Concessional)		
Personal Contributions (Non Concessional)		
Government Co-Contributions	1,539.00	
Other Contributions		
Proceeds of Insurance Policies		
Transfers In		
Net Earnings	11.37	
Internal Transfer In		
<u>Decreases to Member account during the period</u>		
Pensions Paid		
Contributions Tax		
Income Tax		
No TFN Excess Contributions Tax		
Excess Contributions Tax		
Refund Excess Contributions		
Division 293 Tax		
Insurance Policy Premiums Paid		
Management Fees		
Member Expenses		
Benefits Paid/Transfers Out		
Superannuation Surcharge Tax		
Internal Transfer Out	1,550.37	
Closing balance at 30/06/2022	0.00	0.00

DocuSigned by:

George Asbey-Palmer

2AABE76940B243E...

Lennox Superannuation Fund

Members Statement



George William Asbey-Palmer
59 Bentinck Street
Ballina, New South Wales, 2478, Australia

Your Details

Date of Birth : 02/08/1943
Age: 78
Tax File Number: 124098084
Date Joined Fund: 13/02/2002
Service Period Start Date:
Date Left Fund:
Member Code: ASBGEO00007P
Account Start Date: 13/08/2021
Account Phase: Retirement Phase
Account Description: Account Based Pension 5

Nominated Beneficiaries: N/A
Nomination Type: N/A
Vested Benefits:
Total Death Benefit:

Your Balance


Total Benefits

Preservation Components

Preserved
Unrestricted Non Preserved
Restricted Non Preserved

Tax Components

Tax Free (99.27%) (0.05)
Taxable 0.05
Investment Earnings Rate 0.00%



Your Detailed Account Summary

	This Year	Last Year
Opening balance at 01/07/2021		
<u>Increases to Member account during the period</u>		
Employer Contributions		
Personal Contributions (Concessional)		
Personal Contributions (Non Concessional)		
Government Co-Contributions		
Other Contributions		
Proceeds of Insurance Policies		
Transfers In		
Net Earnings		
Internal Transfer In	1,550.37	
<u>Decreases to Member account during the period</u>		
Pensions Paid	1,550.37	
Contributions Tax		
Income Tax		
No TFN Excess Contributions Tax		
Excess Contributions Tax		
Refund Excess Contributions		
Division 293 Tax		
Insurance Policy Premiums Paid		
Management Fees		
Member Expenses		
Benefits Paid/Transfers Out		
Superannuation Surcharge Tax		
Internal Transfer Out		
Closing balance at 30/06/2022	0.00	0.00

DocuSigned by:

George Asbey-Palmer

2AABE76940B243E...

Lennox Superannuation Fund

Minutes of a meeting of the Director(s)

held on 29 March 2023 at St Andrews Village 59 Bentick Street, Ballina, New South Wales
2478



PRESENT:	George William Asbey-Palmer
MINUTES:	The Chair reported that the minutes of the previous meeting had been signed as a true record.
FINANCIAL STATEMENTS OF SUPERANNUATION FUND:	<p>It was resolved that the financial statements would be prepared as special purpose financial statements as, in the opinion of the directors of the Trustee Company, the Superannuation Fund is not a reporting entity and therefore is not required to comply with all Australian Accounting Standards.</p> <p>The Chair tabled the financial statements and notes to the financial statements of the Superannuation Fund in respect of the year ended 30 June 2022 and it was resolved that such statements be and are hereby adopted as tabled.</p>
TRUSTEE'S DECLARATION:	It was resolved that the trustee's declaration of the Superannuation Fund be signed.
ANNUAL RETURN:	Being satisfied that the Fund had complied with the requirements of the Superannuation Industry (Supervision) Act 1993 (SISA) and Regulations during the year ended 30 June 2022, it was resolved that the annual return be approved, signed and lodged with the Australian Taxation Office.
INVESTMENT STRATEGY:	The allocation of the Fund's assets and the Fund's investment performance over the financial year were reviewed and found to be within the acceptable ranges outlined in the investment strategy. After considering the risk, rate of return, diversification and liquidity of the investments and the ability of the Fund to discharge its existing liabilities, it was resolved that the investment strategy continues to reflect the purposes and circumstances of the Fund and its members. Accordingly, no changes in the investment strategy were required.
INSURANCE COVER:	The trustee(s) reviewed the current life and total and permanent disability insurance coverage on offer to the members and resolved that the current insurance arrangements were appropriate for the Fund.
ALLOCATION OF INCOME:	It was resolved that the income of the Fund would be allocated to the members based on their average daily balance (an alternative allocation basis may be percentage of opening balance).
INVESTMENT ACQUISITIONS:	It was resolved to ratify the investment acquisitions throughout the financial year ended 30 June 2022.
INVESTMENT DISPOSALS:	It was resolved to ratify the investment disposals throughout the financial year ended 30 June 2022.
AUDITORS:	<p>It was resolved that</p> <p>Super Audits</p> <p>of</p> <p>Box 3376, RUNDLE MALL, South Australia 5000</p> <p>act as auditors of the Fund for the next financial year.</p>
TAX AGENTS:	<p>It was resolved that</p> <p>Simmons Livingstone & Associates</p> <p>act as tax agents of the Fund for the next financial year.</p>
TRUSTEE STATUS:	Each of the trustee(s) confirmed that they are qualified to act as trustee(s) of the

Lennox Superannuation Fund

Minutes of a meeting of the Director(s)

held on 29 March 2023 at St Andrews Village 59 Bentick Street, Ballina, New South Wales
2478



Fund and that they are not disqualified persons as defined by s 120 of the SISA.

CONTRIBUTIONS RECEIVED:

It was resolved that the contributions during the year be allocated to members on the basis of the schedule provided by the principal Fund employer.

CLOSURE:

All resolutions for this meeting were made in accordance with the SISA and Regulations.

There being no further business the meeting then closed.

Signed as a true record –

DocuSigned by:
George Asbey-Palmer.....
George William Asbey-Palmer

Chairperson

Lennox Superannuation Fund

Investment Summary Report

As at 30 June 2022

Investment	Units	Market Price	Market Value	Average Cost	Accounting Cost	Unrealised Gain/(Loss)	Gain/(Loss)%	Portfolio Weight%
Cash/Bank Accounts								
Macquarie ***5458		4,891.770000	4,891.77	4,891.77	4,891.77			0.96 %
Macquarie CMT ***0070		72.110000	72.11	72.11	72.11			0.01 %
			4,963.88		4,963.88			0.97 %
Derivatives (Options, Hybrids, Future Contracts)								
CLZOA.AX Classic Minerals Ltd	83,750.00	0.001000	83.75	0.00	0.00	83.75	0.00 %	0.02 %
DVPOPT3.A Develop Global Limited X	72.00	0.000001	0.00	0.00	0.00	0.00	0.00 %	0.00 %
GTRO.AX Gti Energy Ltd	2,188.00	0.005000	10.94	0.00	0.00	10.94	0.00 %	0.00 %
NOUO.AX Noumi Limited	6,317.00	0.026000	164.24	0.12	744.95	(580.71)	(77.95) %	0.03 %
PXXO.AX Polarx Limited	2,500.00	0.005000	12.50	0.00	0.00	12.50	0.00 %	0.00 %
			271.43		744.95	(473.52)	(63.56) %	0.05 %
Managed Investments (Australian)								
MHHT.AX Magellan High Conviction Trust (managed Fund)	2,100.00	1.320000	2,772.00	1.44	3,015.40	(243.40)	(8.07) %	0.54 %
			2,772.00		3,015.40	(243.40)	(8.07) %	0.54 %
Shares in Listed Companies (Australian)								
88E.AX 88 Energy Limited	37,000.00	0.008000	296.00	0.03	1,237.90	(941.90)	(76.09) %	0.06 %
ABC.AX Adbri Limited	5,739.00	2.420000	13,888.38	2.62	15,055.37	(1,166.99)	(7.75) %	2.72 %
ADS.AX Adslot Ltd (Formerly Webfirm and Ansearch Limited)	38,545.00	0.012000	462.54	0.03	1,189.78	(727.24)	(61.12) %	0.09 %
AJX.AX Alexium International Group Limited	20,000.00	0.024000	480.00	0.07	1,395.89	(915.89)	(65.61) %	0.09 %
AMC.AX Amcor Limited	1,000.00	18.040000	18,040.00	14.56	14,559.44	3,480.56	23.91 %	3.53 %
AMP.AX Amp Limited - Ordinary Fully Paid	1,820.00	0.955000	1,738.10	2.66	4,842.00	(3,103.90)	(64.10) %	0.34 %
AZJ.AX Aurizon Holdings Limited	3,156.00	3.800000	11,992.80	3.22	10,152.63	1,840.17	18.13 %	2.35 %
AAC.AX Australian Agricultural Company Limited. - Ordinary Fully Paid	1,340.00	2.160000	2,894.40	0.94	1,264.95	1,629.45	128.82 %	0.57 %
BOQ.AX Bank of Queensland Limited. - Ordinary Fully Paid	2,130.00	6.670000	14,207.10	7.77	16,555.69	(2,348.59)	(14.19) %	2.78 %

Lennox Superannuation Fund

Investment Summary Report

As at 30 June 2022

Investment	Units	Market Price	Market Value	Average Cost	Accounting Cost	Unrealised Gain/(Loss)	Gain/(Loss)%	Portfolio Weight%	
BCI.AX	BCI Minerals Limited	4,500.00	0.265000	1,192.50	0.43	1,932.40	(739.90)	(38.29) %	0.23 %
BHP.AX	BHP Group Limited	810.00	41.250000	33,412.50	30.68	24,853.91	8,558.59	34.44 %	6.54 %
BXB.AX	Brambles Limited - Ordinary Fully Paid	2,059.00	10.710000	22,051.89	9.14	18,828.76	3,223.13	17.12 %	4.31 %
BKW.AX	Brickworks Limited - Ordinary Fully Paid	714.00	18.540000	13,237.56	11.78	8,412.80	4,824.76	57.35 %	2.59 %
BRK.AX	Brookside Energy Limited	28,000.00	0.017000	476.00	0.02	523.94	(47.94)	(9.15) %	0.09 %
CAD.AX	Caeneus Minerals Ltd - Ordinary Fully Paid	95,000.00	0.005500	522.50	0.02	1,619.85	(1,097.35)	(67.74) %	0.10 %
CGF.AX	Challenger Limited - Ordinary Fully Paid	3,614.00	6.840000	24,719.76	5.01	18,112.38	6,607.38	36.48 %	4.84 %
CCX.AX	City Chic Collective Limited	1,200.00	1.830000	2,196.00	3.43	4,115.90	(1,919.90)	(46.65) %	0.43 %
CLZ.AX	Classic Minerals Ltd - Ordinary Fully Paid	725,000.00	0.001000	725.00	0.00	2,299.75	(1,574.75)	(68.47) %	0.14 %
COL.AX	Coles Group Limited.	317.00	17.810000	5,645.77	9.44	2,991.06	2,654.71	88.75 %	1.10 %
CLE.AX	Cyclone Metals Limited	102,000.00	0.003000	306.00	0.04	3,817.11	(3,511.11)	(91.98) %	0.06 %
CZR.AX	CZR Resources Ltd	50,000.00	0.015000	750.00	0.01	669.95	80.05	11.95 %	0.15 %
DTR.AX	Dateline Resources Limited - Ordinary Fully Paid	9,200.00	0.096000	883.20	0.08	732.35	150.85	20.60 %	0.17 %
DRR.AX	Deterra Royalties Limited	2,560.00	4.240000	10,854.40	3.93	10,055.32	799.08	7.95 %	2.12 %
DVP.AX	Develop Global Limited	1,143.00	1.990000	2,274.57	2.52	2,877.10	(602.53)	(20.94) %	0.44 %
DXB.AX	Dimerix Limited	2,000.00	0.120000	240.00	0.34	689.95	(449.95)	(65.21) %	0.05 %
EXR.AX	Elixir Energy Limited - Ordinary Fully Paid	55,389.00	0.135000	7,477.52	0.15	8,235.24	(757.72)	(9.20) %	1.46 %
GAL.AX	Galileo Mining Ltd	6,000.00	1.305000	7,830.00	0.22	1,314.90	6,515.10	495.48 %	1.53 %
GNX.AX	Genex Power Limited	14,800.00	0.115000	1,702.00	0.18	2,597.80	(895.80)	(34.48) %	0.33 %
GGG.AX	Greenland Minerals Limited	11,000.00	0.046000	506.00	0.14	1,489.85	(983.85)	(66.04) %	0.10 %
GTR.AX	Gti Resources Limited - Ordinary Fully Paid	78,750.00	0.012000	945.00	0.02	1,231.15	(286.15)	(23.24) %	0.18 %
HZR.AX	Hazer Group Limited	600.00	0.760000	456.00	1.57	940.95	(484.95)	(51.54) %	0.09 %
ILU.AX	Iluka Resources Limited - Ordinary Fully Paid	690.00	9.440000	6,513.60	3.51	2,419.48	4,094.12	169.21 %	1.27 %
IPL.AX	Incitec Pivot Limited	1,200.00	3.310000	3,972.00	3.59	4,303.95	(331.95)	(7.71) %	0.78 %
IPH.AX	Iph Limited - Ordinary Fully Paid	200.00	8.160000	1,632.00	4.30	860.87	771.13	89.58 %	0.32 %

11:57:38

29/03/2023

DocuSigned by:


 George Askey-Palmer

2AABE76940B243E...

Lennox Superannuation Fund

Investment Summary Report

As at 30 June 2022

Investment		Units	Market Price	Market Value	Average Cost	Accounting Cost	Unrealised Gain/(Loss)	Gain/(Loss)%	Portfolio Weight%
LTR.AX	Liontown Resources Limited	2,200.00	1.055000	2,321.00	1.41	3,094.90	(773.90)	(25.01) %	0.45 %
MGL.AX	Magontec Limited - Ordinary Fully Paid	5,380.00	0.340000	1,829.20	1.26	6,753.84	(4,924.64)	(72.92) %	0.36 %
MLX.AX	Metals X Limited - Ordinary Fully Paid	3,679.00	0.335000	1,232.46	0.18	646.52	585.94	90.63 %	0.24 %
MXC.AX	MGC Pharmaceuticals (Erin Resources Limited)	195,000.00	0.016000	3,120.00	0.03	5,051.92	(1,931.92)	(38.24) %	0.61 %
MCR.AX	Mincor Resources NI - Ordinary Fully Paid	5,403.00	1.670000	9,023.01	0.15	796.00	8,227.01	1,033.54 %	1.77 %
NC1.AX	Nico Resources Limited	321.00	0.730000	234.33	0.00	0.00	234.33	0.00 %	0.05 %
NOU.AX	Noumi Limited	4,240.00	0.155000	657.20	1.80	7,648.92	(6,991.72)	(91.41) %	0.13 %
ODE.AX	Odessa Minerals Limited	37,600.00	0.014000	526.40	0.07	2,557.70	(2,031.30)	(79.42) %	0.10 %
ONE.AX	Oneview Healthcare Plc	1,500.00	0.115000	172.50	0.36	537.45	(364.95)	(67.90) %	0.03 %
OBM.AX	Ora Banda Mining Ltd (ex Eastern Goldfields)- Ordinary Fully Paid	34,750.00	0.027000	938.25	0.19	6,609.29	(5,671.04)	(85.80) %	0.18 %
ORA.AX	Orora Limited - Ordinary Fully Paid	2,796.00	3.650000	10,205.40	2.77	7,741.09	2,464.31	31.83 %	2.00 %
OVT.AX	Ovato Limited - Ordinary Fully Paid (ex PMP)	2,134.00	0.087000	185.66	2.06	4,404.05	(4,218.39)	(95.78) %	0.04 %
PDL.AX	Pendal Group Limited	1,406.00	4.420000	6,214.52	6.68	9,386.05	(3,171.53)	(33.79) %	1.22 %
PTM.AX	Platinum Asset Management Limited - Ordinary Fully Paid	3,030.00	1.740000	5,272.20	3.20	9,689.48	(4,417.28)	(45.59) %	1.03 %
3DP.AX	Pointerra Limited - Ordinary Fully Paid	38,300.00	0.240000	9,192.00	0.10	3,642.85	5,549.15	152.33 %	1.80 %
PXX.AX	Polarx Limited - Ordinary Fully Paid	45,000.00	0.016000	720.00	0.04	1,654.85	(934.85)	(56.49) %	0.14 %
PUR.AX	Pursuit Minerals Ltd	44,000.00	0.013000	572.00	0.03	1,350.85	(778.85)	(57.66) %	0.11 %
QBE.AX	QBE Insurance Group Limited	130.00	12.150000	1,579.50	7.50	975.06	604.44	61.99 %	0.31 %
QUB.AX	Qube Holdings Limited - Ordinary Fully Paid	2,178.00	2.730000	5,945.94	2.20	4,784.55	1,161.39	24.27 %	1.16 %
QPM.AX	Queensland Pacific Metals Limited	10,000.00	0.115000	1,150.00	0.03	339.98	810.02	238.26 %	0.22 %
QHL.AX	Quickstep Holdings Limited - Ordinary Fully Paid	3,000.00	0.370000	1,110.00	0.88	2,629.79	(1,519.79)	(57.79) %	0.22 %
RMX.AX	Red Mountain Mining Limited	100,000.00	0.004500	450.00	0.01	1,289.90	(839.90)	(65.11) %	0.09 %

Lennox Superannuation Fund

Investment Summary Report

As at 30 June 2022

Investment	Units	Market Price	Market Value	Average Cost	Accounting Cost	Unrealised Gain/(Loss)	Gain/(Loss)%	Portfolio Weight%	
SCL.AX	Schrole Group Ltd	1,200.00	0.270000	324.00	0.47	559.95	(235.95)	(42.14) %	0.06 %
SWM.AX	Seven West Media Limited - Ordinary Fully Paid	2,359.00	0.410000	967.19	0.25	584.31	382.88	65.53 %	0.19 %
SLX.AX	Silex Systems Limited - Ordinary Fully Paid	3,561.00	2.100000	7,478.10	0.80	2,865.60	4,612.50	160.96 %	1.46 %
S32.AX	South32 Limited - Ordinary Fully Paid	920.00	3.940000	3,624.80	2.67	2,453.43	1,171.37	47.74 %	0.71 %
SPN.AX	Sparc Technologies Limited	500.00	0.640000	320.00	1.24	619.95	(299.95)	(48.38) %	0.06 %
STA.AX	Strandline Resources Limited	6,000.00	0.330000	1,980.00	0.40	2,379.90	(399.90)	(16.80) %	0.39 %
SUN.AX	Suncorp Group Limited	370.00	10.980000	4,062.60	9.78	3,619.76	442.84	12.23 %	0.79 %
SPQ.AX	Superior Resources Limited	82,000.00	0.036000	2,952.00	0.02	1,812.85	1,139.15	62.84 %	0.58 %
SUV.AX	Suvo Strategic Minerals Limited	28,500.00	0.040000	1,140.00	0.13	3,786.60	(2,646.60)	(69.89) %	0.22 %
TAH.AX	Tabcorp Holdings Limited	2,878.00	1.065000	3,065.07	0.76	2,190.61	874.46	39.92 %	0.60 %
TLM.AX	Talisman Mining Limited - Ordinary Fully Paid	4,000.00	0.140000	560.00	0.19	754.95	(194.95)	(25.82) %	0.11 %
TLS.AX	Telstra Corporation Limited.	7,960.00	3.850000	30,646.00	3.55	28,272.71	2,373.29	8.39 %	6.00 %
TLC.AX	The Lottery Corporation Limited	1,878.00	4.520000	8,488.56	2.80	5,258.83	3,229.73	61.42 %	1.66 %
TMZ.AX	Thomson Resources Limited	24,500.00	0.019000	465.50	0.08	1,952.33	(1,486.83)	(76.16) %	0.09 %
WNX.AX	Wellnex Life Limited	7,000.00	0.067000	469.00	0.72	5,059.95	(4,590.95)	(90.73) %	0.09 %
WES.AX	Wesfarmers Limited - Ordinary Fully Paid	467.00	41.910000	19,571.97	21.21	9,904.98	9,666.99	97.60 %	3.83 %
WBC.AX	Westpac Banking Corporation	1,050.00	19.500000	20,475.00	23.08	24,228.81	(3,753.81)	(15.49) %	4.01 %
WHC.AX	Whitehaven Coal Limited - Ordinary Fully Paid	200.00	4.840000	968.00	2.81	561.99	406.01	72.25 %	0.19 %
WHK.AX	Whitehawk Limited - Ordinary Fully Paid	41,000.00	0.067000	2,747.00	0.11	4,704.64	(1,957.64)	(41.61) %	0.54 %
WEL.AX	Winchester Energy Ltd	28,000.00	0.011000	308.00	0.02	635.95	(327.95)	(51.57) %	0.06 %
WDS.AX	Woodside Energy Group Ltd	146.00	31.840000	4,648.64	29.76	4,344.96	303.68	6.99 %	0.91 %
				392,434.09		380,318.47	12,115.62	3.19 %	76.77 %
Stapled Securities									
ALG.AX	Ardent Leisure Group Limited	5,922.00	1.400000	8,290.80	0.50	2,979.06	5,311.74	178.30 %	1.62 %

Lennox Superannuation Fund

Investment Summary Report

As at 30 June 2022

Investment	Units	Market Price	Market Value	Average Cost	Accounting Cost	Unrealised Gain/(Loss)	Gain/(Loss)%	Portfolio Weight%	
RFF.AX	Rural Funds Group	6,232.00	2.510000	15,642.32	2.04	12,738.33	2,903.99	22.80 %	3.06 %
SCG.AX	Scentre Group	5,825.00	2.590000	15,086.75	1.95	11,340.85	3,745.90	33.03 %	2.95 %
TCL.AX	Transurban Group	3,138.00	14.380000	45,124.44	6.96	21,837.52	23,286.92	106.64 %	8.83 %
			84,144.31		48,895.76	35,248.55	72.09 %	16.46 %	
Units in Listed Unit Trusts (Australian)									
APA.AX	APA Group	800.00	11.270000	9,016.00	8.90	7,117.85	1,898.15	26.67 %	1.76 %
AOF.AX	Australian Unity Office Fund	1,000.00	2.190000	2,190.00	2.22	2,219.95	(29.95)	(1.35) %	0.43 %
CIP.AX	Centuria Industrial Reit	3,000.00	2.810000	8,430.00	3.93	11,779.80	(3,349.80)	(28.44) %	1.65 %
CMW.AX	Cromwell Property Group	2,700.00	0.755000	2,038.50	0.90	2,427.89	(389.39)	(16.04) %	0.40 %
HDN.AX	Homeco Daily Needs Reit	1,444.00	1.280000	1,848.32	1.32	1,902.72	(54.40)	(2.86) %	0.36 %
URW.AX	Unibail-Rodamco-Westfield - Chess Depository Interests 20:1	820.00	3.760000	3,083.20	4.00	3,281.28	(198.08)	(6.04) %	0.60 %
			26,606.02		28,729.49	(2,123.47)	(7.39) %	5.20 %	
			511,191.73		466,667.95	44,523.78	9.54 %	100.00 %	

Lennox Superannuation Fund

Investment Movement Report

As at 30 June 2022

Investment	Opening Balance		Additions		Disposals			Closing Balance		
	Units	Cost	Units	Cost	Units	Cost	Accounting Profit/(Loss)	Units	Cost	Market Value
Bank Accounts										
Macquarie ***5458		2,682.30		148,935.93		(146,726.46)			4,891.77	4,891.77
Macquarie CMT ***0070		972.11		900.00		(1,800.00)			72.11	72.11
		3,654.41		149,835.93		(148,526.46)			4,963.88	4,963.88
Derivatives (Options, Hybrids, Future Contracts)										
CLZOA.AX - Classic Minerals Ltd	83,750.00	0.00						83,750.00	0.00	83.75
DVPOPT3.AX - Develop Global Limited			358.00	0.00	(286.00)			72.00	0.00	0.00
GTRO.AX - Gti Energy Ltd			2,188.00	0.00				2,188.00	0.00	10.94
NOUO.AX - Noumi Limited			6,317.00	744.95				6,317.00	744.95	164.24
PXXO.AX - Polarx Limited			2,500.00	0.00				2,500.00	0.00	12.50
		0.00		744.95					744.95	271.43
Managed Investments (Australian)										
MHHT.AX - Magellan High Conviction Trust (managed Fund)			2,100.00	3,015.40				2,100.00	3,015.40	2,772.00
				3,015.40					3,015.40	2,772.00
Shares in Listed Companies (Australian)										

Lennox Superannuation Fund

Investment Movement Report

As at 30 June 2022

Investment	Opening Balance		Additions		Disposals			Closing Balance		
	Units	Cost	Units	Cost	Units	Cost	Accounting Profit/(Loss)	Units	Cost	Market Value
88E.AX - 88 Energy Limited	22,000.00	437.95	15,000.00	799.95				37,000.00	1,237.90	296.00
ABC.AX - Adbri Limited	6,939.00	21,691.27	800.00	2,779.95	(2,000.00)	(9,415.85)	(4,595.80)	5,739.00	15,055.37	13,888.38
ADS.AX - Adslot Ltd (Formerly Webfirm and Ansearch Limited)	35,420.00	1,136.64	3,125.00	53.14				38,545.00	1,189.78	462.54
AJX.AX - Alexium International Group Limited	8,000.00	675.95	28,000.00	2,011.85	(16,000.00)	(1,291.91)	96.19	20,000.00	1,395.89	480.00
AMC.AX - Amcor Limited	700.00	9,703.49	300.00	4,855.95				1,000.00	14,559.44	18,040.00
AMP.AX - Amp Limited - Ordinary Fully Paid	1,820.00	4,842.00						1,820.00	4,842.00	1,738.10
AZJ.AX - Aurizon Holdings Limited	3,876.00	13,403.39			(720.00)	(3,250.76)	(354.71)	3,156.00	10,152.63	11,992.80
AAC.AX - Australian Agricultural Company Limited. - Ordinary Fully Paid	2,340.00	2,444.09			(1,000.00)	(1,179.14)	1,010.91	1,340.00	1,264.95	2,894.40
BOQ.AX - Bank of Queensland Limited. - Ordinary Fully Paid	1,290.00	10,142.99	840.00	6,412.70				2,130.00	16,555.69	14,207.10
BCI.AX - BCI Minerals Limited			4,500.00	1,932.40				4,500.00	1,932.40	1,192.50
BHP.AX - BHP Group Limited	800.00	22,229.16	110.00	5,726.75	(100.00)	(3,102.00)	2,189.05	810.00	24,853.91	33,412.50
BXB.AX - Brambles Limited - Ordinary Fully Paid	2,509.00	23,960.40	550.00	5,569.45	(1,000.00)	(10,701.09)	529.01	2,059.00	18,828.76	22,051.89

Lennox Superannuation Fund

Investment Movement Report

As at 30 June 2022

Investment	Opening Balance		Additions		Disposals			Closing Balance		
	Units	Cost	Units	Cost	Units	Cost	Accounting Profit/(Loss)	Units	Cost	Market Value
BKW.AX - Brickworks Limited - Ordinary Fully Paid	714.00	8,412.80						714.00	8,412.80	13,237.56
BRK.AX - Brookside Energy Limited			28,000.00	523.94				28,000.00	523.94	476.00
CAD.AX - Caeneus Minerals Ltd - Ordinary Fully Paid	95,000.00	1,619.85						95,000.00	1,619.85	522.50
CGF.AX - Challenger Limited - Ordinary Fully Paid	4,014.00	20,857.18			(400.00)	(2,744.80)	311.25	3,614.00	18,112.38	24,719.76
CCX.AX - City Chic Collective Limited	800.00	2,267.95	400.00	1,847.95				1,200.00	4,115.90	2,196.00
CLZ.AX - Classic Minerals Ltd - Ordinary Fully Paid	485,000.00	1,849.90	240,000.00	449.85				725,000.00	2,299.75	725.00
COD.AX - Coda Minerals Ltd	36.00	0.00			(36.00)	0.00	27.00		0.00	
COL.AX - Coles Group Limited.	317.00	2,991.06						317.00	2,991.06	5,645.77
CLE.AX - Cyclone Metals Limited	102,000.00	3,817.11						102,000.00	3,817.11	306.00
CZR.AX - CZR Resources Ltd			50,000.00	669.95				50,000.00	669.95	750.00
DTR.AX - Dateline Resources Limited - Ordinary Fully Paid	7,200.00	559.95	20,000.00	1,779.89	(18,000.00)	(1,607.49)	827.61	9,200.00	732.35	883.20
DRR.AX - Deterra Royalties Limited	1,560.00	5,485.37	1,000.00	4,569.95				2,560.00	10,055.32	10,854.40

Lennox Superannuation Fund

Investment Movement Report

As at 30 June 2022

Investment	Opening Balance		Additions		Disposals			Closing Balance		
	Units	Cost	Units	Cost	Units	Cost	Accounting Profit/(Loss)	Units	Cost	Market Value
DVP.AX - Develop Global Limited			5,715.00	2,877.10	(4,572.00)			1,143.00	2,877.10	2,274.57
DXB.AX - Dimerix Limited			2,000.00	689.95				2,000.00	689.95	240.00
EXR.AX - Elixir Energy Limited - Ordinary Fully Paid	52,389.00	7,465.29	3,000.00	769.95				55,389.00	8,235.24	7,477.52
FGO.AX - Flamingo Ai Limited - Ordinary Fully Paid	188,000.00	2,557.70			(188,000.00)	(2,557.70)			0.00	
FNP.AX - Freedom Foods Group Limited - Ordinary Fully Paid	4,240.00	7,648.92			(4,240.00)	(7,648.92)			0.00	
GAL.AX - Galileo Mining Ltd	3,000.00	964.95	6,000.00	1,314.90	(3,000.00)	(964.95)	1,010.10	6,000.00	1,314.90	7,830.00
GNX.AX - Genex Power Limited	2,800.00	607.95	12,000.00	1,989.85				14,800.00	2,597.80	1,702.00
GGG.AX - Greenland Minerals Limited	11,000.00	1,489.85						11,000.00	1,489.85	506.00
GTRNA.AX - Gti Resources Limited			8,750.00	131.25	(8,750.00)	(131.25)	0.00		0.00	
GTR.AX - Gti Resources Limited - Ordinary Fully Paid	40,000.00	539.95	38,750.00	691.20				78,750.00	1,231.15	945.00
HZR.AX - Hazer Group Limited	600.00	940.95						600.00	940.95	456.00
ILU.AX - Iluka Resources Limited - Ordinary Fully Paid	990.00	3,858.87			(300.00)	(1,439.39)	1,468.66	690.00	2,419.48	6,513.60

Lennox Superannuation Fund

Investment Movement Report

As at 30 June 2022

Investment	Opening Balance		Additions		Disposals			Closing Balance		
	Units	Cost	Units	Cost	Units	Cost	Accounting Profit/(Loss)	Units	Cost	Market Value
IPL.AX - Incitec Pivot Limited			1,200.00	4,303.95				1,200.00	4,303.95	3,972.00
IPH.AX - Iph Limited - Ordinary Fully Paid	200.00	860.87						200.00	860.87	1,632.00
ISD.AX - Isentia Group Limited - Ordinary Fully Paid	2,500.00	491.63			(2,500.00)	(491.63)	(86.58)		0.00	
LTR.AX - Liantown Resources Limited			2,200.00	3,094.90				2,200.00	3,094.90	2,321.00
MGL.AX - Magontec Limited - Ordinary Fully Paid	80,700.00	6,753.84			(75,320.00)			5,380.00	6,753.84	1,829.20
MLX.AX - Metals X Limited - Ordinary Fully Paid	11,679.00	4,618.06			(8,000.00)	(3,971.54)	8.51	3,679.00	646.52	1,232.47
MXC.AX - MGC Pharmaceuticals (Erin Resources Limited)	235,000.00	6,921.78			(40,000.00)	(1,869.86)	(969.81)	195,000.00	5,051.92	3,120.00
MCR.AX - Mincor Resources NI - Ordinary Fully Paid	6,403.00	949.99			(1,000.00)	(153.99)	1,161.06	5,403.00	796.00	9,023.01
NC1.AX - Nico Resources Limited			321.00	0.00				321.00	0.00	234.33
NOU.AX - Noumi Limited			4,240.00	7,648.92				4,240.00	7,648.92	657.20
NHL.AX - Novita Healthcare Limited (ex Avexa Limited)	0.00	0.00							0.00	
ODE.AX - Odessa Minerals Limited			37,600.00	2,557.70				37,600.00	2,557.70	526.40

Lennox Superannuation Fund

Investment Movement Report

As at 30 June 2022

Investment	Opening Balance		Additions		Disposals			Closing Balance		
	Units	Cost	Units	Cost	Units	Cost	Accounting Profit/(Loss)	Units	Cost	Market Value
ONE.AX - Oneview Healthcare Plc	1,500.00	537.45						1,500.00	537.45	172.50
OBM.AX - Ora Banda Mining Ltd (ex Eastern Goldfields)- Ordinary Fully Paid	17,573.00	5,175.54	17,177.00	1,433.75				34,750.00	6,609.29	938.25
ORA.AX - Orora Limited - Ordinary Fully Paid	2,796.00	7,741.09						2,796.00	7,741.09	10,205.40
OVT.AX - Ovato Limited - Ordinary Fully Paid (ex PMP)	213,452.00	4,404.05			(211,318.00)			2,134.00	4,404.05	185.66
PDL.AX - Pental Group Limited	1,346.00	9,144.83	660.00	4,547.55	(600.00)	(4,306.33)	695.72	1,406.00	9,386.05	6,214.52
PTM.AX - Platinum Asset Management Limited - Ordinary Fully Paid	630.00	3,083.63	2,400.00	6,605.85				3,030.00	9,689.48	5,272.20
3DP.AX - Pointerra Limited - Ordinary Fully Paid	30,000.00	1,039.95	12,800.00	4,285.85	(4,500.00)	(1,682.95)	322.10	38,300.00	3,642.85	9,192.00
PXX.AX - Polarlax Limited - Ordinary Fully Paid	20,000.00	889.90	25,000.00	764.95				45,000.00	1,654.85	720.00
PUR.AX - Pursuit Minerals Ltd	29,000.00	820.90	15,000.00	529.95				44,000.00	1,350.85	572.00
QBE.AX - QBE Insurance Group Limited	130.00	975.06						130.00	975.06	1,579.50
QUB.AX - Qube Holdings Limited - Ordinary Fully Paid	2,178.00	4,784.55						2,178.00	4,784.55	5,945.94
QPM.AX - Queensland Pacific Metals Limited	10,000.00	339.98						10,000.00	339.98	1,150.00

Lennox Superannuation Fund

Investment Movement Report

As at 30 June 2022

Investment	Opening Balance		Additions		Disposals			Closing Balance		
	Units	Cost	Units	Cost	Units	Cost	Accounting Profit/(Loss)	Units	Cost	Market Value
QHL.AX - Quickstep Holdings Limited - Ordinary Fully Paid	20,000.00	2,189.84	10,000.00	439.95	(27,000.00)			3,000.00	2,629.79	1,110.00
RMX.AX - Red Mountain Mining Limited	100,000.00	1,289.90						100,000.00	1,289.90	450.00
SCL.AX - Schrole Group Ltd			60,000.00	559.95	(58,800.00)			1,200.00	559.95	324.00
SWM.AX - Seven West Media Limited - Ordinary Fully Paid	12,959.00	6,419.06			(10,600.00)	(5,834.75)	1,088.34	2,359.00	584.31	967.19
SLX.AX - Silex Systems Limited - Ordinary Fully Paid	1,884.00	681.35	3,027.00	3,842.45	(1,350.00)	(1,658.20)	178.10	3,561.00	2,865.60	7,478.10
S32.AX - South32 Limited - Ordinary Fully Paid	920.00	2,453.43						920.00	2,453.43	3,624.80
SPN.AX - Sparc Technologies Limited	500.00	619.95						500.00	619.95	320.00
STA.AX - Strandline Resources Limited			6,000.00	2,379.90				6,000.00	2,379.90	1,980.00
SUN.AX - Suncorp Group Limited	370.00	3,619.76						370.00	3,619.76	4,062.60
SPQ.AX - Superior Resources Limited	70,000.00	579.95	52,000.00	1,691.90	(40,000.00)	(459.00)	1,441.09	82,000.00	1,812.85	2,952.00
SUV.AX - Suvo Strategic Minerals Limited	6,500.00	1,154.90	22,000.00	2,631.70				28,500.00	3,786.60	1,140.00
TAH.AX - Tabcorp Holdings Limited	1,878.00	6,394.49	1,000.00	1,054.95		(5,258.83)	0.00	2,878.00	2,190.61	3,065.07

Lennox Superannuation Fund

Investment Movement Report

As at 30 June 2022

Investment	Opening Balance		Additions		Disposals			Closing Balance		
	Units	Cost	Units	Cost	Units	Cost	Accounting Profit/(Loss)	Units	Cost	Market Value
TLM.AX - Talisman Mining Limited - Ordinary Fully Paid	4,000.00	754.95						4,000.00	754.95	560.00
TLS.AX - Telstra Corporation Limited.	7,920.00	28,851.74	400.00	1,607.95	(360.00)	(2,186.98)	(655.33)	7,960.00	28,272.71	30,646.00
TLC.AX - The Lottery Corporation Limited			1,878.00	5,258.83				1,878.00	5,258.83	8,488.56
TMZ.AX - Thomson Resources Limited	4,500.00	582.45	20,000.00	1,369.88				24,500.00	1,952.33	465.50
VXR.AX - Venturex Resources Limited	5,000.00	2,819.90	715.00	57.20	(5,715.00)	(2,877.10)			0.00	
WHA.AX - Wattle Health Australia Limited - Ordinary Fully Paid	7,000.00	5,059.95			(7,000.00)	(5,059.95)			0.00	
WNX.AX - Wellnex Life Limited			7,000.00	5,059.95				7,000.00	5,059.95	469.00
WES.AX - Wesfarmers Limited - Ordinary Fully Paid	467.00	10,838.98				(934.00)	0.00	467.00	9,904.98	19,571.97
WBC.AX - Westpac Banking Corporation	1,050.00	24,228.81						1,050.00	24,228.81	20,475.00
WHC.AX - Whitehaven Coal Limited - Ordinary Fully Paid	2,000.00	6,199.90			(1,800.00)	(5,637.91)	1,300.19	200.00	561.99	968.00
WHK.AX - Whitehawk Limited - Ordinary Fully Paid	31,000.00	3,364.79	10,000.00	1,339.85				41,000.00	4,704.64	2,747.00
WEL.AX - Winchester Energy Ltd			28,000.00	635.95				28,000.00	635.95	308.00

Lennox Superannuation Fund

Investment Movement Report

As at 30 June 2022

Investment	Opening Balance		Additions		Disposals			Closing Balance		Market Value
	Units	Cost	Units	Cost	Units	Cost	Accounting Profit/(Loss)	Units	Cost	
WDS.AX - Woodside Energy Group Ltd			146.00	4,344.96				146.00	4,344.96	4,648.64
		352,240.13		116,496.61		(88,418.27)	7,002.66		380,318.47	392,434.10
Stapled Securities										
ALG.AX - Ardent Leisure Group Limited			5,922.00	2,979.06				5,922.00	2,979.06	8,290.80
RFF.AX1 - Rural Funds Group			6,232.00	12,738.33				6,232.00	12,738.33	15,642.32
SCG.AX1 - Scentre Group			5,825.00	11,340.85				5,825.00	11,340.85	15,086.75
TCL.AX1 - Transurban Group			3,138.00	21,837.52				3,138.00	21,837.52	45,124.44
				48,895.76					48,895.76	84,144.31
Units in Listed Unit Trusts (Australian)										
APA.AX1 - APA Group	200.00	1,997.95	600.00	5,119.90				800.00	7,117.85	9,016.00
ALG - Ardent Leisure Group Limited - Ordinary Fully Paid	5,922.00	2,979.06			(5,922.00)	(2,979.06)			0.00	
AOF.AX - Australian Unity Office Fund			1,000.00	2,219.95				1,000.00	2,219.95	2,190.00
AOF - Australian Unity Office Fund - Ordinary Units Fully Paid	2,000.00	4,829.90			(2,000.00)	(4,829.90)	(136.94)		0.00	
CIP.AX - Centuria Industrial Reit										

Lennox Superannuation Fund

Investment Movement Report

As at 30 June 2022

Investment	Opening Balance		Additions		Disposals			Closing Balance		
	Units	Cost	Units	Cost	Units	Cost	Accounting Profit/(Loss)	Units	Cost	Market Value
			3,000.00	11,779.80				3,000.00	11,779.80	8,430.00
CMW.AX - Cromwell Property Group	1,500.00	1,369.95	1,200.00	1,057.94				2,700.00	2,427.89	2,038.50
HDN.AX - Homeco Daily Needs Reit	1,423.00	1,902.72	21.00					1,444.00	1,902.72	1,848.32
MHH.AX - Magellan High Conviction Trust	1,000.00	1,559.95			(1,000.00)	(1,559.95)				0.00
RFF - Rural Funds Group - Fully Paid Units Stapled Securities	6,020.00	12,082.17	716.00	1,768.52	(6,736.00)	(13,850.68)	384.74			0.01
SCG - Scentre Group - Stapled Securities Deferred Settlement	6,665.00	21,184.00			(6,665.00)	(21,184.00)	(7,284.30)			0.00
SKI - Spark Infrastructure Group - Stapled \$0.65 Loan Note and Unit	9,650.00	17,397.65			(9,650.00)	(17,397.65)	9,737.68			0.00
SYD - Sydney Airport - Units Fully Paid Stapled Securities (prev MAP)	800.00	1,626.63			(800.00)	(1,626.63)	4,621.47			0.00
TCL - Transurban Group - Ordinary Shares/Units Fully Paid Triple Stapled	2,824.00	17,755.52	314.00	4,082.00	(3,138.00)	(21,837.52)				0.00
URW.AX - Unibail-Rodamco-Westfield - Chess Depositary Interests 20:1	820.00	3,281.28						820.00	3,281.28	3,083.20
	87,966.78			26,028.11		(85,265.39)	7,322.65		28,729.50	26,606.02
	443,861.32			345,016.76		(322,210.12)	14,325.31		466,667.96	511,191.74

Lennox Superannuation Fund

Investment Performance

As at 30 June 2022

Investment	Opening Value	Purchases / Additions	Sales / Reductions	Closing Value	Realised Market Gain	Unrealised Market Gain	Net Income	Income and Market Gain	Return %
Bank Accounts									
Macquarie ***5458	2,682.30	0.00	0.00	4,891.77	0.00	0.00	0.33	0.33	0.01 %
Macquarie CMT ***0070	972.11	0.00	0.00	72.11	0.00	0.00	0.00	0.00	0.00 %
	3,654.41	0.00	0.00	4,963.88	0.00	0.00	0.33	0.33	0.01 %
Derivatives (Options, Hybrids, Future Contracts)									
CLZOA.AX Classic Minerals Ltd	83.75	0.00	0.00	83.75	0.00	0.00	0.00	0.00	0.00 %
GTRO.AX Gti Energy Ltd	0.00	0.00	0.00	10.94	0.00	10.94	0.00	10.94	0.00 %
NOUO.AX Noumi Limited	0.00	744.95	0.00	164.24	0.00	(580.71)	0.00	(580.71)	(77.95) %
PXXO.AX Polarx Limited	0.00	0.00	0.00	12.50	0.00	12.50	0.00	12.50	0.00 %
	83.75	744.95	0.00	271.43	0.00	(557.27)	0.00	(557.27)	(67.25) %
Managed Investments (Australian)									
MHHT.AX Magellan High Conviction Trust (managed Fund)	0.00	3,015.40	0.00	2,772.00	0.00	(243.40)	75.46	(167.94)	(5.57) %
	0.00	3,015.40	0.00	2,772.00	0.00	(243.40)	75.46	(167.94)	(5.57) %
Shares in Listed Companies (Australian)									
88E.AX 88 Energy Limited	572.00	799.95	0.00	296.00	0.00	(1,075.95)	0.00	(1,075.95)	(78.42) %
ABC.AX Adbri Limited	24,078.33	2,779.95	9,415.85	13,888.38	(4,595.80)	(3,554.05)	1,381.97	(6,767.88)	(38.80) %
ADS.AX Adslot Ltd (Formerly Webfirm and Ansearch Limited)	991.76	53.14	0.00	462.54	0.00	(582.36)	0.00	(582.36)	(55.73) %
AJX.AX Alexium International Group Limited	392.00	2,011.85	1,291.91	480.00	96.19	(631.94)	0.00	(535.75)	(48.18) %
AMC.AX Amcor Limited	10,591.00	4,855.95	0.00	18,040.00	0.00	2,593.05	558.88	3,151.93	20.40 %
AMP.AX Amp Limited - Ordinary Fully Paid	2,047.50	0.00	0.00	1,738.10	0.00	(309.40)	0.00	(309.40)	(15.11) %
AZJ.AX Aurizon Holdings Limited	14,418.72	0.00	3,250.76	11,992.80	(354.70)	824.84	1,298.26	1,768.40	15.83 %
AAC.AX Australian Agricultural Company Limited. - Ordinary Fully Paid	3,205.80	0.00	1,179.14	2,894.40	1,010.91	867.74	0.00	1,878.65	92.70 %

Lennox Superannuation Fund

Investment Performance

As at 30 June 2022

Investment	Opening Value	Purchases / Additions	Sales / Reductions	Closing Value	Realised Market Gain	Unrealised Market Gain	Net Income	Income and Market Gain	Return %	
BOQ.AX	Bank of Queensland Limited. - Ordinary Fully Paid	11,751.90	6,412.70	0.00	14,207.10	0.00	(3,957.50)	949.14	(3,008.36)	(16.56) %
BCI.AX	BCI Minerals Limited	0.00	1,932.40	0.00	1,192.50	0.00	(739.90)	0.00	(739.90)	(38.29) %
BHP.AX	BHP Group Limited	38,856.00	5,726.75	3,102.00	33,412.50	2,189.05	(8,068.25)	11,756.55	5,877.35	14.17 %
BXB.AX	Brambles Limited - Ordinary Fully Paid	28,702.96	5,569.45	10,701.09	22,051.89	529.01	(1,519.43)	757.80	(232.62)	(0.99) %
BKW.AX	Brickworks Limited - Ordinary Fully Paid	17,899.98	0.00	0.00	13,237.56	0.00	(4,662.42)	632.40	(4,030.02)	(22.51) %
BRK.AX	Brookside Energy Limited	0.00	523.94	0.00	476.00	0.00	(47.94)	0.00	(47.94)	(9.15) %
CAD.AX	Caeneus Minerals Ltd - Ordinary Fully Paid	950.00	0.00	0.00	522.50	0.00	(427.50)	0.00	(427.50)	(45.00) %
CGF.AX	Challenger Limited - Ordinary Fully Paid	21,715.74	0.00	2,744.80	24,719.76	311.25	5,748.82	1,261.54	7,321.61	38.59 %
CCX.AX	City Chic Collective Limited	4,392.00	1,847.95	0.00	2,196.00	0.00	(4,043.95)	0.00	(4,043.95)	(64.81) %
CLZ.AX	Classic Minerals Ltd - Ordinary Fully Paid	970.00	449.85	0.00	725.00	0.00	(694.85)	0.00	(694.85)	(48.94) %
COD.AX	Coda Minerals Ltd	44.82	0.00	0.00	0.00	27.00	(44.82)	0.00	(17.82)	(39.76) %
COL.AX	Coles Group Limited.	5,417.53	0.00	0.00	5,645.77	0.00	228.24	276.24	504.48	9.31 %
CLE.AX	Cyclone Metals Limited	918.00	0.00	0.00	306.00	0.00	(612.00)	0.00	(612.00)	(66.67) %
CZR.AX	CZR Resources Ltd	0.00	669.95	0.00	750.00	0.00	80.05	0.00	80.05	11.95 %
DTR.AX	Dateline Resources Limited - Ordinary Fully Paid	662.40	1,779.89	1,607.49	883.20	827.61	48.40	0.00	876.01	104.94 %
DRR.AX	Deterra Royalties Limited	7,020.00	4,569.95	0.00	10,854.40	0.00	(735.55)	848.46	112.91	0.97 %
DVP.AX	Develop Global Limited	0.00	2,877.10	0.00	2,274.57	0.00	(602.53)	0.00	(602.53)	(20.94) %
DXB.AX	Dimerix Limited	0.00	689.95	0.00	240.00	0.00	(449.95)	0.00	(449.95)	(65.21) %
EXR.AX	Elixir Energy Limited - Ordinary Fully Paid	12,835.31	769.95	0.00	7,477.52	0.00	(6,127.74)	0.00	(6,127.74)	(45.04) %
FGO.AX	Flamingo Ai Limited - Ordinary Fully Paid	940.00	0.00	2,557.70	0.00	0.00	1,617.70	0.00	1,617.70	(100.00) %
FNP.AX	Freedom Foods Group Limited - Ordinary Fully Paid	1,547.60	0.00	7,648.92	0.00	0.00	6,101.32	0.00	6,101.32	(100.00) %
GAL.AX	Galileo Mining Ltd	825.00	1,314.90	964.95	7,830.00	1,010.10	6,655.05	0.00	7,665.15	652.38 %
GNX.AX	Genex Power Limited	616.00	1,989.85	0.00	1,702.00	0.00	(903.85)	0.00	(903.85)	(34.69) %

Lennox Superannuation Fund

Investment Performance

As at 30 June 2022

Investment	Opening Value	Purchases / Additions	Sales / Reductions	Closing Value	Realised Market Gain	Unrealised Market Gain	Net Income	Income and Market Gain	Return %
GGG.AX Greenland Minerals Limited	1,045.00	0.00	0.00	506.00	0.00	(539.00)	0.00	(539.00)	(51.58) %
GTRNA.AX Gti Resources Limited	0.00	131.25	131.25	0.00	0.00	0.00	0.00	0.00	0.00 %
GTR.AX Gti Resources Limited - Ordinary Fully Paid	1,040.00	691.20	0.00	945.00	0.00	(786.20)	0.00	(786.20)	(45.41) %
HZR.AX Hazer Group Limited	516.00	0.00	0.00	456.00	0.00	(60.00)	0.00	(60.00)	(11.63) %
ILU.AX Iluka Resources Limited - Ordinary Fully Paid	9,058.50	0.00	1,439.39	6,513.60	1,468.66	(1,105.51)	236.58	599.73	7.87 %
IPL.AX Incitec Pivot Limited	0.00	4,303.95	0.00	3,972.00	0.00	(331.95)	0.00	(331.95)	(7.71) %
IPH.AX Iph Limited - Ordinary Fully Paid	1,560.00	0.00	0.00	1,632.00	0.00	72.00	70.28	142.28	9.12 %
ISD.AX Isentia Group Limited - Ordinary Fully Paid	412.50	0.00	491.63	0.00	(86.58)	79.13	0.00	(7.45)	9.41 %
LTR.AX Liontown Resources Limited	0.00	3,094.90	0.00	2,321.00	0.00	(773.90)	0.00	(773.90)	(25.01) %
MGL.AX Magontec Limited - Ordinary Fully Paid	1,452.60	0.00	0.00	1,829.20	0.00	376.60	0.00	376.60	25.93 %
MLX.AX Metals X Limited - Ordinary Fully Paid	2,510.99	0.00	3,971.54	1,232.47	8.51	2,693.02	0.00	2,701.53	(184.97) %
MXC.AX MGC Pharmaceuticals (Erin Resources Limited)	8,695.00	0.00	1,869.86	3,120.00	(969.81)	(3,705.14)	0.00	(4,674.95)	(68.50) %
MCR.AX Mincor Resources NI - Ordinary Fully Paid	6,915.24	0.00	153.99	9,023.01	1,161.06	2,261.76	0.00	3,422.82	50.62 %
NC1.AX Nico Resources Limited	0.00	0.00	0.00	234.33	0.00	234.33	0.00	234.33	0.00 %
NOU.AX Noumi Limited	0.00	7,648.92	0.00	657.20	0.00	(6,991.72)	0.00	(6,991.72)	(91.41) %
ODE.AX Odessa Minerals Limited	0.00	2,557.70	0.00	526.40	0.00	(2,031.30)	0.00	(2,031.30)	(79.42) %
ONE.AX Oneview Healthcare Plc	705.00	0.00	0.00	172.50	0.00	(532.50)	0.00	(532.50)	(75.53) %
OBM.AX Ora Banda Mining Ltd (ex Eastern Goldfields)- Ordinary Fully Paid	2,635.95	1,433.75	0.00	938.25	0.00	(3,131.45)	0.00	(3,131.45)	(76.95) %
ORA.AX Orora Limited - Ordinary Fully Paid	9,310.68	0.00	0.00	10,205.40	0.00	894.72	433.38	1,328.10	14.26 %
OVT.AX Ovato Limited - Ordinary Fully Paid (ex PMP)	640.36	0.00	0.00	185.66	0.00	(454.70)	0.00	(454.70)	(71.01) %
PDL.AX Pental Group Limited	10,848.76	4,547.55	4,306.33	6,214.52	695.72	(4,875.46)	513.23	(3,666.51)	(33.06) %

Lennox Superannuation Fund

Investment Performance

As at 30 June 2022

Investment	Opening Value	Purchases / Additions	Sales / Reductions	Closing Value	Realised Market Gain	Unrealised Market Gain	Net Income	Income and Market Gain	Return %	
PTM.AX	Platinum Asset Management Limited - Ordinary Fully Paid	3,093.30	6,605.85	0.00	5,272.20	0.00	(4,426.95)	500.86	(3,926.09)	(40.48) %
3DP.AX	Pointerra Limited - Ordinary Fully Paid	14,700.00	4,285.85	1,682.95	9,192.00	322.10	(8,110.90)	0.00	(7,788.80)	(45.01) %
PXX.AX	Polarx Limited - Ordinary Fully Paid	620.00	764.95	0.00	720.00	0.00	(664.95)	0.00	(664.95)	(48.01) %
PUR.AX	Pursuit Minerals Ltd	1,943.00	529.95	0.00	572.00	0.00	(1,900.95)	0.00	(1,900.95)	(76.87) %
QBE.AX	QBE Insurance Group Limited	1,402.70	0.00	0.00	1,579.50	0.00	176.80	40.67	217.47	15.50 %
QUB.AX	Qube Holdings Limited - Ordinary Fully Paid	6,904.26	0.00	0.00	5,945.94	0.00	(958.32)	202.24	(756.08)	(10.95) %
QPM.AX	Queensland Pacific Metals Limited	1,400.00	0.00	0.00	1,150.00	0.00	(250.00)	0.00	(250.00)	(17.86) %
QHL.AX	Quickstep Holdings Limited - Ordinary Fully Paid	1,040.00	439.95	0.00	1,110.00	0.00	(369.95)	0.00	(369.95)	(25.00) %
RMX.AX	Red Mountain Mining Limited	900.00	0.00	0.00	450.00	0.00	(450.00)	0.00	(450.00)	(50.00) %
SCL.AX	Schrole Group Ltd	0.00	559.95	0.00	324.00	0.00	(235.95)	0.00	(235.95)	(42.14) %
SWM.AX	Seven West Media Limited - Ordinary Fully Paid	6,025.94	0.00	5,834.75	967.19	1,088.34	776.00	0.00	1,864.34	975.13 %
SLX.AX	Silex Systems Limited - Ordinary Fully Paid	1,695.60	3,842.45	1,658.20	7,478.10	178.10	3,598.25	0.00	3,776.34	97.33 %
S32.AX	South32 Limited - Ordinary Fully Paid	2,695.60	0.00	0.00	3,624.80	0.00	929.20	255.14	1,184.34	43.94 %
SPN.AX	Sparc Technologies Limited	135.00	0.00	0.00	320.00	0.00	185.00	0.00	185.00	137.04 %
STA.AX	Strandline Resources Limited	0.00	2,379.90	0.00	1,980.00	0.00	(399.90)	0.00	(399.90)	(16.80) %
SUN.AX	Suncorp Group Limited	4,110.70	0.00	0.00	4,062.60	0.00	(48.10)	375.28	327.18	7.96 %
SPQ.AX	Superior Resources Limited	840.00	1,691.90	459.00	2,952.00	1,441.09	879.10	0.00	2,320.19	111.93 %
SUV.AX	Suvo Strategic Minerals Limited	975.00	2,631.70	0.00	1,140.00	0.00	(2,466.70)	0.00	(2,466.70)	(68.39) %
TAH.AX	Tabcorp Holdings Limited	9,728.04	1,054.95	5,258.83	3,065.07	0.00	(2,459.09)	362.19	(2,096.90)	(37.96) %
TLM.AX	Talisman Mining Limited - Ordinary Fully Paid	820.00	0.00	0.00	560.00	0.00	(260.00)	0.00	(260.00)	(31.71) %

Lennox Superannuation Fund

Investment Performance

As at 30 June 2022

Investment	Opening Value	Purchases / Additions	Sales / Reductions	Closing Value	Realised Market Gain	Unrealised Market Gain	Net Income	Income and Market Gain	Return %	
TLS.AX	Telstra Corporation Limited.	29,779.20	1,607.95	2,186.98	30,646.00	(655.33)	1,445.83	1,814.85	2,605.35	8.92 %
TLC.AX	The Lottery Corporation Limited	0.00	5,258.83	0.00	8,488.56	0.00	3,229.73	0.00	3,229.73	61.42 %
TMZ.AX	Thomson Resources Limited	540.00	1,369.88	0.00	465.50	0.00	(1,444.38)	0.00	(1,444.38)	(75.63) %
VXR.AX	Venturex Resources Limited	3,850.00	57.20	2,877.10	0.00	0.00	(1,030.10)	0.00	(1,030.10)	(100.00) %
WHA.AX	Wattle Health Australia Limited - Ordinary Fully Paid	3,710.00	0.00	5,059.95	0.00	0.00	1,349.95	0.00	1,349.95	(100.00) %
WNX.AX	Wellnex Life Limited	0.00	5,059.95	0.00	469.00	0.00	(4,590.95)	0.00	(4,590.95)	(90.73) %
WES.AX	Wesfarmers Limited - Ordinary Fully Paid	27,599.70	0.00	934.00	19,571.97	0.00	(7,093.73)	1,134.14	(5,959.59)	(22.35) %
WBC.AX	Westpac Banking Corporation	27,100.50	0.00	0.00	20,475.00	0.00	(6,625.50)	1,815.00	(4,810.50)	(17.75) %
WHC.AX	Whitehaven Coal Limited - Ordinary Fully Paid	3,880.00	0.00	5,637.91	968.00	1,300.19	2,725.91	80.00	4,106.10	(233.58) %
WHK.AX	Whitehawk Limited - Ordinary Fully Paid	4,495.00	1,339.85	0.00	2,747.00	0.00	(3,087.85)	0.00	(3,087.85)	(52.92) %
WEL.AX	Winchester Energy Ltd	0.00	635.95	0.00	308.00	0.00	(327.95)	0.00	(327.95)	(51.57) %
WDS.AX	Woodside Energy Group Ltd	0.00	4,344.96	0.00	4,648.64	0.00	303.68	0.00	303.68	6.99 %
		429,692.47	116,496.61	88,418.27	392,434.10	7,002.66	(65,336.71)	27,555.08	(30,778.97)	(6.72) %
Stapled Securities										
ALG.AX	Ardent Leisure Group Limited	0.00	2,979.06	0.00	8,290.80	0.00	5,311.74	0.00	5,311.74	178.30 %
RFF.AX	Rural Funds Group	0.00	12,738.33	0.00	15,642.32	0.00	2,903.99	0.00	2,903.99	22.80 %
SCG.AX	Scentre Group	0.00	11,340.85	0.00	15,086.75	0.00	3,745.90	0.00	3,745.90	33.03 %
TCL.AX	Transurban Group	0.00	21,837.52	0.00	45,124.44	0.00	23,286.92	0.00	23,286.92	106.64 %
		0.00	48,895.76	0.00	84,144.31	0.00	35,248.55	0.00	35,248.55	72.09 %
Units in Listed Unit Trusts (Australian)										
APA.AX	APA Group	1,780.00	5,119.90	0.00	9,016.00	0.00	2,116.10	292.13	2,408.23	34.90 %

Lennox Superannuation Fund Investment Performance

As at 30 June 2022

Investment	Opening Value	Purchases / Additions	Sales / Reductions	Closing Value	Realised Market Gain	Unrealised Market Gain	Net Income	Income and Market Gain	Return %	
ALG	Ardent Leisure Group Limited - Ordinary Fully Paid	5,803.56	0.00	2,979.06	0.00	0.00	(2,824.50)	0.00	(2,824.50)	(100.00) %
AOF.AX	Australian Unity Office Fund	0.00	2,219.95	0.00	2,190.00	0.00	(29.95)	0.00	(29.95)	(1.35) %
AOF	Australian Unity Office Fund - Ordinary Units Fully Paid	5,220.00	0.00	4,829.90	0.00	(136.94)	(390.10)	228.00	(299.04)	(76.66) %
CIP.AX	Centuria Industrial Reit	0.00	11,779.80	0.00	8,430.00	0.00	(3,349.80)	389.25	(2,960.55)	(25.13) %
CMW.AX	Cromwell Property Group	1,312.50	1,057.94	0.00	2,038.50	0.00	(331.94)	175.99	(155.95)	(6.58) %
HDN.AX	Homeco Daily Needs Reit	1,992.20	0.00	0.00	1,848.32	0.00	(143.88)	119.57	(24.31)	(1.22) %
MHH.AX	Magellan High Conviction Trust	1,565.00	0.00	1,559.95	0.00	0.00	(5.05)	22.50	17.45	345.54 %
RFF	Rural Funds Group - Fully Paid Units Stapled Securities	15,953.00	1,768.52	13,850.68	0.00	384.74	(3,870.84)	745.94	(2,740.16)	(70.79) %
SCG	Scentre Group - Stapled Securities Deferred Settlement	18,262.10	0.00	21,184.00	0.00	(7,284.30)	2,921.90	1,034.62	(3,327.78)	113.89 %
SKI	Spark Infrastructure Group - Stapled \$0.65 Loan Note and Unit	21,712.50	0.00	17,397.65	0.00	9,737.68	(4,314.85)	1,100.81	6,523.64	151.19 %
SYD	Sydney Airport - Units Fully Paid Stapled Securities (prev MAP)	4,632.00	0.00	1,626.63	0.00	4,621.47	(3,005.37)	0.00	1,616.10	53.77 %
TCL	Transurban Group - Ordinary Shares/Units Fully Paid Triple Stapled	40,185.52	4,082.00	21,837.52	0.00	0.00	(22,430.00)	1,266.45	(21,163.55)	(94.35) %
URW.AX	Unibail-Rodamco-Westfield - Chess Depositary Interests 20:1	4,657.60	0.00	0.00	3,083.20	0.00	(1,574.40)	0.00	(1,574.40)	(33.80) %
		123,075.98	26,028.11	85,265.39	26,606.02	7,322.65	(37,232.68)	5,375.26	(24,534.77)	(38.43) %
		556,506.61	195,180.83	173,683.66	511,191.74	14,325.30	(68,121.51)	33,006.13	(20,790.08)	(3.60) %