



# Financial Year Summary

01 Jul 2022 - 30 Jun 2023

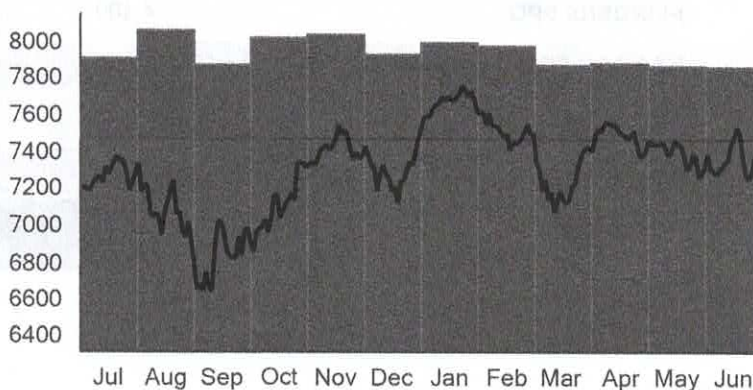
Summary Information	A/C 240993	+/-
Holdings valuation at start of period		\$38,059.64
Holdings valuation at end of period		\$38,078.32
		\$18.68
Portfolio at start of period		\$38,059.64
Portfolio at end of period		\$38,078.32
		\$18.68
<b>Total portfolio value</b>		<b>\$38,078.32</b>
Total brokerage		\$0.00
Information service fees		\$0.00
Estimated dividends and distributions		\$764.01
Estimated franking credits		\$0.00



2022  
 Holdings 100.00%



2023  
 Holdings 100.00%



While every effort has been made to provide you with an accurate statement, we give no warranty of accuracy or reliability and take no responsibility for any errors or omissions including negligence by any officers, employees or agents. We encourage you to confirm the information, holdings and valuations contained herein. Information contained in the report may only relate to the period since you commenced our service.  
 Copyright © 2023 Third Party Platform Pty Limited. All rights reserved.

Macquarie Online Trading is a service provided by Third Party Platform Pty Ltd ("TPP") ABN 74 121 227 905 AFSL No. 314341, at the request of Macquarie Bank Limited ABN 46 008 583 542 AFSL 237502 ("MBL"). TPP is a Participant of the ASX Group. Neither TPP nor MBL are representatives of each other. Some of the fees paid to TPP for the provision of its services will be remitted to MBL. TPP and MBL do not provide personal financial advice in relation to Macquarie Online Trading. You should consider your own financial situation, particular needs and investment objectives before acting on any of the information available on this report.



# Holdings valuation

01 Jul 2022 - 30 Jun 2023

Holdings valuation at 1 Jul 2022

**\$38,059.64**

## Equities

ASX code	Description	Quantity	Cost Price	Price	Value
FMS	FLINDERS FPO	4,400	\$0.61	\$0.370	\$1,628.00
KAR	KAROON FPO	9,000	\$1.34	\$1.740	\$15,660.00
RMI	RES MINING FPO	25,812	\$0.01	\$0.145	\$3,742.74
STO	SANTOS FPO	2,295	\$4.90	\$7.420	\$17,028.90
Sub total					<b>\$38,059.64</b>

Holdings valuation at 30 Jun 2023

**\$38,078.32**

## Equities

ASX code	Description	Quantity	Cost Price	Price	Value
FMS	FLINDERS FPO	4,400	\$0.61	\$0.450	\$1,980.00
KAR	KAROON FPO	9,000	\$1.34	\$1.970	\$17,730.00
RMI	RES MINING FPO	25,812	\$0.01	\$0.043	\$1,109.92
STO	SANTOS FPO	2,295	\$4.90	\$7.520	\$17,258.40
Sub total					<b>\$38,078.32</b>

While every effort has been made to provide you with an accurate statement, we give no warranty of accuracy or reliability and take no responsibility for any errors or omissions including negligence by any officers, employees or agents. We encourage you to confirm the information, holdings and valuations contained herein. Information contained in the report may only relate to the period since you commenced our service.

Copyright © 2023 Third Party Platform Pty Limited. All rights reserved.

Macquarie Online Trading is a service provided by Third Party Platform Pty Ltd ("TPP") ABN 74 121 227 905 AFSL No. 314341, at the request of Macquarie Bank Limited ABN 46 006 583 542 AFSL 237502 ("MBL"). TPP is a Participant of the ASX Group. Neither TPP nor MBL are representatives of each other. Some of the fees paid to TPP for the provision of its services will be remitted to MBL. TPP and MBL do not provide personal financial advice in relation to Macquarie Online Trading. You should consider your own financial situation, particular needs and investment objectives before acting on any of the information available on this report.

# Holdings valuation (continued)


01 Jul 2022 - 30 Jun 2023

Holdings valuation at 1 Jul 2022

\$38,059.64

## Holdings composition 1 Jul 2022

STO 44.74% RMI 9.83%  
KAR 41.15% FMS 4.28%




Holdings valuation at 30 Jun 2023

\$38,078.32

## Holdings composition 30 Jun 2023

KAR 46.56% FMS 5.20%  
STO 45.32% RMI 2.91%



While every effort has been made to provide you with an accurate statement, we give no warranty of accuracy or reliability and take no responsibility for any errors or omissions including negligence by any officers, employees or agents. We encourage you to confirm the information, holdings and valuations contained herein. Information contained in the report may only relate to the period since you commenced our service.

Copyright © 2023 Third Party Platform Pty Limited. All rights reserved.

Macquarie Online Trading is a service provided by Third Party Platform Pty Ltd ("TPP") ABN 74 121 227 905 AFSL No. 314341, at the request of Macquarie Bank Limited ABN 46 008 583 542 AFSL 237502 ("MBL"). TPP is a Participant of the ASX Group. Neither TPP nor MBL are representatives of each other. Some of the fees paid to TPP for the provision of its services will be remitted to MBL. TPP and MBL do not provide personal financial advice in relation to Macquarie Online Trading. You should consider your own financial situation, particular needs and investment objectives before acting on any of the information available on this report.

# Transaction Summary

01 Jul 2022 - 30 Jun 2023

There is no data for this report.

While every effort has been made to provide you with an accurate statement, we give no warranty of accuracy or reliability and take no responsibility for any errors or omissions including negligence by any officers, employees or agents. We encourage you to confirm the information, holdings and valuations contained herein. Information contained in the report may only relate to the period since you commenced our service.  
Copyright © 2023 Third Party Platform Pty Limited. All rights reserved.

Macquarie Online Trading is a service provided by Third Party Platform Pty Ltd ("TPP") ABN 74 121 227 905 AFSL No. 314341, at the request of Macquarie Bank Limited ABN 46 008 583 542 AFSL 237502 ("MBL"). TPP is a Participant of the ASX Group. Neither TPP nor MBL are representatives of each other. Some of the fees paid to TPP for the provision of its services will be remitted to MBL. TPP and MBL do not provide personal financial advice in relation to Macquarie Online Trading. You should consider your own financial situation, particular needs and investment objectives before acting on any of the information available on this report.



# Brokerage & information services

01 Jul 2022 - 30 Jun 2023

There is no data for this report.

While every effort has been made to provide you with an accurate statement, we give no warranty of accuracy or reliability and take no responsibility for any errors or omissions including negligence by any officers, employees or agents. We encourage you to confirm the information, holdings and valuations contained herein. Information contained in the report may only relate to the period since you commenced our service.

Copyright © 2023 Third Party Platform Pty Limited. All rights reserved.

Macquarie Online Trading is a service provided by Third Party Platform Pty Ltd ("TPP") ABN 74 121 227 905 AFSL No. 314341, at the request of Macquarie Bank Limited ABN 46 008 583 642 AFSL 237502 ("MBL"). TPP is a Participant of the ASX Group. Neither TPP nor MBL are representatives of each other. Some of the fees paid to TPP for the provision of its services will be remitted to MBL. TPP and MBL do not provide personal financial advice in relation to Macquarie Online Trading. You should consider your own financial situation, particular needs and investment objectives before acting on any of the information available on this report.

Generated: 2-Jul-2023 12:24 PM

Third Party Platform Pty Ltd ABN 74 121 227 905 AFSL 314341 Participant of the ASX Limited Group

5 of 6

# Estimated dividends & distributions

01 Jul 2022 - 30 Jun 2023

STO		SANTOS LTD ORDINARY					
Ex div. date	Payment date	Type	Div. amount	Franking %	Balance	Franking credit	Est. dividend
22/08/2022	22/09/2022	Interim	\$0.109269	0.00%	2,295	\$0.00	\$250.77
27/02/2023	29/03/2023	Final	\$0.223635	0.00%	2,295	\$0.00	\$513.24
Estimated sub total						\$0.00	\$764.01
Estimated total						\$0.00	\$764.01

The information presented in this report is a general estimation and is intended as a guide for indicative purposes only. It is an extrapolation of our understanding of your holdings against publicly available dividend entitlement and payment information. It should not be considered a replacement for your own records. We encourage you to confirm the information and holdings represented here.

While every effort has been made to provide you with an accurate statement, we give no warranty of accuracy or reliability and take no responsibility for any errors or omissions including negligence by any officers, employees or agents. We encourage you to confirm the information, holdings and valuations contained herein. Information contained in the report may only relate to the period since you commenced our service.

Copyright © 2023 Third Party Platform Pty Limited. All rights reserved.

Macquarie Online Trading is a service provided by Third Party Platform Pty Ltd ("TPP") ABN 74 121 227 905 AFSL No. 314341, at the request of Macquarie Bank Limited ABN 46 008 583 542 AFSL 237502 ("MBL"). TPP is a Participant of the ASX Group. Neither TPP nor MBL are representatives of each other. Some of the fees paid to TPP for the provision of its services will be remitted to MBL. TPP and MBL do not provide personal financial advice in relation to Macquarie Online Trading. You should consider your own financial situation, particular needs and investment objectives before acting on any of the information available on this report.