

# SMSF AUDIT WORKPAPERS

Client name	<b>BURNELEK SUPER FUND</b>	Fin Accounts Prepared by	<b>Fiona Ludlam</b>
Client code	BURNELEKSF	Date prepared	20-Nov-2023
Year ended	30-Jun-2023	Reviewed by	<i>AB</i>
SRN/HIN	X0087030369	AB Reviewed	Y / N
Postcode	2768	Start of next FY	01-Jul-2023

## Checklist

### WP INDEX

### WP NAME

<a href="#">CHK</a>	Current WIP
<a href="#">NYP</a>	Check List
<a href="#">PMR</a>	Points for Attention Next Year
<a href="#">QUE</a>	Partner/Manager Review Point
	Queries
<a href="#">A1</a>	Trust Deed Summary
<a href="#">A2</a>	Governing Rules
<a href="#">A3</a>	Minutes and Documentation
<a href="#">A5</a>	Engagement Check List
<a href="#">A6</a>	Audit Risks
<a href="#">A7</a>	Audit Completion
<a href="#">A8</a>	Financial Analysis (Going Concern)
<a href="#">B</a>	Record Keeping
<a href="#">C</a>	Financial Reporting
<a href="#">E</a>	Investments
<a href="#">F</a>	Cash and Receivables
<a href="#">G</a>	Income Tax
<a href="#">L</a>	Liabilities/Pensions
<a href="#">M</a>	Members' Benefits
<a href="#">N</a>	Contributions & Transfers In
<a href="#">R</a>	Revenue
<a href="#">X</a>	Expenses
<a href="#">X1</a>	Benefit Paid and Transfer Out
<a href="#">U</a>	General Workpapers & Correspondence

**NOTES:**

<b>Client name</b>	BURNELEK SUPER FUND	<b>Fin Accounts Prepared by</b>	Fiona Ludlam
<b>Client code</b>	BURNELEKSF	<b>Date prepared</b>	20-Nov-2023
<b>Year ended</b>	30-Jun-2023	<b>Reviewed by</b>	
<b>SRN/HIN</b>	X0087030369	<b>Date reviewed</b>	
<b>Postcode</b>	2768	<a href="#">Back to Cover</a>	

**ITEM:        POINTS FOR ATTENTION NEXT YEAR**

---

Sch Ref	Question	Response	INITIAL



Client name	BURNELEK SUPER FUND	Fin Accounts Prepared by	Fiona Ludlam
Client code	BURNELEKSF	Date prepared	20-Nov-2023
Year ended	30-Jun-2023	Reviewed by	
SRN/HIN	X0087030369	Date reviewed	
Postcode	2768	<a href="#">Back to Cover</a>	

ITEM: PARTNER / MANAGER REVIEW POINTS

Sch Ref	Question	Response	
Recontribution Strategy	Have you considered a recontribution strategy for members of this super fund?	N/A	
Trust Deed	Update Trusr deed	28/11/2018	
BDBN Dates	Needs to be updated		
GST checked Annual/Quarterly GST prepared for lodgement.		N/A	
Change GST to annually from quarterly		N/A	



# Chartered Accountants Practice Workpapers

# QUE

<b>Client name</b>	BURNELEK SUPER FUND	<b>Fin Accounts Prepared by</b>	Fiona Ludlam
<b>Client code</b>	BURNELEKSF	<b>Date prepared</b>	20-Nov-2023
<b>Year ended</b>	30-Jun-2023	<b>Reviewed by</b>	
<b>SRN/HIN</b>	X0087030369	<b>Date reviewed</b>	
<b>Postcode</b>	2768	<a href="#">Back to Cover</a>	

**ITEM:**

**QUERIES**

Item	Question	Response	INITIAL

<b>Client name</b>	<b>BURNELEK SUPER FUND</b>	<b>Fin Accounts Prepared by</b>	Fiona Ludlam
<b>Client code</b>	BURNELEKSF	<b>Date prepared</b>	20-Nov-2023
<b>Year ended</b>	30-Jun-2023	<b>Reviewed by</b>	
<b>SRN/HIN</b>	X0087030369	<b>Date reviewed</b>	
<b>Postcode</b>	2768	<a href="#">Back to Cover</a>	

**1 Membership of Fund**

Was there a new member joining the fund during the financial year?

No

*(Please ensure that each new member has been given a PDS and a copy of the Trust Deed)*

**2 Contributions & Investments:**

- a Trustees cannot accept contributions other than that permitted by Superannuation Law
- b Contributions can be cash or non cash (fair value)  
Contributions shall be vested and can be used by the trustees to invest in accordance with investment strategies
- c strategies
- d Can be used to invest in arms length arrangements with related parties
- e Shall not borrow except in limited circumstances (7 days to settle trade, 90 days for payment of benefits)
- f Unallocated earnings must be held in reserves
- g Trustees must formulate investment strategies and objectives and regularly review them

**3 Member not to deal with benefit**

Members are not allowed to deal with his or her interests in the fund

**4 Actuarial Appointment**

As and when required by SIS Act and Regulations

**5 Vesting of Benefits**

Benefits shall vest in the individual when accrue

**6 Payment of Benefits**

Minimum requirements for payment of pensions - refer to section 8 in Deed

Minimum requirements for payment of lump sum benefits - refer to section 8 in Deed

**7 Trustees to Provide Certificate**

When a person ceases to become a member

**8 Transfer of Benefits**

Upon request of a member to transfer benefits to another fund

**9 Auditor**

Trustees to appoint independent registered auditor

**10 Trustees Responsibilities**

- Fit and proper person
- Comply with the sole purpose test
- Manage the fund's investments
- Pay benefits in accordance with the rules
- Meet administrative obligations
- Each member has been provided with a PDS

**11 SMSF Requirements**

- Less than 5 members
- All members are trustees or directors of the corporate trustee
- Election to become regulated by SISA (1993)
- No member of the fund is an employee of another

<b>Client name</b>	<b>BURNELEK SUPER FUND</b>	<b>Fin Accounts Prepared by</b>	Fiona Ludlam
<b>Client code</b>	BURNELEKSF	<b>Date prepared</b>	20-Nov-2023
<b>Year ended</b>	30-Jun-2023	<b>Reviewed by</b>	
<b>SRN/HIN</b>	X0087030369	<b>Date reviewed</b>	
<b>Postcode</b>	2768	<a href="#">Back to Cover</a>	

**12 Trustees**

Appointment and removal of trustees  
 Record Keeping - 10 years - written records for all decisions  
 Record Keeping - 5 years for accounting records  
 Ensure proper accounting including maintenance of member accounts

**13 Amendments to Trust Deed**

Deed was reviewed and there were no amendments made to the trust deed  
*Check to make sure there is an "Evergreen" clause to ensure that it is up to date with legislation*  
 All deeds dated in 2002 should be updated. If this is your case, please let Catherine know so she can prepare all the necessary documentations

**14 Binding Death Benefit Nominations**

Does the trust deed provide for non-lapsing binding death benefit nominations?  
*(All Trust Deeds from Patricia Holdings should have this, please check para 51.2.8 or relevant paragraph. Members without dependants should amend their deed immediately)*

Yes
-----

Client name	BURNELEK SUPER FUND	Fin Accounts Prepared by	Fiona Ludlam
Client code	BURNELEKSF	Date prepared	20-Nov-2023
Year ended	30-Jun-2023	Reviewed by	
SRN/HIN	X0087030369	Date reviewed	
Postcode	2768	<a href="#">Back to Cover</a>	

- (i) Access the link below for a print out compliance status of the super fund Yes  
<http://superfundlookup.gov.au/Index.aspx>
- (ii) Reviewed Trustee Covenants - consistent with governing rules as per section 51 SISA (1993) Refer to Trust deed summary Yes
1. Act honestly in all matters affecting the entity
  2. To exercise the degree of care skill and diligence of an ordinary prudent person
  3. To act in the best interests of beneficiaries
  4. To keep fund assets separate
  5. Not to do anything that would impede the proper performance of functions and powers
  6. To formulate and give effect to an investment strategy
  7. To manage reserves responsibly
  8. To allow a beneficiary access to certain information
- Note: super fund's governing rules are consistent with trustees' covenants as per s52 SISA (1993)*
- (iii) Reviewed the governing rules which appeared to allow for the the operations of the fund to be "indefinitely continuing". Refer to Summary of Governing Rules
- (iv) Super fund activities complied with the investment strategy permitted by the trust deed and that the purpose is to provide retirement benefits to members



## BURNELEK SUPER FUND

### ABN details

ABN:	32 327 927 103 <a href="#">View record on ABN Lookup</a>
ABN Status:	Active from 26 Nov 2006
Fund type:	ATO Regulated Self-Managed Superannuation Fund
Contact details:	Se 7 L 5 66 HUNTER ST SYDNEY NSW 2000 AUSTRALIA
Status:	Complying

### Previous name(s)

Previous fund name	From	To
The trustee for Burnelek Super Fund	11 Jan 2007	12 Jun 2009
The trustee for Burnelek Superannuation Fund	26 Nov 2006	11 Jan 2007

### What does 'Complying' mean?

A 'Complying' SMSF:

- is a regulated fund
- is a resident of Australia, and
- has been issued with a [Notice of compliance](#)

### APRA Funds

See the [guidance](#) issued by APRA for further assistance in managing transfers and rollovers to SMSFs. Use the SMSF verification service through [Standard Business Reporting](#) software. More information can be found on [ato.gov.au](#).

### Superannuation guarantee payments

Contributions made to complying funds can qualify as Superannuation Guarantee (SG) payments. This record extract can be used to confirm this fund has been issued with a Notice of Compliance and is currently entitled to receive employer SG payments.

### Tax rates

Complying funds that meet [Superannuation Industry \(Supervision\) Act 1993](#) (SISA) standards qualify for [concessional tax rates](#).

Also refer to [frequently asked questions](#)

### Disclaimer

This extract is based on information supplied by superannuation entities to the Commissioner of Taxation.  
**Important** Neither the Australian Government nor the ATO endorse or guarantee the performance of super funds.

### Warning Statement

Anyone who tells you to set up a SMSF is giving you financial advice. This means the person or company must have an [Australian Financial Services \(AFS\) licence](#). Check [ASIC Connect Professional Registers](#).

Client name	BURNELEK SUPER FUND	Fin Accounts Prepared by	Fiona Ludlam
Client code	BURNELEKSF	Date prepared	20-Nov-2023
Year ended	30-Jun-2023	Reviewed by	
SRN/HIN	X0087030369	Date reviewed	
Postcode	2768	<a href="#">Back to Cover</a>	

**Objective** To ensure that records are maintained in accordance with the trust deed and are consistent with SISA (1993) and general accepted accounting principles

### Accounting Records

**1 Maintenance of Records**

The super fund's financial records were inspected and appeared to be kept in order  
Minutes were inspected and it appeared that all decisions relating to the super fund were recorded  
(Attach minutes of significant matters such as appointment of auditor, commencement of pension)

Was there options trading during the financial year?

No

*If yes, please ensure a derivative risk statement is included in the financial accounts.*

**Documentation of Investment Decisions**

The super fund's minute book was reviewed and there were no matters noted that would materially effect the financial statements

**2 ATO Correspondence**

Reviewed correspondence with ATO and there were no outstanding matters of audit significance

<b>Client name</b>	BURNELEK SUPER FUND	<b>Fin Accounts Prepared by</b>	Fiona Ludlam
<b>Client code</b>	BURNELEKSF	<b>Date prepared</b>	20-Nov-2023
<b>Year ended</b>	30-Jun-2023	<b>Reviewed by</b>	
<b>SRN/HIN</b>	X0087030369	<b>Date reviewed</b>	
<b>Postcode</b>	2768	<a href="#">Back to Cover</a>	

**Objective** To ensure the audit engagement is planned properly and performed efficiently

**All Engagements**

- 5 Copy of Trust Deed**  
Obtained a copy of the trust deed - Refer to Deed Summary (A1 & A2)  
- There were no amendments
- 6 Issues Relating to Fund History**  
Reviewed prior year accounts and workpapers and there were no ongoing issues
- 7 Audit Plan**  
Audit plan is prepared and approved by partner
- 8 Minutes**  
Reviewed Minutes of meetings for the super fund for the year and there were no items of audit significance. (If significant, please document)
- 9 Legal Advice**  
Reviewed correspondence and there was no legal advice received by the trustee during the year
- 10 Trustee Declaration**  
Sighted ATO Trustee declaration for new trustees appointed after 30th June 2007.

**New Engagements**

No



<b>Client name</b>	BURNELEK SUPER FUND	<b>Fin Accounts Prepared by</b>	Fiona Ludlam
<b>Client code</b>	BURNELEKSF	<b>Date prepared</b>	20-Nov-2023
<b>Year ended</b>	30-Jun-2023	<b>Reviewed by</b>	
<b>SRN/HIN</b>	X0087030369	<b>Date reviewed</b>	
<b>Postcode</b>	2768	<a href="#">Back to Cover</a>	

- 1 Contribution Risks**  
 All Contributions were allocated to the appropriate member(s) and agreed to employers contributions received and individual tax returns  
  
 Confirmed member contributions were received by the fund (see attached) and compared to the member's individual tax return to ensure the correct amount have been claimed as deduction.
- 2 Other Income Risks**  
 A random sample was selected (see attached chess statements) and were confirmed to share registry records. From the sample selected it was reasonable to suggest that all incomes are reported and are at correct amounts
- 3 Expenditure Risks**  
 A sample was selected (see attached) and vouched to source documents. From the sample selected it is reasonable to suggest that all expenditures incurred were related to S/F and were correctly reported
- 4 Benefits Payments Risks**  
 See Attached Member's Benefits Calculation Statement. Reviewed calculations were reasonable and in accordance with current requirements
- 5 Investments and Other Assets Risks**  
 A sample was selected and vouched to bank statements, chess statements and portfolio valuations. From the selected sample, it was reasonable that investments and other assets were held in the super fund's name (See Attached Chess Statements)  
 From the sample selected, market values agreed with those published in AFR and were appropriately reported in the accounts
- 6 Liabilities and Members Benefits Risks**  
 All investments are shares and cash and therefore the only reasonable risk of unrecorded liability is tax which was brought to balance sheet

<b>Client name</b>	BURNELEK SUPER FUND	<b>Fin Accounts Prepared by</b>	Fiona Ludlam
<b>Client code</b>	BURNELEKSF	<b>Date prepared</b>	20-Nov-2023
<b>Year ended</b>	30-Jun-2023	<b>Reviewed by</b>	
<b>SRN/HIN</b>	X0087030369	<b>Date reviewed</b>	
<b>Postcode</b>	2768	<a href="#">Back to Cover</a>	

**Audit Completion**

- 10 Assessment and Documentation of Going Concern**  
Super fund has no debt other than tax and accrued members benefits  
Super fund's assets are adequate to meet any short and long term liabilities (payments of benefits)
- 11 Commitments and Contingencies Properly Disclosed**  
Reviewed accounts and all contingencies and commitments have been adequately review and disclosed in the financial report
- 13 Subsequent Events**  
Reviewed correspondence and activity post year end and there were no material events Post balance date
- 14 ATO Return**  
Viewed super fund's signed tax return and lodged and compared with audit WP
- 16 Financial Accounts**  
All Reports in financial accounts have been signed

<b>Client name</b>	BURNELEK SUPER FUND	<b>Fin Accounts Prepared by</b>	Fiona Ludlam
<b>Client code</b>	BURNELEKSF	<b>Date prepared</b>	20-Nov-2023
<b>Year ended</b>	30-Jun-2023	<b>Reviewed by</b>	
<b>SRN/HIN</b>	X0087030369	<b>Date reviewed</b>	
<b>Postcode</b>	2768	<a href="#">Back to Cover</a>	

**Objective** To ensure that records are maintained in accordance with the trust deed and are consistent with general accounting principles.

**Accounting Records**

- 1 Opening Balances**  
Obtained trial balance and agreed the current year's opening balances to the closing balances from last year
- 2 Comparative Balances Agreed to Prior Year Audited Financial Statements**  
Obtained trial balance and agreed audited financial report from last year
- 3 Maintenance of Records**  
The super fund's financial records were inspected and appeared to be kept in order (5 years)  
Minutes were inspected and it appeared that all decisions relating to the S/F were recorded (Attach minutes of significance matters - these are kept for 10 years)

- 4 Other Records**  
Investment decisions were documented and updated in minute book

Investment strategy was prepared and reviewed regularly (at least annually) to take into account of risk, return, liquidity, diversification and the super fund's ability to meet its short and long term commitments.

The super fund's investments were reviewed and are within guidelines of its investment strategy.

<b>Client name</b>	BURNELEK SUPER FUND	<b>Fin Accounts Prepared by</b>	Fiona Ludlam
<b>Client code</b>	BURNELEKSF	<b>Date prepared</b>	20-Nov-2023
<b>Year ended</b>	30-Jun-2023	<b>Reviewed by</b>	
<b>SRN/HIN</b>	X0087030369	<b>Date reviewed</b>	
<b>Postcode</b>	2768	<a href="#">Back to Cover</a>	

**Objective** To ensure that financial report complies with AAS, UIG's and trust deed

**Accounting Records**

- 1 **Financial Report Disclosures Complied with AAS and UIG's Listed in Note 1**  
Reviewed super fund's financial disclosures and it appeared to comply
  
- 2 **Consistency in Treatment of Accounting Policies**  
The basis of accounting is accrual and is consistent with prior year. There were no changes made and hence zero impact on financial statements
  
- 3 **Financial Prepared in Accordance with Trust Deed**  
Financial reports were prepared in accordance with trust deed requirements

Inquires 1300 300 630

Issue date 31 Oct 23

# Company Statement

Extract of particulars - s346A(1) Corporations Act 2001

CORPORATE KEY: 07091021

## Check this statement carefully

You are legally obligated to ensure that all your company details listed on this company statement are complete and correct. This is required under s346C (1) and/or s346B and s346C (2) of the *Corporations Act 2001*.

You must check this statement carefully and inform ASIC of any changes or corrections immediately. **Do not return this statement.** You must notify ASIC within 28 days after the date of change, and within 28 days after the date of issue of your annual company statement. Late lodgement of changes will result in late fees. These requirements do not apply to the **Additional company information**.

ACN 629 712 661  
FOR BURNELEK SUPER PTY LTD

REVIEW DATE: 30 October 23

## You must notify ASIC of any changes to company details — Do not return this statement



To make changes to company details or amend incorrect information

- go to [www.asic.gov.au/changes](http://www.asic.gov.au/changes)
- log in to our online services and make the required updates
- first time users will need to use the corporate key provided on this company statement



Phone if you've already notified ASIC of changes but they are not shown correctly in this statement.  
Ph: 1300 300 630



Use your agent.

## Company Statement

These are the current company details held by ASIC. You must check this statement carefully and inform ASIC of any changes or corrections immediately. Late fees apply. **Do not return this statement.**

**1 Registered office**  
ROACH & BRUCE CONSULTING PTY LTD SUITE 7 LEVEL 5 66 HUNTER STREET SYDNEY NSW 2000

**2 Principal place of business**  
258 RAILWAY PARADE BLAXLAND NSW 2774

**3 Officeholders**

Name:	ROBERT MERVYN BURNELEK
Born:	SYDNEY NSW
Date of birth:	01/05/1967
Address:	258 RAILWAY PARADE BLAXLAND NSW 2774
Office(s) held:	DIRECTOR, APPOINTED 30/10/2018; SECRETARY, APPOINTED 30/10/2018

### 4 Company share structure

Share class	Shares description	Number issued	Total amount paid on these shares	Total amount unpaid on these shares
ORD	ORDINARY SHARES	2	\$2.00	\$0.00

**5 Members**

These details continue on the next page

BURNELEK SUPER PTY LTD ACN 629 712 661

Page 1 of 2

---

## Company statement continued

Name: ROBERT MERVYN BURNELEK

Address: 258 RAILWAY PARADE BLAXLAND NSW 2774

Share Class	Total number held	Fully paid	Beneficially held
ORD	2	Yes	Yes

You must notify ASIC within 28 days of the date of change, and within 28 days of the issue date of the annual company statement. Late lodgement of changes will result in late fees.

## End of company statement

This concludes the information to which the company must respond (if incorrect) under s346C of the *Corporations Act 2001*.

---

## Additional company information

This information is optional under the *Corporations Act 2001*. Late lodgement fees or late review fees do not apply to this information. To add, remove or change a contact address, see [www.asic.gov.au/addresses](http://www.asic.gov.au/addresses).

---

### 6 Contact address for ASIC use only

Registered agent name: ROACH & BRUCE CONSULTING PTY LTD

Registered agent number: 3218

Address: SUITE 7 LEVEL 5 66 HUNTER STREET SYDNEY NSW 2000

---

**ASIC**

Australian Securities &amp; Investments Commission

ABN 86 768 265 615

BURNELEK SUPER PTY LTD  
 ROACH & BRUCE CONSULTING PTY LTD  
 SE 7 L 5  
 66 HUNTER ST SYDNEY NSW 2000

**INVOICE STATEMENT**

Issue date 30 Oct 23

**BURNELEK SUPER PTY LTD**

ACN 629 712 661

Account No. 22 629712661

**Summary**

Opening Balance	\$0.00
New items	\$63.00
Payments & credits	\$0.00
<b>TOTAL DUE</b>	<b>\$63.00</b>

- Amounts are not subject to GST. (Treasurer's determination - exempt taxes, fees and charges).
- Payment of your annual review fee will maintain your registration as an Australian company.

*Transaction details are listed on the back of this page*

**Inquiries**

www.asic.gov.au/invoices

1300 300 630

**Please pay**

Immediately	<b>\$0.00</b>
By 30 Dec 23	<b>\$63.00</b>

*If you have already paid please ignore this invoice statement.*

- Late fees will apply if you do NOT
  - tell us about a change during the period that the law allows
  - bring your company or scheme details up to date within 28 days of the date of issue of the annual statement, or
  - pay your review fee within 2 months of the annual review date.
- Information on late fee amounts can be found on the ASIC website.

**ASIC**

Australian Securities &amp; Investments Commission

**PAYMENT SLIP****BURNELEK SUPER PTY LTD**

ACN 629 712 661

Account No: 22 629712661



22 629712661

<b>TOTAL DUE</b>	<b>\$63.00</b>
Immediately	<b>\$0.00</b>
By 30 Dec 23	<b>\$63.00</b>

*Payment options are listed on the back of this payment slip*



**Bill Code:** 17301  
**Ref:** 2296297126619



\*814 129 0002296297126619 77

# Transaction details:

page 2 of 2

	<b>Transactions for this period</b>	<b>ASIC reference</b>	<b>\$ Amount</b>
2023-10-30	Annual Review - Special Purpose Pty Co	4X4662065480P A	\$63.00
	<b>Outstanding transactions</b>		
2023-10-30	Annual Review - Special Purpose Pty Co	4X4662065480P A	\$63.00

## PAYMENT OPTIONS



Billpay Code: 8929  
Ref: 2296 2971 2661 977

### Australia Post

Present this payment slip. Pay by cash, cheque or EFTPOS

### Phone

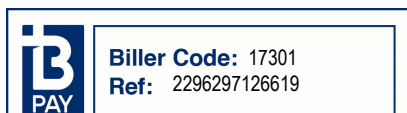
Call 13 18 16 to pay by Mastercard or Visa

### On-line

Go to [postbillpay.com.au](http://postbillpay.com.au) to pay by Mastercard or Visa

### Mail

Mail this payment slip and cheque (do not staple) to ASIC,  
Locked Bag 5000, Gippsland Mail Centre VIC 3841



**Biller Code:** 17301  
**Ref:** 2296297126619

### Telephone & Internet Banking – BPAY®

Contact your bank or financial institution to make this payment from your cheque, savings, debit, credit card or transaction account. More info: [www.bpay.com.au](http://www.bpay.com.au)



# Burnelek Super Fund

## Detailed Trial Balance as at 30 June 2023

Prior Year		Description	Current Year	
Debits	Credits		Debits	Credits
<b>INCOME</b>				
-	22,988.81	Contributions - Employer Mr Robert Burnelek	-	25,092.59
113.85	-	Increase in Market Value - Derivative Investments Magellan Global Fund. - Option Expiring 01-Mar-2024 Deferred	-	34.65
4,375.80	-	Increase in Market Value - Shares in Listed Companies Australia and New Zealand Banking Group Limited - Ordinary Fully Paid	-	1,462.37
7,320.00	-	BHP Group Limited - Fully Paid Ordinary	-	3,740.00
730.00	-	Brambles Limited - Ordinary Fully Paid	-	3,700.00
-	2,860.00	Challenger Limited	720.00	-
956.86	-	Macquarie Group Limited	-	2,857.98
15,309.84	-	Pendal Group Limited	-	13,376.28
-	-	Perpetual Limited	6,881.72	-
-	884.00	Qbe Insurance Group Limited - Ordinary Fully Paid	-	2,288.00
-	1,048.41	Santos Limited	-	317.70
4,635.40	-	Sonic Healthcare Limited	-	2,201.60
3,956.37	-	Westpac Banking Corporation - Ordinary Fully Paid	-	539.83
-	374.40	Woodside Energy Group Ltd	-	468.00
4,595.40	-	Increase in Market Value - Stapled Securities Goodman Group - Fully Paid Ordinary/Units Stapled Securities	-	3,077.40
4,653.00	-	Increase in Market Value - Units In Listed Unit Trusts Magellan Global Fund. - Ordinary Units Fully Paid Closed Class Def Set	-	3,069.00
-	381.67	Distributions - Stapled Securities Goodman Group - Fully Paid Ordinary/Units Stapled Securities	-	381.63
-	762.49	Distributions - Units In Listed Unit Trusts Magellan Global Fund. - Ordinary Units Fully Paid Closed Class Def Set	-	767.01
-	1,015.30	Dividends - Shares in Listed Companies Australia and New Zealand Banking Group Limited - Ordinary Fully Paid	-	1,079.42
-	10,152.63	BHP Group Limited - Fully Paid Ordinary	-	3,915.48
-	293.00	Brambles Limited - Ordinary Fully Paid	-	349.20
-	440.00	Challenger Limited	-	470.00
-	849.80	Macquarie Group Limited	-	1,417.00
-	1,349.44	Pendal Group Limited	-	1,030.47
-	-	Perpetual Limited	-	330.55
-	195.00	Qbe Insurance Group Limited - Ordinary Fully Paid	-	253.50
-	619.60	Santos Limited	-	1,057.64
-	817.00	Sonic Healthcare Limited	-	877.20
-	758.67	Westpac Banking Corporation - Ordinary Fully Paid	-	1,311.28
-	-	Woodside Energy Group Ltd	-	675.71
-	82.80	Foreign Income - Foreign Dividend - Stapled Securities Goodman Group - Fully Paid Ordinary/Units Stapled Securities	-	-
-	-	Interest - Cash At Bank Macquarie Cash Management Account	-	446.36

# Burnelek Super Fund

## Detailed Trial Balance as at 30 June 2023

Prior Year		Description	Current Year	
Debits	Credits		Debits	Credits
		<b>EXPENSE</b>		
		Lump Sums Paid - Mr Robert Burnelek		
-	-	Accumulation	3,448.30	-
1,980.00	-	Accountancy Fee	1,980.00	-
330.00	-	Auditor Fee	330.00	-
-	-	Fine	344.00	-
-	-	Regulatory Fees	115.00	-
259.00	-	SMSF Supervisory Levy	259.00	-
		Realised Capital Losses - Shares in Listed Companies		
-	-	Pendal Group Limited	2,738.51	-
		<b>INCOME TAX</b>		
2,433.10	-	Income Tax Expense	8,751.25	-
		Imputation Credits - Shares in Listed Companies		
-	435.13	Australia and New Zealand Banking Group Limited - Ordinary Fully Paid	-	462.61
-	4,351.13	BHP Group Limited - Fully Paid Ordinary	-	1,678.07
-	37.67	Brambles Limited - Ordinary Fully Paid	-	52.38
-	188.57	Challenger Limited	-	201.43
-	145.68	Macquarie Group Limited	-	242.91
-	57.83	Pendal Group Limited	-	100.95
-	-	Perpetual Limited	-	56.67
-	8.35	Qbe Insurance Group Limited - Ordinary Fully Paid	-	10.87
-	217.31	Santos Limited	-	-
-	279.19	Sonic Healthcare Limited	-	375.94
-	325.15	Westpac Banking Corporation - Ordinary Fully Paid	-	561.98
-	-	Woodside Energy Group Ltd	-	289.59
		Imputation Credits - Stapled Securities		
-	-	Goodman Group - Fully Paid Ordinary/Units Stapled Securities	-	1.43
		<b>PROFIT &amp; LOSS CLEARING ACCOUNT</b>		
270.41	-	Profit & Loss Clearing Account	55,054.90	-
		<b>ASSETS</b>		
		Derivative Investments		
24.75	-	Magellan Global Fund. - Option Expiring 01-Mar-2024 Deferred	59.40	-
		Shares in Listed Companies		
15,751.45	-	Australia and New Zealand Banking Group Limited - Ordinary Fully Paid	33,194.00	-
41,250.00	-	BHP Group Limited - Fully Paid Ordinary	44,990.00	-
10,710.00	-	Brambles Limited - Ordinary Fully Paid	14,410.00	-
13,680.00	-	Challenger Limited	12,960.00	-
35,863.18	-	Macquarie Group Limited	38,721.16	-
18,590.52	-	Pendal Group Limited	-	-
-	-	Perpetual Limited	15,553.88	-
7,897.50	-	Qbe Insurance Group Limited - Ordinary Fully Paid	10,185.50	-
23,573.34	-	Santos Limited	23,891.04	-
28,388.60	-	Sonic Healthcare Limited	30,590.20	-
12,226.50	-	Westpac Banking Corporation - Ordinary Fully Paid	27,742.00	-
5,731.20	-	Woodside Energy Group Ltd	6,199.20	-
		Stapled Securities		
24,619.20	-	Goodman Group - Fully Paid	27,696.60	-

**Burnelek Super Fund**  
**Detailed Trial Balance as at 30 June 2023**

Prior Year		Description	Current Year	
Debits	Credits		Debits	Credits
		Ordinary/Units Stapled Securities		
		Units In Listed Unit Trusts		
13,266.00	-	Magellan Global Fund. - Ordinary Units Fully Paid Closed Class Def Set	16,335.00	-
		Cash At Bank		
23,378.30	-	Bankwest 952920	-	-
-	-	Macquarie Cash Management Account	32,385.21	-
		Receivables - Investment Income Receivable - Distributions		
172.50	-	Goodman Group - Fully Paid Ordinary/Units Stapled Securities	138.00	-
		Receivables - Investment Income Receivable - Distributions		
362.34	-	Magellan Global Fund. - Ordinary Units Fully Paid Closed Class Def Set	365.31	-
		Deferred Tax Assets		
6,115.90	-	Carried Forward Capital Losses	6,116.90	-
		<b>LIABILITIES</b>		
-	259.00	SMSF Supervisory Levy	-	259.00
-	6,585.30	Provision for Income Tax	-	5,973.95
		Franking Credits - Shares in Listed Companies		
435.13	-	Australia and New Zealand Banking Group Limited - Ordinary Fully Paid	462.61	-
4,351.13	-	BHP Group Limited - Fully Paid Ordinary	1,678.07	-
37.67	-	Brambles Limited - Ordinary Fully Paid	52.38	-
188.57	-	Challenger Limited	201.43	-
145.68	-	Macquarie Group Limited	242.91	-
57.83	-	Pental Group Limited	100.95	-
-	-	Perpetual Limited	56.67	-
8.35	-	Qbe Insurance Group Limited - Ordinary Fully Paid	10.87	-
217.31	-	Santos Limited	-	-
279.19	-	Sonic Healthcare Limited	375.94	-
325.15	-	Westpac Banking Corporation - Ordinary Fully Paid	561.98	-
-	-	Woodside Energy Group Ltd	289.59	-
		Franking Credits - Stapled Securities		
-	-	Goodman Group - Fully Paid Ordinary/Units Stapled Securities	1.43	-
		Foreign Tax Credits - Stapled Securities		
2.17	-	Goodman Group - Fully Paid Ordinary/Units Stapled Securities	2.13	-
		Foreign Tax Credits - Units In Listed Unit Trusts		
37.81	-	Magellan Global Fund. - Ordinary Units Fully Paid Closed Class Def Set	39.36	-
1,919.00	-	Income Tax Instalments Paid	489.00	-
96.60	-	Change in Carried Forward Losses	-	1.00
2,302.30	-	Unrealised Gains/Losses	-	475.00
-	826.00	Activity Statement Payable/Refundable	-	-
		<b>MEMBER ENTITLEMENTS</b>		
		Mr Robert Burnelek		
-	284,334.87	Accumulation	-	339,389.77
343,924.20	343,924.20		426,721.40	426,721.40

**Burnelek Super Fund**  
**General Ledger Account Movement**  
**For the period from 1 July 2022 to 30 June 2023**

Date	Description	Quantity	Debits	Credits	Balance
<b>Income</b>					
<b>Member Receipts</b>					
<b>Contributions - Employer</b>					
<b>Mr Robert Burnelek</b>					
01/07/2022	Opening Balance				0.00
20/07/2022	Employer Contribution: ANGLICARE			2,719.41	2,719.41 CR
22/08/2022	Employer Contribution: ANGLICARE			1,944.59	4,664.00 CR
15/09/2022	Employer Contribution: ANGLICARE			1,945.58	6,609.58 CR
10/10/2022	Employer Contribution: ANGLICARE			1,945.58	8,555.16 CR
09/11/2022	Employer Contribution: ANGLICARE			1,945.58	10,500.74 CR
12/12/2022	Employer Contribution: ANGLICARE			1,945.58	12,446.32 CR
23/01/2023	Employer Contribution: ANGLICARE			2,918.37	15,364.69 CR
13/02/2023	Employer Contribution: ANGLICARE			1,945.58	17,310.27 CR
14/03/2023	Employer Contribution: ANGLICARE			1,945.58	19,255.85 CR
11/04/2023	Employer Contribution: ANGLICARE			1,945.58	21,201.43 CR
08/05/2023	Employer Contribution: ANGLICARE			1,945.58	23,147.01 CR
09/06/2023	Employer Contribution: ANGLICARE			1,945.58	25,092.59 CR
30/06/2023	Closing Balance				<b>25,092.59 CR</b>
<b>Investment Gains</b>					
<b>Increase in Market Value - Derivative Investments</b>					
<b>Magellan Global Fund. - Option Expiring 01-Mar-2024 Deferred</b>					
01/07/2022	Opening Balance				0.00
20/11/2022	Market Value Adjustment		14.85		14.85 DR
30/06/2023	Market Value Adjustment			49.50	34.65 CR
30/06/2023	Closing Balance				<b>34.65 CR</b>
<b>Increase in Market Value - Shares in Listed Companies</b>					
<b>Australia and New Zealand Banking Group Limited - Ordinary Fully Paid</b>					
01/07/2022	Opening Balance				0.00
20/11/2022	Market Value Adjustment			2,034.85	2,034.85 CR
30/06/2023	Market Value Adjustment		572.48		1,462.37 CR
30/06/2023	Closing Balance				<b>1,462.37 CR</b>
<b>BHP Group Limited - Fully Paid Ordinary</b>					
01/07/2022	Opening Balance				0.00
20/11/2022	Market Value Adjustment			2,690.00	2,690.00 CR
30/06/2023	Market Value Adjustment			1,050.00	3,740.00 CR
30/06/2023	Closing Balance				<b>3,740.00 CR</b>
<b>Brambles Limited - Ordinary Fully Paid</b>					
01/07/2022	Opening Balance				0.00
20/11/2022	Market Value Adjustment			810.00	810.00 CR
30/06/2023	Market Value Adjustment			2,890.00	3,700.00 CR
30/06/2023	Closing Balance				<b>3,700.00 CR</b>
<b>Challenger Limited</b>					
01/07/2022	Opening Balance				0.00
20/11/2022	Market Value Adjustment			680.00	680.00 CR
30/06/2023	Market Value Adjustment		1,400.00		720.00 DR
30/06/2023	Closing Balance				<b>720.00 DR</b>
<b>Macquarie Group Limited</b>					
01/07/2022	Opening Balance				0.00
20/11/2022	Market Value Adjustment			3,228.58	3,228.58 CR
30/06/2023	Market Value Adjustment		370.60		2,857.98 CR
30/06/2023	Closing Balance				<b>2,857.98 CR</b>

**Burnelek Super Fund**  
**General Ledger Account Movement**  
**For the period from 1 July 2022 to 30 June 2023**

Date	Description	Quantity	Debits	Credits	Balance
<b>Income</b>					
<b>Pendal Group Limited</b>					
01/07/2022	Opening Balance				0.00
20/11/2022	Market Value Adjustment			1,808.58	1,808.58 CR
30/06/2023	Market Value Adjustment			11,567.70	13,376.28 CR
30/06/2023	Closing Balance				13,376.28 CR
<b>Perpetual Limited</b>					
01/07/2022	Opening Balance				0.00
30/06/2023	Market Value Adjustment		6,881.72		6,881.72 DR
30/06/2023	Closing Balance				6,881.72 DR
<b>Qbe Insurance Group Limited - Ordinary Fully Paid</b>					
01/07/2022	Opening Balance				0.00
20/11/2022	Market Value Adjustment			162.50	162.50 CR
30/06/2023	Market Value Adjustment			2,125.50	2,288.00 CR
30/06/2023	Closing Balance				2,288.00 CR
<b>Santos Limited</b>					
01/07/2022	Opening Balance				0.00
20/11/2022	Market Value Adjustment		127.08		127.08 DR
30/06/2023	Market Value Adjustment			444.78	317.70 CR
30/06/2023	Closing Balance				317.70 CR
<b>Sonic Healthcare Limited</b>					
01/07/2022	Opening Balance				0.00
20/11/2022	Market Value Adjustment		954.60		954.60 DR
30/06/2023	Market Value Adjustment			3,156.20	2,201.60 CR
30/06/2023	Closing Balance				2,201.60 CR
<b>Westpac Banking Corporation - Ordinary Fully Paid</b>					
01/07/2022	Opening Balance				0.00
20/11/2022	Market Value Adjustment			2,583.24	2,583.24 CR
30/06/2023	Market Value Adjustment		2,043.41		539.83 CR
30/06/2023	Closing Balance				539.83 CR
<b>Woodside Energy Group Ltd</b>					
01/07/2022	Opening Balance				0.00
20/11/2022	Market Value Adjustment			1,089.00	1,089.00 CR
30/06/2023	Market Value Adjustment		621.00		468.00 CR
30/06/2023	Closing Balance				468.00 CR
<b>Increase in Market Value - Stapled Securities</b>					
<b>Goodman Group - Fully Paid Ordinary/Units Stapled Securities</b>					
01/07/2022	Opening Balance				0.00
20/11/2022	Market Value Adjustment			717.60	717.60 CR
30/06/2023	Market Value Adjustment			2,359.80	3,077.40 CR
30/06/2023	Closing Balance				3,077.40 CR
<b>Increase in Market Value - Units In Listed Unit Trusts</b>					
<b>Magellan Global Fund. - Ordinary Units Fully Paid Closed Class Def Set</b>					
01/07/2022	Opening Balance				0.00
20/11/2022	Market Value Adjustment			841.50	841.50 CR
30/06/2023	Market Value Adjustment			2,227.50	3,069.00 CR
30/06/2023	Closing Balance				3,069.00 CR

**Burnelek Super Fund**  
**General Ledger Account Movement**  
**For the period from 1 July 2022 to 30 June 2023**

Date	Description	Quantity	Debits	Credits	Balance
<b>Income</b>					
<b>Disposal Suspense - Shares in Listed Companies</b>					
<b>ANZR</b>					
01/07/2022	Opening Balance	0.00000			0.00
25/08/2022	ANZR to ANZ; 1:15 ACCELERATED - PAITREO OF ORD SH/	48.00000			0.00 CR
25/08/2022	ANZR to ANZ; 1:15 ACCELERATED - PAITREO OF ORD SH/	-48.00000			0.00 CR
30/06/2023	Closing Balance	0.00000			0.00
<b>Pendal Group Limited</b>					
01/07/2022	Opening Balance	0.00000			0.00
23/01/2023	PDL Takeover/Merger	4,206.00000		6,792.69	6,792.69 CR
23/01/2023	PDL Takeover/Merger	-4,206.00000	6,792.69		0.00 CR
30/06/2023	Closing Balance	0.00000			0.00
<b>Investment Income</b>					
<b>Distributions - Stapled Securities</b>					
<b>Goodman Group - Fully Paid Ordinary/Units Stapled Securities</b>					
01/07/2022	Opening Balance				0.00
25/08/2022	Investment Income			34.50	34.50 CR
29/12/2022	GMG Distribution - Cash			207.00	241.50 CR
29/06/2023	GMG AUD 0.002412435 FRANKED, 30% CTR			138.00	379.50 CR
30/06/2023	Distribution - Tax Statement			0.20	379.70 CR
30/06/2023	Distribution - Tax Statement			0.77	380.47 CR
30/06/2023	Distribution - Tax Statement			1.16	381.63 CR
30/06/2023	Closing Balance				381.63 CR
<b>Distributions - Units In Listed Unit Trusts</b>					
<b>Magellan Global Fund. - Ordinary Units Fully Paid Closed Class Def Set</b>					
01/07/2022	Opening Balance				0.00
03/01/2023	MGF AUD DRP SUSP			362.34	362.34 CR
30/06/2023	Distribution - Tax Statement			0.57	362.91 CR
30/06/2023	Distribution - Tax Statement			38.79	401.70 CR
30/06/2023	MGF AUD DRP SUSP			365.31	767.01 CR
30/06/2023	Closing Balance				767.01 CR
<b>Dividends - Shares in Listed Companies</b>					
<b>Australia and New Zealand Banking Group Limited - Ordinary Fully Paid</b>					
01/07/2022	Opening Balance				0.00
01/07/2022	ANZ AUD 0.72 FRANKED, 30% CTR, DRP NIL DISC, BSP			514.80	514.80 CR
15/12/2022	ANZ AUD 0.74 FRANKED, 30% CTR, DRP NIL DISC, BSP			564.62	1,079.42 CR
30/06/2023	Closing Balance				1,079.42 CR
<b>BHP Group Limited - Fully Paid Ordinary</b>					
01/07/2022	Opening Balance				0.00
22/09/2022	BHP USD 1.75, 1.75 FRANKED, 30% CTR, DRP NIL DISC			2,551.84	2,551.84 CR
30/03/2023	BHP USD 0.9, 0.9 FRANKED, 30% CTR, DRP NIL DISC			1,363.64	3,915.48 CR
30/06/2023	Closing Balance				3,915.48 CR
<b>Brambles Limited - Ordinary Fully Paid</b>					
01/07/2022	Opening Balance				0.00
13/10/2022	BXB USD 0.12, 0.042 FRANKED, 30% CTR, 0.078 CFI, DRP			172.50	172.50 CR
13/04/2023	BXB USD 0.1225, 0.042875 FRANKED, 30% CTR, 0.079625			176.70	349.20 CR
30/06/2023	Closing Balance				349.20 CR
<b>Challenger Limited</b>					
01/07/2022	Opening Balance				0.00
21/09/2022	CGF AUD 0.115 FRANKED, 30% CTR, DRP			230.00	230.00 CR
21/03/2023	CGF AUD 0.12 FRANKED, 30% CTR, DRP NIL DISC			240.00	470.00 CR
30/06/2023	Closing Balance				470.00 CR

**Burnelek Super Fund**  
**General Ledger Account Movement**  
**For the period from 1 July 2022 to 30 June 2023**

Date	Description	Quantity	Debits	Credits	Balance
<b>Income</b>					
<b>Macquarie Group Limited</b>					
01/07/2022	Opening Balance				0.00
04/07/2022	MQG AUD 1.4 FRANKED, 30% CTR, 2.1 CFI, DRP 1.5% DIS			763.00	763.00 CR
13/12/2022	MQG AUD 1.2 FRANKED, 30% CTR, 1.8 CFI, DRP NIL DISC			654.00	1,417.00 CR
30/06/2023	Closing Balance				1,417.00 CR
<b>Pendal Group Limited</b>					
01/07/2022	Opening Balance				0.00
01/07/2022	PDL AUD 0.021 FRANKED, 30% CTR, 0.189 CFI, DRP SUSP			883.26	883.26 CR
15/12/2022	PDL AUD 0.035 FRANKED, 30% CTR, DRP SUSP			147.21	1,030.47 CR
30/06/2023	Closing Balance				1,030.47 CR
<b>Perpetual Limited</b>					
01/07/2022	Opening Balance				0.00
31/03/2023	PPT AUD 0.22 FRANKED, 30% CTR, NIL CFI, DRP NIL DISC			330.55	330.55 CR
30/06/2023	Closing Balance				330.55 CR
<b>Qbe Insurance Group Limited - Ordinary Fully Paid</b>					
01/07/2022	Opening Balance				0.00
23/09/2022	QBE AUD 0.009 FRANKED, 30% CTR, 0.081 CFI, DRP NIL D			58.50	58.50 CR
14/04/2023	QBE AUD 0.03 FRANKED, 30% CTR, 0.27 CFI, DRP NIL DIS			195.00	253.50 CR
30/06/2023	Closing Balance				253.50 CR
<b>Santos Limited</b>					
01/07/2022	Opening Balance				0.00
22/09/2022	STO USD 0.076, UNFRANKED, 0.076 CFI, DRP SUSP			347.15	347.15 CR
29/03/2023	STO USD 0.151, UNFRANKED, 0.151 CFI, DRP SUSP			710.49	1,057.64 CR
30/06/2023	Closing Balance				1,057.64 CR
<b>Sonic Healthcare Limited</b>					
01/07/2022	Opening Balance				0.00
21/09/2022	SHL AUD 0.6 FRANKED, 30% CTR, DRP SUSP			516.00	516.00 CR
22/03/2023	SHL AUD 0.42 FRANKED, 30% CTR, DRP SUSP			361.20	877.20 CR
30/06/2023	Closing Balance				877.20 CR
<b>Westpac Banking Corporation - Ordinary Fully Paid</b>					
01/07/2022	Opening Balance				0.00
20/12/2022	WBC AUD 0.64 FRANKED, 30% CTR, DRP NIL DISC			401.28	401.28 CR
27/06/2023	WBC AUD 0.7 FRANKED, 30% CTR, DRP NIL DISC			910.00	1,311.28 CR
30/06/2023	Closing Balance				1,311.28 CR
<b>Woodside Energy Group Ltd</b>					
01/07/2022	Opening Balance				0.00
06/10/2022	WDS USD 1.09, 1.09 FRANKED, 30% CTR, DRP NIL DISC			287.92	287.92 CR
05/04/2023	WDS USD 1.44, 1.44 FRANKED, 30% CTR, DRP SUSP			387.79	675.71 CR
30/06/2023	Closing Balance				675.71 CR
<b>Interest - Cash At Bank</b>					
<b>Macquarie Cash Management Account</b>					
01/07/2022	Opening Balance				0.00
30/12/2022	Interest			34.24	34.24 CR
31/01/2023	Interest			69.98	104.22 CR
28/02/2023	Interest			75.03	179.25 CR
31/03/2023	Interest			92.85	272.10 CR
28/04/2023	Interest			48.21	320.31 CR
31/05/2023	Interest			60.55	380.86 CR
30/06/2023	Interest			65.50	446.36 CR
30/06/2023	Closing Balance				446.36 CR

**Burnelek Super Fund**  
**General Ledger Account Movement**  
**For the period from 1 July 2022 to 30 June 2023**

Date	Description	Quantity	Debits	Credits	Balance
<b>Expenses</b>					
<b>Member Payments</b>					
<b>Lump Sums Paid - Mr Robert Burnelek</b>					
<b>Accumulation</b>					
01/07/2022	Opening Balance				0.00
21/11/2022	Div 293 tax		3,448.30		3,448.30 DR
30/06/2023	Closing Balance				3,448.30 DR
<b>Other Expenses</b>					
<b>Accountancy Fee</b>					
01/07/2022	Opening Balance				0.00
17/10/2022	R&B		1,980.00		1,980.00 DR
30/06/2023	Closing Balance				1,980.00 DR
<b>Auditor Fee</b>					
01/07/2022	Opening Balance				0.00
17/10/2022	Audit fee		330.00		330.00 DR
30/06/2023	Closing Balance				330.00 DR
<b>Fine</b>					
01/07/2022	Opening Balance				0.00
20/12/2022	ASIC		344.00		344.00 DR
30/06/2023	Closing Balance				344.00 DR
<b>Regulatory Fees</b>					
01/07/2022	Opening Balance				0.00
20/12/2022	ASIC		56.00		56.00 DR
24/04/2023	ASIC		59.00		115.00 DR
30/06/2023	Closing Balance				115.00 DR
<b>SMSF Supervisory Levy</b>					
01/07/2022	Opening Balance				0.00
30/06/2023	SMSF Supervisory Levy		259.00		259.00 DR
30/06/2023	Closing Balance				259.00 DR
<b>Investment Losses</b>					
<b>Realised Capital Losses - Shares in Listed Companies</b>					
<b>Pendal Group Limited</b>					
01/07/2022	Opening Balance				0.00
23/01/2023	PDL Takeover/Merger		2,738.51		2,738.51 DR
30/06/2023	Closing Balance				2,738.51 DR
<b>Income Tax</b>					
<b>Income Tax Expense</b>					
<b>Income Tax Expense</b>					
01/07/2022	Opening Balance				0.00
20/07/2022	Fund Income Tax		407.91		407.91 DR
22/08/2022	Fund Income Tax		291.69		699.60 DR
15/09/2022	Fund Income Tax		291.84		991.44 DR
10/10/2022	Fund Income Tax		291.84		1,283.28 DR
09/11/2022	Fund Income Tax		291.84		1,575.12 DR
20/11/2022	Change in provision for deferred tax		1,555.00		3,130.12 DR
20/11/2022	Fund Income Tax		900.18		4,030.30 DR
12/12/2022	Fund Income Tax		291.84		4,322.14 DR
23/01/2023	Fund Income Tax		437.76		4,759.90 DR
13/02/2023	Fund Income Tax		291.84		5,051.74 DR
14/03/2023	Fund Income Tax		291.84		5,343.58 DR
11/04/2023	Fund Income Tax		291.84		5,635.42 DR
08/05/2023	Fund Income Tax		291.84		5,927.26 DR
09/06/2023	Fund Income Tax		291.84		6,219.10 DR
30/06/2023	Change in provision for deferred tax		1,222.30		7,441.40 DR



**Burnelek Super Fund**  
**General Ledger Account Movement**  
**For the period from 1 July 2022 to 30 June 2023**

Date	Description	Quantity	Debits	Credits	Balance
<b>Income Tax</b>					
30/06/2023	Fund Income Tax		1,309.85		8,751.25 DR
30/06/2023	Closing Balance				8,751.25 DR
<b>Imputation Credits - Shares in Listed Companies</b>					
<b>Australia and New Zealand Banking Group Limited - Ordinary Fully Paid</b>					
01/07/2022	Opening Balance				0.00
01/07/2022	ANZ AUD 0.72 FRANKED, 30% CTR, DRP NIL DISC, BSP			220.63	220.63 CR
15/12/2022	ANZ AUD 0.74 FRANKED, 30% CTR, DRP NIL DISC, BSP			241.98	462.61 CR
30/06/2023	Closing Balance				462.61 CR
<b>BHP Group Limited - Fully Paid Ordinary</b>					
01/07/2022	Opening Balance				0.00
22/09/2022	BHP USD 1.75, 1.75 FRANKED, 30% CTR, DRP NIL DISC			1,093.65	1,093.65 CR
30/03/2023	BHP USD 0.9, 0.9 FRANKED, 30% CTR, DRP NIL DISC			584.42	1,678.07 CR
30/06/2023	Closing Balance				1,678.07 CR
<b>Brambles Limited - Ordinary Fully Paid</b>					
01/07/2022	Opening Balance				0.00
13/10/2022	BXB USD 0.12, 0.042 FRANKED, 30% CTR, 0.078 CFI, DRP			25.88	25.88 CR
13/04/2023	BXB USD 0.1225, 0.042875 FRANKED, 30% CTR, 0.079625			26.50	52.38 CR
30/06/2023	Closing Balance				52.38 CR
<b>Challenger Limited</b>					
01/07/2022	Opening Balance				0.00
21/09/2022	CGF AUD 0.115 FRANKED, 30% CTR, DRP			98.57	98.57 CR
21/03/2023	CGF AUD 0.12 FRANKED, 30% CTR, DRP NIL DISC			102.86	201.43 CR
30/06/2023	Closing Balance				201.43 CR
<b>Macquarie Group Limited</b>					
01/07/2022	Opening Balance				0.00
04/07/2022	MQG AUD 1.4 FRANKED, 30% CTR, 2.1 CFI, DRP 1.5% DIS			130.80	130.80 CR
13/12/2022	MQG AUD 1.2 FRANKED, 30% CTR, 1.8 CFI, DRP NIL DISC			112.11	242.91 CR
30/06/2023	Closing Balance				242.91 CR
<b>Pendal Group Limited</b>					
01/07/2022	Opening Balance				0.00
01/07/2022	PDL AUD 0.021 FRANKED, 30% CTR, 0.189 CFI, DRP SUSP			37.86	37.86 CR
15/12/2022	PDL AUD 0.035 FRANKED, 30% CTR, DRP SUSP			63.09	100.95 CR
30/06/2023	Closing Balance				100.95 CR
<b>Perpetual Limited</b>					
01/07/2022	Opening Balance				0.00
31/03/2023	PPT AUD 0.22 FRANKED, 30% CTR, NIL CFI, DRP NIL DISC			56.67	56.67 CR
30/06/2023	Closing Balance				56.67 CR
<b>Qbe Insurance Group Limited - Ordinary Fully Paid</b>					
01/07/2022	Opening Balance				0.00
23/09/2022	QBE AUD 0.009 FRANKED, 30% CTR, 0.081 CFI, DRP NIL D			2.51	2.51 CR
14/04/2023	QBE AUD 0.03 FRANKED, 30% CTR, 0.27 CFI, DRP NIL DIS			8.36	10.87 CR
30/06/2023	Closing Balance				10.87 CR
<b>Sonic Healthcare Limited</b>					
01/07/2022	Opening Balance				0.00
21/09/2022	SHL AUD 0.6 FRANKED, 30% CTR, DRP SUSP			221.14	221.14 CR
22/03/2023	SHL AUD 0.42 FRANKED, 30% CTR, DRP SUSP			154.80	375.94 CR
30/06/2023	Closing Balance				375.94 CR

**Burnelek Super Fund**  
**General Ledger Account Movement**  
**For the period from 1 July 2022 to 30 June 2023**

Date	Description	Quantity	Debits	Credits	Balance
<b>Income Tax</b>					
<b>Westpac Banking Corporation - Ordinary Fully Paid</b>					
01/07/2022	Opening Balance				0.00
20/12/2022	WBC AUD 0.64 FRANKED, 30% CTR, DRP NIL DISC			171.98	171.98 CR
27/06/2023	WBC AUD 0.7 FRANKED, 30% CTR, DRP NIL DISC			390.00	561.98 CR
30/06/2023	Closing Balance				561.98 CR
<b>Woodside Energy Group Ltd</b>					
01/07/2022	Opening Balance				0.00
06/10/2022	WDS USD 1.09, 1.09 FRANKED, 30% CTR, DRP NIL DISC			123.39	123.39 CR
05/04/2023	WDS USD 1.44, 1.44 FRANKED, 30% CTR, DRP SUSP			166.20	289.59 CR
30/06/2023	Closing Balance				289.59 CR
<b>Imputation Credits - Stapled Securities</b>					
<b>Goodman Group - Fully Paid Ordinary/Units Stapled Securities</b>					
01/07/2022	Opening Balance				0.00
30/06/2023	Distribution - Tax Statement			0.13	0.13 CR
30/06/2023	Distribution - Tax Statement			0.52	0.65 CR
30/06/2023	Distribution - Tax Statement			0.78	1.43 CR
30/06/2023	Closing Balance				1.43 CR
<b>Assets</b>					
<b>Investments - Magellan Global Fund. - Option Expiring 01-Mar-2024 Deferred</b>					
01/07/2022	Opening Balance	4,950.00000			24.75 DR
20/11/2022	Market Value Adjustment			14.85	9.90 DR
30/06/2023	Market Value Adjustment		49.50		59.40 DR
30/06/2023	Closing Balance	4,950.00000			59.40 DR
<b>Investments - ANZR</b>					
01/07/2022	Opening Balance	0.00000			0.00
28/07/2022	ANZR to ANZ; 1:15 ACCELERATED - PAITREO OF ORD SH/	6.00000			0.00 CR
28/07/2022	ANZR to ANZ; 1:15 ACCELERATED - PAITREO OF ORD SH/	42.00000			0.00 CR
25/08/2022	ANZR to ANZ; 1:15 ACCELERATED - PAITREO OF ORD SH/	-48.00000			0.00 CR
30/06/2023	Closing Balance	0.00000			0.00
<b>Investments - Australia and New Zealand Banking Group Limited - Ordinary Fully Paid</b>					
01/07/2022	Opening Balance	715.00000			15,751.45 DR
25/08/2022	ANZR to ANZ; 1:15 ACCELERATED - PAITREO OF ORD SH/	48.00000			15,751.45 DR
25/08/2022	ANZR to ANZ; 1:15 ACCELERATED - PAITREO OF ORD SH/		907.20		16,658.65 DR
20/11/2022	Market Value Adjustment		2,034.85		18,693.50 DR
03/04/2023	Purchase of 637 of ANZ @ \$23.404992	637.00000	15,072.98		33,766.48 DR
30/06/2023	Market Value Adjustment			572.48	33,194.00 DR
30/06/2023	Closing Balance	1,400.00000			33,194.00 DR
<b>Investments - BHP Group Limited - Fully Paid Ordinary</b>					
01/07/2022	Opening Balance	1,000.00000			41,250.00 DR
20/11/2022	Market Value Adjustment		2,690.00		43,940.00 DR
30/06/2023	Market Value Adjustment		1,050.00		44,990.00 DR
30/06/2023	Closing Balance	1,000.00000			44,990.00 DR
<b>Investments - Brambles Limited - Ordinary Fully Paid</b>					
01/07/2022	Opening Balance	1,000.00000			10,710.00 DR
20/11/2022	Market Value Adjustment		810.00		11,520.00 DR
30/06/2023	Market Value Adjustment		2,890.00		14,410.00 DR
30/06/2023	Closing Balance	1,000.00000			14,410.00 DR

**Burnelek Super Fund**  
**General Ledger Account Movement**  
**For the period from 1 July 2022 to 30 June 2023**

Date	Description	Quantity	Debits	Credits	Balance
<b>Assets</b>					
<b>Investments - Challenger Limited</b>					
01/07/2022	Opening Balance	2,000.00000			13,680.00 DR
20/11/2022	Market Value Adjustment		680.00		14,360.00 DR
30/06/2023	Market Value Adjustment			1,400.00	12,960.00 DR
30/06/2023	Closing Balance	2,000.00000			12,960.00 DR
<b>Investments - Macquarie Group Limited</b>					
01/07/2022	Opening Balance	218.00000			35,863.18 DR
20/11/2022	Market Value Adjustment		3,228.58		39,091.76 DR
30/06/2023	Market Value Adjustment			370.60	38,721.16 DR
30/06/2023	Closing Balance	218.00000			38,721.16 DR
<b>Investments - Pental Group Limited</b>					
01/07/2022	Opening Balance	4,206.00000			18,590.52 DR
20/11/2022	Market Value Adjustment		1,808.58		20,399.10 DR
23/01/2023	PDL Takeover/Merger			5,525.59	14,873.51 DR
23/01/2023	PDL Takeover/Merger			6,382.40	8,491.11 DR
23/01/2023	PDL Takeover/Merger	-4,206.00000		9,531.20	1,040.09 CR
23/01/2023	PDL Takeover/Merger			10,527.61	11,567.70 CR
30/06/2023	Market Value Adjustment		11,567.70		0.00 CR
30/06/2023	Closing Balance				0.00
<b>Investments - Perpetual Limited</b>					
01/07/2022	Opening Balance	0.00000			0.00
23/01/2023	PDL Takeover/Merger	127.00000	5,525.59		5,525.59 DR
23/01/2023	PDL Takeover/Merger	158.00000	6,382.40		11,907.99 DR
23/01/2023	PDL Takeover/Merger	316.00000	10,527.61		22,435.60 DR
30/06/2023	Market Value Adjustment			6,881.72	15,553.88 DR
30/06/2023	Closing Balance	601.00000			15,553.88 DR
<b>Investments - Qbe Insurance Group Limited - Ordinary Fully Paid</b>					
01/07/2022	Opening Balance	650.00000			7,897.50 DR
20/11/2022	Market Value Adjustment		162.50		8,060.00 DR
30/06/2023	Market Value Adjustment		2,125.50		10,185.50 DR
30/06/2023	Closing Balance	650.00000			10,185.50 DR
<b>Investments - Santos Limited</b>					
01/07/2022	Opening Balance	3,177.00000			23,573.34 DR
20/11/2022	Market Value Adjustment			127.08	23,446.26 DR
30/06/2023	Market Value Adjustment		444.78		23,891.04 DR
30/06/2023	Closing Balance	3,177.00000			23,891.04 DR
<b>Investments - Sonic Healthcare Limited</b>					
01/07/2022	Opening Balance	860.00000			28,388.60 DR
20/11/2022	Market Value Adjustment			954.60	27,434.00 DR
30/06/2023	Market Value Adjustment		3,156.20		30,590.20 DR
30/06/2023	Closing Balance	860.00000			30,590.20 DR
<b>Investments - Westpac Banking Corporation - Ordinary Fully Paid</b>					
01/07/2022	Opening Balance	627.00000			12,226.50 DR
20/11/2022	Market Value Adjustment		2,583.24		14,809.74 DR
03/04/2023	Purchase of 673 of WBC @ \$22.01	673.00000	14,975.67		29,785.41 DR
30/06/2023	Market Value Adjustment			2,043.41	27,742.00 DR
30/06/2023	Closing Balance	1,300.00000			27,742.00 DR

**Burnelek Super Fund**  
**General Ledger Account Movement**  
**For the period from 1 July 2022 to 30 June 2023**

Date	Description	Quantity	Debits	Credits	Balance
<b>Assets</b>					
<b>Investments - Woodside Energy Group Ltd</b>					
01/07/2022	Opening Balance	180.00000			5,731.20 DR
20/11/2022	Market Value Adjustment		1,089.00		6,820.20 DR
30/06/2023	Market Value Adjustment			621.00	6,199.20 DR
30/06/2023	Closing Balance	180.00000			6,199.20 DR
<b>Investments - Goodman Group - Fully Paid Ordinary/Units Stapled Securities</b>					
01/07/2022	Opening Balance	1,380.00000			24,619.20 DR
20/11/2022	Market Value Adjustment		717.60		25,336.80 DR
30/06/2023	Market Value Adjustment		2,359.80		27,696.60 DR
30/06/2023	Closing Balance	1,380.00000			27,696.60 DR
<b>Investments - Magellan Global Fund. - Ordinary Units Fully Paid Closed Class Def Set</b>					
01/07/2022	Opening Balance	9,900.00000			13,266.00 DR
20/11/2022	Market Value Adjustment		841.50		14,107.50 DR
30/06/2023	Market Value Adjustment		2,227.50		16,335.00 DR
30/06/2023	Closing Balance	9,900.00000			16,335.00 DR
<b>Cash At Bank - Bankwest 952920</b>					
01/07/2022	Opening Balance				23,378.30 DR
01/07/2022	Div ANZ		514.80		23,893.10 DR
01/07/2022	Div PDL		883.26		24,776.36 DR
04/07/2022	Div MQG		763.00		25,539.36 DR
20/07/2022	Quicksuper		2,719.41		28,258.77 DR
21/07/2022	Dist Magellan		362.34		28,621.11 DR
25/07/2022	ITO			480.00	28,141.11 DR
29/07/2022	ANZ			907.20	27,233.91 DR
22/08/2022	Quicksuper		1,944.59		29,178.50 DR
25/08/2022	Div GMG		207.00		29,385.50 DR
15/09/2022	Quick super		1,945.58		31,331.08 DR
21/09/2022	Div Challenger		230.00		31,561.08 DR
21/09/2022	Div Santos		347.15		31,908.23 DR
21/09/2022	Div Sonic		516.00		32,424.23 DR
23/09/2022	ATO		911.29		33,335.52 DR
23/09/2022	Div BHP		2,551.84		35,887.36 DR
23/09/2022	Div QBE		58.50		35,945.86 DR
06/10/2022	Div WDS		287.92		36,233.78 DR
10/10/2022	Quicksuper		1,945.58		38,179.36 DR
13/10/2022	Div BXB		172.50		38,351.86 DR
17/10/2022	ATO			489.00	37,862.86 DR
17/10/2022	Audit fee			330.00	37,532.86 DR
17/10/2022	R&B			1,980.00	35,552.86 DR
09/11/2022	Quicksuper		1,945.58		37,498.44 DR
21/11/2022	Div 293 tax			3,448.30	34,050.14 DR
12/12/2022	Quicksuper		1,945.58		35,995.72 DR
12/12/2022	Transfer			20,000.00	15,995.72 DR
19/12/2022	Transfer			15,990.00	5.72 DR
18/01/2023	Dist Magellan		362.34		368.06 DR
31/03/2023	Div PPT		330.55		698.61 DR
03/04/2023	Transfer		30,000.00		30,698.61 DR
05/04/2023	Buy shares			30,048.65	649.96 DR
13/04/2023	Div BXB		176.70		826.66 DR
15/05/2023	Transfer			826.66	0.00 CR
30/06/2023	Closing Balance				0.00

**Burnelek Super Fund**  
**General Ledger Account Movement**  
**For the period from 1 July 2022 to 30 June 2023**

Date	Description	Quantity	Debits	Credits	Balance
<b>Assets</b>					
<b>Cash At Bank - Macquarie Cash Management Account</b>					
01/07/2022	Opening Balance				0.00
12/12/2022	Transfer		20,000.00		20,000.00 DR
13/12/2022	Div MQG		654.00		20,654.00 DR
15/12/2022	Div PDL		147.21		20,801.21 DR
16/12/2022	Transfer		15,990.00		36,791.21 DR
20/12/2022	ASIC			400.00	36,391.21 DR
20/12/2022	Div WBC		401.28		36,792.49 DR
30/12/2022	Interest		34.24		36,826.73 DR
13/01/2023	Div ANZ		564.62		37,391.35 DR
23/01/2023	Dist PPT		6,792.69		44,184.04 DR
23/01/2023	Quicksuper		2,918.37		47,102.41 DR
31/01/2023	Interest		69.98		47,172.39 DR
13/02/2023	Quicksuper		1,945.58		49,117.97 DR
24/02/2023	Dist GMG		207.00		49,324.97 DR
28/02/2023	Interest		75.03		49,400.00 DR
14/03/2023	Quicksuper		1,945.58		51,345.58 DR
21/03/2023	Dist Challenger		240.00		51,585.58 DR
22/03/2023	Div Sonic		361.20		51,946.78 DR
29/03/2023	Div Santos		710.49		52,657.27 DR
30/03/2023	Div BHP		1,363.64		54,020.91 DR
31/03/2023	Interest		92.85		54,113.76 DR
03/04/2023	Transfer			30,000.00	24,113.76 DR
05/04/2023	Div WDS		387.79		24,501.55 DR
11/04/2023	Quicksuper		1,945.58		26,447.13 DR
14/04/2023	Div QBE		195.00		26,642.13 DR
24/04/2023	ASIC			59.00	26,583.13 DR
28/04/2023	Interest		48.21		26,631.34 DR
08/05/2023	Quicksuper		1,945.58		28,576.92 DR
15/05/2023	Transfer		826.66		29,403.58 DR
31/05/2023	Interest		60.55		29,464.13 DR
09/06/2023	Quicksuper		1,945.58		31,409.71 DR
27/06/2023	Div WBC		910.00		32,319.71 DR
30/06/2023	Interest		65.50		32,385.21 DR
30/06/2023	Closing Balance				32,385.21 DR
<b>Other Assets - Unsettled Trades</b>					
<b>Acquisitions - Shares in Listed Companies</b>					
<b>Australia and New Zealand Banking Group Limited - Ordinary Fully Paid</b>					
01/07/2022	Opening Balance				0.00
29/07/2022	ANZR to ANZ; 1:15 ACCELERATED - PAITREO OF ORD SH/		907.20		907.20 DR
25/08/2022	ANZR to ANZ; 1:15 ACCELERATED - PAITREO OF ORD SH/			907.20	0.00 CR
03/04/2023	Purchase of 637 of ANZ @ \$23.404992			15,072.98	15,072.98 CR
05/04/2023	Purchase of 637 of ANZ @ \$23.404992		15,072.98		0.00 CR
30/06/2023	Closing Balance				0.00
<b>Westpac Banking Corporation - Ordinary Fully Paid</b>					
01/07/2022	Opening Balance				0.00
03/04/2023	Purchase of 673 of WBC @ \$22.01			14,975.67	14,975.67 CR
05/04/2023	Purchase of 673 of WBC @ \$22.01		14,975.67		0.00 CR
30/06/2023	Closing Balance				0.00
<b>Disposals - Shares in Listed Companies</b>					
<b>Pendal Group Limited</b>					
01/07/2022	Opening Balance				0.00
23/01/2023	PDL Takeover/Merger			6,792.69	6,792.69 CR
23/01/2023	PDL Takeover/Merger		6,792.69		0.00 CR
30/06/2023	Closing Balance				0.00

**Burnelek Super Fund**  
**General Ledger Account Movement**  
**For the period from 1 July 2022 to 30 June 2023**

Date	Description	Quantity	Debits	Credits	Balance
<b>Assets</b>					
<b>Other Assets - Receivables</b>					
<b>Investment Income Receivable - Distributions - Stapled Securities</b>					
<b>Goodman Group - Fully Paid Ordinary/Units Stapled Securities</b>					
01/07/2022	Opening Balance				172.50 DR
25/08/2022	GMG AUD EST 0.15			172.50	0.00 CR
25/08/2022	Investment Income			34.50	34.50 CR
25/08/2022	Investment Income		34.50		0.00 CR
29/12/2022	GMG Distribution - Cash		207.00		207.00 DR
24/02/2023	GMG Distribution - Cash			207.00	0.00 CR
29/06/2023	GMG AUD 0.002412435 FRANKED, 30% CTR		138.00		138.00 DR
30/06/2023	Closing Balance				138.00 DR
<b>Investment Income Receivable - Distributions - Units In Listed Unit Trusts</b>					
<b>Magellan Global Fund. - Ordinary Units Fully Paid Closed Class Def Set</b>					
01/07/2022	Opening Balance				362.34 DR
21/07/2022	MGF AUD DRP SUSP			362.34	0.00 CR
03/01/2023	MGF AUD DRP SUSP		362.34		362.34 DR
18/01/2023	MGF AUD DRP SUSP			362.34	0.00 CR
30/06/2023	MGF AUD DRP SUSP		365.31		365.31 DR
30/06/2023	Closing Balance				365.31 DR
<b>Investment Income Receivable - Dividends - Shares in Listed Companies</b>					
<b>Australia and New Zealand Banking Group Limited - Ordinary Fully Paid</b>					
01/07/2022	Opening Balance				0.00
01/07/2022	ANZ AUD 0.72 FRANKED, 30% CTR, DRP NIL DISC, BSP			514.80	514.80 CR
01/07/2022	ANZ AUD 0.72 FRANKED, 30% CTR, DRP NIL DISC, BSP		514.80		0.00 CR
15/12/2022	ANZ AUD 0.74 FRANKED, 30% CTR, DRP NIL DISC, BSP		564.62		564.62 DR
13/01/2023	ANZ AUD 0.74 FRANKED, 30% CTR, DRP NIL DISC, BSP			564.62	0.00 CR
30/06/2023	Closing Balance				0.00
<b>BHP Group Limited - Fully Paid Ordinary</b>					
01/07/2022	Opening Balance				0.00
22/09/2022	BHP USD 1.75, 1.75 FRANKED, 30% CTR, DRP NIL DISC		2,551.84		2,551.84 DR
23/09/2022	BHP USD 1.75, 1.75 FRANKED, 30% CTR, DRP NIL DISC			2,551.84	0.00 CR
30/03/2023	BHP USD 0.9, 0.9 FRANKED, 30% CTR, DRP NIL DISC			1,363.64	1,363.64 CR
30/03/2023	BHP USD 0.9, 0.9 FRANKED, 30% CTR, DRP NIL DISC		1,363.64		0.00 CR
30/06/2023	Closing Balance				0.00
<b>Brambles Limited - Ordinary Fully Paid</b>					
01/07/2022	Opening Balance				0.00
13/10/2022	BXB USD 0.12, 0.042 FRANKED, 30% CTR, 0.078 CFI, DRP			172.50	172.50 CR
13/10/2022	BXB USD 0.12, 0.042 FRANKED, 30% CTR, 0.078 CFI, DRP		172.50		0.00 CR
13/04/2023	BXB USD 0.1225, 0.042875 FRANKED, 30% CTR, 0.079625			176.70	176.70 CR
13/04/2023	BXB USD 0.1225, 0.042875 FRANKED, 30% CTR, 0.079625		176.70		0.00 CR
30/06/2023	Closing Balance				0.00
<b>Challenger Limited</b>					
01/07/2022	Opening Balance				0.00
21/09/2022	CGF AUD 0.115 FRANKED, 30% CTR, DRP			230.00	230.00 CR
21/09/2022	CGF AUD 0.115 FRANKED, 30% CTR, DRP		230.00		0.00 CR
21/03/2023	CGF AUD 0.12 FRANKED, 30% CTR, DRP NIL DISC			240.00	240.00 CR
21/03/2023	CGF AUD 0.12 FRANKED, 30% CTR, DRP NIL DISC		240.00		0.00 CR
30/06/2023	Closing Balance				0.00

**Burnelek Super Fund**  
**General Ledger Account Movement**  
**For the period from 1 July 2022 to 30 June 2023**

Date	Description	Quantity	Debits	Credits	Balance
<b>Assets</b>					
<b>Macquarie Group Limited</b>					
01/07/2022	Opening Balance				0.00
04/07/2022	MQG AUD 1.4 FRANKED, 30% CTR, 2.1 CFI, DRP 1.5% DIS			763.00	763.00 CR
04/07/2022	MQG AUD 1.4 FRANKED, 30% CTR, 2.1 CFI, DRP 1.5% DIS		763.00		0.00 CR
13/12/2022	MQG AUD 1.2 FRANKED, 30% CTR, 1.8 CFI, DRP NIL DISC			654.00	654.00 CR
13/12/2022	MQG AUD 1.2 FRANKED, 30% CTR, 1.8 CFI, DRP NIL DISC		654.00		0.00 CR
30/06/2023	Closing Balance				0.00
<b>Pendal Group Limited</b>					
01/07/2022	Opening Balance				0.00
01/07/2022	PDL AUD 0.021 FRANKED, 30% CTR, 0.189 CFI, DRP SUSF			883.26	883.26 CR
01/07/2022	PDL AUD 0.021 FRANKED, 30% CTR, 0.189 CFI, DRP SUSF		883.26		0.00 CR
15/12/2022	PDL AUD 0.035 FRANKED, 30% CTR, DRP SUSP			147.21	147.21 CR
15/12/2022	PDL AUD 0.035 FRANKED, 30% CTR, DRP SUSP		147.21		0.00 CR
30/06/2023	Closing Balance				0.00
<b>Perpetual Limited</b>					
01/07/2022	Opening Balance				0.00
31/03/2023	PPT AUD 0.22 FRANKED, 30% CTR, NIL CFI, DRP NIL DISC			330.55	330.55 CR
31/03/2023	PPT AUD 0.22 FRANKED, 30% CTR, NIL CFI, DRP NIL DISC		330.55		0.00 CR
30/06/2023	Closing Balance				0.00
<b>Qbe Insurance Group Limited - Ordinary Fully Paid</b>					
01/07/2022	Opening Balance				0.00
23/09/2022	QBE AUD 0.009 FRANKED, 30% CTR, 0.081 CFI, DRP NIL D			58.50	58.50 CR
23/09/2022	QBE AUD 0.009 FRANKED, 30% CTR, 0.081 CFI, DRP NIL D		58.50		0.00 CR
14/04/2023	QBE AUD 0.03 FRANKED, 30% CTR, 0.27 CFI, DRP NIL DIS			195.00	195.00 CR
14/04/2023	QBE AUD 0.03 FRANKED, 30% CTR, 0.27 CFI, DRP NIL DIS		195.00		0.00 CR
30/06/2023	Closing Balance				0.00
<b>Santos Limited</b>					
01/07/2022	Opening Balance				0.00
21/09/2022	STO USD 0.076, UNFRANKED, 0.076 CFI, DRP SUSP			347.15	347.15 CR
22/09/2022	STO USD 0.076, UNFRANKED, 0.076 CFI, DRP SUSP		347.15		0.00 CR
29/03/2023	STO USD 0.151, UNFRANKED, 0.151 CFI, DRP SUSP			710.49	710.49 CR
29/03/2023	STO USD 0.151, UNFRANKED, 0.151 CFI, DRP SUSP		710.49		0.00 CR
30/06/2023	Closing Balance				0.00
<b>Sonic Healthcare Limited</b>					
01/07/2022	Opening Balance				0.00
21/09/2022	SHL AUD 0.6 FRANKED, 30% CTR, DRP SUSP			516.00	516.00 CR
21/09/2022	SHL AUD 0.6 FRANKED, 30% CTR, DRP SUSP		516.00		0.00 CR
22/03/2023	SHL AUD 0.42 FRANKED, 30% CTR, DRP SUSP			361.20	361.20 CR
22/03/2023	SHL AUD 0.42 FRANKED, 30% CTR, DRP SUSP		361.20		0.00 CR
30/06/2023	Closing Balance				0.00
<b>Westpac Banking Corporation - Ordinary Fully Paid</b>					
01/07/2022	Opening Balance				0.00
20/12/2022	WBC AUD 0.64 FRANKED, 30% CTR, DRP NIL DISC			401.28	401.28 CR
20/12/2022	WBC AUD 0.64 FRANKED, 30% CTR, DRP NIL DISC		401.28		0.00 CR
27/06/2023	WBC AUD 0.7 FRANKED, 30% CTR, DRP NIL DISC			910.00	910.00 CR
27/06/2023	WBC AUD 0.7 FRANKED, 30% CTR, DRP NIL DISC		910.00		0.00 CR
30/06/2023	Closing Balance				0.00
<b>Woodside Energy Group Ltd</b>					
01/07/2022	Opening Balance				0.00
06/10/2022	WDS USD 1.09, 1.09 FRANKED, 30% CTR, DRP NIL DISC			287.92	287.92 CR
06/10/2022	WDS USD 1.09, 1.09 FRANKED, 30% CTR, DRP NIL DISC		287.92		0.00 CR
05/04/2023	WDS USD 1.44, 1.44 FRANKED, 30% CTR, DRP SUSP			387.79	387.79 CR
05/04/2023	WDS USD 1.44, 1.44 FRANKED, 30% CTR, DRP SUSP		387.79		0.00 CR
30/06/2023	Closing Balance				0.00

**Burnelek Super Fund**  
**General Ledger Account Movement**  
**For the period from 1 July 2022 to 30 June 2023**

Date	Description	Quantity	Debits	Credits	Balance
<b>Assets</b>					
<b>Investment Income Receivable - Interest - Cash At Bank</b>					
<b>Macquarie Cash Management Account</b>					
01/07/2022	Opening Balance				0.00
30/12/2022	Interest			34.24	34.24 CR
30/12/2022	Interest		34.24		0.00 CR
31/01/2023	Interest			69.98	69.98 CR
31/01/2023	Interest		69.98		0.00 CR
28/02/2023	Interest			75.03	75.03 CR
28/02/2023	Interest		75.03		0.00 CR
31/03/2023	Interest			92.85	92.85 CR
31/03/2023	Interest		92.85		0.00 CR
28/04/2023	Interest			48.21	48.21 CR
28/04/2023	Interest		48.21		0.00 CR
31/05/2023	Interest			60.55	60.55 CR
31/05/2023	Interest		60.55		0.00 CR
30/06/2023	Interest			65.50	65.50 CR
30/06/2023	Interest		65.50		0.00 CR
30/06/2023	Closing Balance				0.00
<b>Member Income Receivable - Contributions</b>					
<b>Mr Robert Burnelek</b>					
01/07/2022	Opening Balance				0.00
20/07/2022	Contribution Received			2,719.41	2,719.41 CR
20/07/2022	Employer Contribution: ANGLICARE		2,719.41		0.00 CR
22/08/2022	Contribution Received			1,944.59	1,944.59 CR
22/08/2022	Employer Contribution: ANGLICARE		1,944.59		0.00 CR
15/09/2022	Contribution Received			1,945.58	1,945.58 CR
15/09/2022	Employer Contribution: ANGLICARE		1,945.58		0.00 CR
10/10/2022	Contribution Received			1,945.58	1,945.58 CR
10/10/2022	Employer Contribution: ANGLICARE		1,945.58		0.00 CR
09/11/2022	Contribution Received			1,945.58	1,945.58 CR
09/11/2022	Employer Contribution: ANGLICARE		1,945.58		0.00 CR
12/12/2022	Contribution Received			1,945.58	1,945.58 CR
12/12/2022	Employer Contribution: ANGLICARE		1,945.58		0.00 CR
23/01/2023	Contribution Received			2,918.37	2,918.37 CR
23/01/2023	Employer Contribution: ANGLICARE		2,918.37		0.00 CR
13/02/2023	Contribution Received			1,945.58	1,945.58 CR
13/02/2023	Employer Contribution: ANGLICARE		1,945.58		0.00 CR
14/03/2023	Contribution Received			1,945.58	1,945.58 CR
14/03/2023	Employer Contribution: ANGLICARE		1,945.58		0.00 CR
11/04/2023	Contribution Received			1,945.58	1,945.58 CR
11/04/2023	Employer Contribution: ANGLICARE		1,945.58		0.00 CR
08/05/2023	Contribution Received			1,945.58	1,945.58 CR
08/05/2023	Employer Contribution: ANGLICARE		1,945.58		0.00 CR
09/06/2023	Contribution Received			1,945.58	1,945.58 CR
09/06/2023	Employer Contribution: ANGLICARE		1,945.58		0.00 CR
30/06/2023	Closing Balance				0.00
<b>Other Assets - Deferred Tax Assets</b>					
<b>Carried Forward Capital Losses</b>					
01/07/2022	Opening Balance				6,115.90 DR
30/06/2023	Change In Carry Forward Loss		1.00		6,116.90 DR
30/06/2023	Closing Balance				6,116.90 DR



**Burnelek Super Fund**  
**General Ledger Account Movement**  
**For the period from 1 July 2022 to 30 June 2023**

Date	Description	Quantity	Debits	Credits	Balance
<b>Liabilities</b>					
<b>Other Creditors and Accruals</b>					
<b>Accountancy Fee</b>					
01/07/2022	Opening Balance				0.00
17/10/2022	R&B			1,980.00	1,980.00 CR
17/10/2022	R&B		1,980.00		0.00 CR
30/06/2023	Closing Balance				0.00
<b>Auditor Fee</b>					
01/07/2022	Opening Balance				0.00
17/10/2022	Audit fee			330.00	330.00 CR
17/10/2022	Audit fee		330.00		0.00 CR
30/06/2023	Closing Balance				0.00
<b>Fine</b>					
01/07/2022	Opening Balance				0.00
20/12/2022	ASIC			344.00	344.00 CR
20/12/2022	ASIC		344.00		0.00 CR
30/06/2023	Closing Balance				0.00
<b>Regulatory Fees</b>					
01/07/2022	Opening Balance				0.00
20/12/2022	ASIC			56.00	56.00 CR
20/12/2022	ASIC		56.00		0.00 CR
24/04/2023	ASIC			59.00	59.00 CR
24/04/2023	ASIC		59.00		0.00 CR
30/06/2023	Closing Balance				0.00
<b>SMSF Supervisory Levy</b>					
01/07/2022	Opening Balance				259.00 CR
19/09/2022	SMSF Supervisory Levy		259.00		0.00 CR
30/06/2023	SMSF Supervisory Levy			259.00	259.00 CR
30/06/2023	Closing Balance				259.00 CR
<b>Member Payments</b>					
<b>Lump Sums Paid - Mr Robert Burnelek</b>					
<b>Accumulation</b>					
01/07/2022	Opening Balance				0.00
21/11/2022	Div 293 tax			3,448.30	3,448.30 CR
21/11/2022	Rollover Out - Paid		3,448.30		0.00 CR
30/06/2023	Closing Balance				0.00
<b>Income Tax Suspense</b>					
01/07/2022	Opening Balance				0.00
19/09/2022	Fund Income Tax Payment			259.00	259.00 CR
19/09/2022	Fund Income Tax Payment			346.00	605.00 CR
19/09/2022	Fund Income Tax Payment		1,516.29		911.29 DR
23/09/2022	Fund Income Tax Payment			911.29	0.00 CR
30/06/2023	Closing Balance				0.00
<b>Income Tax Payable</b>					
01/07/2022	Opening Balance				0.00
01/07/2022	Fund Tax Finalisation		1,516.29		1,516.29 DR
19/09/2022	Fund Income Tax Payment			1,516.29	0.00 CR
30/06/2023	Closing Balance				0.00

**Burnelek Super Fund**  
**General Ledger Account Movement**  
**For the period from 1 July 2022 to 30 June 2023**

Date	Description	Quantity	Debits	Credits	Balance
<b>Liabilities</b>					
<b>Provision for Income Tax</b>					
01/07/2022	Opening Balance				6,585.30 CR
01/07/2022	Fund Tax Finalisation		6,585.30		0.00 CR
20/07/2022	Tax Effect Of Income			407.91	407.91 CR
22/08/2022	Tax Effect Of Income			291.69	699.60 CR
15/09/2022	Tax Effect Of Income			291.84	991.44 CR
10/10/2022	Tax Effect Of Income			291.84	1,283.28 CR
09/11/2022	Tax Effect Of Income			291.84	1,575.12 CR
20/11/2022	Tax Effect Of Income			900.18	2,475.30 CR
12/12/2022	Tax Effect Of Income			291.84	2,767.14 CR
23/01/2023	Tax Effect Of Income			437.76	3,204.90 CR
13/02/2023	Tax Effect Of Income			291.84	3,496.74 CR
14/03/2023	Tax Effect Of Income			291.84	3,788.58 CR
11/04/2023	Tax Effect Of Income			291.84	4,080.42 CR
08/05/2023	Tax Effect Of Income			291.84	4,372.26 CR
09/06/2023	Tax Effect Of Income			291.84	4,664.10 CR
30/06/2023	Tax Effect Of Income			1,309.85	5,973.95 CR
30/06/2023	Closing Balance				5,973.95 CR
<b>Franking Credits - Shares in Listed Companies</b>					
<b>Australia and New Zealand Banking Group Limited - Ordinary Fully Paid</b>					
01/07/2022	Opening Balance				435.13 DR
01/07/2022	ANZ AUD 0.72 FRANKED, 30% CTR, DRP NIL DISC, BSP		220.63		655.76 DR
01/07/2022	Fund Tax Finalisation			435.13	220.63 DR
15/12/2022	ANZ AUD 0.74 FRANKED, 30% CTR, DRP NIL DISC, BSP		241.98		462.61 DR
30/06/2023	Closing Balance				462.61 DR
<b>BHP Group Limited - Fully Paid Ordinary</b>					
01/07/2022	Opening Balance				4,351.13 DR
01/07/2022	Fund Tax Finalisation			4,351.13	0.00 CR
22/09/2022	BHP USD 1.75, 1.75 FRANKED, 30% CTR, DRP NIL DISC		1,093.65		1,093.65 DR
30/03/2023	BHP USD 0.9, 0.9 FRANKED, 30% CTR, DRP NIL DISC		584.42		1,678.07 DR
30/06/2023	Closing Balance				1,678.07 DR
<b>Brambles Limited - Ordinary Fully Paid</b>					
01/07/2022	Opening Balance				37.67 DR
01/07/2022	Fund Tax Finalisation			37.67	0.00 CR
13/10/2022	BXB USD 0.12, 0.042 FRANKED, 30% CTR, 0.078 CFI, DRP		25.88		25.88 DR
13/04/2023	BXB USD 0.1225, 0.042875 FRANKED, 30% CTR, 0.079625		26.50		52.38 DR
30/06/2023	Closing Balance				52.38 DR
<b>Challenger Limited</b>					
01/07/2022	Opening Balance				188.57 DR
01/07/2022	Fund Tax Finalisation			188.57	0.00 CR
21/09/2022	CGF AUD 0.115 FRANKED, 30% CTR, DRP		98.57		98.57 DR
21/03/2023	CGF AUD 0.12 FRANKED, 30% CTR, DRP NIL DISC		102.86		201.43 DR
30/06/2023	Closing Balance				201.43 DR
<b>Macquarie Group Limited</b>					
01/07/2022	Opening Balance				145.68 DR
01/07/2022	Fund Tax Finalisation			145.68	0.00 CR
04/07/2022	MQG AUD 1.4 FRANKED, 30% CTR, 2.1 CFI, DRP 1.5% DIS		130.80		130.80 DR
13/12/2022	MQG AUD 1.2 FRANKED, 30% CTR, 1.8 CFI, DRP NIL DISC		112.11		242.91 DR
30/06/2023	Closing Balance				242.91 DR

**Burnelek Super Fund**  
**General Ledger Account Movement**  
**For the period from 1 July 2022 to 30 June 2023**

Date	Description	Quantity	Debits	Credits	Balance
<b>Liabilities</b>					
<b>Pendal Group Limited</b>					
01/07/2022	Opening Balance				57.83 DR
01/07/2022	Fund Tax Finalisation			57.83	0.00 CR
01/07/2022	PDL AUD 0.021 FRANKED, 30% CTR, 0.189 CFI, DRP SUSP		37.86		37.86 DR
15/12/2022	PDL AUD 0.035 FRANKED, 30% CTR, DRP SUSP		63.09		100.95 DR
30/06/2023	Closing Balance				100.95 DR
<b>Perpetual Limited</b>					
01/07/2022	Opening Balance				0.00
31/03/2023	PPT AUD 0.22 FRANKED, 30% CTR, NIL CFI, DRP NIL DISC		56.67		56.67 DR
30/06/2023	Closing Balance				56.67 DR
<b>Qbe Insurance Group Limited - Ordinary Fully Paid</b>					
01/07/2022	Opening Balance				8.35 DR
01/07/2022	Fund Tax Finalisation			8.35	0.00 CR
23/09/2022	QBE AUD 0.009 FRANKED, 30% CTR, 0.081 CFI, DRP NIL D		2.51		2.51 DR
14/04/2023	QBE AUD 0.03 FRANKED, 30% CTR, 0.27 CFI, DRP NIL DIS		8.36		10.87 DR
30/06/2023	Closing Balance				10.87 DR
<b>Santos Limited</b>					
01/07/2022	Opening Balance				217.31 DR
01/07/2022	Fund Tax Finalisation			217.31	0.00 CR
30/06/2023	Closing Balance				0.00
<b>Sonic Healthcare Limited</b>					
01/07/2022	Opening Balance				279.19 DR
01/07/2022	Fund Tax Finalisation			279.19	0.00 CR
21/09/2022	SHL AUD 0.6 FRANKED, 30% CTR, DRP SUSP		221.14		221.14 DR
22/03/2023	SHL AUD 0.42 FRANKED, 30% CTR, DRP SUSP		154.80		375.94 DR
30/06/2023	Closing Balance				375.94 DR
<b>Westpac Banking Corporation - Ordinary Fully Paid</b>					
01/07/2022	Opening Balance				325.15 DR
01/07/2022	Fund Tax Finalisation			325.15	0.00 CR
20/12/2022	WBC AUD 0.64 FRANKED, 30% CTR, DRP NIL DISC		171.98		171.98 DR
27/06/2023	WBC AUD 0.7 FRANKED, 30% CTR, DRP NIL DISC		390.00		561.98 DR
30/06/2023	Closing Balance				561.98 DR
<b>Woodside Energy Group Ltd</b>					
01/07/2022	Opening Balance				0.00
06/10/2022	WDS USD 1.09, 1.09 FRANKED, 30% CTR, DRP NIL DISC		123.39		123.39 DR
05/04/2023	WDS USD 1.44, 1.44 FRANKED, 30% CTR, DRP SUSP		166.20		289.59 DR
30/06/2023	Closing Balance				289.59 DR
<b>Franking Credits - Stapled Securities</b>					
<b>Goodman Group - Fully Paid Ordinary/Units Stapled Securities</b>					
01/07/2022	Opening Balance				0.00
30/06/2023	Distribution - Tax Statement		0.13		0.13 DR
30/06/2023	Distribution - Tax Statement		0.52		0.65 DR
30/06/2023	Distribution - Tax Statement		0.78		1.43 DR
30/06/2023	Closing Balance				1.43 DR
<b>Foreign Tax Credits - Stapled Securities</b>					
<b>Goodman Group - Fully Paid Ordinary/Units Stapled Securities</b>					
01/07/2022	Opening Balance				2.17 DR
01/07/2022	Fund Tax Finalisation			2.17	0.00 CR
30/06/2023	Distribution - Tax Statement		0.20		0.20 DR
30/06/2023	Distribution - Tax Statement		0.77		0.97 DR
30/06/2023	Distribution - Tax Statement		1.16		2.13 DR
30/06/2023	Closing Balance				2.13 DR

**Burnelek Super Fund**  
**General Ledger Account Movement**  
**For the period from 1 July 2022 to 30 June 2023**

Date	Description	Quantity	Debits	Credits	Balance
<b>Liabilities</b>					
<b>Foreign Tax Credits - Units In Listed Unit Trusts</b>					
<b>Magellan Global Fund. - Ordinary Units Fully Paid Closed Class Def Set</b>					
01/07/2022	Opening Balance				37.81 DR
01/07/2022	Fund Tax Finalisation			37.81	0.00 CR
30/06/2023	Distribution - Tax Statement		0.57		0.57 DR
30/06/2023	Distribution - Tax Statement		38.79		39.36 DR
30/06/2023	Closing Balance				39.36 DR
<b>Income Tax Instalments Paid</b>					
01/07/2022	Opening Balance				1,919.00 DR
01/07/2022	Fund Tax Finalisation			1,919.00	0.00 CR
30/09/2022	ATO		489.00		489.00 DR
30/06/2023	Closing Balance				489.00 DR
<b>Change in Carried Forward Losses</b>					
01/07/2022	Opening Balance				96.60 DR
01/07/2022	Fund Tax Finalisation			96.60	0.00 CR
30/06/2023	Change In Carry Forward Loss			1.00	1.00 CR
30/06/2023	Closing Balance				1.00 CR
<b>Deferred Tax Liability</b>					
<b>Unrealised Gains/Losses</b>					
01/07/2022	Opening Balance				2,302.30 DR
20/11/2022	Change in provision for deferred tax			1,555.00	747.30 DR
30/06/2023	Change in provision for deferred tax			1,222.30	475.00 CR
30/06/2023	Closing Balance				475.00 CR
<b>Other Taxes Payable</b>					
<b>Activity Statement Payable/Refundable</b>					
01/07/2022	Opening Balance				826.00 CR
25/07/2022	Fund Activity Statement		480.00		346.00 CR
19/09/2022	Fund Activity Statement		346.00		0.00 CR
30/09/2022	ATO			489.00	489.00 CR
17/10/2022	ATO		489.00		0.00 CR
30/06/2023	Closing Balance				0.00
<b>Fund Suspense</b>					
<b>Bankwest 952920</b>					
01/07/2022	Opening Balance				0.00
01/07/2022	Div ANZ			514.80	514.80 CR
01/07/2022	Div ANZ		514.80		0.00 CR
01/07/2022	Div PDL			883.26	883.26 CR
01/07/2022	Div PDL		883.26		0.00 CR
04/07/2022	Div MQG			763.00	763.00 CR
04/07/2022	Div MQG		763.00		0.00 CR
20/07/2022	Quicksuper			2,719.41	2,719.41 CR
20/07/2022	Quicksuper		2,719.41		0.00 CR
21/07/2022	Dist Magellan			362.34	362.34 CR
21/07/2022	Dist Magellan		362.34		0.00 CR
25/07/2022	ITO			480.00	480.00 CR
25/07/2022	ITO		480.00		0.00 CR
29/07/2022	ANZ			907.20	907.20 CR
29/07/2022	ANZ		907.20		0.00 CR
22/08/2022	Quicksuper			1,944.59	1,944.59 CR
22/08/2022	Quicksuper		1,944.59		0.00 CR
25/08/2022	Div GMG			207.00	207.00 CR
25/08/2022	Div GMG		34.50		172.50 CR
25/08/2022	Div GMG		172.50		0.00 CR
15/09/2022	Quick super			1,945.58	1,945.58 CR
15/09/2022	Quick super		1,945.58		0.00 CR

**Burnelek Super Fund**  
**General Ledger Account Movement**  
**For the period from 1 July 2022 to 30 June 2023**

Date	Description	Quantity	Debits	Credits	Balance
<b>Liabilities</b>					
21/09/2022	Div Challenger			230.00	230.00 CR
21/09/2022	Div Challenger		230.00		0.00 CR
21/09/2022	Div Santos			347.15	347.15 CR
21/09/2022	Div Santos		347.15		0.00 CR
21/09/2022	Div Sonic			516.00	516.00 CR
21/09/2022	Div Sonic		516.00		0.00 CR
23/09/2022	ATO			911.29	911.29 CR
23/09/2022	ATO		911.29		0.00 CR
23/09/2022	Div BHP			2,551.84	2,551.84 CR
23/09/2022	Div BHP		2,551.84		0.00 CR
23/09/2022	Div QBE			58.50	58.50 CR
23/09/2022	Div QBE		58.50		0.00 CR
06/10/2022	Div WDS			287.92	287.92 CR
06/10/2022	Div WDS		287.92		0.00 CR
10/10/2022	Quicksuper			1,945.58	1,945.58 CR
10/10/2022	Quicksuper		1,945.58		0.00 CR
13/10/2022	Div BXB			172.50	172.50 CR
13/10/2022	Div BXB		172.50		0.00 CR
17/10/2022	ATO			489.00	489.00 CR
17/10/2022	ATO		489.00		0.00 CR
17/10/2022	Audit fee			330.00	330.00 CR
17/10/2022	Audit fee		330.00		0.00 CR
17/10/2022	R&B			1,980.00	1,980.00 CR
17/10/2022	R&B		1,980.00		0.00 CR
09/11/2022	Quicksuper			1,945.58	1,945.58 CR
09/11/2022	Quicksuper		1,945.58		0.00 CR
21/11/2022	Div 293 tax			3,448.30	3,448.30 CR
21/11/2022	Div 293 tax		3,448.30		0.00 CR
12/12/2022	Quicksuper			1,945.58	1,945.58 CR
12/12/2022	Quicksuper		1,945.58		0.00 CR
12/12/2022	Transfer			20,000.00	20,000.00 CR
12/12/2022	Transfer		20,000.00		0.00 CR
19/12/2022	Transfer			15,990.00	15,990.00 CR
19/12/2022	Transfer		15,990.00		0.00 CR
18/01/2023	Dist Magellan			362.34	362.34 CR
18/01/2023	Dist Magellan		362.34		0.00 CR
31/03/2023	Div PPT			330.55	330.55 CR
31/03/2023	Div PPT		330.55		0.00 CR
03/04/2023	Transfer			30,000.00	30,000.00 CR
03/04/2023	Transfer		30,000.00		0.00 CR
05/04/2023	Buy shares			14,975.67	14,975.67 CR
05/04/2023	Buy shares			15,072.98	30,048.65 CR
05/04/2023	Buy shares		30,048.65		0.00 CR
13/04/2023	Div BXB			176.70	176.70 CR
13/04/2023	Div BXB		176.70		0.00 CR
15/05/2023	Transfer			826.66	826.66 CR
15/05/2023	Transfer		826.66		0.00 CR
<b>30/06/2023</b>	<b>Closing Balance</b>				<b>0.00</b>
<b>Macquarie Cash Management Account</b>					
<b>01/07/2022</b>	<b>Opening Balance</b>				<b>0.00</b>
12/12/2022	Transfer			20,000.00	20,000.00 CR
12/12/2022	Transfer		20,000.00		0.00 CR
13/12/2022	Div MQG			654.00	654.00 CR
13/12/2022	Div MQG		654.00		0.00 CR
15/12/2022	Div PDL			147.21	147.21 CR
15/12/2022	Div PDL		147.21		0.00 CR
16/12/2022	Transfer			15,990.00	15,990.00 CR
19/12/2022	Transfer		15,990.00		0.00 CR
20/12/2022	ASIC			56.00	56.00 CR

**Burnelek Super Fund**  
**General Ledger Account Movement**  
**For the period from 1 July 2022 to 30 June 2023**

<b>Date</b>	<b>Description</b>	<b>Quantity</b>	<b>Debits</b>	<b>Credits</b>	<b>Balance</b>
<b>Liabilities</b>					
20/12/2022	ASIC			344.00	400.00 CR
20/12/2022	ASIC		400.00		0.00 CR
20/12/2022	Div WBC			401.28	401.28 CR
20/12/2022	Div WBC		401.28		0.00 CR
30/12/2022	Interest			34.24	34.24 CR
30/12/2022	Interest		34.24		0.00 CR
13/01/2023	Div ANZ			564.62	564.62 CR
13/01/2023	Div ANZ		564.62		0.00 CR
23/01/2023	Dist PPT			6,792.69	6,792.69 CR
23/01/2023	Dist PPT		6,792.69		0.00 CR
23/01/2023	Quicksuper			2,918.37	2,918.37 CR
23/01/2023	Quicksuper		2,918.37		0.00 CR
31/01/2023	Interest			69.98	69.98 CR
31/01/2023	Interest		69.98		0.00 CR
13/02/2023	Quicksuper			1,945.58	1,945.58 CR
13/02/2023	Quicksuper		1,945.58		0.00 CR
24/02/2023	Dist GMG			207.00	207.00 CR
24/02/2023	Dist GMG		207.00		0.00 CR
28/02/2023	Interest			75.03	75.03 CR
28/02/2023	Interest		75.03		0.00 CR
14/03/2023	Quicksuper			1,945.58	1,945.58 CR
14/03/2023	Quicksuper		1,945.58		0.00 CR
21/03/2023	Dist Challenger			240.00	240.00 CR
21/03/2023	Dist Challenger		240.00		0.00 CR
22/03/2023	Div Sonic			361.20	361.20 CR
22/03/2023	Div Sonic		361.20		0.00 CR
29/03/2023	Div Santos			710.49	710.49 CR
29/03/2023	Div Santos		710.49		0.00 CR
30/03/2023	Div BHP			1,363.64	1,363.64 CR
30/03/2023	Div BHP		1,363.64		0.00 CR
31/03/2023	Interest			92.85	92.85 CR
31/03/2023	Interest		92.85		0.00 CR
03/04/2023	Transfer			30,000.00	30,000.00 CR
03/04/2023	Transfer		30,000.00		0.00 CR
05/04/2023	Div WDS			387.79	387.79 CR
05/04/2023	Div WDS		387.79		0.00 CR
11/04/2023	Quicksuper			1,945.58	1,945.58 CR
11/04/2023	Quicksuper		1,945.58		0.00 CR
14/04/2023	Div QBE			195.00	195.00 CR
14/04/2023	Div QBE		195.00		0.00 CR
24/04/2023	ASIC			59.00	59.00 CR
24/04/2023	ASIC		59.00		0.00 CR
28/04/2023	Interest			48.21	48.21 CR
28/04/2023	Interest		48.21		0.00 CR
08/05/2023	Quicksuper			1,945.58	1,945.58 CR
08/05/2023	Quicksuper		1,945.58		0.00 CR
15/05/2023	Transfer			826.66	826.66 CR
15/05/2023	Transfer		826.66		0.00 CR
31/05/2023	Interest			60.55	60.55 CR
31/05/2023	Interest		60.55		0.00 CR
09/06/2023	Quicksuper			1,945.58	1,945.58 CR
09/06/2023	Quicksuper		1,945.58		0.00 CR
27/06/2023	Div WBC			910.00	910.00 CR
27/06/2023	Div WBC		910.00		0.00 CR
30/06/2023	Interest			65.50	65.50 CR
30/06/2023	Interest		65.50		0.00 CR
<b>30/06/2023</b>	<b>Closing Balance</b>				<b>0.00</b>

**Burnelek Super Fund**  
**General Ledger Account Movement**  
**For the period from 1 July 2022 to 30 June 2023**

Date	Description	Quantity	Debits	Credits	Balance
<b>Member Entitlements</b>					
<b>Member Entitlement Accounts</b>					
<b>Mr Robert Burnelek</b>					
<b>Accumulation</b>					
01/07/2022	Opening Balance				284,334.87 CR
20/07/2022	Contribution Tax Withheld		407.91		283,926.96 CR
20/07/2022	Employer Contribution: ANGLICARE			2,719.41	286,646.37 CR
22/08/2022	Contribution Tax Withheld		291.69		286,354.68 CR
22/08/2022	Employer Contribution: ANGLICARE			1,944.59	288,299.27 CR
15/09/2022	Contribution Tax Withheld		291.84		288,007.43 CR
15/09/2022	Employer Contribution: ANGLICARE			1,945.58	289,953.01 CR
10/10/2022	Contribution Tax Withheld		291.84		289,661.17 CR
10/10/2022	Employer Contribution: ANGLICARE			1,945.58	291,606.75 CR
09/11/2022	Contribution Tax Withheld		291.84		291,314.91 CR
09/11/2022	Employer Contribution: ANGLICARE			1,945.58	293,260.49 CR
20/11/2022	Contribution Tax			0.01	293,260.50 CR
20/11/2022	Income Taxes Allocated		500.76		292,759.74 CR
20/11/2022	Investment Profit or Loss			19,598.79	312,358.53 CR
21/11/2022	Div 293 tax		3,448.30		308,910.23 CR
12/12/2022	Contribution Tax Withheld		291.84		308,618.39 CR
12/12/2022	Employer Contribution: ANGLICARE			1,945.58	310,563.97 CR
23/01/2023	Contribution Tax Withheld		437.76		310,126.21 CR
23/01/2023	Employer Contribution: ANGLICARE			2,918.37	313,044.58 CR
13/02/2023	Contribution Tax Withheld		291.84		312,752.74 CR
13/02/2023	Employer Contribution: ANGLICARE			1,945.58	314,698.32 CR
14/03/2023	Contribution Tax Withheld		291.84		314,406.48 CR
14/03/2023	Employer Contribution: ANGLICARE			1,945.58	316,352.06 CR
11/04/2023	Contribution Tax Withheld		291.84		316,060.22 CR
11/04/2023	Employer Contribution: ANGLICARE			1,945.58	318,005.80 CR
08/05/2023	Contribution Tax Withheld		291.84		317,713.96 CR
08/05/2023	Employer Contribution: ANGLICARE			1,945.58	319,659.54 CR
09/06/2023	Contribution Tax Withheld		291.84		319,367.70 CR
09/06/2023	Employer Contribution: ANGLICARE			1,945.58	321,313.28 CR
30/06/2023	Contribution Tax			0.02	321,313.30 CR
30/06/2023	Income Taxes Allocated		451.77		320,861.53 CR
30/06/2023	Investment Profit or Loss			18,528.24	339,389.77 CR
30/06/2023	Closing Balance				339,389.77 CR

Client name	BURNELEK SUPER FUND	Fin Accounts Prepared by	Fiona Ludlam
Client code	BURNELEKSF	Date prepared	20-Nov-2023
Year ended	30-Jun-2023	Reviewed by	
SRN/HIN	X0087030369	Date reviewed	
Postcode	2768	<a href="#">Back to Cover</a>	

	WP Ref	Amount	Percentage
CASH AT BANK	<a href="#">E</a>	32,385.21	9.48%
LISTED INVESTMENTS	<a href="#">E1</a>	302,527.98	88.58%
UNLISTED INVESTMENTS	<a href="#">E2</a>	-	0.00%
PROPERTY	<a href="#">E3</a>	-	0.00%
RECEIVABLES	<a href="#">E</a>	503.31	0.15%
OTHER ASSETS	<a href="#">E</a>	6,116.90	1.79%
		<b>\$ 341,533.40</b>	<b>100.00%</b>

Total Assets per Balance Sheet

341,533.40

Variance (must be nil)

0.00



**Burnelek Super Fund**  
**Statement of Financial Position**  
**as at 30 June 2023**

	Note	2023 \$	2022 \$
<b>Assets</b>			
Investments			
Derivative Investments	6A	59.40	24.75
Shares in Listed Companies	6B	258,436.98	213,662.29
Stapled Securities	6C	27,696.60	24,619.20
Units In Listed Unit Trusts	6D	16,335.00	13,266.00
Other Assets			
Cash At Bank		32,385.21	23,378.30
Receivables		503.31	534.84
Deferred Tax Assets		6,116.90	6,115.90
<b>Total Assets</b>		<b>341,533.40</b>	<b>281,601.28</b>
<b>Liabilities</b>			
Other Creditors and Accruals		259.00	259.00
Income Tax Payable		1,409.63	(1,516.29)
Deferred Tax Liability		475.00	(2,302.30)
Other Taxes Payable		-	826.00
<b>Total Liabilities</b>		<b>2,143.63</b>	<b>(2,733.59)</b>
<b>Net Assets Available to Pay Benefits</b>		<b>339,389.77</b>	<b>284,334.87</b>
<i>Represented by:</i>			
<b>Liability for Accrued Benefits</b>	2		
Mr Robert Burnelek		339,389.77	284,334.87
<b>Total Liability for Accrued Benefits</b>		<b>339,389.77</b>	<b>284,334.87</b>

*The accompanying notes form part of these financial statements.  
This report should be read in conjunction with the accompanying compilation report.*

<b>Client name</b>	BURNELEK SUPER FUND	<b>Fin Accounts Prepared by</b>	Fiona Ludlam
<b>Client code</b>	BURNELEKSF	<b>Date prepared</b>	20-Nov-2023
<b>Year ended</b>	30-Jun-2023	<b>Reviewed by</b>	
<b>SRN/HIN</b>	X0087030369	<b>Date reviewed</b>	
<b>Postcode</b>	2768	<a href="#">Back to Cover</a>	

Select a random sample of investments and from the sample selected:

- \* Agree name of holding and quantity of shares with Share Registry
- \* Obtain market price on balance date and agree market valuation to Broker/AFR
- \* Attach our valuation report and reconcile for differences
- \* Agree to minutes for proper authorisation
- \* Agree to source documents, bank statements and transfer forms
- \* Unrealised are properly recorded in financial report
- \* Disposals are at market value
- \* Investments are at armslength, in accordance with investment strategy and conform with sole purpose
- \* Attach all printed registries' confirmation

ASX Code	Company	Units Held	Market Price	Market Valuation
1	BHP BHP GROUP LIMITED	1,000	44.990	44,990.00
2	STO SANTOS LTD	3,177	7.520	23,891.04
3	SHL SONIC HEALTHCARE	860	35.570	30,590.20
4	WBC WESTPAC BANKING CORP	1,300	21.340	27,742.00
5			-	-
6			-	-
7			-	-
8			-	-
9			-	-
10			-	-
<b>Total</b>				<b>127,213.24</b>

Sampling % 42.1%

**Reconciliation**

Roach & Bruce's Valuation	334,913.19	
Less Cash	32,385.21	302,527.98
Broker's Valuation	302,528.00	
Less Cash		302,528.00
Variance		<b>(0.02)</b>

Variance is explained by:

Item	Description	Account	Amount
1	Rounding	-	0.02
2			
3			
4			
5			
6			
			<b>(0.02)</b>
Balance should be nil			<b>(0.00)</b>

**Burnelek Super Fund**  
Investment Summary as at 30 June 2023

Investment	Units	Average Cost Price	Market Price	Accounting Cost	Market Value	Unrealised Accounting Gain/(Loss)	Accounting Gain/(Loss) (%)	Portfolio Weight (%)
<b><u>Bank</u></b>								
Macquarie Cash Management Account				32,385.21	32,385.21			9.67%
				<b>32,385.21</b>	<b>32,385.21</b>			<b>9.67%</b>
<b><u>Listed Derivatives Market</u></b>								
Magellan Global Fund. - Option Expiring 01-Mar-2024 Deferred (ASX:MGFO)	4,950.00000	0.0000	0.0120	0.00	59.40	59.40	0.00%	0.02%
				<b>0.00</b>	<b>59.40</b>	<b>59.40</b>	<b>0.00%</b>	<b>0.02%</b>
<b><u>Listed Securities Market</u></b>								
Australia and New Zealand Banking Group Limited - Ordinary Fully Paid (ASX:ANZ)	1,400.00000	19.7304	23.7100	27,622.53	33,194.00	5,571.47	20.17%	9.91%
BHP Group Limited - Fully Paid Ordinary (ASX:BHP)	1,000.00000	28.9244	44.9900	28,924.38	44,990.00	16,065.62	55.54%	13.43%
Brambles Limited - Ordinary Fully Paid (ASX:BXB)	1,000.00000	11.9114	14.4100	11,911.41	14,410.00	2,498.59	20.98%	4.30%
Challenger Limited (ASX:CGF)	2,000.00000	9.0687	6.4800	18,137.34	12,960.00	(5,177.34)	(28.55)%	3.87%
Goodman Group - Fully Paid Ordinary/Units Stapled Securities (ASX:GMG)	1,380.00000	14.5078	20.0700	20,020.83	27,696.60	7,675.77	38.34%	8.27%
Magellan Global Fund. - Ordinary Units Fully Paid Closed Class Def Set (ASX:MGF)	9,900.00000	1.9900	1.6500	19,701.00	16,335.00	(3,366.00)	(17.09)%	4.88%
Macquarie Group Limited (ASX:MQG)	218.00000	163.4714	177.6200	35,636.77	38,721.16	3,084.39	8.66%	11.56%
Perpetual Limited (ASX:PPT)	601.00000	37.3304	25.8800	22,435.60	15,553.88	(6,881.72)	(30.67)%	4.64%
Qbe Insurance Group Limited - Ordinary Fully Paid (ASX:QBE)	650.00000	29.4733	15.6700	19,157.62	10,185.50	(8,972.12)	(46.83)%	3.04%
Sonic Healthcare Limited (ASX:SHL)	860.00000	26.2051	35.5700	22,536.40	30,590.20	8,053.80	35.74%	9.13%
Santos Limited (ASX:STO)	3,177.00000	10.9985	7.5200	34,942.33	23,891.04	(11,051.29)	(31.63)%	7.13%
Westpac Banking Corporation - Ordinary Fully Paid (ASX:WBC)	1,300.00000	23.1221	21.3400	30,058.79	27,742.00	(2,316.79)	(7.71)%	8.28%
Woodside Energy Group Ltd (ASX:WDS)	180.00000	29.7600	34.4400	5,356.80	6,199.20	842.40	15.73%	1.85%
				<b>296,441.80</b>	<b>302,468.58</b>	<b>6,026.78</b>	<b>2.03%</b>	<b>90.31%</b>
				<b>328,827.01</b>	<b>334,913.19</b>	<b>6,086.18</b>	<b>1.85%</b>	<b>100.00%</b>

The accounting cost is the original cost base adjusted by any subsequent capital call/improvement or capital return transactions. In many cases, it is not the same as the adjusted or reduced cost base, or the reset cost base resulting from the CGT relief. To view the tax cost base and unrealised gain/(loss) for tax purposes refer to the Unrealised Capital Gains Report or change the report parameter to tax cost base.

BURNELEK SUPER PTY LTD <BURNELEK SUPER FUND A/C>  
PO BOX 1221  
STANHOPE GARDENS NSW 2768  
AUSTRALIA

# PORTFOLIO REPORT

**AS AT 30 JUN 2023.**

## ACCOUNT

422478 - BURNELEK SUPER PTY LTD <BURNELEK SUPER FUND A/C>

## ADVISER

WJR - Jonathon Rofe

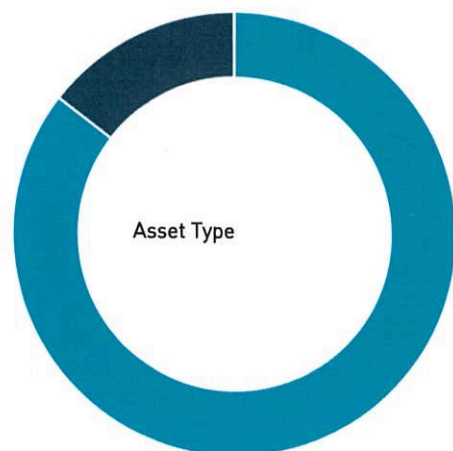
## TOLL FREE NUMBER

1300 0 BELLS (1300 0 23557)

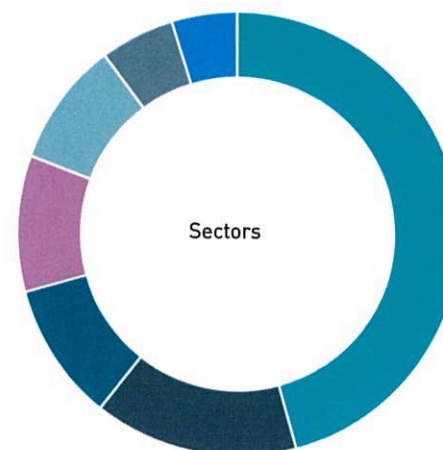
## DISCLAIMER

This statement contains details of what we understand to be your current holdings. It is based on information derived from our records and on information supplied by you which we have assumed to be correct. No independent verification of the accuracy of that information has been undertaken. If you believe that we have misinterpreted this information or that some relevant information may have been overlooked, please let us know. While every effort has been made to provide you with an accurate portfolio statement, we give no warranty of accuracy of reliability and take no responsibility for any errors or omissions including negligence by any of our officers, employees or agents. These figures are historical - not current estimates. We therefore encourage you to compare the information contained in the portfolio statement with your own records. Where AUD figures are given to reflect international currency holdings, a notional exchange rate has been used, resulting figures are therefore indicative only and should not be used for tax purposes.

# Summary.



- Domestic Equities - 85.4 %
- Trust Securities - 14.6 %
- Options - 0.0 %



- Financials - 45.7 %
- Materials - 14.9 %
- Health Care - 10.1 %
- Energy - 9.9 %
- Real Estate - 9.2 %
- Listed Investment Company - 5.4 %
- Industrials - 4.8 %
- Unclassified - 0.0 %

Asset Type	Cost \$	Market Value \$	Unrealised +/- \$	Weight %	Average Yield %	Est. Income \$	Est. Total Income \$
Domestic Equities	254,826	258,437	3,610.80	85.43	5.39	13,918	18,785
Trust Securities	41,009	44,032	3,022.77	14.55	2.59	1,139	1,139
Options	0	59	59.40	0.02	0	0	0
<b>Total</b>	<b>\$295,835</b>	<b>\$302,528</b>	<b>\$6,693</b>	<b>100.00%</b>	<b>4.98%</b>	<b>\$15,056</b>	<b>\$19,923</b>

## Domestic Equities.

Security Code	Security Description	Units	Average Cost \$	Purchase Value \$	Closing Price \$	Market Value \$	Unrealised +/- \$	Hist EPS (cents)	Hist DPS (cents)	Yield % PA	Hist Est. Income \$	Hist Est. Gross Income \$	Weight %
ANZ	ANZ Group Holdings Limited	1,400	22.66	31,729	23.710	33,194	1,465	242.8	145.4	6.13	2,036	2,909	10.97
BHP	BHP Group Ltd	1,000	28.92	28,924	44.990	44,990	16,066	845.6	391.6	8.70	3,916	5,594	14.87
BXB	Brambles Limited	1,000	12.28	12,282	14.410	14,410	2,128	66.2	34.9	2.42	349	402	4.76
CGF	Challenger Limited	2,000	9.07	18,137	6.480	12,960	-5,177	13.7	23.5	3.63	470	671	4.28
MQG	Macquarie Group, Ltd.	218	163.47	35,637	177.620	38,721	3,084	1,353.7	650.0	3.66	1,417	1,660	12.80
PPT	Perpetual Limited	601	26.73	16,065	25.880	15,554	-511	121.6	187.0	7.23	1,124	1,521	5.14
QBE	QBE Insurance Group Limited	650	29.47	19,158	15.670	10,186	-8,972	76.7	39.0	2.49	254	264	3.37
SHL	Sonic Healthcare Limited	860	26.21	22,536	35.570	30,590	8,054	214.0	102.0	2.87	877	1,253	10.11
STO	Santos Limited	3,177	11.00	34,942	7.520	23,891	-11,051	92.7	33.3	4.43	1,058	1,058	7.90
WBC	Westpac Banking Corporation	1,300	23.12	30,059	21.340	27,742	-2,317	183.6	134.0	6.28	1,742	2,489	9.17
WDS	Woodside Energy Group Ltd	180	29.76	5,357	34.440	6,199	842	634.7	375.4	10.90	676	965	2.05
<b>Total</b>				<b>\$254,826</b>		<b>\$258,437</b>	<b>\$3,611</b>			<b>5.39%</b>	<b>\$13,918</b>	<b>\$18,785</b>	<b>85.43%</b>

## Options.

Security Code	Security Description	Units	Average Cost \$	Purchase Value \$	Closing Price \$	Market Value \$	Unrealised +/- \$	Hist EPS (cents)	Hist DPS (cents)	Yield % PA	Hist Est. Income \$	Hist Est. Gross Income \$	Weight %
MGFO	Magellan Global Fund Option 01-Mar-	4,950	0.00	0	0.012	59	59	0.0	0.0	0.00	0	0	0.02
<b>Total</b>				<b>\$0</b>		<b>\$59</b>	<b>\$59</b>			<b>0.00%</b>	<b>\$0</b>	<b>\$0</b>	<b>0.02%</b>

## Trust Securities.

Security Code	Security Description	Units	Average Cost \$	Purchase Value \$	Closing Price \$	Market Value \$	Unrealised +/- \$	Hist EPS (cents)	Hist DPS (cents)	Yield % PA	Hist Est. Income \$	Hist Est. Gross Income \$	Weight %
GMG	Goodman Group	1,380	14.51	20,021	20.070	27,697	7,676	134.0	30.0	1.49	414	414	9.16
MGF	Magellan Global Fund Closed Class	9,900	2.12	20,988	1.650	16,335	-4,653	-95.0	7.3	4.44	725	725	5.40
<b>Total</b>				<b>\$41,009</b>		<b>\$44,032</b>	<b>\$3,023</b>			<b>2.59%</b>	<b>\$1,139</b>	<b>\$1,139</b>	<b>14.55%</b>

\* Security has been suspended

\*\* Security has been delisted

\*\*\* Security has been suspended and delisted

# Non sponsored holdings

## Partially sponsored holding or unsettled trades

**Portfolio Total.**

Cost	Market Value	Unrealised +/-	Average Yield	Est. Franked Income	Est. Total Income	Weight
\$295,835	\$302,528	\$6,693	4.98%	\$15,056	\$19,923	100.00%

\* Security has been suspended

\*\* Security has been delisted

\*\*\* Security has been suspended and delisted

# Non sponsored holdings

## Partially sponsored holding or unsettled trades

## Transactions

### BHP GROUP LIMITED

#### Recent Transactions

#### Burnelek Super Pty Ltd X\*\*\*\*\*0369

ORDINARY FULLY PAID SHARES

<b>Date</b>	<b>Transaction</b>	<b>Movement</b>	<b>Running balance</b>
31/10/2019	CHESS DAILY MOVEMENT UP	+1000	1000



## Transactions

### SANTOS LIMITED

#### Recent Transactions

#### Burnelek Super Pty Ltd X\*\*\*\*\*0369

ORDINARY FULLY PAID SHARES

<b>Date</b>	<b>Transaction</b>	<b>Movement</b>	<b>Running balance</b>
31/10/2019	HOLDING MOVEMENT	+3177	3177

## Transactions

### SONIC HEALTHCARE LIMITED

#### Recent Transactions


#### Burnelek Super Pty Ltd X\*\*\*\*\*0369

ORDINARY FULLY PAID SHARES

<b>Date</b>	<b>Transaction</b>	<b>Movement</b>	<b>Running balance</b>
8/05/2020	CHESS DAILY MOVEMENT UP	+860	860

## Transaction History

◀ **View:** WBC, X\*\*\*\*\*0369 (BURNELEK SUPER PTY LTD <BURNELEK SUPER FUND A/C>)

**Date range from** (dd/mm/yyyy)   **to** (dd/mm/yyyy)  

**Displaying Transaction History from 20 Nov 2021 to 20 Nov 2023**

HIN/SRN EMP ID	Security Code	Date	Transaction	Change	Running Balance
<a href="#">X*****0369</a>	<a href="#">WBC</a>	05/04/2023	Holding Net Movement (CHESS 510)	673	1,300

Viewing 1 - 1 of 1

All material copyright © 2023 Link Market Services Limited

Ask us now 



Australia and New Zealand Banking Group Limited  
ABN 11 005 357 522

ANZ

BURNELEK SUPER PTY LTD  
<BURNELEK SUPER FUND A/C>,  
PO BOX 1221  
STANHOPE GARDENS NSW 2768

**For all enquiries:**

**Phone:**  
☎ (within Australia) 1800 113 399  
(outside Australia) +61 3 9415 4010

**Web:**  
💻 [www.RetailEntitlementOffer.anz.com](http://www.RetailEntitlementOffer.anz.com)

**Make your payment:**

**B PAY** See next page for details of the Offer and how to make your payment

## Retail Entitlement Offer — Entitlement and Acceptance Form

**Your payment must be received by 5:00pm (Melbourne time) on Monday, 15 August 2022**

As an Eligible Retail Shareholder, you are entitled to subscribe for 1 new ANZ share (**New Share**) for every 15 existing ANZ shares (**Existing Shares**) that you held on the Record Date (**Retail Entitlements**) at the Offer Price of A\$18.90 per New Share (**Retail Entitlement Offer**). Your exact number of Retail Entitlements is set out on the next page. Further details on the Retail Entitlement Offer are contained in the retail information booklet dated 21 July 2022 (**Booklet**).

This Form and the Booklet are important documents that require your immediate attention. This Form can only be used in relation to the shareholding represented by the details displayed on the next page. If you do not understand these documents or are in doubt about how to deal with them, you should seek professional advice from an adviser who is licensed by ASIC to give that advice. For further information regarding the Retail Entitlement Offer, please call the ANZ Shareholder Information Line on 1800 113 399 (within Australia) or +61 3 9415 4010 (outside Australia) between 8.30am and 5.30pm (Melbourne time) on Monday to Friday (excluding public holidays), before the Retail Entitlement Offer closes. Capitalised terms used in this Form and not otherwise defined have the meaning given to them in the Booklet.

This Form and the Booklet do not constitute an offer to sell, or a solicitation of an offer to buy, any securities in the United States, or in any other jurisdiction in which such an offer would be illegal. This Form may not be distributed or released in the United States. Neither the Retail Entitlements nor the New Shares offered in the Retail Entitlement Offer have been, or will be, registered under the U.S. Securities Act of 1933, as amended (**U.S. Securities Act**) or under the securities laws of any state or other jurisdiction of the United States. Accordingly, the Retail Entitlements may only be purchased, traded, taken up or exercised by, and the New Shares to be offered and sold in the Retail Entitlement Offer may only be offered or sold to, persons that are not in the United States and are not acting for the account or benefit of a person in the United States (to the extent such persons are acting for the account or benefit of persons in the United States), in each case in "offshore transactions" (as defined in Rule 902(h) under the U.S. Securities Act) in reliance on Regulation S under the U.S. Securities Act.

**Important:** Only "Eligible Persons" are entitled to exercise Retail Entitlements. Certain investors in a limited number of foreign jurisdictions (other than the United States) may be "Eligible Persons" if they satisfy the requirements of that expression as set out in the Participant Bulletin released on ASX on or about 20 July 2022. ANZ reserves the right to reject any Form that it believes was submitted by a person who is not an Eligible Person.

### Step 1: Registration Name & Offer Details

Details of your shareholding and Retail Entitlements are shown on the next page.

Please check the details provided and update your address via [www.investorcentre.com](http://www.investorcentre.com) if any of the details are incorrect.

If you have a CHESS sponsored holding, please contact your controlling participant to update your registration details.

### Step 2: Confirm the number of Retail Entitlements you wish to take up and make your payment

If you are an Eligible Retail Shareholder, you have a number of options in connection with the Retail Entitlement Offer as described in the Booklet.

If you wish to take up all or some of your Retail Entitlements, enter the number of New Shares you wish to apply for on the next page and make your payment.

You need to make your payment in accordance with the instructions on the next page. By making your payment you:

- confirm that you have read and understood the Booklet;
- are deemed to have made the Eligible Retail Shareholder declarations appearing in the Booklet and, in particular, you represent that you are not in the United States and you are not acting for the account or benefit of a person in the United States (or, in the event that you are acting for the account or benefit of a person in the United States, you are not participating in the Retail Entitlement Offer in respect of that person), and you are not otherwise a person to whom it would be illegal to make an offer of or issue of Retail Entitlements or New Shares under the Retail Entitlement Offer and under any applicable laws and regulations; and
- are deemed to have applied for as many New Shares as your Application Monies will pay for in full.

If you do not take up or sell your Retail Entitlements, you may not receive any value for them. It is important that you read the Booklet for the information on the options available to you in connection with the Retail Entitlement Offer.

#### Other options for Retail Entitlements

**(a) Sell your Retail Entitlements in full through your broker/agent**

If you wish to sell your Retail Entitlements in full, you should instruct your stockbroker personally and provide details as requested. **DO NOT** forward your requests for sale to Computershare Investor Services Pty Limited (**CIS**).

**(b) Sell some of your Retail Entitlements through your broker/agent and take up the balance**

If you wish to sell some of your Retail Entitlements and take up the balance you should:

- Instruct your broker personally and provide details as requested; **AND**
- Make payment, in order to take up the balance of your Retail Entitlements.

**(c) Sell your Retail Entitlements held on the issuer sponsored sub-registrar**

A Renunciation and Acceptance Form must be used for an off market transfer of Retail Entitlements. This form may be obtained online at [www.RetailEntitlementOffer.anz.com](http://www.RetailEntitlementOffer.anz.com) or by calling the ANZ Shareholder Information Line on 1800 113 399 (within Australia) or +61 9415 4010 (outside Australia).



# Entitlement and Acceptance Form

## STEP 1 Registration Name & Offer Details

**Registration Name:** BURNELEK SUPER PTY LTD  
 <BURNELEK SUPER FUND A/C>  
 PO BOX 1221  
 STANHOPE GARDENS NSW 2768

**Entitlement No:** 02868946

**Offer Details:** Existing Shares entitled to participate as at 7:00pm (Melbourne time) on Thursday, 21 July 2022: **715**


Entitlement to New Shares on a 1 for 15 basis (rounded up to the nearest whole share): **48**

Amount payable on full acceptance at A\$18.90 per New Share: **\$907.20**

## STEP 2 Make Your Payment by 5.00pm (Melbourne time) on Monday, 15 August 2022

To avoid postal delay make your payment via **BPAY®** either online or by phone with your bank using the payment details below.

### BPAY

	Billers Code: 381160
	Ref No: 161919900028689463

Contact your financial institution to make your payment from your cheque or savings account.

#### Lodgement of Application

Neither Computershare Investor Services Pty Limited (CIS) nor ANZ accepts any responsibility for loss incurred through incorrectly completed BPAY payments. If your payment is being made by BPAY, you do not need to return the payment slip below. Your payment must be received by no later than 5:00pm (Melbourne time) on Monday, 15 August 2022. You should be aware that your own financial institution may implement earlier cut off times with regards to electronic payment, and you should therefore take this into consideration when making payment. It is your responsibility to ensure that funds submitted through BPAY are received by this time. If you are paying by cheque, bank draft or money order, the payment slip below with cheque, bank draft or money order attached must be received by CIS by no later than 5:00pm (Melbourne time) on Monday, 15 August 2022. You should allow sufficient time for this to occur. Neither CIS nor ANZ accepts any responsibility if you lodge the payment slip below at any other address or by any other means.

#### Important Information


The Retail Entitlement Offer to which this Entitlement and Acceptance Form relates is not being made to investors located or resident outside of Australia and New Zealand. In particular the Retail Entitlement Offer is not being made to any person in the United States or acting for the account or benefit of persons in the United States (to the extent such persons are acting for the account or benefit of persons in the United States). Neither the Retail Entitlements nor the New Shares have been, or will be, registered under the U.S. Securities Act of 1933, as amended (U.S. Securities Act) or under the securities laws of any state or other jurisdiction of the United States. Accordingly, the Retail Entitlements may only be purchased, traded, taken up or exercised by, and the New Shares may only be offered or sold to, persons that are not in the United States and are not acting for the account or benefit of a person in the United States (to the extent such persons are acting for the account or benefit of persons in the United States), in each case in "offshore transactions" (as defined in Rule 902(h) under the U.S. Securities Act) in reliance on Regulation S under the U.S. Securities Act.

#### Privacy Notice

The personal information you provide on this form is collected by CIS, as registrar for ANZ, for the purpose of maintaining registers of shareholders, facilitating dividend payments and other corporate actions and communications. In addition, ANZ may authorise CIS on its behalf to send you marketing material or include such material in a corporate communication. You may elect not to receive marketing material by contacting CIS using the details provided above or emailing [privacy@computershare.com.au](mailto:privacy@computershare.com.au). CIS may be required to collect your personal information under the Corporations Act 2001 (Cth) and ASX Settlement Operating Rules. CIS may disclose your personal information to its related bodies corporate and to other individuals or companies who assist it in supplying its services or who perform functions on its behalf, to ANZ for whom CIS maintains securities registers or to third parties upon direction by ANZ where related to ANZ's administration of your shareholding, or as otherwise required or authorised by law. Some of these recipients may be located outside Australia, including in the following countries: Canada, India, New Zealand, the Philippines and the United Kingdom. For further details, including how to access and correct your personal information, and information on CIS' privacy complaints handling procedure, please contact CIS' Privacy Officer at [privacy@computershare.com.au](mailto:privacy@computershare.com.au) or see CIS' Privacy Policy at [www.computershare.com/au/privacy-policies](http://www.computershare.com/au/privacy-policies).

Detach here

### Cheque, bank draft or money order

 Make your cheque, bank draft or money order payable to "Australia and New Zealand Banking Group Limited" and cross "Not Negotiable".

Return your payment with the below payment slip to:  
**Computershare Investor Services Pty Limited**  
**GPO BOX 505 Melbourne Victoria 3001 Australia**

## Australia and New Zealand Banking Group Limited Acceptance Payment Details

Retail Entitlements taken up:

Amount enclosed at A\$18.90 per New Share: **A\$**

**Payment must be received by 5.00pm (Melbourne time) on Monday, 15 August 2022**

Entitlement No: 02868946

BURNELEK SUPER PTY LTD  
 <BURNELEK SUPER FUND A/C>  
 PO BOX 1221  
 STANHOPE GARDENS NSW 2768



BPAY is the most efficient and secure form of payment. Your BPAY payment details are shown above.

*29/7/22 Rec. 6815612689 Bank will*

### Contact & Cheque Details

**Contact Name** \_\_\_\_\_ **Daytime Telephone** \_\_\_\_\_

Drawer	Cheque Number	BSB Number	Account Number	Amount of Cheque
<input type="text"/>	<input type="text"/>	<input type="text"/>	<input type="text"/>	<b>A\$</b> <input type="text"/>

[Summary](#)[Key Dates](#)[FAQ](#)[Announcements](#)[Contact Us](#)[Identification](#)[Form](#)[Complete](#)

## Thank You!

### Your request for payment details has been received.

Your online details were submitted electronically at 4:16 PM on Tuesday, 26 July 2022.

The Retail Closing Date is expected to be 5:00pm (Melbourne time) on 15 August 2022 however ANZ reserves the right to close the Retail Entitlement Offer early without notice.

This is NOT a receipt and should not be forwarded.

**If you are applying to take up some or all of your Retail Entitlements, view the section below for details on how to make a payment.**

**IMPORTANT NOTE: If you trade your Retail Entitlements before the Retail Entitlements are allotted or before you can access your personalised Entitlement and Acceptance Form:**

- ANZ takes no responsibility for the consequences; and
- ANZ disclaims all liability to you (to the maximum extent permitted by law).

### Further information

If you have any questions in relation to the Retail Entitlement Offer, please call the ANZ Shareholder Information Line on:

**1800 113 399** (within Australia)

**+61 3 9415 4010** (outside Australia)

at any time from 8:30am to 5:30pm (Melbourne time) Monday to Friday (excluding public holidays) during the Retail Entitlement Offer Period

## Make your payment

**Important notice: Your Application does not count as a valid Application until your Application Monies have been received. The time of your Application (including if the Retail Entitlement Offer closes early) will be the time the Share Registry has received your Application Monies.**

**Instructions on how to submit your Application Monies via BPAY (or EFT if you have a registered address in New Zealand), cheque, bank draft or money order are provided below.**

Amount payable on full acceptance of your  
Retail Entitlement at A\$18.90 per New Share:


**A\$907.20**





Australia and New Zealand Banking Group Limited  
ABN 11 005 357 522

### Update your information:

 **Online:**  
anz.com/easyupdate

 **By Mail:**  
Computershare Investor Services Pty Limited  
GPO Box 2975 Melbourne  
Victoria 3001 Australia

### Enquiries:

(within Australia) 1800 113 399  
(international) +61 3 9415 4010

### Holder Identification Number (HIN)

X0087030369

**Important:** You will need to quote this number and name of issuer for all future dealings in these securities. Keep it safe and confidential.

Tax File Number/ABN: ABN quoted  
Page Number: 1 of 1



002831 005 ANZ



BURNELEK SUPER PTY LTD  
<BURNELEK SUPER FUND A/C>  
PO BOX 1221  
STANHOPE GARDENS NSW 2768

Incorporated in Victoria

ASX Code: ANZ

Security class: ORDINARY SHARES

## CHESS Allotment Confirmation Notice as at 24 August 2022

**THIS ADVICE CONFIRMS THE ALLOTMENT OF 48  
ORDINARY SHARES IN AUSTRALIA AND NEW  
ZEALAND BANKING GROUP LIMITED ON 24 AUGUST  
2022 TO THE ABOVE NAMED PURSUANT TO THE  
RETAIL ENTITLEMENT OFFER.**

IF THE DETAILS ABOVE ARE INCORRECT, PLEASE ADVISE THIS OFFICE IMMEDIATELY





Australia and New Zealand Banking Group Limited  
 ABN: 11 005 357 522  
 Place of Incorporation: VIC

  
 BURNELEK SUPER PTY LTD  
 <BURNELEK SUPER FUND A/C>  
 PO BOX 1221  
 STANHOPE GARDENS NSW 2768

005 054531



## CHESS HOLDING STATEMENT

For statement enquiries contact  
 your CHESS sponsor:

BELL POTTER SECURITIES LIMITED

LEVEL 29  
 101 COLLINS STREET  
 MELBOURNE VIC 3000  
 T: 1300 023 557

Holder ID Number (HIN):	0087030369
CHESS Sponsor's ID (PID):	01547
Statement Period:	August 2022
Page:	1 of 2

### ANZ - ORDINARY FULLY PAID

Date	Transaction Type	Transaction ID	Ex/Cum Status	Quantity		Holding Balance
				On	Off	
	Balance Brought Forward from 31 Oct 19					715
24 Aug 22	Allotment of a New Issue of Securities due to Acceptance of Rights	5887200718759300		48		763
		----- End of transaction -----				
	Final Holding Balance to 24 Aug 22					763



For more information about your CHESS holding statements, please visit [asx.com.au/statements](http://asx.com.au/statements). Please see overleaf for additional important information.

For information about CHESS Depository Interests (CDIs) and to obtain a free copy of the Financial Services Guide (FSG) or any supplementary FSG for CHESS Depository Nominees Pty Ltd, go to [asx.com.au](http://asx.com.au) or phone 131 279.



Statement issued by:  
 ASX Settlement Pty Limited  
 ABN 49 008 504 532  
 20 Bridge Street, Sydney  
 P.O. Box H227 Australia Square NSW 1215

Share Registry Detail:  
 COMPUTERSHARE INVESTOR SERVICES  
 PTY LTD  
 GPO BOX 2975  
 MELBOURNE VIC 3001 AUS  
 Ph: 1300 307 613





Bell Potter Securities Limited  
 ABN 25 006 390 772, AFSL No. 243480  
 Participant of the ASX and CHI-X

GPO BOX 4718, MELBOURNE VIC 3001  
 Tel 03 9256 8700 Fax 03 9256 8787  
 Toll Free 1800 804 816 www.bellpotter.com.au

LEVEL 38 AURORA PLACE, 88 PHILLIP  
 STREET, SYDNEY NSW 2000  
 Tel (02) 9255 7200 Fax (02) 9255 7227

**BUY TRADE CONFIRMATION (Tax invoice)**

**ORIGINAL**

THIS TRADE CONFIRMATION IS ISSUED SUBJECT TO THE TERMS AND CONDITIONS SET OUT ON REVERSE.

**BURNELEK SUPER PTY LTD <BURNELEK SUPER FUND A/C>  
 PO BOX 1221  
 STANHOPE GARDENS NSW 2768**

**Recorded Registration Details**  
**BURNELEK SUPER PTY LTD  
 <BURNELEK SUPER FUND A/C>,  
 PO BOX 1221  
 STANHOPE GARDENS NSW 2768**

**Security Details**  
 We bought for you WESTPAC BANKING CORPORATION ORDINARY FULLY PAID (WBC)  
**Market Code:** WBC **ISIN Code:** AU000000WBC1

Trade Date 03-Apr-2023  
 Settlement Date 05-Apr-2023  
 Trade Confirmation No. 23305042  
 Client Account No. 422478  
 Advisor Jonathon Rofe

Quantity	Price	Amount
673	22.0100	\$14,812.73
Brokerage(1.000%)		\$148.13
GST		\$14.81
<b>Amount now due and payable</b>		<b>\$14,975.67</b>

Complete Order


*It is important that you keep this portion for your records and in particular for taxation purposes*

**Recorded Payment Instructions**  
 Unless we hear from you before the settlement day we will be debiting your BWA account number \*\*\*2920 branch number 30\*-\*\*0 with the amount due on the settlement day.

**Recorded Holding Instructions**

	Units
SPONSORED BY US IN CHESS HIN: xxxxxxx369	673

*Please see Bell Potter Trading Terms and Conditions for an explanation*





BURNELEK SUPER PTY LTD  
<BURNELEK SUPER FUND A/C>  
PO BOX 1221  
STANHOPE GARDENS NSW 2768



## CHESS HOLDING STATEMENT

For statement enquiries contact  
your CHESS sponsor:

BELL POTTER SECURITIES LIMITED

LEVEL 29  
101 COLLINS STREET  
MELBOURNE VIC 3000  
T: 1300 023 557

Holder ID Number (HIN): 0087030369

CHESS Sponsor's ID (PID): 01547

Statement Period: April 2023

Page: 1 of 2

### WBC - ORDINARY FULLY PAID

Date	Transaction Type	Transaction ID	Ex/Cum Status	Quantity On	Off	Holding Balance
	<b>Balance Brought Forward from 31 Oct 19</b>					627
05 Apr 23	Movement of Securities due to Purchase, Sale or Transfer	0255263844791300		673		1300
		----- End of transaction -----				
	<b>Final Holding Balance to 05 Apr 23</b>					<b>1300</b>



For more information about your CHESS holding statements, please visit [asx.com.au/statements](http://asx.com.au/statements). Please see overleaf for additional important information.  
For information about CHESS Depository Interests (CDIs) and to obtain a free copy of the Financial Services Guide (FSG) or any supplementary FSG for CHESS Depository Nominees Pty Ltd, go to [asx.com.au](http://asx.com.au) or phone 131 279.



Statement issued by:  
ASX Settlement Pty Limited  
ABN 49 008 504 532  
20 Bridge Street, Sydney  
P.O. Box H227 Australia Square NSW 1215

Share Registry Detail:  
LINK MARKET SERVICES LIMITED  
LOCKED BAG A14,  
SYDNEY SOUTH NSW 1235 AUS  
Ph: 02 82807111



Bell Potter Securities Limited  
 ABN 25 006 390 772, AFSL No. 243480  
 Participant of the ASX and CHI-X

GPO BOX 4718, MELBOURNE VIC 3001  
 Tel 03 9256 8700 Fax 03 9256 8787  
 Toll Free 1800 804 816 www.bellpotter.com.au

LEVEL 38 AURORA PLACE, 88 PHILLIP  
 STREET, SYDNEY NSW 2000  
 Tel (02) 9255 7200 Fax (02) 9255 7227

**BUY TRADE CONFIRMATION (Tax invoice)**

ORIGINAL

THIS TRADE CONFIRMATION IS ISSUED SUBJECT TO THE TERMS AND CONDITIONS SET OUT ON REVERSE.

**BURNELEK SUPER PTY LTD <BURNELEK SUPER FUND A/C>**  
 PO BOX 1221  
 STANHOPE GARDENS NSW 2768

**Recorded Registration Details**  
 BURNELEK SUPER PTY LTD  
 <BURNELEK SUPER FUND A/C>  
 PO BOX 1221  
 STANHOPE GARDENS NSW 2768

**Security Details**

We bought for you ANZ GROUP HOLDINGS LIMITED ORDINARY FULLY PAID (ANZ)

Market Code: ANZ

ISIN Code: AU000000ANZ3

Trade Date 03-Apr-2023  
 Settlement Date 05-Apr-2023  
 Trade Confirmation No. 23305025  
 Client Account No. 422478  
 Advisor Jonathon Rofe

Complete Order

Quantity	Price	Amount
637	23.4050	\$14,908.98
Brokerage(1.000%)		\$149.09
GST		\$14.91
<b>Amount now due and payable</b>		<b>\$15,072.98</b>

*It is important that you keep this portion for your records and in particular for taxation purposes*

**Recorded Payment Instructions**

Unless we hear from you before the settlement day we will be debiting your BWA account number \*\*\*2920 branch number 30\*-\*\*0 with the amount due on the settlement day.

**Recorded Holding Instructions**

	Units
SPONSORED BY US IN CHESS HIN: xxxxxxx369	637
<i>Please see Bell Potter Trading Terms and Conditions for an explanation</i>	







ANZ Group Holdings Limited  
 ABN: 16 659 510 791  
 Place of incorporation: VIC

## CHESS HOLDING STATEMENT

For statement enquiries contact  
 your CHESS sponsor:

BELL POTTER SECURITIES LIMITED

LEVEL 29  
 101 COLLINS STREET  
 MELBOURNE VIC 3000  
 T: 1300 023 557

H 049562  005  
 BURNELEK SUPER PTY LTD  
 <BURNELEK SUPER FUND A/C>  
 PO BOX 1221  
 STANHOPE GARDENS NSW 2768



Holder ID Number (HIN): 0087030369

CHESS Sponsor's ID (PID): 01547

Statement Period: April 2023

Page: 1 of 2

### ANZ - ORDINARY FULLY PAID

Date	Transaction Type	Transaction ID	Ex/Cum Status	Quantity		Holding Balance
				On	Off	
	Balance Brought Forward from 24 Aug 22					763
05 Apr 23	Movement of Securities due to Purchase, Sale or Transfer	0255263844790700		637		1400
		----- End of transaction -----				
	Final Holding Balance to 05 Apr 23					1400



For more information about your CHESS holding statements, please visit [asx.com.au/statements](http://asx.com.au/statements). Please see overleaf for additional important information.  
 For information about CHESS Depository Interests (CDIs) and to obtain a free copy of the Financial Services Guide (FSG) or any supplementary FSG for CHESS Depository Nominees Pty Ltd, go to [asx.com.au](http://asx.com.au) or phone 131 279.



Statement issued by:  
 ASX Settlement Pty Limited  
 ABN 49 008 504 532  
 20 Bridge Street, Sydney  
 P.O. Box H227 Australia Square NSW 1215

Share Registry Detail:  
 COMPUTERSHARE INVESTOR SERVICES  
 PTY LTD  
 GPO BOX 2975  
 MELBOURNE VIC 3001 AUS  
 Ph: 1300 307 613



**SMSF AUDIT WORKPAPERS - Cash, Receivables and Other Assets**

**F**

<b>Client name</b>	BURNELEK SUPER FUND	<b>Fin Accounts Prepared by</b>	Fiona Ludlam
<b>Client code</b>	BURNELEKSF	<b>Date prepared</b>	20-Nov-2023
<b>Year ended</b>	30-Jun-2023	<b>Reviewed by</b>	
<b>SRN/HIN</b>	X0087030369	<b>Date reviewed</b>	
<b>Postcode</b>	2768	<a href="#">Back to Cover</a>	

1 Have all appropriate Class Super data feeds (bank and investment) been setup properly?

Additional Notes:

2 For Class Super bank data feed clients, was there a change of bank accounts during the year? *If yes, please ensure authority forms are completed for the new accounts.*

*Bank audit confirmations are not necessary for those on Class Super. Ensure data feed agrees with ledger balance. For those not on Class Super data feeds, a bank confirmation is necessary if risks are high.*

**Debit Balance** - considered circumstances that caused bank account to be in debit, and was satisfied that no further action was required.

**Bank and Term Deposit Accounts**

AC No.	Description	GL Account No	Amount
1	Cash at Bank - BankWest		-
2	Cash at Bank - Macquarie		32,385.21
3			
4			
5			
6			
7			
8			
9			
10			
<b>Total Cash</b>			<b>32,385.21</b>

<b>Client name</b>	BURNELEK SUPER FUND	<b>Fin Accounts Prepared by</b>	Fiona Ludlam
<b>Client code</b>	BURNELEKSF	<b>Date prepared</b>	20-Nov-2023
<b>Year ended</b>	30-Jun-2023	<b>Reviewed by</b>	
<b>SRN/HIN</b>	X0087030369	<b>Date reviewed</b>	
<b>Postcode</b>	2768	<a href="#">Back to Cover</a>	

**Receivables**

- 3 Reviewed deposits after balance date and confirmed that there were receivables (from dividends, trust distributions, income tax refund) and were recorded properly in the accounts at year end.
- 4 Reviewed bank statements and there were no transactions with related parties by the super fund.

Yes
Yes

*If yes, details of receivables*

Item	Description	GL Account No	Amount
1	Distribution receivable - see trial balance for listing		503.31
2	Income tax refundable - see G		-
3	GST refundable		-
4	GST rounding		-
5			
<b>Total Receivables</b>			<b>503.31</b>

**Other Assets**

- 5 - 7 Reviewed trustee minutes and investments report and confirmed that there were no other investments held apart from publicly listed shares, unlisted shares, managed funds and properties.

Yes
-----

*If yes, details of other assets*

Item	Description	GL Account No	Amount
1	Deferred tax asset		6,116.90
2			
<b>Total Other Assets</b>			<b>6,116.90</b>

**General**

- 8 Where appropriate, additions and disposals were supported with external source documents. Reviewed minutes and bank statements and there were no other investments made.
- 9 Reviewed and no external source documentation required since there were no other investments.
- 10 Reviewed and no valuation required since there were no other investments.
- 11 Reviewed and there were no investments in other assets (arms length).
- 12 Reviewed and since there were no investments in other assets, therefore, no disposals.
- 13 Reviewed since there were no investment in other assets. This is consistent with the fund's investment strategy.



For enquiries, message us on the Bankwest App or  
Bankwest Online Banking, or call us on 13 17 19  
If you're a business customer, call 13 7000

**BUSINESS ZERO TRAN  
ACCOUNT STATEMENT**

BSB Number	<b>302-100</b>
Account Number	<b>095292-0</b>
Period	<b>27 Aug 22 - 28 Sep 22</b>
Page 1 of 1	Statement Number 191



BS2713AN03 008295-000000 (005R)  
**BURNELEK SUPER FUND**  
PO BOX 1221  
STANHOPE GARDENS NSW 2768

Account of: **BURNELEK SUPER FUND**

**TRANSACTION DETAILS FOR ACCOUNT NUMBER: 095292-0**

Date	Particulars	Debit	Credit	Balance
<b>27 AUG 22</b>	<b>OPENING BALANCE</b>			<b>29,385.50</b>
15 SEP 22	QUICKSUPER QUICKSPR3299526623		1,945.58	31,331.08
21 SEP 22	DIVIDEND CHALLENGER LTD		230.00	
21 SEP 22	DIVIDEND SONIC HEALTHCARE		516.00	
21 SEP 22	DIVIDEND SANTOS DIVIDEND		347.15	32,424.23
23 SEP 22	ATO ATO004000016877914		911.29	
23 SEP 22	DIVIDEND BHP GROUP DIV		2,551.84	
23 SEP 22	DIVIDEND QBE DIVIDEND		58.50	35,945.86
<b>28 SEP 22</b>	<b>CLOSING BALANCE</b>			<b>35,945.86</b>
	TOTAL DEBITS	\$0.00		
	TOTAL CREDITS		\$6,560.36	

Make sure you check the entries on this statement carefully. If you see something that doesn't seem right, call us on 13 7000. For more information about your account, and for details of the dispute resolution mechanism that covers disputed transactions and complaints (including how to access the mechanism and to make a complaint - including to the external dispute resolution body - the Australian Financial Complaints Authority), please see the Product Disclosure Statement for this product (available at our website and branches), or call/visit us. Bankwest, a division of Commonwealth Bank of Australia ABN 48 123 123 124 AFSL / Australian Credit Licence 234945. If you don't want to receive promotional information from us, let us know by calling us on 13 7000.





For enquiries, message us on the Bankwest App or Bankwest Online Banking, or call us on 13 17 19  
If you're a business customer, call 13 7000

**BUSINESS ZERO TRAN  
ACCOUNT STATEMENT**

BSB Number **302-100**  
Account Number **095292-0**  
Period **29 Sep 22 - 28 Oct 22**  
Page 1 of 1 Statement Number 192



BS3013AN04 012535-000000 (005R)  
**BURNELEK SUPER FUND**  
PO BOX 1221  
STANHOPE GARDENS NSW 2768

Account of: **BURNELEK SUPER FUND**

**TRANSACTION DETAILS FOR ACCOUNT NUMBER: 095292-0**

Date	Particulars	Debit	Credit	Balance
<b>29 SEP 22</b>	<b>OPENING BALANCE</b>			<b>35,945.86</b>
06 OCT 22	DIVIDEND WOODSIDE		287.92	36,233.78
10 OCT 22	QUICKSUPER QUICKSPR3317867049		1,945.58	38,179.36
13 OCT 22	DIVIDEND Brambles Limited		172.50	38,351.86
17 OCT 22	IAS	489.00		
17 OCT 22	BURNELSF	1,980.00		
17 OCT 22	audit fees	330.00		35,552.86
<b>28 OCT 22</b>	<b>CLOSING BALANCE</b>			<b>35,552.86</b>
	TOTAL DEBITS	\$2,799.00		
	TOTAL CREDITS		\$2,406.00	

Make sure you check the entries on this statement carefully. If you see something that doesn't seem right, call us on 13 7000. For more information about your account, and for details of the dispute resolution mechanism that covers disputed transactions and complaints (including how to access the mechanism and to make a complaint - including to the external dispute resolution body - the Australian Financial Complaints Authority), please see the Product Disclosure Statement for this product (available at our website and branches), or call/visit us. Bankwest, a division of Commonwealth Bank of Australia ABN 48 123 123 124 AFSL / Australian Credit Licence 234945. If you don't want to receive promotional information from us, let us know by calling us on 13 7000.





For enquiries, message us on the Bankwest App or  
Bankwest Online Banking, or call us on 13 17 19  
If you're a business customer, call 13 7000

**BUSINESS ZERO TRAN  
ACCOUNT STATEMENT**

BSB Number	<b>302-100</b>
Account Number	<b>095292-0</b>
Period	<b>29 Oct 22 - 28 Nov 22</b>
Page 1 of 1	Statement Number 193



BS3323AN03 010211-000000 (005R)  
**BURNELEK SUPER FUND**  
PO BOX 1221  
STANHOPE GARDENS NSW 2768

Account of: **BURNELEK SUPER FUND**

**TRANSACTION DETAILS FOR ACCOUNT NUMBER: 095292-0**

Date	Particulars	Debit	Credit	Balance
<b>29 OCT 22</b>	<b>OPENING BALANCE</b>			<b>35,552.86</b>
09 NOV 22	QUICKSUPER QUICKSPR3342024869		1,945.58	37,498.44
21 NOV 22	Div 293 tax	3,448.30		34,050.14
<b>28 NOV 22</b>	<b>CLOSING BALANCE</b>			<b>34,050.14</b>
	TOTAL DEBITS	\$3,448.30		
	TOTAL CREDITS		\$1,945.58	

Make sure you check the entries on this statement carefully. If you see something that doesn't seem right, call us on 13 7000. For more information about your account, and for details of the dispute resolution mechanism that covers disputed transactions and complaints (including how to access the mechanism and to make a complaint - including to the external dispute resolution body - the Australian Financial Complaints Authority), please see the Product Disclosure Statement for this product (available at our website and branches), or call/visit us. Bankwest, a division of Commonwealth Bank of Australia ABN 48 123 123 124 AFSL / Australian Credit Licence 234945. If you don't want to receive promotional information from us, let us know by calling us on 13 7000.



For enquiries, message us on the Bankwest App or  
Bankwest Online Banking, or call us on 13 17 19  
If you're a business customer, call 13 7000

**BUSINESS ZERO TRAN  
ACCOUNT STATEMENT**

BSB Number	<b>302-100</b>
Account Number	<b>095292-0</b>
Period	<b>29 Nov 22 - 28 Dec 22</b>
Page 1 of 1	Statement Number 194



BS3623AN03 008404-000000 (005R)  
**BURNELEK SUPER FUND**  
PO BOX 1221  
STANHOPE GARDENS NSW 2768

Account of: **BURNELEK SUPER FUND**

**TRANSACTION DETAILS FOR ACCOUNT NUMBER: 095292-0**

Date	Particulars	Debit	Credit	Balance
<b>29 NOV 22</b>	<b>OPENING BALANCE</b>			<b>34,050.14</b>
12 DEC 22	QUICKSUPER QUICKSPR3366189248		1,945.58	
12 DEC 22	Transfer to Burnelek Super Macquari	20,000.00		15,995.72
16 DEC 22	Transfer to Burnelek Super Macquari	15,990.00		5.72
<b>28 DEC 22</b>	<b>CLOSING BALANCE</b>			<b>5.72</b>
	TOTAL DEBITS	\$35,990.00		
	TOTAL CREDITS		\$1,945.58	

Make sure you check the entries on this statement carefully. If you see something that doesn't seem right, call us on 13 7000. For more information about your account, and for details of the dispute resolution mechanism that covers disputed transactions and complaints (including how to access the mechanism and to make a complaint - including to the external dispute resolution body - the Australian Financial Complaints Authority), please see the Product Disclosure Statement for this product (available at our website and branches), or call/visit us. Bankwest, a division of Commonwealth Bank of Australia ABN 48 123 123 124 AFSL / Australian Credit Licence 234945. If you don't want to receive promotional information from us, let us know by calling us on 13 7000.



For enquiries, message us on the Bankwest App or  
Bankwest Online Banking, or call us on 13 17 19  
If you're a business customer, call 13 7000

# BUSINESS ZERO TRAN ACCOUNT STATEMENT

BSB Number	<b>302-100</b>
Account Number	<b>095292-0</b>
Period	<b>29 Dec 22 - 27 Jan 23</b>
Page 1 of 1	Statement Number 195



BS0273AN03 012917-000000 (005R)  
**BURNELEK SUPER FUND**  
PO BOX 1221  
STANHOPE GARDENS NSW 2768

Account of: **BURNELEK SUPER FUND**

## TRANSACTION DETAILS FOR ACCOUNT NUMBER: 095292-0

Date	Particulars	Debit	Credit	Balance
29 DEC 22	<b>OPENING BALANCE</b>			<b>5.72</b>
18 JAN 23	MAGELLAN MAGELLAN0003412797		362.34	368.06
27 JAN 23	<b>CLOSING BALANCE</b>			<b>368.06</b>
	TOTAL DEBITS	\$0.00		
	TOTAL CREDITS		\$362.34	

Make sure you check the entries on this statement carefully. If you see something that doesn't seem right, call us on 13 7000. For more information about your account, and for details of the dispute resolution mechanism that covers disputed transactions and complaints (including how to access the mechanism and to make a complaint - including to the external dispute resolution body - the Australian Financial Complaints Authority), please see the Product Disclosure Statement for this product (available at our website and branches), or call/visit us. Bankwest, a division of Commonwealth Bank of Australia ABN 48 123 123 124 AFSL / Australian Credit Licence 234945. If you don't want to receive promotional information from us, let us know by calling us on 13 7000.





For enquiries, message us on the Bankwest App or  
Bankwest Online Banking, or call us on 13 17 19  
If you're a business customer, call 13 7000

# BUSINESS ZERO TRAN ACCOUNT STATEMENT

BSB Number	<b>302-100</b>
Account Number	<b>095292-0</b>
Period	<b>28 Jan 23 - 28 Feb 23</b>
Page 1 of 1	Statement Number 196



BS0593AN08 021764-000000 (005R)  
**BURNELEK SUPER FUND**  
PO BOX 1221  
STANHOPE GARDENS NSW 2768

Account of: **BURNELEK SUPER FUND**

## TRANSACTION DETAILS FOR ACCOUNT NUMBER: 095292-0

Date	Particulars	Debit	Credit	Balance
28 JAN 23	OPENING BALANCE			368.06
28 FEB 23	CLOSING BALANCE			368.06
	TOTAL DEBITS	\$0.00		
	TOTAL CREDITS		\$0.00	

Make sure you check the entries on this statement carefully. If you see something that doesn't seem right, call us on 13 7000. For more information about your account, and for details of the dispute resolution mechanism that covers disputed transactions and complaints (including how to access the mechanism and to make a complaint - including to the external dispute resolution body - the Australian Financial Complaints Authority), please see the Product Disclosure Statement for this product (available at our website and branches), or call/visit us. Bankwest, a division of Commonwealth Bank of Australia ABN 48 123 123 124 AFSL / Australian Credit Licence 234945. If you don't want to receive promotional information from us, let us know by calling us on 13 7000.



For enquiries, message us on the Bankwest App or  
Bankwest Online Banking, or call us on 13 17 19  
If you're a business customer, call 13 7000

**BUSINESS ZERO TRAN  
ACCOUNT STATEMENT**

BSB Number	<b>302-100</b>
Account Number	<b>095292-0</b>
Period	<b>1 Mar 23 - 28 Mar 23</b>
Page 1 of 1	Statement Number 197



BS0873AN03 008009-000000 (005R)

**BURNELEK SUPER FUND**

PO BOX 1221

STANHOPE GARDENS NSW 2768

Account of: **BURNELEK SUPER FUND****TRANSACTION DETAILS FOR ACCOUNT NUMBER: 095292-0**

Date	Particulars	Debit	Credit	Balance
01 MAR 23	OPENING BALANCE			368.06
28 MAR 23	CLOSING BALANCE			368.06
	TOTAL DEBITS	\$0.00		
	TOTAL CREDITS		\$0.00	

Make sure you check the entries on this statement carefully. If you see something that doesn't seem right, call us on 13 7000. For more information about your account, and for details of the dispute resolution mechanism that covers disputed transactions and complaints (including how to access the mechanism and to make a complaint - including to the external dispute resolution body - the Australian Financial Complaints Authority), please see the Product Disclosure Statement for this product (available at our website and branches), or call/visit us. Bankwest, a division of Commonwealth Bank of Australia ABN 48 123 123 124 AFSL / Australian Credit Licence 234945. If you don't want to receive promotional information from us, let us know by calling us on 13 7000.



For enquiries, message us on the Bankwest App or  
Bankwest Online Banking, or call us on 13 17 19  
If you're a business customer, call 13 7000

**BUSINESS ZERO TRAN  
ACCOUNT STATEMENT**

BSB Number	<b>302-100</b>
Account Number	<b>095292-0</b>
Period	<b>29 Mar 23 - 28 Apr 23</b>
Page 1 of 1	Statement Number 198



BS1183AN08 022782-000000 (005R)  
**BURNELEK SUPER FUND**  
PO BOX 1221  
STANHOPE GARDENS NSW 2768

Account of: **BURNELEK SUPER FUND**

**TRANSACTION DETAILS FOR ACCOUNT NUMBER: 095292-0**

Date	Particulars	Debit	Credit	Balance
<b>29 MAR 23</b>	<b>OPENING BALANCE</b>			<b>368.06</b>
31 MAR 23	DIVIDEND PPT ITM DIV		330.55	698.61
03 APR 23	BURNELEK SUPER F TRFR FOR SHARE PUR		30,000.00	30,698.61
05 APR 23	TPP TRUST A/C BUY 87957392	30,048.65		649.96
13 APR 23	DIVIDEND Brambles Limited		176.70	826.66
<b>28 APR 23</b>	<b>CLOSING BALANCE</b>			<b>826.66</b>
	TOTAL DEBITS	\$30,048.65		
	TOTAL CREDITS		\$30,507.25	

Make sure you check the entries on this statement carefully. If you see something that doesn't seem right, call us on 13 7000. For more information about your account, and for details of the dispute resolution mechanism that covers disputed transactions and complaints (including how to access the mechanism and to make a complaint - including to the external dispute resolution body - the Australian Financial Complaints Authority), please see the Product Disclosure Statement for this product (available at our website and branches), or call/visit us. Bankwest, a division of Commonwealth Bank of Australia ABN 48 123 123 124 AFSL / Australian Credit Licence 234945. If you don't want to receive promotional information from us, let us know by calling us on 13 7000.





For enquiries, message us on the Bankwest App or  
Bankwest Online Banking, or call us on 13 17 19  
If you're a business customer, call 13 7000

## BUSINESS ZERO TRAN ACCOUNT STATEMENT

BSB Number	<b>302-100</b>
Account Number	<b>095292-0</b>
Period	<b>29 Apr 23 - 26 May 23</b>
Page 1 of 1	Statement Number 199



BS1463AN04 013155-000000 (005R)  
**BURNELEK SUPER FUND**  
PO BOX 1221  
STANHOPE GARDENS NSW 2768

Account of: **BURNELEK SUPER FUND**

### TRANSACTION DETAILS FOR ACCOUNT NUMBER: 095292-0

Date	Particulars	Debit	Credit	Balance
<b>29 APR 23</b>	<b>OPENING BALANCE</b>			<b>826.66</b>
15 MAY 23	To Burnelek Super 01:42PM 13May transfer from Bankwest	826.66		0.00
<b>26 MAY 23</b>	<b>CLOSING BALANCE</b>			<b>0.00</b>
	TOTAL DEBITS	\$826.66		
	TOTAL CREDITS		\$0.00	

Make sure you check the entries on this statement carefully. If you see something that doesn't seem right, call us on 13 7000. For more information about your account, and for details of the dispute resolution mechanism that covers disputed transactions and complaints (including how to access the mechanism and to make a complaint - including to the external dispute resolution body - the Australian Financial Complaints Authority), please see the Product Disclosure Statement for this product (available at our website and branches), or call/visit us. Bankwest, a division of Commonwealth Bank of Australia ABN 48 123 123 124 AFSL / Australian Credit Licence 234945. If you don't want to receive promotional information from us, let us know by calling us on 13 7000.



For enquiries, message us on the Bankwest App or  
Bankwest Online Banking, or call us on 13 17 19  
If you're a business customer, call 13 7000

# BUSINESS ZERO TRAN ACCOUNT STATEMENT

BSB Number	<b>302-100</b>
Account Number	<b>095292-0</b>
Period	<b>27 May 23 - 28 Jun 23</b>
Page 1 of 4	Statement Number 200



BS1793AN03 008103-000000 (005R)  
**BURNELEK SUPER FUND**  
PO BOX 1221  
STANHOPE GARDENS NSW 2768



Account of: **BURNELEK SUPER FUND**

TRANSACTION DETAILS FOR ACCOUNT NUMBER: 095292-0				
Date	Particulars	Debit	Credit	Balance
27 MAY 23	OPENING BALANCE			0.00
28 JUN 23	CLOSING BALANCE			0.00
	TOTAL DEBITS	\$0.00		
	TOTAL CREDITS		\$0.00	

BS1793AN03 / 008103 / 0004977

Make sure you check the entries on this statement carefully. If you see something that doesn't seem right, call us on 13 7000. For more information about your account, and for details of the dispute resolution mechanism that covers disputed transactions and complaints (including how to access the mechanism and to make a complaint - including to the external dispute resolution body - the Australian Financial Complaints Authority), please see the Product Disclosure Statement for this product (available at our website and branches), or call/visit us. Bankwest, a division of Commonwealth Bank of Australia ABN 48 123 123 124 AFSL / Australian Credit Licence 234945. If you don't want to receive promotional information from us, let us know by calling us on 13 7000.



**BSB**

182512

**Account No.**

000970922605

**Account Name**BURNELEK SUPER PTY LTD ATF BURNELEK  
SUPER FUND

Robert Burnelek

PO BOX 1221

STANHOPE GARDENS NSW 2768



---

# Cash Management Account Transaction Listing Report

From 1 July 2022 to 30 June 2023

**Overview of this transaction listing report**

---

Opening balance	- Total debits	+ Total credits	= Closing balance
\$0.00	\$30,459.00	\$62,844.21	\$32,385.21 <b>CR</b>

---

## Account Name

BURNELEK SUPER PTY LTD ATF BURNELEK SUPER FUND



## Cash Management Account Transaction Listing Report

## Your transactions

Please check each entry on this report. If you think there is an error or unauthorised transaction, please contact us right away.

Date	Description	Debits	Credits	Balance
<b>Dec 2022</b>				
	<b>Opening balance</b>			<b>0.00</b>
Dec 12	BURNELEK,ROBERT trf from Bankwest		20,000.00	20,000.00 CR
Dec 13	MQG ITM DIV 001285988738		654.00	20,654.00 CR
Dec 15	PDL DIV 001287275322		147.21	20,801.21 CR
Dec 16	BURNELEK,ROBERT Trf Burnelek Super		15,990.00	36,791.21 CR
Dec 20	WBC DIVIDEND 001286431505		401.28	37,192.49 CR
Dec 20	BPAY TO ASIC	400.00		36,792.49 CR
Dec 30	MACQUARIE CMA INTEREST PAID		34.24	36,826.73 CR
<b>Jan 2023</b>				
Jan 13	ANZ REPLACEMENT A074/99997319		564.62	37,391.35 CR
Jan 23	PPT 001289310765		6,792.69	44,184.04 CR
Jan 23	QUICKSUPER QUICKSPR3394303899		2,918.37	47,102.41 CR
Jan 31	MACQUARIE CMA INTEREST PAID		69.98	47,172.39 CR
<b>Feb 2023</b>				
Feb 13	QUICKSUPER QUICKSPR3408934858		1,945.58	49,117.97 CR
Feb 24	GOODMAN GROUP FEB23/00836854		207.00	49,324.97 CR
Feb 28	MACQUARIE CMA INTEREST PAID		75.03	49,400.00 CR
<b>Mar 2023</b>				
Mar 14	QUICKSUPER QUICKSPR3430549555		1,945.58	51,345.58 CR
Mar 21	CHALLENGER LTD MAR23/00824223		240.00	51,585.58 CR
Mar 22	SONIC HEALTHCARE INT23/00867186		361.20	51,946.78 CR
Mar 29	SANTOS DIVIDEND AUS22/00937883		710.49	52,657.27 CR
Mar 30	BHP GROUP DIV AI387/00518073		1,363.64	54,020.91 CR
Mar 31	MACQUARIE CMA INTEREST PAID		92.85	54,113.76 CR
<b>Apr 2023</b>				
Apr 3	TRANSACT FUNDS TFR TO BURNELEK SUPER	30,000.00		24,113.76 CR
Apr 5	WOODSIDE FIN22/01037088		387.79	24,501.55 CR
Apr 11	QUICKSUPER QUICKSPR3450502625		1,945.58	26,447.13 CR
Apr 14	QBE DIVIDEND 22FPA/00851754		195.00	26,642.13 CR
Apr 24	BPAY TO ASIC	59.00		26,583.13 CR
Apr 28	MACQUARIE CMA INTEREST PAID		48.21	26,631.34 CR
<b>May 2023</b>				
May 8	QUICKSUPER QUICKSPR3471149971		1,945.58	28,576.92 CR
May 15	R BURNELEK transfer from Bankwest		826.66	29,403.58 CR
May 31	MACQUARIE CMA INTEREST PAID		60.55	29,464.13 CR
<b>Jun 2023</b>				
Jun 9	QUICKSUPER QUICKSPR3496245644		1,945.58	31,409.71 CR
Jun 27	WBC DIVIDEND 001296334575		910.00	32,319.71 CR

**Account Name**

BURNELEK SUPER PTY LTD ATF BURNELEK SUPER FUND

**Cash Management Account Transaction Listing Report**

Date	Description	Debits	Credits	Balance
Jun 30	MACQUARIE CMA INTEREST PAID		65.50	32,385.21 CR
	<b>Closing balance</b>			<b>32,385.21 CR</b>

**Check we have your latest details**

New contact details? Contact us to update them.

**End of transaction listing report**

Transaction I Narration	Debit	Credit	Balance	Transaction Ty	Type	Reference	Dividend	SGC	Purchase	Sale	Payment	Interest	Tax	Transfer
<b>Bankwest Account</b>														
1/07/2022 PDL ITM DIV 001278130955		\$883.26	\$24,261.56	DEP	Dividend	D1	\$883.26							\$883.26 \$883.26
1/07/2022 DIVIDEND ANZ DIVIDEND		\$514.80	\$24,776.36	DEP	Dividend	D2	\$514.80							\$514.80 \$514.80
4/07/2022 DIVIDEND MQG FNL DIV		\$763.00	\$25,539.36	DEP	Dividend	D3	\$763.00							\$763.00 \$763.00
20/07/2022 QUICKSUPER QUICKSPR3255665294		\$2,719.41	\$28,258.77	DEP	SGC			\$2,719.41						\$2,719.41 \$2,719.41
21/07/2022 MAGELLAN MAGELLAN0003061733		\$362.34	\$28,621.11	DEP	Dividend	D4	\$362.34							\$362.34 \$362.34
25/07/2022 IAS	\$480.00		\$28,141.11	TFD	Payment						-\$480.00			-\$480.00 -\$480.00
29/07/2022 ANZ Retail Entitlement Offer	\$907.20		\$27,233.91	TFD	Purchase				-\$907.20					-\$907.20 -\$907.20
22/08/2022 QUICKSUPER QUICKSPR3280523800		\$1,944.59	\$29,178.50	DEP	SGC			\$1,944.59						\$1,944.59 \$1,944.59
25/08/2022 DIVIDEND GOODMAN GROUP		\$207.00	\$29,385.50	DEP	Dividend	D5	\$207.00							\$207.00 \$207.00
15/09/2022 QUICKSUPER QUICKSPR3299526623		\$1,945.58	\$31,331.08	DEP	SGC			\$1,945.58						\$1,945.58 \$1,945.58
21/09/2022 DIVIDEND CHALLENGER LTD		\$230.00	\$31,561.08	DEP	Dividend	D6	\$230.00							\$230.00 \$230.00
21/09/2022 DIVIDEND SONIC HEALTHCARE		\$516.00	\$32,077.08	DEP	Dividend	D7	\$516.00							\$516.00 \$516.00
21/09/2022 DIVIDEND SANTOS DIVIDEND		\$347.15	\$32,424.23	DEP	Dividend	D8	\$347.15							\$347.15 \$347.15
23/09/2022 ATO ATO004000016877914		\$911.29	\$33,335.52	DEP	Tax								\$911.29	\$911.29 \$911.29
23/09/2022 DIVIDEND BHP GROUP DIV		\$2,551.84	\$35,887.36	DEP	Dividend	D9	\$2,551.84							\$2,551.84 \$2,551.84
23/09/2022 DIVIDEND QBE DIVIDEND		\$58.50	\$35,945.86	DEP	Dividend	D10	\$58.50							\$58.50 \$58.50
6/10/2022 DIVIDEND WOODSIDE		\$287.92	\$36,233.78	DEP	Dividend	D11	\$287.92							\$287.92 \$287.92
10/10/2022 QUICKSUPER QUICKSPR3317867049		\$1,945.58	\$38,179.36	DEP	SGC			\$1,945.58						\$1,945.58 \$1,945.58
13/10/2022 DIVIDEND Brambles Limited		\$172.50	\$38,351.86	DEP	Dividend	D12	\$172.50							\$172.50 \$172.50
17/10/2022 IAS	\$489.00		\$37,862.86	TFD	Payment						-\$489.00			-\$489.00 -\$489.00
17/10/2022 BURNELSF	\$1,980.00		\$35,882.86	WDL	Payment						-\$1,980.00			-\$1,980.00 -\$1,980.00
17/10/2022 audit fees	\$330.00		\$35,552.86	WDL	Payment						-\$330.00			-\$330.00 -\$330.00
9/11/2022 QUICKSUPER QUICKSPR3342024869		\$1,945.58	\$37,498.44	DEP	SGC			\$1,945.58						\$1,945.58 \$1,945.58
21/11/2022 Div 293 tax	\$3,448.30		\$34,050.14	TFD	Payment						-\$3,448.30			-\$3,448.30 -\$3,448.30
12/12/2022 Transfer to Burnelek Super Macquarie	\$20,000.00		\$14,050.14	WDL	Transfer									-\$20,000.00 -\$20,000.00
12/12/2022 QUICKSUPER QUICKSPR3366189248		\$1,945.58	\$15,995.72	DEP	SGC			\$1,945.58						\$1,945.58 \$1,945.58
16/12/2022 Transfer to Burnelek Super Macquarie	\$15,990.00		\$5.72	WDL	Transfer									-\$15,990.00 -\$15,990.00
18/01/2023 MAGELLAN MAGELLAN0003412797		\$362.34	\$368.06	DEP	Dividend	D24	-\$362.34							-\$362.34 -\$362.34
31/03/2023 DIVIDEND PPT ITM DIV		\$330.55	\$698.61	DEP	Dividend	D25	-\$330.55							-\$330.55 -\$330.55
3/04/2023 BURNELEK SUPER F TRFR FOR SHARE PL	-\$30,000.00		\$30,698.61	DEP	Transfer									\$30,000.00 \$30,000.00
5/04/2023 TPP TRUST A/C BUY 87957392	\$30,048.65		\$649.96	WDL	Purchase				-\$30,048.65					-\$30,048.65 -\$30,048.65
13/04/2023 DIVIDEND Brambles Limited		\$176.70	\$826.66	DEP	Dividend	D26	-\$176.70							-\$176.70 -\$176.70
15/05/2023 To Burnelek Super 01:42PM 13May tran	\$826.66		\$0.00	WDL	Transfer									-\$826.66 -\$826.66
<b>Macquarie Bank Account</b>														
12/12/2022 Burnelek,robert Trf From Bankwest		\$20,000.00	\$20,000.00		Transfer									\$20,000.00 \$20,000.00
13/12/2022 Mqg Itm Div 001285988738		\$654.00	\$20,654.00		Dividend	D13	\$654.00							\$654.00 \$654.00
15/12/2022 Pdl Div 001287275322		\$147.21	\$20,801.21		Dividend	D14	\$147.21							\$147.21 \$147.21
16/12/2022 Burnelek,robert Trf Burnelek Super		\$15,990.00	\$36,791.21		Transfer									\$15,990.00 \$15,990.00
20/12/2022 Wbc Dividend 001286431505		\$401.28	\$37,192.49		Dividend	D15	\$401.28							\$401.28 \$401.28
20/12/2022 Bpay To Asic Receipt number: MBL2022	\$400.00		\$36,792.49		Payment						-\$400.00			-\$400.00 -\$400.00
30/12/2022 Macquarie Cma Interest Paid		\$34.24	\$36,826.73		Interest							\$34.24		\$34.24 \$34.24
13/01/2023 Anz Replacement A074/99997319		\$564.62	\$37,391.35		Dividend	D16	\$564.62							\$564.62 \$564.62
23/01/2023 Ppt 001289310765		\$6,792.69	\$44,184.04		Sale				\$6,792.69					\$6,792.69 \$6,792.69
23/01/2023 Quicksuper Quickspr3394303899		\$2,918.37	\$47,102.41		SGC			\$2,918.37						\$2,918.37 \$2,918.37
31/01/2023 Macquarie Cma Interest Paid		\$69.98	\$47,172.39		Interest							\$69.98		\$69.98 \$69.98
13/02/2023 Quicksuper Quickspr3408934858		\$1,945.58	\$49,117.97		SGC			\$1,945.58						\$1,945.58 \$1,945.58
24/02/2023 Goodman Group Feb23/00836854		\$207.00	\$49,324.97		Dividend	D17	\$207.00							\$207.00 \$207.00
28/02/2023 Macquarie Cma Interest Paid		\$75.03	\$49,400.00		Interest							\$75.03		\$75.03 \$75.03
14/03/2023 Quicksuper Quickspr3430549555		\$1,945.58	\$51,345.58		SGC			\$1,945.58						\$1,945.58 \$1,945.58



<b>Client name</b>	BURNELEK SUPER FUND	<b>Fin Accounts Prepared by</b>	Fiona Ludlam
<b>Client code</b>	BURNELEKSF	<b>Date prepared</b>	20-Nov-2023
<b>Year ended</b>	30-Jun-2023	<b>Reviewed by</b>	
<b>SRN/HIN</b>	X0087030369	<b>Date reviewed</b>	
<b>Postcode</b>	2768	<a href="#">Back to Cover</a>	

**1 Income Tax Reconciliation**

Attach a tax reconciliation report. Tax reconciliation was reviewed to ensure that tax details are correct and agreed DTA/DTL. *Please note that for super funds predominantly in pension phase, DTA and DTL should be nil.*

**2 Tax Receipts and Payments**

Attach ATO portal printouts for ITA and ICA  
Reviewed tax payments and receipts and agreed to the ATO portal

**3 Deducted Members Contribution**

Were there member deducted contributions during the financial year? *If yes, please ensure that members meet conditions of acceptance and that members' election and trustees' acknowledgement under s290-170 have been documented in financial account*

No
----

**4,5,6 Calculations**

Reviewed tax WP, tax rec and tax return - correct application of Tax Laws  
Expenses were recorded correctly  
Refer to attached tax reconciliation report

**Burnelek Super Fund**  
**Tax Accounting Reconciliation**  
For the period 1 July 2022 to 30 June 2023

<b>Operating Statement Profit vs. Provision for Income Tax</b>	<b>2023</b>
	<b>\$</b>
<b>Benefits Accrued as a Result of Operations before Income Tax</b>	<b>59,771.32</b>
<b><u>ADD:</u></b>	
Franking Credits	4,034.83
Lump Sums Paid	3,448.30
Non-Deductible Expenses	344.00
Non-Taxable Income	1,758.38
Realised Capital Losses	2,738.51
<b><u>LESS:</u></b>	
Increase in Market Value	29,531.09
Distributed Capital Gains	2,728.71
Rounding	2.54
<b>Taxable Income or Loss</b>	<b>39,833.00</b>
	<b>Income Amount</b>
Gross Tax @ 15% for Concessional Income	39,833.00
Gross Tax @ 45% for Net Non-Arm's Length Income	0.00
No-TFN Quoted Contributions @ 32%	0.00
Change in Carried Forward Losses	0.00
<b>Provision for Income Tax</b>	<b>5,973.95</b>
	<b>Tax Amount</b>
Gross Tax @ 15% for Concessional Income	5,974.95
Gross Tax @ 45% for Net Non-Arm's Length Income	0.00
No-TFN Quoted Contributions @ 32%	0.00
Change in Carried Forward Losses	(1.00)

**Provision for Income Tax vs. Income Tax Expense**

<b>Provision for Income Tax</b>	<b>5,973.95</b>
<b><u>ADD:</u></b>	
Change in Deferred Tax Liability	2,777.30
<b><u>LESS:</u></b>	
Franking Credits	4,034.83
<b>Income Tax Expense</b>	<b>4,716.42</b>

**Provision for Income Tax vs. Income Tax Payable**

<b>Provision for Income Tax</b>	<b>5,973.95</b>
<b><u>ADD:</u></b>	
Change in Carried Forward Losses	1.00
<b><u>LESS:</u></b>	
Franking Credits	4,034.83
Foreign Tax Credits	41.49
Income Tax Instalments Paid	489.00
<b>Income Tax Payable (Receivable)</b>	<b>1,409.63</b>

---

**Burnelek Super Fund**  
**Tax Accounting Reconciliation**  
**For the period 1 July 2022 to 30 June 2023**

---

**Exempt Current Pension Income Settings**

---

Pension Exempt % (Actuarial)	0.0000%
Pension Exempt % (Expenses)	0.0000%
Assets Segregated For Pensions	No





Australian Government  
Australian Taxation Office

## PAYG Instalments report 2023

**Tax Agent** 66576009  
**Last Updated** 11/11/2023

<b>TFN</b>	<b>Client Name</b>	<b>Quarter 1 (\$)</b>	<b>Quarter 2 (\$)</b>	<b>Quarter 3 (\$)</b>	<b>Quarter 4 (\$)</b>	<b>Total Instalment (\$)</b>
854785552	BURNELEK SUPER FUND	489.00	Not Applicable	Not Applicable	Not Applicable	489.00

**Total No of Clients: 1**



## Activity statement 001

<b>Date generated</b>	16 November 2023
<b>Overdue</b>	\$0.00
<b>Not yet due</b>	\$0.00
<b>Balance</b>	\$0.00

## Transactions

15 results found - from **16 November 2021** to **16 November 2023** sorted by **processed date** ordered **newest to oldest**

Processed date	Effective date	Description	Debit (DR)	Credit (CR)	Balance
27 Oct 2022	28 Oct 2022	Original Activity Statement for the period ending 30 Sep 22 - PAYG Instalments	\$489.00		\$0.00
18 Oct 2022	17 Oct 2022	Payment received		\$489.00	\$489.00 CR
19 Sep 2022	19 Sep 2022	Credit transfer received from Income Tax Account		\$346.00	\$0.00
1 Aug 2022	26 Jul 2022	General interest charge			\$346.00 DR
31 Jul 2022	28 Jul 2022	Original Activity Statement for the period ending 30 Jun 22 - PAYG Instalments	\$480.00		\$346.00 DR
26 Jul 2022	26 Jul 2022	General interest charge			\$134.00 CR
26 Jul 2022	25 Jul 2022	Payment received		\$480.00	\$134.00 CR
1 May 2022	1 May 2022	General interest charge			\$346.00 DR
1 May 2022	28 Apr 2022	Original Activity Statement for the period ending 31 Mar 22 - PAYG Instalments	\$747.00		\$346.00 DR
20 Apr 2022	20 Apr 2022	General interest charge			\$401.00 CR
20 Apr 2022	19 Apr 2022	Payment received		\$747.00	\$401.00 CR
1 Apr 2022	1 Apr 2022	General interest charge			\$346.00 DR

<b>Processed date</b>	<b>Effective date</b>	<b>Description</b>	<b>Debit (DR)</b>	<b>Credit (CR)</b>	<b>Balance</b>
7 Mar 2022	28 Feb 2022	Original Activity Statement for the period ending 31 Dec 21 - PAYG Instalments	\$346.00		\$346.00 DR
23 Nov 2021	23 Nov 2021	General interest charge			\$0.00
23 Nov 2021	22 Nov 2021	Payment received		\$692.00	\$0.00



**Agent** ROACH & BRUCE CONSULTING  
P/L  
**Client** BURNELEK SUPER FUND  
**ABN** 32 327 927 103  
**TFN** 854 785 552

## Income tax 551

<b>Date generated</b>	16 November 2023
<b>Overdue</b>	\$0.00
<b>Not yet due</b>	\$0.00
<b>Balance</b>	\$0.00

## Transactions

5 results found - from **16 November 2021** to **16 November 2023** sorted by **processed date** ordered **newest to oldest**

Processed date	Effective date	Description	Debit (DR)	Credit (CR)	Balance
19 Sep 2022	23 Sep 2022	EFT refund for Income Tax for the period from 01 Jul 21 to 30 Jun 22	\$911.29		\$0.00
19 Sep 2022	19 Sep 2022	Credit transferred to Integrated Client Account	\$346.00		\$911.29 CR
19 Sep 2022	19 Sep 2022	Tax return Self Man Superfund - Income Tax for the period from 01 Jul 21 to 30 Jun 22		\$1,257.29	\$1,257.29 CR
20 Apr 2022	19 Apr 2022	Payment received		\$1,834.33	\$0.00
28 Feb 2022	16 May 2022	Tax return Self Man Superfund - Income Tax for the period from 01 Jul 20 to 30 Jun 21	\$1,834.33		\$1,834.33 DR

**Burnelek Super Fund**  
**Investment Income Summary**  
**For the period 1 July 2022 to 30 June 2023**

Total Income	Add			Less					Taxable Income (excluding Capital Gains)	Indexed Capital Gains *	Discounted Capital Gains *	Other Capital Gains *	CGT Concession Amount *	
	Franking Credits	Foreign Credits	TFN Credits	Tax Free	Tax Exempt	Tax Deferred	Distributed Capital Gains	GST						
<b><i>Bank</i></b>														
Macquarie Cash Management Account														
446.36	0.00	0.00	0.00	0.00	0.00	0.00	0.00	0.00	0.00	446.36	0.00	0.00	0.00	0.00
<b>446.36</b>	<b>0.00</b>	<b>0.00</b>	<b>0.00</b>	<b>0.00</b>	<b>0.00</b>	<b>0.00</b>	<b>0.00</b>	<b>0.00</b>	<b>0.00</b>	<b>446.36</b>	<b>0.00</b>	<b>0.00</b>	<b>0.00</b>	<b>0.00</b>
<b><i>Listed Securities Market</i></b>														
Australia and New Zealand Banking Group Limited - Ordinary Fully Paid (ASX:ANZ)														
1,079.42	462.61	0.00	0.00	0.00	0.00	0.00	0.00	0.00	0.00	1,542.03	0.00	0.00	0.00	0.00
BHP Group Limited - Fully Paid Ordinary (ASX:BHP)														
3,915.48	1,678.07	0.00	0.00	0.00	0.00	0.00	0.00	0.00	0.00	5,593.55	0.00	0.00	0.00	0.00
Brambles Limited - Ordinary Fully Paid (ASX:BXB)														
349.20	52.38	0.00	0.00	0.00	0.00	0.00	0.00	0.00	0.00	401.58	0.00	0.00	0.00	0.00
Challenger Limited (ASX:CGF)														
470.00	201.43	0.00	0.00	0.00	0.00	0.00	0.00	0.00	0.00	671.43	0.00	0.00	0.00	0.00
Goodman Group - Fully Paid Ordinary/Units Stapled Securities (ASX:GMG)														
379.50	1.43	2.13	0.00	0.00	0.00	16.39	269.88	0.00	0.00	96.79	0.00	134.94	0.00	134.94
Macquarie Group Limited (ASX:MQG)														
1,417.00	242.91	0.00	0.00	0.00	0.00	0.00	0.00	0.00	0.00	1,659.91	0.00	0.00	0.00	0.00
Magellan Global Fund. - Ordinary Units Fully Paid Closed Class Def Set (ASX:MGF)														
727.65	0.00	39.36	0.00	0.00	(1,774.77)	0.00	2,458.83	0.00	0.00	82.95	0.00	1,229.41	0.00	1,229.42
Pental Group Limited (ASX:PDL)														
1,030.47	100.95	0.00	0.00	0.00	0.00	0.00	0.00	0.00	0.00	1,131.42	0.00	0.00	0.00	0.00
Perpetual Limited (ASX:PPT)														
330.55	56.67	0.00	0.00	0.00	0.00	0.00	0.00	0.00	0.00	387.22	0.00	0.00	0.00	0.00
Qbe Insurance Group Limited - Ordinary Fully Paid (ASX:QBE)														
253.50	10.87	0.00	0.00	0.00	0.00	0.00	0.00	0.00	0.00	264.37	0.00	0.00	0.00	0.00
Santos Limited (ASX:STO)														
1,057.64	0.00	0.00	0.00	0.00	0.00	0.00	0.00	0.00	0.00	1,057.64	0.00	0.00	0.00	0.00
Sonic Healthcare Limited (ASX:SHL)														

**Burnelek Super Fund**  
**Investment Income Summary**  
**For the period 1 July 2022 to 30 June 2023**

Total Income	Add			Less					Taxable Income (excluding Capital Gains)	Indexed Capital Gains *	Discounted Capital Gains *	Other Capital Gains *	CGT Concession Amount *
	Franking Credits	Foreign Credits	TFN Credits	Tax Free	Tax Exempt	Tax Deferred	Distributed Capital Gains	GST					
877.20	375.94	0.00	0.00	0.00	0.00	0.00	0.00	0.00	1,253.14	0.00	0.00	0.00	0.00
Westpac Banking Corporation - Ordinary Fully Paid (ASX:WBC)													
1,311.28	561.98	0.00	0.00	0.00	0.00	0.00	0.00	0.00	1,873.26	0.00	0.00	0.00	0.00
Woodside Energy Group Ltd (ASX:WDS)													
675.71	289.59	0.00	0.00	0.00	0.00	0.00	0.00	0.00	965.30	0.00	0.00	0.00	0.00
<b>13,874.60</b>	<b>4,034.83</b>	<b>41.49</b>	<b>0.00</b>	<b>0.00</b>	<b>(1,774.77)</b>	<b>16.39</b>	<b>2,728.71</b>	<b>0.00</b>	<b>16,980.59</b>	<b>0.00</b>	<b>1,364.35</b>	<b>0.00</b>	<b>1,364.36</b>
<b>14,320.96</b>	<b>4,034.83</b>	<b>41.49</b>	<b>0.00</b>	<b>0.00</b>	<b>(1,774.77)</b>	<b>16.39</b>	<b>2,728.71</b>	<b>0.00</b>	<b>17,426.95</b>	<b>0.00</b>	<b>1,364.35</b>	<b>0.00</b>	<b>1,364.36</b>

\* Distributed capital gains components correspond to the cash amount received. You should refer to Realised Capital Gains or Distribution Reconciliation Reports for tax and capital gain reporting purpose.

**Burnelek Super Fund**  
**Realised Capital Gains**  
For the period from 1 July 2022 to 30 June 2023

	Accounting Treatment				Taxation Treatment						
	Quantity	Proceeds	Excess Tax Value*	Original Cost	Accounting Profit/(Loss)	Cost Base Calculation		Capital Gains Calculation			
						Adjusted	Reduced	Indexation	Discounted	Other	Deferred
<b><u>Listed Derivatives Market</u></b>											
<b>ANZR (ASX:ANZR)</b>											
25/08/2022	Sale	48.00	0.00	0.00		0.00			0.00		
		48.00	0.00	0.00		0.00			0.00		0.00
<b>Listed Derivatives Market Total</b>			0.00	0.00		0.00			0.00		0.00
<b><u>Listed Securities Market</u></b>											
<b>Goodman Group - Fully Paid Ordinary/Units Stapled Securities (ASX:GMG)</b>											
30/06/2023	Dist	0.00	0.00	0.00					147.21		
30/06/2023	Dist	0.00	0.00	0.00					98.14		
30/06/2023	Dist	0.00	0.00	0.00					24.53		
		0.00	0.00	0.00					269.88		0.00
<b>Magellan Global Fund. - Ordinary Units Fully Paid Closed Class Def Set (ASX:MGF)</b>											
30/06/2023	Dist	0.00	0.00	0.00					722.44		
30/06/2023	Dist	0.00	0.00	0.00					1,736.40		
		0.00	0.00	0.00					2,458.84		0.00
<b>Pendal Group Limited (ASX:PDL)</b>											
23/01/2023	Sale	4,206.00	6,792.69	9,531.20	(2,738.51)		9,531.20				2,738.51
		4,206.00	6,792.69	9,531.20	(2,738.51)		9,531.20				0.00
<b>Listed Securities Market Total</b>			6,792.69	9,531.20	(2,738.51)		9,531.20		2,728.72		0.00
<b>Grand Total</b>			<b>6,792.69</b>	<b>9,531.20</b>	<b>(2,738.51)</b>	<b>0.00</b>	<b>9,531.20</b>		<b>2,728.72</b>		<b>0.00</b>
											<b>2,738.51</b>

\* Where there is an Excess Tax Value Amount, the Accounting Profit/(Loss) figure takes account of this. Accounting Profit/(Loss) equals Proceeds less Excess Tax Value less Original Cost.



**Burnelek Super Fund**  
**Realised Capital Gains**  
For the period from 1 July 2022 to 30 June 2023

**Capital Gains Tax Return Summary**

	Indexation	Discount	Other	Deferred	Total Capital Gains	Capital Losses
<b>Current Year Capital Gains</b>						
Shares & Units - Listed Shares	0.00	0.00	0.00	0.00	0.00	2,738.00
Shares & Units - Other Shares	0.00	0.00	0.00	0.00	0.00	0.00
Shares & Units - Listed Trusts	0.00	0.00	0.00	0.00	0.00	0.00
Shares & Units - Other Units	0.00	0.00	0.00	0.00	0.00	0.00
Australian Real Estate	0.00	0.00	0.00	0.00	0.00	0.00
Other Real Estate	0.00	0.00	0.00	0.00	0.00	0.00
Collectables	0.00	0.00	0.00	0.00	0.00	0.00
Other CGT Assets & Other CGT Events	0.00	0.00	0.00	0.00	0.00	0.00
Distributed Capital Gains from Trusts	0.00	2,728.00	0.00	0.00	2,728.00	0.00
	<u>0.00</u>	<u>2,728.00</u>	<u>0.00</u>	<u>0.00</u>	<u>2,728.00</u>	<u>2,738.00</u>
<b>Capital Losses Applied</b>						
Current Year	0.00	2,728.00	0.00	0.00	2,728.00	
Prior Years	0.00	0.00	0.00	0.00	0.00	
	<u>0.00</u>	<u>2,728.00</u>	<u>0.00</u>	<u>0.00</u>	<u>2,728.00</u>	
<b>Net Capital Gains</b>						
Net Gain after applying losses	0.00	0.00	0.00	0.00	0.00	
Discount applicable		0.00				
Net Gain after applying discount	<u>0.00</u>	<u>0.00</u>	<u>0.00</u>	<u>0.00</u>	<u>0.00</u>	

<b>Client name</b>	BURNELEK SUPER FUND	<b>Fin Accounts Prepared by</b>	Fiona Ludlam
<b>Client code</b>	BURNELEKSF	<b>Date prepared</b>	20-Nov-2023
<b>Year ended</b>	30-Jun-2023	<b>Reviewed by</b>	
<b>SRN/HIN</b>	X0087030369	<b>Date reviewed</b>	
<b>Postcode</b>	2768	<a href="#">Back to Cover</a>	

**Benefits Paid**

b Did the member participate in early access to super?

No

1.1 a Were there pension benefits paid to members during the financial year?

No

c Have you confirmed with the ATO, the tax free low rate cap of the Superannuation Lump Sum benefit for the following members?

N/A

[Enter name of member 1]

[Enter name of member 2]

[Enter name of member 3]

[Enter name of member 4]

*This amount is beneficial to members who have reached preservation age and are permanently retired (never intending to work again) as it is tax free. For the year ended 30 June 2019, 30 June 2020, 30 June 2021 & 30 June 2023 the thresholds are \$205,000, \$210,000, \$215,000 & \$230,000 respectively.*

Was there also an accumulation account for more than one day?

Yes

<b>Client name</b>	BURNELEK SUPER FUND	<b>Fin Accounts Prepared by</b>	Fiona Ludlam
<b>Client code</b>	BURNELEKSF	<b>Date prepared</b>	20-Nov-2023
<b>Year ended</b>	30-Jun-2023	<b>Reviewed by</b>	
<b>SRN/HIN</b>	X0087030369	<b>Date reviewed</b>	
<b>Postcode</b>	2768	<a href="#">Back to Cover</a>	

<b>Minimum pension for the financial year beginning</b>	01-Jul-2022	
Days in financial year	365.00	
Name of members	<b>Member 1</b>	<b>Member 2</b>
Account ID (please use M0000X format)	<b>M00001</b>	<b>M00002</b>
Member's date of birth	30-Jul-1945	30-Jul-1945
Age at beginning of financial year audited	76	76
Pension commencement date	01-Jul-2013	01-Jul-2013
Is this a transition to retirement pension?	<b>No</b>	<b>Please Select</b>
Days in pension during financial year	365	365
Member's account balance at the end of the previous financial year or when pension is commenced		
Account based percentage for previous financial year	3.0%	3.0%
Minimum pension amount	-	-
Maximum pension amount		
Pension taken for the financial year ending 30 Jun 2023		

<b>Client name</b>	BURNELEK SUPER FUND	<b>Fin Accounts Prepared by</b>	Fiona Ludlam
<b>Client code</b>	BURNELEKSF	<b>Date prepared</b>	20-Nov-2023
<b>Year ended</b>	30-Jun-2023	<b>Reviewed by</b>	
<b>SRN/HIN</b>	X0087030369	<b>Date reviewed</b>	
<b>Postcode</b>	2768	<a href="#">Back to Cover</a>	

**Minimum pension for the next financial year beginning**

01-Jul-2023

	<b>Member 1</b>	<b>Member 2</b>
Name of members		
Account ID (please use M0000X format)	<b>M00001</b>	<b>M00002</b>
Age at beginning of next financial year	77	77
Is this a transition to retirement pension?	No	Please Select
Member's account balance at the beginning of the financial year		
Account based percentage for next financial year	6.0%	6.0%
Minimum pension amount	-	-
Maximum pension amount		

1.2 Has the minimum pension requirement been met and paid out correctly?

Yes

1.3 Was the pension paid consistent with prior years?

Yes

1.4 Is the pension reversionary?

No

1.5 Does the pension member have a Commonwealth Seniors Health Card?

No

1.6 Was TBAR Reporting update to date? Add Relevant tag in Class Super.

Yes

**Creditors**

2 & 3 Super fund does not have any creditors apart from tax liabilities (current and deferred) and/or accrued accounting/audit fees.

**Borrowings**

4 Reviewed records and reasonably confirm that there were no borrowings that would cause the

Client name	BURNELEK SUPER FUND	Fin Accounts Prepared by	Fiona Ludlam
Client code	BURNELEKSF	Date prepared	20-Nov-2023
Year ended	30-Jun-2023	Reviewed by	
SRN/HIN	X0087030369	Date reviewed	
Postcode	2768	<a href="#">Back to Cover</a>	

**1 Benefits (member's balances)**

Reviewed member statements and agreed to financial report  
*Referred to attached Member Benefit Statements*

Yes

**2 Earnings**

Reviewed member statements and confirmed that incomes and expenses have been recorded and allocated correctly to members accounts.

Yes

**3 Reserves**

All earnings were allocated to members accounts. Ensure reserves were permitted and recorded in the financial report in accordance with the trustees' policy.

N/A

**4 Contributions**

Confirmed all contributions received have been allocated to the correct members account. Otherwise must be rejected within 28 days after the end of the month in which it is received. Refer to Schedule N

Yes

**5 External Superannuation Interests**

Do the member(s) have superannuation interests outside of the SMSF?

No

Has this been entered into Class?

N/A

**If No, enter into Class using the following steps: Select "Members" --> "Contribution Caps" --> "Edit" (bottom left corner) --> Under Total Superannuation Balance include it in the accumulation/retirement phase "External" box**

**6 Binding Death Benefit Nominations (BDBNs)**

BDBNs have been reviewed and are still valid?  
*Ensure has been entered into Class Super*

No

**Note: Does the trust deed provide for non-lapsing BDBNs? All new and amended Trust Deeds from Patricia Holdings should have this, please check para 51.2.8 or relevant paragraph. Members without dependants should amend their deed immediately)**

**BDBNs can only be left to financial dependants Check trust deed in the event of death of member and there is no binding death nomination**

**Witnesses to the BDBNs should not be trustees or beneficiaries of the super fund i.e. independent**

## Burnelek Super Fund

### Members Summary Report - For the period 01/07/2022 to 30/06/2023

Member's Detail	Opening Balance	Increases				Decreases				Closing Balance	
		Contrib	Tran In	Profit	Ins Proc	Tax	Exp	Ins Prem	Tran Out	Ben Paid	
<b>Mr Robert Burnelek</b>											
258 Railway Parade Blaxland NSW 2774											
Accumulation <b>Accumulation</b>	284,334.87	25,092.59	0.00	38,127.03	0.00	(4,716.42)	0.00	0.00	0.00	(3,448.30)	339,389.77
	284,334.87	25,092.59	0.00	38,127.03	0.00	(4,716.42)	0.00	0.00	0.00	(3,448.30)	339,389.77
	284,334.87	25,092.59	0.00	38,127.03	0.00	(4,716.42)	0.00	0.00	0.00	(3,448.30)	339,389.77

**Burnelek Super Fund**  
(ABN: 32 327 927 103)

**Consolidated Member Benefit Totals**

Period	Member Account Details
1 July 2022 - 30 June 2023	Residential Address: 258 Railway Parade Blaxland, NSW 2774
Member	Number: BURNER0
Mr Robert Burnelek	Date of Birth: 1 May 1967 Date Joined Fund: 26 November 2006 Eligible Service Date: 4 February 1991 Tax File Number Held: Yes

*Note: this report provides a consolidated view of the Member's interests in the SMSF  
Refer to the Member Benefit Statements produced for each member account for further details*

**Your Accounts**

<b>Withdrawal Benefit</b> as at 1 Jul 2022	
Accumulation	284,334.87
<b>Total</b> as at 1 Jul 2022	<b>284,334.87</b>
<b>Withdrawal Benefit</b> as at 30 Jun 2023	
Accumulation	339,389.77
<b>Total</b> as at 30 Jun 2023	<b>339,389.77</b>

**Your Tax Components**

Tax Free	-
Taxable - Taxed	339,389.77
Taxable - Untaxed	-

**Your Preservation Components**

Preserved	338,925.37
Restricted Non Preserved	-
Unrestricted Non Preserved	464.40

**Your Insurance Benefits**

No insurance details have been recorded

**Your Beneficiaries**

No beneficiary details have been recorded



**Burnelek Super Fund**  
(ABN: 32 327 927 103)

**Member Benefit Statement**

<b>Period</b>	<b>Member Account Details</b>
<b>1 July 2022 - 30 June 2023</b>	Residential Address: 258 Railway Parade Blaxland, NSW 2774
<b>Member</b>	Date of Birth: 1 May 1967
Number: BURNER0	Date Joined Fund: 26 November 2006
<b>Mr Robert Burnelek</b>	Eligible Service Date: 4 February 1991
<b>Accumulation Account</b>	Tax File Number Held: Yes
<b>Accumulation</b>	Account Start Date: 26 November 2006

<b>Your Account Summary</b>	
<b>Withdrawal Benefit</b> as at 1 Jul 2022	<b>284,334.87</b>
<i><u>Increases to your account:</u></i>	
Employer Contributions	25,092.59
Share Of Net Fund Income	38,127.03
<u>Total Increases</u>	<u>63,219.62</u>
<i><u>Decreases to your account:</u></i>	
Contributions Tax	3,763.89
Lump Sum Cash Payments	3,448.30
Tax on Net Fund Income	952.53
<u>Total Decreases</u>	<u>8,164.72</u>
<b>Withdrawal Benefit</b> as at 30 Jun 2023	<b><u>339,389.77</u></b>

<b>Your Tax Components</b>	
Tax Free	0.0000 % -
Taxable - Taxed	339,389.77
Taxable - Untaxed	-
<b>Your Preservation Components</b>	
Preserved	338,925.37
Restricted Non Preserved	-
Unrestricted Non Preserved	464.40
<b>Your Insurance Benefits</b>	
No insurance details have been recorded	
<b>Your Beneficiaries</b>	
No beneficiary details have been recorded	

**Trustee**

The Trustee of the Fund is as follows:

Burnelek Super Pty Ltd

The directors of the Trustee company are:

Robert Burnelek

**Availability of Other Fund Information**

Additional information regarding your membership is available on request. What your Fund can do is governed by the provisions of its Trust Deed, which is available for inspection. If you require further information or clarification of any aspect of your membership of the Fund, please contact your Fund's Administrator or Trustee.

**Trustee Disclaimer**

This statement has been prepared by the Trustee for the member whose name appears at the top of this statement. While every effort has been made by the Trustee to ensure the accuracy and completeness of this statement, the Trustee does not accept any liability for any errors, omissions or misprints.

Signed on behalf of the Trustee of the Fund

.....  
Robert Burnelek  
Director - Burnelek Super Pty Ltd

Statement Date: 30 June 2023

**For Enquiries:**

phone **0292328211**

mail **Burnelek Super Fund, Suite 7 Level 5 66 Hunter Street, Sydney NSW 2000**



BURNELEK SUPER FUND  
SE 7 L 5 66 HUNTER ST  
SYDNEY NSW 2000

Our reference: 7134493796203

Phone: 13 10 20

ABN: 32 327 927 103

14 November 2022

## Authority to release benefits due to Division 293 due and payable

Dear Trustee,

This is an authority to release benefits for ROBERT BURNELEK due to Division 293 due and payable. They have requested that \$3,448.30 be released from their superannuation account. The released amount is to be paid to the ATO.

### What you need to do

BURNELEK SUPER FUND is required within 20 business days of the date of this letter to:

- › make a payment to us of the **lesser** of either:
  - \$3,448.30 or
  - the sum of all available release amounts for each super interest held by you for ROBERT BURNELEK.
- › If you can't release the full amount, please specify your reason, and
- › return the enclosed statement to us.

You don't need to amend the contributions report you provided for this member in your SMSF annual return or member account transaction service (MATS). Releasing this benefit doesn't change the contributions you previously reported.

### Need help

If you have any questions, please phone **13 10 20** between 8:00am and 6:00pm, Monday to Friday.

Yours faithfully,  
**Grant Brodie**  
Deputy Commissioner of Taxation

#### PAY NOW

**Your payment reference  
number (PRN) is:**  
551001501004321211

BPAY®



**Bill code:** 75556  
**Ref:** 551001501004321211

#### Telephone & Internet Banking - BPAY®

Contact your bank or financial institution to make this payment from your cheque, savings, debit or credit card account. More info: [www.bpay.com.au](http://www.bpay.com.au)

#### CREDIT OR DEBIT CARD

Pay online with your credit or debit card at [www.governmenteasypay.gov.au/PayATO](http://www.governmenteasypay.gov.au/PayATO) or phone **1300 898 089**. A card payment fee applies.

#### OTHER PAYMENT OPTIONS

For other payment options, visit [ato.gov.au/paymentoptions](http://ato.gov.au/paymentoptions)



# Authority to release benefits due to Division 293 due and payable

## Release authority statement

14 November 2022

### How to complete this statement

You must:

- complete section B **and** if required section C
- sign and date the declaration (section E) that applies to you, and
- send the completed statement **without a cover sheet** by mail or fax:

#### mail to

Australian Taxation Office  
PO Box 3578  
ALBURY NSW 2640

#### OR fax individually to

1300 139 024

### Completing this form

- Print clearly, using a BLACK pen only.
- Use BLOCK LETTERS and print one character per box.

S M I T H S T

- Place  in ALL applicable boxes.

You must return this statement to us within 20 business days of the issue date on the enclosed letter.



## Section A: Member details

- 1 Title MR
- 2 Family name BURNELEK
- 3 First given name ROBERT
- 4 Member TFN 150100432
- 5 Member account number SMSF115783416780
- 6 Member identifier number
- 7 Unique superannuation identifier
- 8 Year of assessment 2021 - 22
- 9 Payment reference number 5510 0150 1004 3212 11

## Section B: Details of payment

Complete this section detailing the amount paid and if required the amount unable to be released from your member's super interest.

The amount to be paid to the ATO is \$ 3,448.30

10 Amount paid \$ , , .

Day Month Year  
 /  /

11 Date amount paid

12 Amount unable to be released  
(Complete section C if there is an amount unable to be released)  
\$ , , .

## Section C: Reason for not releasing money

Complete this section if you cannot pay the full amount from your member's super interests.

### 13 Reason for non-release or partial release (Place an in the applicable box)

- The member does not have sufficient funds available or no longer has any super interests within this fund.
- The member has funds available, though cannot be released due to the interest being a defined benefit interest.


## Section D: Super fund details

14 Super fund name BURNELEK SUPER FUND

15 Super fund ABN 32327927103

## Section E: Declaration

Complete the declaration that applies to you.

 Penalties may be imposed for giving false or misleading information.

### TRUSTEE, DIRECTOR OR AUTHORISED OFFICER DECLARATION

I declare that:

- the information contained in the statement is true and correct
- where an amount has been paid, it has been released from account(s) held by the member.

Name (Print in BLOCK LETTERS)

Signature

Date

Day	Month	Year
<input type="text"/>	<input type="text"/>	<input type="text"/>

Contact number

OR

### AUTHORISED REPRESENTATIVE DECLARATION

I, the authorised representative of the super provider, declare that:

- I have prepared the statement with the information supplied by the super provider
- I have received a declaration made by the super provider that the information provided to me for the preparation of this statement is true and correct
- I am authorised by the super provider to give the information in the statement to the ATO.

Name (Print in BLOCK LETTERS)

Signature

Date

Day	Month	Year
<input type="text"/>	<input type="text"/>	<input type="text"/>

Contact number

Tax agent number (if applicable)

### Privacy

The ATO is a government agency bound by the *Privacy Act 1988* in terms of collection and handling of personal information and tax file numbers (TFNs). For further information about privacy law notices please go to [ato.gov.au/privacy](http://ato.gov.au/privacy)

<b>Client name</b>	BURNELEK SUPER FUND	<b>Fin Accounts Prepared by</b>	Fiona Ludlam
<b>Client code</b>	BURNELEKSF	<b>Date prepared</b>	20-Nov-2023
<b>Year ended</b>	30/06/2023	<b>Reviewed by</b>	
<b>SRN/HIN</b>	X0087030369	<b>Date reviewed</b>	
<b>Postcode</b>	2768	<a href="#">Back to Cover</a>	

**1 Contributions**

Did the Super Fund receive any contributions during the financial year?

Yes

For contributions received during the financial year, confirmed that contributions were received and allocated correctly to members' account and that where conditions of acceptance are not met, contributions have been rejected within allowed timeframe.

Where applicable, ensure s290-170 deduction notices are dated prior to commencement of pension (e.g. if there are deducted contributions made during the year and those contributions are rolled into a pension that same financial year, the contribution notices must be dated before the commencement date of the pension)

**2 Analysis of Employer Contributions**

Analytical review (10.5% of Wages and Salary or up to the annual maximum contribution base)

	Robert Burnelek	Member 2
Wages and Salary		
Super Guarantee Rate	10.50%	10.50%
Compulsory employer contribution	-	-
Contribution received by super fund	25,092.59	
Maximum Contribution Base is (minimum required by employer)	25,292.40	25,292.40

Confirmed with the employer the total contributions received by the super fund is correct and have been allocated correctly to individual member's account.

Yes

**3 Conditions of Acceptance**

Member's date of birth

1/05/1967

1/05/1967

Member's age at the end of the financial year

56

56

**Concessional Contribution (CC)**

Does the member have super balance below \$500,000 in the financial year ending 30 Jun 2022

Yes

No

Member's concessional contribution cap is  
Concessional contribution received in financial year ending 30 Jun 2019

25,000.00  
14,502.12

Member's concessional contribution cap is  
Concessional contribution received in financial year ending 30 Jun 2020

25,000.00  
19,491.89

Member's concessional contribution cap is  
Concessional contribution received in financial year ending 30 Jun 2021

25,000.00  
21,461.27

Member's concessional contribution cap is  
Concessional contribution received in financial year ending 30 Jun 2022

27,500.00  
22,988.81

Member's concessional contribution cap is  
Concessional contribution received in financial year ending 30 Jun 2023

27,500.00  
25,092.59

<b>Client name</b>	BURNELEK SUPER FUND	<b>Fin Accounts Prepared by</b>	Fiona Ludlam
<b>Client code</b>	BURNELEKSF	<b>Date prepared</b>	20-Nov-2023
<b>Year ended</b>	30/06/2023	<b>Reviewed by</b>	
<b>SRN/HIN</b>	X0087030369	<b>Date reviewed</b>	
<b>Postcode</b>	2768	<a href="#">Back to Cover</a>	

Unused concessional cap carry forward contributions

Total unused available cap carried forward to the financial year ending 30 Jun 2024 26,463.32 130,000.00

**Non-Concessional Contribution (NCC)**

Member's non-concessional contribution cap is 110,000.00 110,000.00

Non-concessional contribution in the financial year ending 30 Jun 2023

Non-concessional contribution in the financial year ending 30 Jun 2022

Non-concessional contribution in the financial year ending 30 Jun 2021

Total non-concessional contribution in the current FY and the prior 2 years - -

Did the member bring forward contributions prior to 30 June 2023?

No	No
----	----

Yes
-----

Have the members satisfy conditions of acceptance listed below

**Under 67** - all contributions can be accepted

**Age 67 - 75**

**Over 75**

**Concessional Contributions Cap**

FY2022 all ages \$27,500 27,500 27,500

**Non-Concessional Contributions Cap**

FY2022 \$110,000 (for aged under 74, work test no longer needed from 1 July 2022) 110,000 110,000

Bring Forward 3 years for 75 and under (FY2022 depending on total superannuation balance) 330,000 330,000

If the member turned 67 during the year, can only bring forward two years.

**Changes to Non-Concessional Contributions Cap from 1 July 2022**

<u>Total superannuation balance</u> at 30 June of the previous financial year	Less than \$1.7m	Greater than or equal to \$1.7m
Non-concessional contributions cap	110,000	Nil

<u>Bring forward rules</u> Total superannuation balance on 30 June 2022	Max non-concessional contributions cap for the first year	Bring-forward period
Less than \$1.48m	330,000	3 years
\$1.48m to less than \$1.59m	220,000	2 years
\$1.59m to less than \$1.7m	110,000	No-bring-forward



Client name	BURNELEK SUPER FUND	Fin Accounts Prepared by	Fiona Ludlam
Client code	BURNELEKSF	Date prepared	20-Nov-2023
Year ended	30/06/2023	Reviewed by	
SRN/HIN	X0087030369	Date reviewed	
Postcode	2768	<a href="#">Back to Cover</a>	

\$1.7m	Nil	N/A
--------	-----	-----

**4 Transfer In**

Obtained a copy of the rollover statement  
 Confirmed that where applicable all transfers/rollovers have been recorded correctly ensuring that benefits characteristics are maintained and there were no other issues in relation to any benefits transferred/rolled over during the year

**5 Contributions Splitting**

Was spouse splitting applicable during the year? **Confirm with AJB and clients**

No

Ensure the trust deed allows for contribution splitting  
 Ensure spouse meet conditions for splitting, either:  
 - less than their preservation age **or**  
 - between preservation age and 65 years and not retired  
 Ensure contributions splitting application is completed correctly prior to processing  
 Check amounts are consistent with prior year and ensure benefit paid and rollover statements are attached to workpapers

**6 Recontribution Strategy**

Have you considered a re-contribution strategy for members of this fund?  
 \* Work-test requirement for members aged 67 or over for Non-concessional contributions  
 \* Members currently receiving transition to retirement pension - need to consider cost and benefits of this strategy  
 \* Tax-free and taxable components (less attractive if current tax-free component is already high)

N/A

Summarise your decision below:

**Burnelek Super Fund**  
**Contribution Caps**  
**For the Period From 1 July 2022 to 30 June 2023**

**Mr Robert Burnelek**

**Date of Birth:** 01 May 1967  
**Age:** 56 (at 30/06/2023)  
**Status:** Member may be eligible for the bring forward rule, certain conditions apply

**Contributions Summary**

**Prior Year Contributions** **Non-Concessional**  
Contributions for the previous 2 years are not confirmed  
3-year cap in effect from previous years Unknown  
Total non-concessional contributions in previous 2 years Unknown

<b>Current Year Contributions</b>	<b>Note</b>	<b>Concessional</b>	<b>Non-Concessional</b>
Caps	1	27,500.00	110,000.00
Cumulative Available Unused Cap	2	25,972.46	0.00
Contributions made (to this fund)	3	25,092.59	0.00
Contributions made (to other funds)		0.00	0.00
Contributions as allocated		25,092.59	0.00
Amount above caps	4	0.00	0.00
Available		28,379.87	110,000.00

**Notes**

- 1 . Non-concessional cap shown does NOT take prior year 'Bring Forward Rule' usage into account
- 2 . Member may be eligible to make catch-up concessional contributions
- 3 . Excludes any unmatched deposits
- 4 . Any excess concessional contributions are treated as non-concessional

**Contributions Breakdown**

<u>Income Type</u>	<u>Contribution Type</u>	<u>Amount</u>
<b>Concessional</b>	Employer	25,092.59
	Personal	0.00
	Family and friends	0.00
	Foreign superannuation fund	0.00
	Transfers from reserve	0.00
	<b>Contributions as allocated</b>	<b>25,092.59</b>
<b>NonConcessional</b>	Personal	0.00
	Spouse	0.00
	Child	0.00
	Transfers from reserve	0.00
	Foreign superannuation fund	0.00
	<b>Contributions as allocated</b>	<b>0.00</b>
<b>Other</b>	CGT small business 15-year exemption	0.00
	CGT small business retirement exemption	0.00
	Government Co-Contributions	0.00
	Directed termination payment (taxed)	0.00
	Directed termination payment (untaxed)	0.00
	Personal injury election	0.00
	Downsizer Contribution	0.00
	COVID-19 Re-Contribution	0.00
	<b>Total Other contributions</b>	<b>0.00</b>

**Transactions**

<b>Date</b>	<b>Contribution Type</b>	<b>Concessional</b>	<b>Non-Concessional</b>	<b>Other</b>	<b>Source</b>
20/07/2022	Employer Mandated	2,719.41			smsfdataflow
22/08/2022	Employer Mandated	1,944.59			smsfdataflow
15/09/2022	Employer Mandated	1,945.58			smsfdataflow
10/10/2022	Employer Mandated	1,945.58			smsfdataflow
09/11/2022	Employer Mandated	1,945.58			smsfdataflow

---

**Burnelek Super Fund**  
**Contribution Caps**  
**For the Period From 1 July 2022 to 30 June 2023**

---

**Mr Robert Burnelek**

12/12/2022	Employer Mandated	1,945.58	smsfdataflow
23/01/2023	Employer Mandated	2,918.37	smsfdataflow
13/02/2023	Employer Mandated	1,945.58	smsfdataflow
14/03/2023	Employer Mandated	1,945.58	smsfdataflow
11/04/2023	Employer Mandated	1,945.58	smsfdataflow
08/05/2023	Employer Mandated	1,945.58	smsfdataflow
09/06/2023	Employer Mandated	1,945.58	smsfdataflow
<b>Totals:</b>		<b>25,092.59</b>	

---

Client name	BURNELEK SUPER FUND	Fin Accounts Prepared by	Fiona Ludlam
Client code	BURNELEKSF	Date prepared	20-Nov-2023
Year ended	30-Jun-2023	Reviewed by	
SRN/HIN	X0087030369	Date reviewed	
Postcode	2768		<a href="#">Back to Cover</a>

**Objective** To ensure revenues are correctly recorded and exist

**Procedure** Randomly sampled items of revenue and checked with source documents, GL and bank statements

Date	Type	Company	Amount	Bank Statement
1/07/2022	Dividend	PDL	883.26	883.26
4/07/2022	Dividend	MQG	763.00	763.00
22/09/2022	Dividend	BHP	2,551.84	2,551.84
15/12/2022	Dividend	ANZ	564.62	564.62
29/03/2023	Dividend	STO	710.49	710.49
27/06/2023	Dividend	WBC	910.00	910.00
				-

\*Attach sampled source documents

Total Value of Sample	6,383.21
Total Revenue (Excl Realised & Unrealised CG + Contributions)	14,362.45
Percentage of Sample	44.44%

- 1 Correct measurement and recording of unrealised gains on changes in the net market value in accordance with AAS25.

Unrecorded revenues eg trust distributions - checked distribution statements for unrecorded income  
Checked dividends declared with dividends received. Agreed to external confirmations.  
Ensure that earnings were allocated using member weighted balances.

- 2 Confirmed that income is net of tax when appropriate.
- 3 Confirmed that income was earned on an arm's length basis.

**Burnelek Super Fund**  
**Investment Income Comparison Report**  
**For the period 1 July 2022 to 30 June 2023**

Payment Date	Income Type	Ledger Data		Diff *	Announcement Data					
		Total Income	Tax Credits+		Quantity	Held < 45 Days	Amount Per Unit	Total Income	Tax Credits+	
<b>Cash At Bank</b>										
<b>MAC1: Macquarie Cash Management Account</b>										
30/12/2022	Interest	34.24	0.00							
31/01/2023	Interest	69.98	0.00							
28/02/2023	Interest	75.03	0.00							
31/03/2023	Interest	92.85	0.00							
28/04/2023	Interest	48.21	0.00							
31/05/2023	Interest	60.55	0.00							
30/06/2023	Interest	65.50	0.00							
		<u>446.36</u>	<u>0.00</u>							
<b>Total</b>		<b>446.36</b>	<b>0.00</b>							
<b>Shares in Listed Companies</b>										
<b>ANZ: Australia and New Zealand Banking Group Limited - Ordinary Fully Paid (ASX:ANZ)</b>										
01/07/2022	Dividend	514.80	220.63		715	0	0.7200	514.80	220.63	
15/12/2022	Dividend	564.62	241.98		763	0	0.7400	564.62	241.98	
		<u>1,079.42</u>	<u>462.61</u>					<u>1,079.42</u>	<u>462.61</u>	
<b>BHP: BHP Group Limited - Fully Paid Ordinary (ASX:BHP)</b>										
22/09/2022	Dividend	2,551.84	1,093.65		1,000	0	2.5518	2,551.84	1,093.65	
30/03/2023	Dividend	1,363.64	584.42		1,000	0	1.3636	1,363.64	584.42	
		<u>3,915.48</u>	<u>1,678.07</u>					<u>3,915.48</u>	<u>1,678.07</u>	
<b>BXB: Brambles Limited - Ordinary Fully Paid (ASX:BXB)</b>										
13/10/2022	Dividend	172.50	25.88		1,000	0	0.1725	172.50	25.88	
13/04/2023	Dividend	176.70	26.50		1,000	0	0.1767	176.70	26.50	
		<u>349.20</u>	<u>52.38</u>					<u>349.20</u>	<u>52.38</u>	
<b>CGF: Challenger Limited (ASX:CGF)</b>										
21/09/2022	Dividend	230.00	98.57		2,000	0	0.1150	230.00	98.57	
21/03/2023	Dividend	240.00	102.86		2,000	0	0.1200	240.00	102.86	
		<u>470.00</u>	<u>201.43</u>					<u>470.00</u>	<u>201.43</u>	
<b>MQG: Macquarie Group Limited (ASX:MQG)</b>										
04/07/2022	Dividend	763.00	130.80		218	0	3.5000	763.00	130.80	
13/12/2022	Dividend	654.00	112.11		218	0	3.0000	654.00	112.11	
		<u>1,417.00</u>	<u>242.91</u>					<u>1,417.00</u>	<u>242.91</u>	
<b>PDL: Pental Group Limited (ASX:PDL)</b>										
01/07/2022	Dividend	883.26	37.86	*	4,206	0	0.2100	883.26	37.85	
15/12/2022	Dividend	147.21	63.09		4,206	0	0.0350	147.21	63.09	
		<u>1,030.47</u>	<u>100.95</u>					<u>1,030.47</u>	<u>100.94</u>	
<b>PPT: Perpetual Limited (ASX:PPT)</b>										
31/03/2023	Dividend	330.55	56.67		601	0	0.5500	330.55	56.67	
		<u>330.55</u>	<u>56.67</u>					<u>330.55</u>	<u>56.67</u>	
<b>QBE: Qbe Insurance Group Limited - Ordinary Fully Paid (ASX:QBE)</b>										
23/09/2022	Dividend	58.50	2.51		650	0	0.0900	58.50	2.51	
14/04/2023	Dividend	195.00	8.36		650	0	0.3000	195.00	8.36	
		<u>253.50</u>	<u>10.87</u>					<u>253.50</u>	<u>10.87</u>	
<b>SHL: Sonic Healthcare Limited (ASX:SHL)</b>										
21/09/2022	Dividend	516.00	221.14		860	0	0.6000	516.00	221.14	
22/03/2023	Dividend	361.20	154.80		860	0	0.4200	361.20	154.80	
		<u>877.20</u>	<u>375.94</u>					<u>877.20</u>	<u>375.94</u>	
<b>STO: Santos Limited (ASX:STO)</b>										

+Note: Tax Credits refer to franking credits for domestic income and foreign tax credits where the income is foreign in nature .

**Burnelek Super Fund**  
**Investment Income Comparison Report**  
**For the period 1 July 2022 to 30 June 2023**

Payment Date	Income Type	Ledger Data			Announcement Data					
		Total Income	Tax Credits+	Diff *	Quantity	Held < 45 Days	Amount Per Unit	Total Income	Tax Credits+	
22/09/2022	Dividend	347.15	0.00		3,177	0	0.1093	347.15	0.00	
29/03/2023	Dividend	710.49	0.00		3,177	0	0.2236	710.49	0.00	
		1,057.64	0.00					1,057.64	0.00	
<b>WBC: Westpac Banking Corporation - Ordinary Fully Paid (ASX:WBC)</b>										
20/12/2022	Dividend	401.28	171.98		627	0	0.6400	401.28	171.98	
27/06/2023	Dividend	910.00	390.00		1,300	0	0.7000	910.00	390.00	
		1,311.28	561.98					1,311.28	561.98	
<b>WDS: Woodside Energy Group Ltd (ASX:WDS)</b>										
06/10/2022	Dividend	287.92	123.39		180	0	1.5995	287.92	123.39	
05/04/2023	Dividend	387.79	166.20		180	0	2.1544	387.79	166.20	
		675.71	289.59					675.71	289.59	
<b>Total</b>		<b>12,767.45</b>	<b>4,033.40</b>					<b>12,767.45</b>	<b>4,033.39</b>	
<b>Stapled Securities</b>										
<b>GMG: Goodman Group - Fully Paid Ordinary/Units Stapled Securities (ASX:GMG)</b>										
25/08/2022	Distribution	34.50	0.00	*						
25/08/2022	Foreign Income	0.00	0.00	*	1,380	0	0.0250	34.50	0.00	
29/12/2022	Distribution	207.00	0.00		1,380	0	0.1500	207.00	0.00	
29/06/2023	Distribution	138.00	0.00		1,380	0	0.1000	138.00	0.00	
		379.50	0.00					379.50	0.00	
<b>Total</b>		<b>379.50</b>	<b>0.00</b>					<b>379.50</b>	<b>0.00</b>	
<b>Units In Listed Unit Trusts</b>										
<b>MGF: Magellan Global Fund. - Ordinary Units Fully Paid Closed Class Def Set (ASX:MGF)</b>										
03/01/2023	Distribution	362.34	0.00		9,900	0	0.0366	362.34	0.00	
30/06/2023	Distribution	365.31	0.00		9,900	0	0.0369	365.31	0.00	
		727.65	0.00					727.65	0.00	
<b>Total</b>		<b>727.65</b>	<b>0.00</b>					<b>727.65</b>	<b>0.00</b>	

+Note: Tax Credits refer to franking credits for domestic income and foreign tax credits where the income is foreign in nature .

DI

# Payment Advice



**All Registry communications to:**  
C/- Link Market Services Limited  
Locked Bag A14, Sydney South, NSW, 1235  
Telephone: 1300 792 077  
ASX Code: PDL  
Email: [pdl@linkmarketservices.com.au](mailto:pdl@linkmarketservices.com.au)  
Website: [www.linkmarketservices.com.au](http://www.linkmarketservices.com.au)

## PENDAL GROUP LIMITED

ABN: 28 126 385 822

BURNELEK SUPER PTY LTD <BURNELEK SUPER FUND A/C>  
PO BOX 1221  
STANHOPE GARDENS NSW  
2768

## DIVIDEND STATEMENT

Reference No.: X\*\*\*\*\*0369  
Payment Date: 01 July 2022  
Record Date: 20 May 2022

Security Description	Dividend Rate per Share	Participating Shares	Unfranked Amount	Franked Amount	Total Payment	Franking Credit
PDL - FULLY PAID ORDINARY SHARES	\$0.21	4,206	\$794.93	\$88.33	\$883.26	\$37.86
					Less Withholding Tax	\$0.00
					<b>Net Amount</b>	AUD 883.26
					Represented By:	
					Direct Credit amount	AUD 883.26

## BANKING INSTRUCTIONS

The amount of AUD 883.26 was deposited to the bank account detailed below:

BANK OF WESTERN AUSTRALIA

BURNELEK SUPER FUND  
BSB: 302-100 ACC: \*\*\*\*2920

DIRECT CREDIT REFERENCE NO.: 1278130955

## FRANKING INFORMATION

Franked Rate per Share	\$0.021
Franking Percentage	10%
Company Tax Rate	30%

## AUSTRALIAN TAX INFORMATION (A\$)

Income Description	Amount
Conduit Foreign Income (CFI)	\$794.93
Nil CFI	\$0.00
Total unfranked Income	\$794.93

Withholding tax is not payable by non-residents on the Conduit Foreign Income portion of the unfranked dividend amount.  
The total amount together with the franking credit (if any) should be disclosed as assessable income in your Australian tax return.

**Note: You may require this statement for taxation purposes. All investors should seek independent advice relevant to their own particular circumstances.**

Please ensure your details are current by viewing and updating via the online service centre.



009252 005 ANZ



BURNELEK SUPER PTY LTD  
<BURNELEK SUPER FUND A/C>  
PO BOX 1221  
STANHOPE GARDENS NSW 2768

### NEED ASSISTANCE?

[anz.com/shareholder/centre](http://anz.com/shareholder/centre)  
[anzshareregistry@computershare.com.au](mailto:anzshareregistry@computershare.com.au)

Computershare Investor Services Pty Limited  
GPO Box 2975 Melbourne  
Victoria 3001 Australia

1800 113 399 (within Australia)  
0800 174 007 (within New Zealand)  
+61 3 9415 4010 (outside Australia)

### Holder Identification Number (HIN)

**X 0087030369**

Share Class	Ordinary
Record Date	10 May 2022
Payment Date	1 July 2022
TFN/ABN	Quoted

Payment in Australian dollars

## DIVIDEND ADVICE

The details of your **Interim Dividend** of A\$0.72 per share for the half year ended 31 March 2022 are set out below.

NUMBER OF SHARES	FRANKED AMOUNT	UNFRANKED AMOUNT	NET AMOUNT	FRANKING CREDIT
715	A\$514.80	A\$0.00	A\$514.80	A\$220.63

The dividend is 100% franked at the Australian company tax rate of 30%.  
A NZ Imputation Credit of **NZ\$64.35** has been attached to the above dividend. For NZ taxpayers, your NZ gross income will include the aggregate of the Net Amount and the NZ Imputation Credit which should be included in your income tax return.

Shareholders should obtain their own professional advice on the tax implications of the dividend and retain this document to assist in tax return preparation.

### PAYMENT INSTRUCTIONS



#### BANK OF WESTERN AUSTRALIA LTD

BSB:	302-100
Account number:	952920
Payment reference:	748176

**PAYMENT AMOUNT: A\$514.80**

If payment cannot be made to the above account, you will be notified and your entitlement will be held pending receipt of updated direct credit instructions.



### UPCOMING EVENTS

**27 October 2022**  
Full Year Results announced





Macquarie Group Limited  
ABN 94 122 169 279

MACQUARIE

All Registry communications to:  
Link Market Services Limited  
Locked Bag A14  
Sydney South NSW 1235 Australia  
Telephone: +61 1300 554 096  
Email: macquarie@linkmarketservices.com.au  
Website: www.linkmarketservices.com.au



005 004381

BURNELEK SUPER PTY LTD  
<BURNELEK SUPER FUND A/C>  
PO BOX 1221  
STANHOPE GARDENS NSW 2768

### Dividend Statement

**ASX Code:** MQG  
**Payment Date:** 4 July 2022  
**Record Date:** 17 May 2022  
**SRN/HIN:** X\*\*\*\*\*0369  
**TFN/ABN Status:** Quoted

Dear Shareholder,

This dividend statement is for your Macquarie Group Limited final ordinary dividend for the six months ended 31 March 2022.

This dividend is franked at 40% at the Australian corporate tax rate of 30%. Macquarie Group Limited declares the whole of the unfranked amount to be conduit foreign income.

Description	Dividend Rate per share \$	Shares Held	Unfranked Amount \$	Franked Amount \$	Gross Amount \$	Franking Credits \$
Ordinary Shares	3.50	218	457.80	305.20	763.00	130.80

### DIVIDEND REMITTED TO:

BANK OF WESTERN AUSTRALIA  
C/- SHOP G02B 84 KING ST  
SYDNEY NSW 2000  
BSB: \*\*\*-100  
ACC: \*\*\*2920  
Account Name: BURNELEK SUPER FUND  
Direct Credit Reference No.: 001277488876

**Amount Deposited**  
\$763.00

### IMPORTANT INFORMATION

See overleaf for instructions on how to update your details online.

**This statement contains important information to assist you in preparing any tax returns you may be required to lodge.  
Please retain this statement for taxation purposes as a charge may be levied for replacement.**

21 July 2022



005 02 1483

BURNELEK SUPER PTY LTD <BURNELEK SUPER FUND A/C>  
PO BOX 1221  
STANHOPE GARDENS NSW 2768

ASX Code: MGF  
APIR Code: MGE0001AU  
Investor Number: H012482  
HIN: X\*\*\*\*\*369

## Distribution Statement

### Magellan Global Fund (Closed Class Units)

This statement details the distribution for your holdings with Magellan Asset Management Limited in the above fund for the period 1 July 2021 to 30 June 2022.

#### Distribution Details

Cash Distribution Rate	\$0.03660000
Record Date	04/07/2022
Payment Date	21/07/2022

Date	Unit Balance Before Distribution	Gross Distribution (\$)	Withholding Tax (\$) *	Net Payments (\$)	Payment Method	BSB	Account Number	Unit Balance After Distribution **
30-06-2022	9,900	362.34	0.00	362.34	Direct Credit	302-***	****920	9,900

#### Investor Details

Name	BURNELEK SUPER PTY LTD <BURNELEK SUPER FUND A/C>	TFN/ABN Quoted	Yes
------	--	----------------	-----

\*Tax has been deducted if you are a non-resident or where you have not advised your Tax File Number (TFN) / Australian Business Number (ABN). The withholding tax amount is calculated on the attribution amount of your distribution.

\*\*Does not include any transactions ex-date onwards, except for reinvested units (if applicable). Neither Magellan Asset Management Limited nor Mainstream Fund Services Pty Ltd will be liable for any losses incurred by any person who relies on the holding shown without making their own adjustments for any transactions.

Should you have any questions regarding this statement please contact our Unit Registry Office on 1300 127 780 or by email [magellanfunds@mainstreamgroup.com](mailto:magellanfunds@mainstreamgroup.com).

You can update your Tax File Number, DRP preference or bank account details online at <http://magellan.mainstreamfs.com/login>

#### Important note regarding the Distribution Reinvestment Plan (DRP)

As announced to the ASX on 10 January 2022, the Board of Magellan Asset Management Limited has suspended the DRP for Magellan Global Fund (Closed Class). If you have elected to participate in the DRP, you will be instead be paid in cash. If your distribution payment has been withheld due to no bank account details being on file, please add your details online at <http://magellan.mainstreamfs.com/login> and payment will be made to you within 10 business days.

#### Electronic delivery of CHESS holding statements and notifications

##### Did you know?

ASX has now launched the ASX CHESS Statements Portal, giving you the ability to receive electronic notifications about your holdings.

**To access the portal and your electronic notifications, your broker will need to opt you in. Contact your broker and see if they have this service enabled.**

If you have not opted in, you will continue to receive CHESS holding statements and notifications in the mail. Once you have opted in, all of your statements and notifications will be available through the ASX CHESS Statements Portal and you will no longer receive paper statements.

For any technical issues relating to this service, you will need to contact ASX directly. See <https://www2.asx.com.au/investors/start-investing/electronic-delivery-of-chess-notifications>





**+ Goodman Group**  
 Goodman Limited ABN 69 000 123 071  
 Goodman Funds Management Limited  
 ABN 48 067 796 641; AFSL Number 223621  
 As Responsible Entity for  
 Goodman Industrial Trust ARSN 091 213 839  
 Goodman Logistics (HK) Limited  
 Company No. 1700359; ARBN 155 911 149  
 A Hong Kong company with limited liability

**Update your information:**

**Online:**  
[www.computershare.com.au/easyupdate/gmg](http://www.computershare.com.au/easyupdate/gmg)

**By Mail:**  
 Computershare Investor Services Pty Limited  
 GPO Box 2975 Melbourne  
 Victoria 3001 Australia

**Enquiries:**

(within Australia) 1300 723 040  
 (international) 61 3 9415 4043

Holder no.: X0087030369  
 ASX code: GMG  
 TFN/ABN status: Quoted  
 Record date: 30 June 2022  
 Payment date: 25 August 2022  
 Ref number: 836039

001075 005 GMG  
 BURNELEK SUPER PTY LTD  
 <BURNELEK SUPER FUND A/C>  
 PO BOX 1221  
 STANHOPE GARDENS NSW 2768

**Goodman Group Payment Advice**

For the half year ended 30 June 2022

**Goodman Limited Dividend**

Class description	Dividend rate cents per share	Number of securities	Unfranked amount	Franked amount	Franking credit
GL	N/A	1,380	N/A	N/A	N/A

**Goodman Industrial Trust Distribution**

Class description	Distribution rate cents per unit	Number of securities	Australian income	Foreign income other	Foreign income interest
GIT	12.5 cents	1,380	\$3.72	\$18.53	\$0.00

Interest income	Gross capital gain	Concessional capital gain	Discounted capital gain	Capital gain other	Tax deferred
\$4.95	\$0.00	\$62.47	\$62.47	\$0.00	\$20.36

**Goodman Logistics (HK) Limited Dividend**

Class description	Dividend rate cents per CDI	Number of securities	Amount
CDI	2.5 cents	1,380	\$34.50

Taxable components are indicative only with actual figures provided in the enclosed 2022 Annual Tax Statement.

For the purposes of subdivision 12-H of Schedule 1 of the Taxation Administration Act 1953 (Cth), this distribution includes a 'fund payment' of \$128.66 in respect of the income year ended 30 June 2022. Further details on the 'fund payment' are available on [www.goodman.com](http://www.goodman.com)

Total gross payment (AUD):	\$207.00
Total tax withheld (AUD):	\$0.00
Total net payment (AUD):	\$207.00

**Periodic Statement**

The Goodman Group Periodic Statement is available at [www.goodman.com/investor-centre](http://www.goodman.com/investor-centre)

**Note 1:** You should retain this statement to assist you in preparing your tax return.

**Note 2:** If you require your payment to be re-issued, you may be charged an administration fee which will be deducted from your payment.

**Your payment instruction**

BANK OF WESTERN AUSTRALIA LTD  
 BSB: 302-100 Account number: 952920

**Amount deposited**

**(AUD)\$207.00**

If payment cannot be made to the above instruction, a cheque will be forwarded to your registered address.

000929 005 CGF



BURNELEK SUPER PTY LTD  
<BURNELEK SUPER FUND A/C>  
PO BOX 1221  
STANHOPE GARDENS NSW 2768

Holder Identification Number (HIN)

X 0087030369 COY

ASX Code CGF  
TFN/ABN Status Quoted  
Record Date 30 August 2022  
Payment Date 21 September 2022  
Direct Credit Reference No. 825932

## FINAL DIVIDEND FOR THE YEAR ENDED 30 JUNE 2022

Dear Shareholder

This payment represents a final dividend of 11.5 cents per share for the year ended 30 June 2022. This dividend is paid on the shares registered in your name and entitled to participate in the dividend as at the record date of 30 August 2022. This payment is fully franked.

Class Description	Amount per Security	Number of Securities	Franked Amount	Unfranked Amount	Gross Payment
Ordinary	11.5 cents	2,000	\$230.00	\$0.00	\$230.00
<b>Total</b>			<b>\$230.00</b>	<b>\$0.00</b>	<b>\$230.00</b>
<b>Net Payment</b>					<b>\$230.00</b>
Franking Credit					\$98.57

To assist us with our commitment to the environment, we encourage you to provide your shareholder information online at [www.investorcentre.com/au](http://www.investorcentre.com/au).

**Note:** You should retain this statement to assist you in preparing your tax return.

## Your Payment Instruction

BANK OF WESTERN AUSTRALIA LTD  
BSB: 302-100 Account number: 952920

Amount Deposited

**\$230.00**



# SONIC HEALTHCARE LIMITED

ABN 24 004 196 909

## Update your information:

Online:  
[www.computershare.com.au/easyupdate/shl](http://www.computershare.com.au/easyupdate/shl)

By Mail:  
Computershare Investor Services Pty Limited  
GPO Box 2975 Melbourne  
Victoria 3001 Australia

## Enquiries:

(within Australia) 1300 850 505  
(international) +61 3 9415 4000

## Holder Identification Number (HIN)

X 0087030369

ASX Code SHL  
TFN/ABN Status Quoted  
Record Date 7 September 2022  
Payment Date 21 September 2022  
Direct Credit Reference No. 868349



001587 005 SHL



BURNELEK SUPER PTY LTD  
<BURNELEK SUPER FUND A/C>  
PO BOX 1221  
STANHOPE GARDENS NSW 2768

## 2022 Final Dividend

Dear Securityholder

This advice represents payment of your Final Dividend for the financial year ended 30 June 2022 at the rate of 60 cents per share.

This payment is 100% franked at 30%.

Please ensure your information is up to date. Simply visit [www.computershare.com.au/easyupdate/shl](http://www.computershare.com.au/easyupdate/shl) to update your TFN, banking instructions or personal details.

Yours faithfully

Paul Alexander  
Company Secretary

Class Description	Amount per Security	Number of Securities	Franked Amount	Unfranked Amount	Gross Payment
Ordinary Shares	60 Cents	860	\$516.00	\$0.00	\$516.00

**Note 1:** You should retain this statement to assist you in preparing your tax return.

**Note 2:** If you require your payment to be re-issued, you may be charged an administrative fee which will be deducted from your payment.

<b>Net Payment</b>	<b>AUD\$516.00</b>
Franking Credit	\$221.14

## Your Payment Instruction

BANK OF WESTERN AUSTRALIA LTD  
BSB: 302-100 Account number: 952920

**Amount Deposited**

**AUD\$516.00**

If payment cannot be made in accordance with the above instruction, your dividend entitlement will be withheld pending receipt of your valid direct credit instructions.



┌ 003274 005 STO

BURNELEK SUPER PTY LTD  
<BURNELEK SUPER FUND A/C>  
PO BOX 1221  
STANHOPE GARDENS NSW 2768**Enquiries:**(within Australia) 1300 096 259  
(international) +61 3 9415 4397**Holder Identification Number (HIN)**

X 0087030369

ASX Code	STO
TFN/ABN Status	Quoted
Record Date	23 August 2022
Payment Date	22 September 2022
Direct Credit Reference No.	936633

## 2022 INTERIM DIVIDEND STATEMENT

The statement below represents your interim dividend for the half year ended 30 June 2022. This dividend is paid at the rate of US\$0.076 (equivalent to AU\$0.10926872) per share on your holding of fully paid ordinary shares, registered in your name and eligible as at the record date 23 August 2022.

This dividend is unfranked. The unfranked portion of the dividend has been declared to be Conduit Foreign Income.

Class Description	Amount per Security AU\$	Number of Securities	Franked Amount AU\$	Unfranked Amount AU\$	Total Payment AU\$
Ordinary Shares	\$0.10926872	3,177	\$0.00	\$347.15	\$347.15
<b>Net Payment</b>					<b>\$347.15</b>
Australian Franking Credit (AU\$)					\$0.00

### PLEASE CONSIDER RECEIVING ONLINE SHAREHOLDER COMMUNICATIONS

Shareholders who receive online communications enjoy the benefits of quick and convenient communications including notifications of company results. Online communications help reduce the significant costs of paper and postage.

To apply for online statements, or to view or update your security holding details please visit: [www.investorcentre.com/sto](http://www.investorcentre.com/sto). When in Investor Centre, if you wish to view your security holding log in using your SRN/HIN and postcode (if within Australia) or country (if outside Australia). For security purposes, if you wish to update your information you will be required to login as an existing user with your User ID and password or register as a new user and create a User ID and password.

**Important Notes:**

1. You should retain this statement to assist you in preparing your tax return.
2. If you require a replacement payment for any of your dividend payments, you may be charged a fee to cover the costs to reissue such payments.

## Your Payment Instruction

BANK OF WESTERN AUSTRALIA LTD  
BSB: 302-100 Account number: 952920

Amount Deposited
<b>AU\$347.15</b>

If payment cannot be made to the above account, the dividend amount will be withheld pending receipt of your valid direct credit instructions.



BHP Group Limited  
ABN 49 004 028 077



011818 005 BHP



BURNELEK SUPER PTY LTD  
<BURNELEK SUPER FUND A/C>  
PO BOX 1221  
STANHOPE GARDENS NSW 2768

## Update Your Details:

09



[www.computershare.com.au/investor](http://www.computershare.com.au/investor)



(within Australia) 1300 656 780  
(outside Australia) +61 3 9415 4020



Computershare Investor Services Pty Limited  
GPO Box 2975 Melbourne  
Victoria 3001 Australia

## Your Shareholding

SHARE CLASS	HOLDER NUMBER
Ordinary Shares	X 0087030369
TFN/ABN STATUS	DIRECT CREDIT REF NO
Quoted	530652
RECORD DATE	PAYMENT DATE
2 September 2022	22 September 2022

You must keep this document for your tax records.

## BHP Group Limited Shares

### FY2022 Final Dividend Payment - Dividend Statement & Direct Credit Advice

The statement below represents your final dividend for the full year ended 30 June 2022. This dividend is paid at the rate of US\$1.75 (equivalent to A\$2.55183878) per share on your holding of fully paid ordinary shares, registered in your name and entitled to participate as at the Record Date. This dividend has been franked in Australia at a rate of 100% and the company tax rate used to determine the franking credit is 30%. All amounts are in Australian dollars, except where indicated.

Amount per Security	Number of Securities	Franked Amount	Unfranked Amount	Gross Payment
A\$2.55183878	1,000	A\$2,551.84	A\$0.00	A\$2,551.84
<b>Net Payment</b>				<b>A\$2,551.84</b>
Australian Franking Credit				A\$1,093.65

## Your Payment Instruction

BANK OF WESTERN AUSTRALIA LTD  
BSB: 302-100  
Account Number: 952920

Amount Deposited

**A\$2,551.84**

If payment cannot be made to the above instruction, you will be issued with a cheque in the same currency as the Amount Deposited.



To start receiving your statements online simply visit [www.computershare.com.au/easyupdate/bhp](http://www.computershare.com.au/easyupdate/bhp)





010

### Update Your Information:

www.investorcentre.com/au  
qbe.queries@computershare.com.au



Computershare Investor Services Pty Limited  
GPO Box 2975  
Melbourne Victoria 3001 Australia



1300 723 487 (within Australia)  
+61 3 9415 4840 (outside Australia)



001431 005 QBE



BURNELEK SUPER PTY LTD  
<BURNELEK SUPER FUND A/C>  
PO BOX 1221  
STANHOPE GARDENS NSW 2768

Holder Identification Number (HIN)  
X0087030369

ASX Code	QBE
TFN/ABN Status	Quoted
Record Date	19 August 2022
Payment Date	23 September 2022

## 2022 Interim Dividend Notice

The details below relate to the interim dividend of 9 cents per share for the half year ended 30 June 2022. This dividend is 10% franked at the company tax rate of 30%. The whole of the unfranked amount of this dividend has been declared to be conduit foreign income.

CLASS DESCRIPTION	DIVIDEND PER SHARE	PARTICIPATING SHARES	FRANKED AMOUNT \$	UNFRANKED AMOUNT \$	FRANKING CREDIT \$	DIVIDEND PAYMENT \$
Fully Paid Ordinary	9 cents	650	5.85	52.65	2.51	58.50
<b>Net Payment (AUD\$)</b>						<b>58.50</b>


You should keep this statement to assist in preparing your tax return.

### Payment instruction

Bank of Western Australia Ltd	
BSB:	302-100
Account Number:	952920
Direct Credit Reference No.	855199
<b>Amount Deposited</b>	<b>AUD\$58.50</b>

288909\_02\_V2





013990 005 WDS



BURNELEK SUPER PTY LTD  
<BURNELEK SUPER FUND A/C>  
PO BOX 1221  
STANHOPE GARDENS NSW 2768

### Update Your Information:

[www.investorcentre.com/wds](http://www.investorcentre.com/wds)



Computershare Investor Services Pty Limited  
GPO Box 2975 Melbourne  
Victoria 3001 Australia



1300 558 507 (within Australia)  
+61 3 9415 4632 (outside Australia)



### Holder Identification Number (HIN)

X 0087030369

ASX Code	WDS
TFN/ABN Status	Quoted
Record Date	9 September 2022
Payment Date	6 October 2022
Direct Credit Reference No.	1016530

D11

## DIVIDEND STATEMENT

The statement below represents your interim dividend for the half year ended 30 June 2022. This dividend is paid at the rate of US\$1.09 (equivalent to A\$1.59953041) per share on your holding of fully paid ordinary shares, registered in your name and eligible as at the record date 9 September 2022.

This dividend is fully franked (100%) at the tax rate of 30%.

Class Description	Amount per Security	Number of Securities	Franked Amount	Unfranked Amount	Total Payment
Ordinary Shares	A\$1.59953041	180	A\$287.92	A\$0.00	A\$287.92
<b>Net Payment</b>					<b>A\$287.92</b>
Australian Franking Credit					A\$123.39

### PLEASE CONSIDER RECEIVING ONLINE SHAREHOLDER COMMUNICATIONS

Shareholders who receive online communications enjoy the benefits of quick and convenient communications including notifications of company results. Online communications help reduce the significant costs of paper and postage. See reverse for how to update your communication preferences.

#### Important Notes:

- You should retain this statement to assist you in preparing your tax return.
- If you require a replacement payment for any of your dividend payments, you may be charged a fee to cover the costs to reissue such payments.

## YOUR PAYMENT INSTRUCTION

BANK OF WESTERN AUSTRALIA LTD  
BSB: 302-100 Account number: 952920

**Amount Deposited**  
**A\$287.92**

If payment cannot be made to the above account, the dividend amount will be withheld pending receipt of your valid direct credit instructions.



005\_14354\_735

BURNELEK SUPER PTY LTD  
<BURNELEK SUPER FUND A/C>  
PO BOX 1221  
STANHOPE GARDENS NSW 2768

**Reference Number:** X\*\*\*\*\*0369  
**TFN/ABN Status:** Quoted  
**Record Date:** 08/09/2022  
**Payment Date:** 13/10/2022

## 2022 Final Dividend

Dear Shareholder,

The details below relate to the final dividend for the year ended 30 June 2022 payable on shares that are entitled to participate in the dividend at the record date.

This dividend is 35% franked at the corporate tax rate of 30%. Please note that the unfranked portion of the dividend is conduit foreign income and is therefore free from Australian dividend withholding tax where paid to non-Australian residents.

**Security Class:** Fully Paid Ordinary Shares

**ASX Code:** BXB

No. of Shares held at Record Date	Dividend amount per Share (AUD) <sup>1</sup>	Franked Amount (AUD)	Unfranked Amount (AUD)	Gross Dividend Payment (AUD)	Less Withholding Tax <sup>2</sup> (AUD)	Net Dividend Payment (AUD)	Franking Credit (AUD)
1,000	17.25 cents	\$60.38	\$112.12	\$172.50	Nil	\$172.50	\$25.88

1. The Board of Brambles Limited declared a final dividend of USD 0.1200 per ordinary share. This dividend has been converted to AUD at the FX rate of AUD 1.00 = USD 0.6955.

2. Withholding Tax applies to you if you are a resident of Australia and your TFN, ABN or Exemption Code has not been recorded with Boardroom. Withholding Tax is deducted at 47% of the gross unfranked portion of the dividend.

To update your TFN, bank account and other details please visit [www.investorserve.com.au](http://www.investorserve.com.au). Alternatively, please contact Boardroom Pty Limited on 1300 883 073 (or +61 2 9290 9600 if outside Australia) or email [brambles@boardroomlimited.com.au](mailto:brambles@boardroomlimited.com.au).

## Direct Credit Payment Confirmation

Your net dividend payment has been paid in accordance with your instructions as shown below:

**Bank Domicile:** AUS  
**Bank Code:** 302-100  
**Account Number:** \*\*\*\*920  
**Exchange Rate:** N/A  
**Receipt Currency:** AUD

Amount Deposited
\$172.50

Please check the above details are correct and that payment has been credited to your account.

Please retain this statement for taxation purposes





Macquarie Group Limited  
ABN 94 122 169 279

MACQUARIE

(D13)  
All Registry communications to:  
Link Market Services Limited  
Locked Bag A14

Sydney South NSW 1235 Australia  
Telephone: +61 1300 554 096

Email: macquarie@linkmarketservices.com.au  
Website: www.linkmarketservices.com.au



005 004688

BURNELEK SUPER PTY LTD  
<BURNELEK SUPER FUND A/C>  
PO BOX 1221  
STANHOPE GARDENS NSW 2768

### Dividend Statement

ASX Code: MQG  
Payment Date: 13 December 2022  
Record Date: 8 November 2022  
SRN/HIN: X\*\*\*\*\*0369  
TFN/ABN Status: Quoted

Dear Shareholder,

This dividend statement is for your Macquarie Group Limited interim ordinary dividend for the six months ended 30 September 2022. This dividend is franked at 40% at the Australian corporate tax rate of 30%. Macquarie Group Limited declares the whole of the unfranked amount to be conduit foreign income.

Description	Dividend Rate per share \$	Shares Held	Unfranked Amount \$	Franked Amount \$	Gross Amount \$	Franking Credits \$
Ordinary Shares	3.00	218	392.40	261.60	654.00	112.11

#### DIVIDEND REMITTED TO:

MACQUARIE BANK  
1 SHELLEY STREET  
SYDNEY NSW 2000  
BSB: \*\*\*-512  
ACC: \*\*\*\*\*2605

Account Name: BURNELEK SUPER PTY LTD ATF BURNELEK SUPER FUND  
Direct Credit Reference No.: 001285988738

**Amount Deposited**  
\$654.00

#### IMPORTANT INFORMATION

See overleaf for instructions on how to update your details online.

This statement contains important information to assist you in preparing any tax returns you may be required to lodge. Please retain this statement for taxation purposes as a charge may be levied for replacement.



BURNELEK SUPER PTY LTD  
<BURNELEK SUPER FUND A/C>  
PO BOX 1221  
STANHOPE GARDENS NSW 2768

**Key Details**

**Payment date:** 15 December 2022  
**Record date:** 2 December 2022  
**SRN/HIN:** X\*\*\*\*\*0369  
TFN/ABN RECEIVED AND RECORDED

**Final dividend statement for six months ended 30 September 2022**

This dividend is 100% franked at the company tax rate of 30%.

Description	Dividend rate per share	Participating holding	Unfranked amount	Franked amount	Total amount	Franking credit
Ordinary Shares	3.5 cents	4,206	\$0.00	\$147.21	\$147.21	\$63.09
<b>Net dividend amount:</b>					<b>\$147.21</b>	

**PAYMENT INSTRUCTIONS**

**MACQUARIE BANK**

**BSB:** 182-512

**ACC:** \*\*\*\*\*2605 **ACCOUNT NAME:** BURNELEK SUPER PTY LTD ATF BURNELEK SUPER FUND

**PAYMENT REFERENCE NUMBER:** 001287275322

The payment has been made to the above account. If this account is not valid please turn over for instructions to update your details. Once your details have been updated, payment will be made within 20 business days.

**Retain this statement to assist in preparing your tax return.**

(DIS)

All registry communications to:  
Link Market Services Limited  
Locked Bag A6015, Sydney South NSW 1235  
Telephone (free in Australia): +61 1800 804 255  
ASX Code: WBC  
Email: westpac@linkmarketservices.com.au  
Website: linkmarketservices.com.au



005 012627

BURNELEK SUPER PTY LTD  
<BURNELEK SUPER FUND A/C>  
PO BOX 1221  
STANHOPE GARDENS NSW 2768

**Key details**

**Payment date:** 20 December 2022  
**Record date:** 18 November 2022  
**SRN/HIN:** X\*\*\*\*\*0369  
**TFN/ABN status:** RECEIVED AND RECORDED

**Final dividend statement for the six months ended 30 September 2022**

This dividend is 100% franked with Australian franking credits at the company tax rate of 30%.

Description	Participating holding	Dividend rate per share <sup>#</sup>	Unfranked amount	Franked amount	Total amount	Franking credit
Ordinary shares	627	64 cents	\$0.00	\$401.28	\$401.28	\$171.98
<b>Net dividend amount</b>					<b>\$401.28</b>	
						<b>***New Zealand Imputation Credit (NZIC)</b>
						<b>NZD50.16</b>

<sup>#</sup> The final dividend of 64 cents per share takes into consideration the cost of the Bank Levy which was equivalent to 7 cents per share over 2022. All amounts are in Australian dollars unless otherwise stated.

\*\*\* Only relevant for New Zealand taxpayers.

**PAYMENT INSTRUCTIONS**

**MACQUARIE BANK**

**BSB:** 182-512

**ACC:** \*\*\*\*\*2605

**ACCOUNT NAME:** BURNELEK SUPER PTY LTD ATF BURNELEK SUPER FUND

**PAYMENT REFERENCE NUMBER:** 001286431505

A payment has been made to the above account. If this account is not valid please turn over for instructions to update your details.

**Please keep this statement for your tax records.  
It can also be accessed online in Link's Investor Centre, see over for login instructions.**





D16

## NEED ASSISTANCE?

- [anz.com/shareholder/centre](http://anz.com/shareholder/centre)  
[anzshareregistry@computershare.com.au](mailto:anzshareregistry@computershare.com.au)
- Computershare Investor Services Pty Limited  
GPO Box 2975 Melbourne  
Victoria 3001 Australia
- 1800 113 399 (within Australia)  
0800 174 007 (within New Zealand)  
+61 3 9415 4010 (outside Australia)

008717 005 ANZ



BURNELEK SUPER PTY LTD  
<BURNELEK SUPER FUND A/C>  
PO BOX 1221  
STANHOPE GARDENS NSW 2768

### Holder Identification Number (HIN)

**X 0087030369**

Share Class	Ordinary
Record Date	8 November 2022
Payment Date	15 December 2022
TFN/ABN	Quoted

Payment in Australian dollars

## DIVIDEND ADVICE

The details of your **Final Dividend** of A\$0.74 per share for the year ended 30 September 2022 are set out below.

NUMBER OF SHARES	FRANKED AMOUNT	UNFRANKED AMOUNT	NET AMOUNT	FRANKING CREDIT
763	A\$564.62	A\$0.00	A\$564.62	A\$241.98

The dividend is 100% franked at the Australian company tax rate of 30%.  
A NZ Imputation Credit of **NZ\$68.67** has been attached to the above dividend. For NZ taxpayers, your NZ gross income will include the aggregate of the Net Amount and the NZ Imputation Credit which should be included in your income tax return.  
Shareholders should obtain their own professional advice on the tax implications of the dividend and retain this document to assist in tax return preparation.

### PAYMENT INSTRUCTIONS



#### MACQUARIE BANK LTD

BSB:	182-512
Account number:	970922
Payment reference:	746447

**PAYMENT AMOUNT: A\$564.62**

If payment cannot be made to the above account, you will be notified and your entitlement will be held pending receipt of updated direct credit instructions.



To update your shareholder information in a fast, secure and environmentally friendly way visit [anz.com/easyupdate](http://anz.com/easyupdate).



289230\_15\_V1



**+ Goodman Group**  
 Goodman Limited ABN 69 000 123 071  
 Goodman Funds Management Limited  
 ABN 48 067 796 641; AFSL Number 223621  
 As Responsible Entity for  
 Goodman Industrial Trust ARSN 091 213 839  
 Goodman Logistics (HK) Limited  
 Company No. 1700359; ARBN 155 911 149  
 A Hong Kong company with limited liability

**Update your information:**



**Online:**  
[www.computershare.com.au/easyupdate/gmg](http://www.computershare.com.au/easyupdate/gmg)

**By Mail:**  
 Computershare Investor Services Pty Limited  
 GPO Box 2975 Melbourne  
 Victoria 3001 Australia

**Enquiries:**

(within Australia) 1300 723 040  
 (international) 61 3 9415 4043

Holder no.: X0087030369  
 ASX code: GMG  
 TFN/ABN status: Quoted  
 Record date: 30 December 2022  
 Payment date: 24 February 2023  
 Ref number: 836854



001118 005 GMG  
 BURNELEK SUPER PTY LTD  
 <BURNELEK SUPER FUND A/C>  
 PO BOX 1221  
 STANHOPE GARDENS NSW 2768

**Goodman Group Payment Advice**

For the half year ended 31 December 2022

**Goodman Limited Dividend**

Class description	Dividend rate cents per share	Number of securities	Unfranked amount	Franked amount	Franking credit
GL	N/A	1,380	N/A	N/A	N/A

**Goodman Industrial Trust Distribution**

Class description	Distribution rate cents per unit	Number of securities	Australian income	Foreign income other	Foreign income interest
GIT	15 cents	1,380	\$3.46	\$18.76	\$8.10

Interest income	Gross capital gain	Concessional capital gain	Discounted capital gain	Capital gain other	Tax deferred
\$21.58	\$0.00	\$77.55	\$77.55	\$0.00	\$0.00

**Goodman Logistics (HK) Limited Dividend**

Class description	Dividend rate cents per CDI	Number of securities	Amount
CDI	N/A	1,380	N/A

Taxable components are indicative only with actual figures provided in August 2023.  
 For the purposes of subdivision 12-H of Schedule 1 of the Taxation Administration Act 1953 (Cth), this distribution includes a 'fund payment' of \$158.56 in respect of the income year ending 30 June 2023. Further details on the 'fund payment' are available on [www.goodman.com](http://www.goodman.com)

Total gross payment (AUD):	\$207.00
Total tax withheld (AUD):	\$0.00
Total net payment (AUD):	\$207.00

**Periodic Statement**

The Goodman Group Periodic Statement is available at [www.goodman.com/investor-centre](http://www.goodman.com/investor-centre)

**Note 1:** You should retain this statement to assist you in preparing your tax return.

**Note 2:** If you require your payment to be re-issued, you may be charged an administration fee which will be deducted from your payment.

**Your payment instruction**

MACQUARIE BANK LTD  
 BSB: 182-512 Account number: 970922605

Amount deposited  
**(AUD)\$207.00**

If payment cannot be made to the above instruction, a cheque will be forwarded to your registered address.



H 000876 005 CGF



BURNELEK SUPER PTY LTD  
<BURNELEK SUPER FUND A/C>  
PO BOX 1221  
STANHOPE GARDENS NSW 2768

Holder Identification Number (HIN)

X0087030369 COY

ASX Code CGF  
TFN/ABN Status Quoted  
Record Date 22 February 2023  
Payment Date 21 March 2023  
Direct Credit Reference No 824223

## INTERIM DIVIDEND FOR THE HALF YEAR ENDED 31 DECEMBER 2022

Dear Shareholder

This payment represents an interim dividend of 12 cents per share for the half year ended 31 December 2022. This dividend is paid on the shares registered in your name and entitled to participate in the dividend as at the record date of 22 February 2023. This payment is fully franked.

Class Description	Amount per Security	Number of Securities	Franked Amount	Unfranked Amount	Gross Payment
Ordinary	12 cents	2,000	\$240.00	\$0.00	\$240.00
<b>Total</b>			<b>\$240.00</b>	<b>\$0.00</b>	<b>\$240.00</b>
<b>Net Payment</b>					<b>\$240.00</b>
Franking Credit					\$102.86

To assist us with our commitment to the environment, we encourage you to provide your shareholder information online at [www.investorcentre.com/au](http://www.investorcentre.com/au).

**Note:** You should retain this statement to assist you in preparing your tax return.

## Your Payment Instruction

MACQUARIE BANK LTD  
BSB: 182-512 Account number: 970922605

Amount Deposited

**\$240.00**



# SONIC HEALTHCARE LIMITED

ABN 24 004 196 909

## Update your information:

D19



Online:

[www.computershare.com.au/easyupdate/shl](http://www.computershare.com.au/easyupdate/shl)



By Mail:

Computershare Investor Services Pty Limited  
GPO Box 2975 Melbourne  
Victoria 3001 Australia

## Enquiries:

(within Australia) 1300 850 505  
(international) +61 3 9415 4000

## Holder Identification Number (HIN)

X 0087030369

ASX Code

SHL

TFN/ABN Status

Quoted

Record Date

8 March 2023

Payment Date

22 March 2023

Direct Credit Reference No.

867186

## 2023 Interim Dividend

Dear Securityholder

This advice represents payment of your Interim Dividend for the financial year ending 30 June 2023 at the rate of 42 cents per share.

This payment is 100% franked at 30%.

Please ensure your information is up to date. Simply visit [www.computershare.com.au/easyupdate/shl](http://www.computershare.com.au/easyupdate/shl) to update your TFN, banking instructions or personal details.

Yours faithfully

Paul Alexander

Company Secretary

Class Description	Amount per Security	Number of Securities	Franked Amount	Unfranked Amount	Gross Payment
Ordinary Shares	42 Cents	860	\$361.20	\$0.00	\$361.20
<b>Net Payment</b>					<b>AUD\$361.20</b>
Franking Credit					\$154.80

**Note 1:** You should retain this statement to assist you in preparing your tax return.

**Note 2:** If you require your payment to be re-issued, you may be charged an administrative fee which will be deducted from your payment.

## Your Payment Instruction

MACQUARIE BANK LTD

BSB: 182-512 Account Number: 970922605

**Amount Deposited**

**AUD\$361.20**

If payment cannot be made in accordance with the above instruction, your dividend entitlement will be withheld pending receipt of your valid direct credit instructions.

**Enquiries:**(within Australia) 1300 096 259  
(international) +61 3 9415 4397**Holder Identification Number (HIN)****X 0087030369**

ASX Code	STO
TFN/ABN Status	Quoted
Record Date	28 February 2023
Payment Date	29 March 2023
Direct Credit Reference No.	937883

I 003349 005 STO

BURNELEK SUPER PTY LTD  
<BURNELEK SUPER FUND A/C>  
PO BOX 1221  
STANHOPE GARDENS NSW 2768

## 2022 FINAL DIVIDEND STATEMENT

The statement below represents your final dividend for the year ended 31 December 2022. This dividend is paid at the rate of US\$0.151 (equivalent to AU\$0.22363446) per share on your holding of fully paid ordinary shares, registered in your name and eligible as at the record date 28 February 2023.

This dividend is unfranked. The unfranked portion of the dividend has been declared to be Conduit Foreign Income.

Class Description	Amount per Security AU\$	Number of Securities	Franked Amount AU\$	Unfranked Amount AU\$	Total Payment AU\$
Ordinary Shares	\$0.22363446	3,177	\$0.00	\$710.49	\$710.49
				<b>Net Payment</b>	<b>\$710.49</b>
				Australian Franking Credit (AU\$)	\$0.00

### PLEASE CONSIDER RECEIVING ONLINE SHAREHOLDER COMMUNICATIONS

Shareholders who receive online communications enjoy the benefits of quick and convenient communications including notifications of company results. Online communications help reduce the significant costs of paper and postage.

To apply for online statements, or to view or update your security holding details please visit: [www.investorcentre.com/sto](http://www.investorcentre.com/sto). When in Investor Centre, if you wish to view your security holding log in using your SRN/HIN and postcode (if within Australia) or country (if outside Australia). For security purposes, if you wish to update your information you will be required to login as an existing user with your User ID and password or register as a new user and create a User ID and password.

**Important Notes:**

1. You should retain this statement to assist you in preparing your tax return.
2. If you require a replacement payment for any of your dividend payments, you may be charged a fee to cover the costs to reissue such payments.

## Your Payment Instruction

MACQUARIE BANK LTD  
BSB: 182-512 Account number: 970922605

Amount Deposited

**AU\$710.49**

If payment cannot be made to the above account, the dividend amount will be withheld pending receipt of your valid direct credit instructions.





BHP Group Limited  
ABN 49 004 028 077

011354 005 BHP



BURNELEK SUPER PTY LTD  
<BURNELEK SUPER FUND A/C>  
PO BOX 1221  
STANHOPE GARDENS NSW 2768

### Update Your Details:



[www.computershare.com.au/investor](http://www.computershare.com.au/investor)



(within Australia) 1300 656 780  
(outside Australia) +61 3 9415 4020



Computershare Investor Services Pty Limited  
GPO Box 2975 Melbourne  
Victoria 3001 Australia

D21

### Your Shareholding

SHARE CLASS	HOLDER NUMBER
Ordinary Shares	X 0087030369
TFN/ABN STATUS	DIRECT CREDIT REF NO
Quoted	518073
RECORD DATE	PAYMENT DATE
10 March 2023	30 March 2023

You must keep this document for your tax records.

## BHP Group Limited Shares

### FY2023 Interim Dividend Payment - Dividend Statement & Direct Credit Advice

The statement below represents your interim dividend for the half year ended 31 December 2022. This dividend is paid at the rate of 90 US cents (equivalent to A\$1.36363636) per share on your holding of fully paid ordinary shares, registered in your name and entitled to participate as at the Record Date. This dividend has been franked in Australia at a rate of 100% and the company tax rate used to determine the franking credit is 30%. All amounts are in Australian dollars, except where indicated.

Amount per Security	Number of Securities	Franked Amount	Unfranked Amount	Gross Payment
A\$1.36363636	1,000	A\$1,363.64	A\$0.00	A\$1,363.64
<b>Net Payment</b>				<b>A\$1,363.64</b>
Australian Franking Credit				A\$584.42

### Your Payment Instruction

MACQUARIE BANK LTD  
BSB: 182-512  
Account Number: 970922605


Amount Deposited

**A\$1,363.64**

If payment cannot be made to the above instruction, you will be issued with a cheque in the same currency as the Amount Deposited.



To start receiving your statements online simply visit [www.computershare.com.au/easyupdate/bhp](http://www.computershare.com.au/easyupdate/bhp)



122

### Update Your Information:

[www.investorcentre.com/wds](http://www.investorcentre.com/wds)



Computershare Investor Services Pty Limited  
GPO Box 2975 Melbourne  
Victoria 3001 Australia



1300 558 507 (within Australia)  
+61 3 9415 4632 (outside Australia)



013730 005 WDS



BURNELEK SUPER PTY LTD  
<BURNELEK SUPER FUND A/C>  
PO BOX 1221  
STANHOPE GARDENS NSW 2768

### Holder Identification Number (HIN)

X 0087030369

ASX Code	WDS
TFN/ABN Status	Quoted
Record Date	9 March 2023
Payment Date	5 April 2023
Direct Credit Reference No.	1037088

## DIVIDEND STATEMENT

The statement below represents your final dividend for the full year ended 31 December 2022. This dividend is paid at the rate of US\$1.44 (equivalent to A\$2.15439856) per share on your holding of fully paid ordinary shares, registered in your name and eligible as at the record date 9 March 2023.

This dividend is fully franked (100%) at the tax rate of 30%.

Class Description	Amount per Security	Number of Securities	Franked Amount	Unfranked Amount	Total Payment
Ordinary Shares	A\$2.15439856	180	A\$387.79	A\$0.00	A\$387.79
<b>Net Payment</b>					<b>A\$387.79</b>
Australian Franking Credit					A\$166.20

### PLEASE CONSIDER RECEIVING ONLINE SHAREHOLDER COMMUNICATIONS

Shareholders who receive online communications enjoy the benefits of quick and convenient communications including notifications of company results. Online communications are fast, secure and environmentally friendly. To make the switch, or to update your securityholder information, please see reverse of this advice.

#### Important Notes:

1. You should retain this statement to assist you in preparing your tax return.
2. If you require a replacement payment for any of your dividend payments, you may be charged a fee to cover the costs to reissue such payments.

## YOUR PAYMENT INSTRUCTION

MACQUARIE BANK LTD  
BSB: 182-512 Account number: 970922605

**Amount Deposited**  
**A\$387.79**

If payment cannot be made to the above account, the dividend amount will be withheld pending receipt of your valid direct credit instructions.

296543\_ORD\_V2





D23

### Update Your Information:

www.investorcentre.com/au  
qbe.queries@computershare.com.au



Computershare Investor Services Pty Limited  
GPO Box 2975  
Melbourne Victoria 3001 Australia



1300 723 487 (within Australia)  
+61 3 9415 4840 (outside Australia)



001345 005 QBE



BURNELEK SUPER PTY LTD  
<BURNELEK SUPER FUND A/C>  
PO BOX 1221  
STANHOPE GARDENS NSW 2768

Holder Identification Number (HIN)  
X0087030369

ASX Code	QBE
TFN/ABN Status	Quoted
Record Date	7 March 2023
Payment Date	14 April 2023

## 2022 Final Dividend Notice

The details below relate to the final dividend of 30 cents per share for the year ended 31 December 2022. This dividend is 10% franked at the company tax rate of 30%. The whole of the unfranked amount of this dividend has been declared to be conduit foreign income.

CLASS DESCRIPTION	DIVIDEND PER SHARE	PARTICIPATING SHARES	FRANKED AMOUNT \$	UNFRANKED AMOUNT \$	FRANKING CREDIT \$	DIVIDEND PAYMENT \$
Fully Paid Ordinary	30 cents	650	19.50	175.50	8.36	195.00
<b>Net Payment (AUD\$)</b>						<b>195.00</b>

You should keep this statement to assist in preparing your tax return.

### Payment instruction

Macquarie Bank Ltd

BSB:	182-512
Account Number:	970922605
Direct Credit Reference No.	851754
<b>Amount Deposited</b>	<b>AUD\$195.00</b>

296579\_02\_V1



029



18 January 2023

BURNELEK SUPER PTY LTD <BURNELEK SUPER FUND A/C>  
PO BOX 1221  
STANHOPE GARDENS NSW 2768

ASX Code: MGF  
APIR Code: MGE0001AU  
Investor Number: H012482  
HIN: X\*\*\*\*\*369

### Distribution Statement Magellan Global Fund (Closed Class Units)

This statement details the distribution for your holdings with Magellan Asset Management Limited in the above fund for the period 1 July 2022 to 31 December 2022.

#### Distribution Details

Cash Distribution Rate	\$0.03660000
Record Date	04/01/2023
Payment Date	18/01/2023

Date	Unit Balance Before Distribution	Gross Distribution (\$)	Withholding Tax (\$) *	Net Payments (\$)	Payment Method	BSB	Account Number	Unit Balance After Distribution **
31-12-2022	9,900	362.34	0.00	362.34	Direct Credit	302-***	****920	9,900

#### Investor Details

Name	TFN/ABN Quoted
BURNELEK SUPER PTY LTD <BURNELEK SUPER FUND A/C>	Yes

\*Tax has been deducted if you are a non-resident or where you have not advised your Tax File Number (TFN) / Australian Business Number (ABN). The withholding tax amount is calculated on the attribution amount of your distribution.

\*\*Does not include any transactions ex-date onwards, except for reinvested units (if applicable). Neither Magellan Asset Management Limited nor Apex Fund Services Pty Ltd will be liable for any losses incurred by any person who relies on the holding shown without making their own adjustments for any transactions.

Should you have any questions regarding this statement please contact our Unit Registry Office on 1300 127 780 or by email [magellanfunds@apexgroup.com](mailto:magellanfunds@apexgroup.com).

You can update your Tax File Number, DRP preference or bank account details online at <https://magellan.apexgroupportal.com/login>

#### Important note regarding the Distribution Reinvestment Plan (DRP)

As announced to the ASX on 10 January 2022, the Board of Magellan Asset Management Limited has suspended the DRP for Magellan Global Fund (Closed Class). If you have elected to participate in the DRP, you will be instead be paid in cash. If your distribution payment has been withheld due to no bank account details being on file, please add your details online at <https://magellan.apexgroupportal.com/login> and payment will be made to you within 10 business days.

#### Electronic delivery of CHESS holding statements and notifications

##### Did you know?

ASX has now launched the ASX CHESS Statements Portal, giving you the ability to receive electronic notifications about your holdings.

**To access the portal and your electronic notifications, your broker will need to opt you in. Contact your broker and see if they have this service enabled.**

If you have not opted in, you will continue to receive CHESS holding statements and notifications in the mail. Once you have opted in, all of your statements and notifications will be available through the ASX CHESS Statements Portal and you will no longer receive paper statements.

For any technical issues relating to this service, you will need to contact ASX directly. See <https://www2.asx.com.au/investors/start-investing/electronic-delivery-of-chess-notifications>

## Fund Payment Notice

### Magellan Global Fund (Closed Class Units)

The responsible entity or the Trustee of the Magellan Global Fund (Closed Class Units) ("Fund") considers that the Fund is a withholding Managed Investment Trust ("MIT") for the purposes of subdivision 12-H of Schedule 1 to the Taxation Administration Act 1953 ("TAA") for the year ended 30 June 2023. The Fund is an Attribution Managed Investment Trust ("AMIT") in relation to the year ended 30 June 2023.

The fund payment information below is provided solely for the purposes of Subdivisions 12A-B, 12A-C of Schedule 1 to the TAA in order to determine withholding MIT non-resident withholding tax and to assist entities with withholding obligations that may arise in respect of amounts paid to non-residents and should not be used for any other purpose.

Components	Cents per unit
Australian-sourced interest	0.00012721
Unfranked Australian dividends	0.00000000
Managed investment trust fund payment (exclusive of NCMI and Excluded NCMI)	0.00000000
Non-concessional managed investment trust income (NCMI)	0.00000000
Excluded non-concessional managed investment trust income (Excluded NCMI)	0.00000000

Australian resident unitholders should not rely on this information for the purposes of completing their income tax returns. Details of the full year AMIT determined components will be provided in the 2023 AMIT Member Annual ("AMMA") Statement for the Fund. The AMMA Statement for the Fund will be sent to unitholders after 30 June 2023.

Please note information contained in this document is a reference guide ("Guide") only. This Guide is suited for use by non-resident unitholders invested into the Fund. This Guide is a summary only and is not intended to provide a detailed analysis of each aspect of the relevant Australian Taxation laws. The effects of the Australian taxation laws are very complex, we therefore recommend that you consult your financial adviser, accountant or obtain specialised taxation advice.

D27

**All registry communications to:**Link Market Services Limited  
Locked Bag A6015, Sydney South NSW 1235  
Telephone (free in Australia): +61 1800 804 255  
ASX Code: WBC  
Email: westpac@linkmarketservices.com.au  
Website: linkmarketservices.com.au

005 012370

BURNELEK SUPER PTY LTD  
<BURNELEK SUPER FUND A/C>  
PO BOX 1221  
STANHOPE GARDENS NSW 2768**Key details**

<b>Payment date:</b>	27 June 2023
<b>Record date:</b>	12 May 2023
<b>SRN/HIN:</b>	X*****0369
<b>TFN/ABN status:</b>	RECEIVED AND RECORDED

**Interim dividend statement for the six months ended 31 March 2023**

This dividend is 100% franked with Australian franking credits at the company tax rate of 30%.

Description	Participating holding	Dividend rate per share <sup>#</sup>	Unfranked amount	Franked amount	Total amount	Franking credit
Ordinary shares	1,300	70 cents	\$0.00	\$910.00	\$910.00	\$390.00
<b>Net dividend amount</b>					<b>\$910.00</b>	
<b>***New Zealand Imputation Credit (NZIC)</b>						<b>NZD91.00</b>

<sup>#</sup> The interim dividend of 70 cents per share takes into consideration the cost of the Bank Levy which was equivalent to 3 cents per share over 2023. All amounts are in Australian dollars unless otherwise stated.

<sup>\*\*\*</sup> Only relevant for New Zealand taxpayers.

**PAYMENT INSTRUCTIONS****MACQUARIE BANK**

BSB: 182-512

ACC: \*\*\*\*\*2605

ACCOUNT NAME: BURNELEK SUPER FUND

PAYMENT REFERENCE NUMBER: 001296334575

A payment has been made to the above account. If this account is not valid please turn over for instructions to update your details.

**Please keep this statement for your tax records.**  
**It can also be accessed online in Link's Investor Centre, see over for login instructions.**



All Registry communications to:  
C/- Link Market Services Limited  
Locked Bag A14, Sydney South, NSW, 1235  
Investor Line: +61 1300 732 806  
ASX Code: PPT  
Email: registrars@linkmarketservices.com.au  
Website: www.linkmarketservices.com.au



005 001179

BURNELEK SUPER PTY LTD  
<BURNELEK SUPER FUND A/C>  
PO BOX 1221  
STANHOPE GARDENS NSW 2768

**Dividend Statement**

**Payment Date:** 31 March 2023  
**Record Date:** 10 March 2023  
**Reference No.:** X\*\*\*\*\*0369  
TFN/ABN RECEIVED AND RECORDED

**Interim dividend statement for the six months ended 31 December 2022**

This dividend is 40% franked at the company tax rate of 30%. The 60% unfranked portion of the dividend is not conduit foreign income.



Class Description	Dividend rate per share	Participating holding	Unfranked amount	Franked amount	Total amount	Franking credit
Ordinary Shares	55 cents	601	\$198.33	\$132.22	\$330.55	\$56.67

Dividend amount: \$330.55

**BANKING INSTRUCTIONS:**

BANK OF WESTERN AUSTRALIA  
C/- SHOP G02B 84 KING ST  
SYDNEY NSW 2000  
Account Name: BURNELEK SUPER FUND  
BSB: 302-100 ACC: \*\*\*2920  
Direct Credit Reference No.: 001294807229

A payment has been made to the above account. If this account is not valid please turn over for instructions to update your details. Once your details have been updated, a payment will be made within four weeks.

**UPDATING YOUR DETAILS:** Refer overleaf for instructions on how to update your details.  
The total amount together with the franking credit should be disclosed as assessable income in your tax return.  
**Please retain this statement for taxation purposes as a charge may be levied for replacement.**



005\_15297\_736

BURNELEK SUPER PTY LTD  
<BURNELEK SUPER FUND A/C>  
PO BOX 1221  
STANHOPE GARDENS NSW 2768

**Reference Number:** X\*\*\*\*\*0369  
**TFN/ABN Status:** Quoted  
**Record Date:** 09/03/2023  
**Payment Date:** 13/04/2023

## 2023 Interim Dividend

Dear Shareholder,

The details below relate to the interim dividend for the half year ended 31 December 2022 payable on shares that are entitled to participate in the dividend at the record date.

This dividend is 35% franked at the corporate tax rate of 30%. Please note that the unfranked portion of the dividend is conduit foreign income and is therefore free from Australian dividend withholding tax where paid to non-Australian residents.

**Security Class:** Fully Paid Ordinary Shares

**ASX Code:** BXB

No. of Shares held at Record Date	Dividend amount per Share (AUD) <sup>1</sup>	Franked Amount (AUD)	Unfranked Amount (AUD)	Gross Dividend Payment (AUD)	Less Withholding Tax <sup>2</sup> (AUD)	Net Dividend Payment (AUD)	Franking Credit (AUD)
1,000	17.67 cents	\$61.85	\$114.85	\$176.70	Nil	\$176.70	\$26.51

- The Board of Brambles Limited declared a final dividend of USD 0.1225 per ordinary share. This dividend has been converted to AUD at the FX rate of AUD 1.00 = USD 0.6933.
- Withholding Tax applies to you if you are a resident of Australia and your TFN, ABN or Exemption Code has not been recorded with Boardroom. Withholding Tax is deducted at 47% of the gross unfranked portion of the dividend.

To update your TFN, bank account and other details please visit [www.investorserve.com.au](http://www.investorserve.com.au). Alternatively, please contact Boardroom Pty Limited on 1300 883 073 (or +61 2 9290 9600 if outside Australia) or email [brambles@boardroomlimited.com.au](mailto:brambles@boardroomlimited.com.au).

## Direct Credit Payment Confirmation

Your net dividend payment has been paid in accordance with your instructions as shown below:

**Bank Domicile:** AUS  
**Bank Code:** 302-100  
**Account Number:** \*\*\*\*920  
**Exchange Rate:** N/A  
**Receipt Currency:** AUD

Amount Deposited
\$176.70

Please check the above details are correct and that payment has been credited to your account.

Please retain this statement for taxation purposes



25 August 2023

001099 005 GMG



BURNELEK SUPER PTY LTD  
<BURNELEK SUPER FUND A/C>  
PO BOX 1221  
STANHOPE GARDENS NSW 2768

Dear Securityholder

### Distribution and Annual Tax Statement

We are pleased to confirm your distribution of 15.00 cents per security for the six months ended 30 June 2023. Enclosed is the Payment Advice, your Annual Tax Statement and Tax Return Guide which provides summarised tax information to assist you in completing your income tax return.

### Annual Report and Sustainability Report

Our 2023 Annual Report details our financial performance for the year, while our 2023 Sustainability Report provides an overview of our environmental, social and governance initiatives. Both will be available at [www.goodman.com](http://www.goodman.com) from 28 September 2023.

Should you have any questions, please call our dedicated information line on 1300 723 040 (within Australia) or +61 3 9415 4043 (outside Australia).

Yours faithfully

Gregory Goodman  
Group Chief Executive Officer

### Goodman Group

Goodman Limited | ABN 69 000 123 071  
Goodman Funds Management Limited | ABN 48 067 796 641 | AFSL Number 223621  
as responsible entity of Goodman Industrial Trust | ARSN 091213 839

The Hayesbery, 1-11 Hayes Road, Rosebery NSW 2018 | GPO Box 4703, Sydney NSW 2001 Australia  
Tel +61 2 9230 7400 | Fax +61 2 9230 7444

Goodman Logistics (HK) Limited | Company No. 1700359 | ARBN 155 911 149 | a Hong Kong company with limited liability  
Suite 901, Three Pacific Place, 1 Queen's Road East, Hong Kong | Tel +852 2249 3100 | Fax +852 2525 2070

[info-au@goodman.com](mailto:info-au@goodman.com) | [www.goodman.com](http://www.goodman.com)





**+ Goodman Group**  
 Goodman Limited ABN 69 000 123 071  
 Goodman Funds Management Limited  
 ABN 48 067 796 641; AFSL Number 223621  
 As Responsible Entity for  
 Goodman Industrial Trust ARSN 091 213 839  
 Goodman Logistics (HK) Limited  
 Company No. 1700359; ARBN 155 911 149  
 A Hong Kong company with limited liability

**Update your information:**

**Online:**  
[www.computershare.com.au/easyupdate/gmg](http://www.computershare.com.au/easyupdate/gmg)

**By Mail:**  
 Computershare Investor Services Pty Limited  
 GPO Box 2975 Melbourne  
 Victoria 3001 Australia

**Enquiries:**

(within Australia) 1300 723 040  
 (international) 61 3 9415 4043

Holder no.: X0087030369  
 ASX code: GMG  
 TFN/ABN status: Quoted  
 Record date: 30 June 2023  
 Payment date: 25 August 2023  
 Ref number: 836606



001099 005 GMG  
 BURNELEK SUPER PTY LTD  
 <BURNELEK SUPER FUND A/C>  
 PO BOX 1221  
 STANHOPE GARDENS NSW 2768

**Goodman Group Payment Advice**

For the half year ended 30 June 2023

**Goodman Limited Dividend**

Dividend rate cents per share	Number of securities	Unfranked amount	Franked amount	Franking credit
N/A	1,380	N/A	N/A	N/A

**Goodman Industrial Trust Distribution**

Distribution rate cents per unit	Number of securities	Australian income	Interest income	Franked distribution	Franking credit
10 cents	1,380	\$0.00	\$3.50	\$3.33	\$1.43

Unfranked distribution	Foreign income	Concessional capital gain	Discounted capital gain	Capital gain other	Tax deferred
\$0.00	\$0.00	\$57.39	\$57.39	\$0.00	\$16.39

**Goodman Logistics (HK) Limited Dividend**

Dividend rate cents per CDI	Number of securities	Amount
5 cents	1,380	\$69.00

Taxable components are indicative only with actual figures provided in the enclosed 2023 Annual Tax Statement.

For the purposes of subdivision 12-H of Schedule 1 of the Taxation Administration Act 1953 (Cth), this distribution includes a 'fund payment' of \$114.78 in respect of the income year ended 30 June 2023. Further details on the 'fund payment' are available on [www.goodman.com](http://www.goodman.com)

Total gross payment (AUD):	\$207.00
Total tax withheld (AUD):	\$0.00
Total net payment (AUD):	\$207.00

**Periodic Statement**

The Goodman Group Periodic Statement is available at [www.goodman.com/investor-centre](http://www.goodman.com/investor-centre)

**Note 1:** You should retain this statement to assist you in preparing your tax return.

**Note 2:** If you require your payment to be re-issued, you may be charged an administration fee which will be deducted from your payment.

**Your payment instruction**

MACQUARIE BANK LTD  
 BSB: 182-512 Account number: 970922605

Amount deposited

**(AUD)\$207.00**

If payment cannot be made to the above instruction, a cheque will be forwarded to your registered address.

**Goodman Group**

Goodman Limited ABN 69 000 123 071  
 Goodman Funds Management Limited  
 ABN 48 067 796 641; AFSL Number 223621  
 As Responsible Entity for  
 Goodman Industrial Trust ARSN 091 213 839  
 Goodman Logistics (HK) Limited  
 Company No. 1700359; ARBN 155 911 149  
 A Hong Kong company with limited liability

**Update your information:****Online:**[www.computershare.com.au/easyupdate/gmg](http://www.computershare.com.au/easyupdate/gmg)**By Mail:**

Computershare Investor Services Pty Limited  
 GPO Box 2975 Melbourne  
 Victoria 3001 Australia

001099 005 GMG  
 BURNELEK SUPER PTY LTD  
 <BURNELEK SUPER FUND A/C>  
 PO BOX 1221  
 STANHOPE GARDENS NSW 2768

**Enquiries:**

(within Australia) 1300 723 040  
 (international) 61 3 9415 4043

Holder No: X0087030369

Statement Date: 25 August 2023

## Goodman Group Annual Tax Statement 2023

**Fully paid ordinary securities for the year ended 30 June 2023**

This statement reflects distributions that should be included in your Tax Return for the 2022-23 financial year.

Please use this Annual Tax Statement for completing your Tax Return and not interim distribution statements provided at the time of the payments since annual taxable amounts can be determined only after the close of the financial year. This statement should be read in conjunction with the enclosed Goodman Group Tax Return Guide 2023.

Please retain this statement for income tax purposes.

**Part A - Summary of 2022-23 Income Tax Return and Tax Return (supplementary section) items****Goodman Logistics (HK) Limited dividends**

Dividend components	Tax return label	Amount \$
Assessable foreign source income	20E	\$34.50
Net foreign source income	20M	\$34.50
Foreign income tax offsets	20O	Nil

**Goodman Limited (GL) dividends**

Dividend components	Tax return label	Amount \$
Unfranked amount	11S	Nil
Franked amount	11T	Nil
Franking credit	11U	Nil
TFN amounts withheld	11V	Nil

**Goodman Industrial Trust (GIT) distributions**

Tax Return (supplementary section)	Tax return label	Amount \$
Australian income – non-primary production	13U	\$28.54
Franked distributions from trusts	13C	\$4.76
Share of franking credits from franked dividends	13Q	\$1.43
TFN amounts withheld	13R	Nil
Tax paid by trustee	13S	Nil
Non resident withholding tax	13A	Nil
Net capital gain	18A	\$134.94
Total current year capital gains	18H	\$269.88
Assessable foreign source income	20E	\$28.99
Net foreign source income	20M	\$28.99
Foreign income tax offsets	20O	\$2.13



**Part B: Additional information for Question 18 (supplementary section)**

Capital gains	Tax return label	Amount \$
Discount method ('grossed-up' amount)		\$269.88
Indexation method		N/A
Other method		Nil
<b>Total current year capital gains</b>	<b>18H</b>	<b>\$269.88</b>

**Part C: Components of distributions**

Net dividends/distributions for the year ended 30 June 2023	Cash dividend/distribution \$	Tax offsets \$	Assessable amount \$
<b>Foreign income Goodman Logistics (HK) Limited – dividends</b>			
Foreign dividend – unfranked (paid 25 August 2023 and assessable for the year ending 30 June 2024)	\$69.00	Nil	\$34.50
<b>Sub-total (A)</b>	<b>\$69.00</b>	<b>Nil</b>	<b>\$34.50</b>
<b>Australian income Goodman Limited (GL) – dividends</b>			
Dividends – unfranked	Nil	Nil	Nil
Dividends – franked	Nil	Nil	Nil
<b>Sub-total (B)</b>	<b>Nil</b>	<b>Nil</b>	<b>Nil</b>
<b>Australian income Goodman Industrial Trust (GIT) – distributions</b>			
Interest	\$25.08		\$25.08
Other income	\$3.46		\$3.46
Other income NCMI	Nil		Nil
Unfranked distributions	Nil		Nil
Total non-primary production income*	\$28.54		\$28.54
<b>Franked distributions*</b>	<b>\$3.33</b>	<b>\$1.43</b>	<b>\$4.76</b>
<b>Capital gains</b>			
Discounted method – 50% – TARP	\$134.94		\$134.94
Discounted method – 50% – non-TARP	Nil		Nil
CGT concession amount – TARP	\$134.94		
CGT concession amount – non-TARP	Nil		
Other method – TARP	Nil		Nil
Other method – non-TARP	Nil		Nil
Distributed capital gains*	\$269.88		
<b>Total net capital gains</b>			<b>\$134.94</b>
<b>Foreign income</b>			
Assessable foreign income*	\$26.86	\$2.13	\$28.99
<b>Non-assessable amounts</b>			
Tax-deferred amounts*	\$16.39		
<b>Other amounts withheld from distributions</b>			
TFN amounts withheld	Nil		
Credit for tax paid by trustee	Nil		
Non resident withholding tax	Nil		
<b>Sub-total (C)</b>	<b>\$345.00</b>		
(Sum of *Components less Other amounts withheld from Distributions)			
<b>Total net cash distributions</b>	<b>\$414.00</b>		
Comprising of:			
(A) Total cash from Goodman Logistics (HK) Limited	\$69.00		
(B) Total cash from Goodman Limited (GL)	Nil		
(C) Total cash from Goodman Industrial Trust (GIT)	\$345.00		

Please retain this statement for income tax purposes.



**Goodman Group**  
 Goodman Limited ABN 69 000 123 071  
 Goodman Funds Management Limited  
 ABN 48 067 796 641; AFSL Number 223621  
 As Responsible Entity for  
 Goodman Industrial Trust ARSN 091 213 839  
 Goodman Logistics (HK) Limited 嘉民物流(香港)有限公司  
 Company No. 1700359; ARBN 155 911 149  
 A Hong Kong company with limited liability



Computershare Investor Services Pty Limited  
 ABN 48 078 279 277  
 Yarra Falls, 452 Johnston Street Abbotsford  
 Victoria 3067 Australia  
 GPO Box 2975 Melbourne  
 Victoria 3001 Australia  
 DX Box 30941  
 Telephone 61 3 9415 5000  
 Facsimile 61 3 9473 2500  
 www.computershare.com

002512  
 005  
 GMG  
 BURNELEK SUPER PTY LTD  
 <BURNELEK SUPER FUND A/C>  
 PO BOX 1221  
 STANHOPE GARDENS NSW 2768

Date: 23rd August 2023  
 Holder Number: X0087030369  
 ASX Code: GMG

## Annual Statement

### Goodman Group

#### Statement for period: 1 July 2022 to 30 June 2023

This statement represents an Annual Statement for the period 1 July 2022 to 30 June 2023 for your holding in Goodman Group (GMG). Please refer to the last page for the glossary of terms and calculation methodologies.

Date	Transaction List	Security Transactions <sup>4</sup>	Security Price <sup>1</sup>	Securities Held <sup>2</sup>	Security Value <sup>3</sup>
30/06/2022	Opening Balance		\$17.84	1380	\$24,619.00
<b>30/06/2023</b>	<b>Closing Balance</b>		<b>\$20.07</b>	<b>1380</b>	<b>\$27,697.00</b>

Cash Distribution Received	\$414.00
----------------------------	----------

Distribution Reinvestment Cash Balance

Date	Balance
30/06/2022	-
<b>30/06/2023</b>	-

Return on Investment for period 1 July 2022 to 30 June 2023	<b>\$3,491.00</b>
---	-------------------

Fees and Costs Summary	Amount
------------------------	--------

<b>Fees deducted directly from your account<sup>5</sup></b>	-
---	---

This amount has been deducted directly from your account (reflected in the transactions listed on this statement).

<b>Fees and costs deducted from your investment<sup>6</sup></b>	<b>\$115.24</b>
---	-----------------

This approximate amount has been deducted from your investment and covers amounts that have reduced the return on your investment and that are not reflected as transactions listed on this statement or in the Additional explanation of fees and costs.

<b>TOTAL FEES AND COSTS YOU PAID</b>	<b>\$115.24</b>
--------------------------------------	-----------------

This approximate amount includes all the fees and costs that affected your investment during the period.

#### Additional explanation on Fees and costs

There are no additional fees and costs deducted from your account.



## Glossary of terms

### Opening Balance

Opening balance is the security price at the close of trading multiplied by the number of securities you hold.

### Closing Balance

Closing balance is the security price at the close of trading multiplied by the number of securities you hold.

### Transaction List

This refers to the type of activities occurred on your holding during the statement period, i.e., purchase, sale, or reinvestment. Reinvestment refers to the additional securities you acquired as a result of your participation in the Distribution Reinvestment Plan (DRP).

### Distribution

Distributions are made on a quarterly or half yearly basis to investors.

### Reinvestment

If you elected to participate in the DRP at the time it was activated, the proceeds of your distribution were reinvested and used to purchase additional securities.

### Distribution Reinvestment Cash Balance

Any money left over after purchasing DRP securities is held in a cash balance account. If you exit the fund, this balance will be paid to you in cash.

### Return on Investments

If you have not bought or sold securities during the reporting period, your statement will show your Return on Investments.

### Cash Distribution Received

Any payments you received in cash during the statement period.

### Further Information

A formal complaints handling procedure is in place for Goodman Group. If you have any enquiries or complaints, please contact our investor relations team. Goodman Group is a member of the Australian Financial Complaints Authority (AFCA). If, after giving us the opportunity to resolve your complaint, you do not feel that it has been resolved satisfactorily, you can lodge a complaint with AFCA:

Australian Financial Complaints Authority

GPO Box 3

Melbourne VIC 3001

Web: [www.afca.org.au](http://www.afca.org.au)

Email: [info@afca.org.au](mailto:info@afca.org.au)

Phone: 1800 931 678

---

### Notes

<sup>1</sup> Security Price – This is the security price as at the close of trading. The security price for a sale or purchase of securities have not been included in your periodic statement because Goodman Group does not have access to the actual market prices at which you have transacted.

<sup>2</sup> Securities Held – The number of securities on register as at the close of business.

<sup>3</sup> Security Value – The number of securities held multiplied by the security price at the close of trading.

<sup>4</sup> Security Transactions – The number of units transacted 'on' or 'off' your holding over the statement period.

<sup>5</sup> Fees deducted directly from your account – This amount covers the transaction fees such as performance fees, transaction costs, establishment fees, contribution fees, withdrawal fees, or exit fees. As your investment in Goodman Group stapled securities does not attract these fees, they do not appear in your statement. Brokerage fees charged by your broker or financial adviser are not included in this statement.

<sup>6</sup> Fees and costs deducted from your investment – This approximate amount has been deducted from your investment and covers amount that have reduced the return on your investment and that are not included in the Fees and Costs deducted from your account or in the Additional fees and costs.



# 2023 TAX RETURN GUIDE

This guide provides general information to assist you or your professional tax adviser to complete your income tax return for the financial year ended 30 June 2023 using the Goodman Group 2023 Annual Tax Statement.

This guide should not be relied upon as personal taxation or financial advice. We have made a number of general assumptions which if they don't apply to your individual circumstances may result in this guide not being entirely applicable to you. Where you require assistance relating to your tax position you should consult the ATO *Individual tax return instructions and Individual tax return instructions supplement* and its accompanying guides or a professional tax adviser.

The general assumptions we have made include that you are:

- + an individual Securityholder
- + a resident of Australia for income tax purposes
- + holding your Goodman Group stapled securities for investment purposes rather than for resale at a profit and that the capital gains tax (CGT) provisions apply to you and
- + using the 'Individual tax return instructions' and 'Individual tax return instructions supplement' to complete your income tax return.

Please note that for tax purposes, any dividends and franking credits from your shares in Goodman Limited (GL), dividends from your Chess Depository Interests in Goodman Logistics (HK) Limited (GLHK), and trust distributions in relation to your units in Goodman Industrial Trust (GIT) need to be separately disclosed in your income tax return.

#### If you are using myTax

- + If you are using myTax and the distribution information with respect to your Goodman Group stapled securities has been pre-filled by the ATO, the pre-filled information should be checked that it matches the 2023 Annual Tax Statement.
- + If the information has not been pre-filled, transpose the amounts shown on the 2023 Annual Tax Statement to the tax return boxes corresponding to the 2023 Tax Return Labels shown on the 2023 Annual Tax Statement.

#### If you are lodging a paper tax return

- + The amounts for Tax Return Labels shown on your Goodman Group annual tax statement should be used to complete the relevant items and labels of the 2023 Tax Return for Individuals and 2023 Tax Return for Individuals (Supplementary Section) in conjunction with their accompanying instructions.

## 1 Goodman Group 2023 Annual Tax Statement

This 2023 Annual Tax Statement covers:

- + Any dividend received in the year ended 30 June 2023 from the Chess Depository Interest (CDI) representing GLHK's fully paid ordinary share
- + Any distributions paid to you by GIT in respect of the year ended 30 June 2023.

There was no dividend paid to you by GL during the year ended 30 June 2023.

For any dividends and distributions paid by GLHK and GIT respectively:

- + **Part A** – contains information to be included at the applicable labels in the 'individual tax return' and 'supplementary section' of your tax return
- + **Part B** – contains additional CGT information to be included at labels 18G and 18H of the 'supplementary section' of your tax return and
- + **Part C** – contains a reconciliation of the components of your net cash distribution amount with respect to the year ended 30 June 2023 from GLHK and GIT.

## 2 Part A – Summary of tax return for individuals (supplementary section) 2023 items

### Question 13

**Label 13U:** this is your share of GIT's Australian non-primary production net income, other than capital gains and foreign income. If applicable, it also includes your share of any unfranked dividend distributed by GIT.

**Label 13C:** this is your share of the gross dividend (ie. franked amount plus franking credit) from a franked dividend distributed by GIT.

**Label 13Q:** this is your share of franking credits from a franked dividend distributed by GIT.

**Label 13R:** this is any tax file number (TFN) withholding amounts required to be deducted from your distribution.

**Label 13S:** this is any tax amounts required to be paid by the trustee.

### Question 18

**Label 18A:** this is your share of GIT's net capital gains from disposals of CGT assets during the year. You should insert an 'X' in the YES box at label 18G if an amount is shown at label 18A.

Your distribution amount may include both 'Discounted Capital Gains', representing assessable capital gains calculated under the 50 per cent discount method and any 'Capital gains – Other' from disposals of investments held for 12 months or less.

**Label 18H:** this is your share of GIT's total capital gains for the financial year.

### Question 19

We assume for the purposes of this guide that, other than your investment in the Goodman Group stapled securities, during the year you did not have an interest in assets located outside of Australia or other investments from which you derive foreign income.

If you have an interest in assets located outside of Australia or other investments from which you derive foreign income, then you will need to take these into account when answering this question. For further assistance consult your tax adviser or the ATO guide to question 19 (Foreign entities) in the *'Individual tax return instructions supplement 2023'*.

### Question 20

**Labels 20E & M:** this is your share of other net assessable foreign income from GIT in respect of the year ended 30 June 2023 and any dividends received from GLHK during the year ended 30 June 2023.



# 2023 TAX RETURN GUIDE

## Question 20 (continued)

**Label 200:** this is your share of foreign income tax offsets from tax paid by GIT on net foreign assessable income.

Where foreign tax has been paid on the foreign source income you may be entitled to claim this foreign tax offset. To the extent that the foreign tax offset amount is not in excess of \$1,000, you may claim the amount shown on your 2023 Annual Tax Statement. Where the foreign tax offset amount is greater than \$1,000, you should calculate your foreign income tax offset limit before claiming the foreign tax offset amount in your 2023 Annual Tax Statement. For further information consult your tax adviser or the ATO *'Guide to foreign income tax offset rules 2023'*.

We assume that during the year you didn't have \$50,000 or more in value of interests in assets located outside of Australia. If correct you should insert 'X' in the 'NO' box at label 20P.

For further assistance consult your tax adviser or the ATO guide to question 20 (Foreign source income and foreign assets or property) in the *'Individual tax return instructions supplement 2023'*.

## 3 Part B – Additional information for Item 18, supplementary section

Shown here is additional information in relation to: 'grossed-up' discount capital gains; capital gains – other; and total current year capital gains included in your distribution. You should insert 'X' in the YES box at label 18G and include the total current year gain amount at label 18H.

We assume for the purposes of question 18 that you didn't have capital losses carried forward from a prior year, and didn't incur any capital losses during the 2023 year.

For further assistance refer to the ATO *'Personal investors guide to capital gains tax 2023'* and/or the *'Guide to capital gains tax 2023'*.

## 4 Part C – Components of distributions

Shown here is a summary of each of the net income components included in your distribution from GIT and GLHK by type and by source.

'Tax deferred amounts' refers to any share of GIT's net income that is not assessable to you in the current income year due to amounts such as depreciation and capital allowance deductions allowable to the trust. You are required to reduce the cost base or reduced cost base of your units in GIT by this amount. Once distributed tax deferred amounts reduce your CGT cost base to nil, further tax deferred amounts will give rise to immediate capital gains (CGT event E4). These gains may be reduced by the 50 per cent CGT discount.

'CGT concession amounts' are not assessable to you and do not reduce the cost base or reduced cost base of your units in GIT.

## 5 Stapled Securities

Goodman Group (GMG) is a 'stapled security' listed on the ASX. For the 2023 income tax year, this refers to an interest in the CDI which represents a fully paid share in GLHK, a share in GL and a unit in GIT that can only be traded together. However each Securityholder holds three separate assets for tax purposes.

You are required to apportion your acquisition costs or cost base of your stapled securities between these three assets and the method of apportionment must be reasonable, for example based on the proportion of adjusted net assets.

Proceeds from disposal of your stapled securities must be apportioned on a similar basis, for example to work out your gains or losses for CGT purposes.

Additional information about apportioning consideration for Goodman Group stapled securities is available at [www.goodman.com](http://www.goodman.com).

## 6 Discount capital gains adjustments for Companies and Complying Superannuation Entities

This guide and the 2023 Goodman Group Annual Tax Statement assumes you are an individual Securityholder.

However, you may wish to note that:

- + companies are not entitled to any CGT discount under the relevant legislation; and
- + complying superannuation entities are entitled to a CGT discount of one-third of the grossed-up amount of discounted capital gains distributed.

Details of discount capital gains and other capital gains are shown on your 2023 Annual Tax Statement.

## 7 Replacement Annual Tax Statement

A duplicate copy of your 2023 Annual Tax Statement can be downloaded, free of charge, via our online Investor Centre at [www.goodman.com](http://www.goodman.com). Alternatively, for a replacement statement contact Computershare Investor Services Pty Ltd on 1300 723 040 (within Australia) or +61 3 9415 4043 (outside Australia). A replacement statement charge may be payable.

## 8 Other important information

While every effort is made to provide accurate and complete information, Goodman Group (Goodman Limited (ABN 69 000 123 071), Goodman Funds Management Limited (ABN 48 067 796 641; AFSL Number 223621) as responsible entity for Goodman Industrial Trust (ARSN 091 213 839), and Goodman Logistics (HK) Limited 嘉民物流(香港)有限公司 (Company No 1700359; ARBN 155 911 149) and their controlled entities, collectively Goodman Group) does not warrant or represent that the information in this guide is free from errors or omissions or is suitable for your intended use. Subject to any terms implied by law and which cannot be excluded, Goodman Group accepts no responsibility for any loss, damage, cost or expense (whether directly or indirectly) incurred by you as a result of any error, omission or misrepresentation in information. Please note unless otherwise indicated all figures are in Australian dollars. This is not tax advice and you should contact your professional tax adviser should you have any queries.





21 July 2023



R02-1626886-001766

BURNELEK SUPER PTY LTD <BURNELEK SUPER FUND A/C>  
PO BOX 1221  
STANHOPE GARDENS NSW 2768

ASX Code: MGF  
APIR Code: MGE0001AU  
Investor Number: H012482  
HIN: X\*\*\*\*\*369

## Distribution Statement

### Magellan Global Fund (Closed Class Units)

This statement details the distribution for your holdings with Magellan Asset Management Limited in the above fund for the period 1 January 2023 to 30 June 2023.

#### Distribution Details

Cash Distribution Per Unit	\$0.03690000
Record Date	04/07/2023
Payment Date	21/07/2023

Date	Unit Balance Before Distribution	Gross Distribution (\$)	Withholding Tax (\$) *	Net Payments (\$)	Payment Method	BSB	Account Number	Unit Balance After Distribution **
30-06-2023	9,900	365.31	0.00	365.31	Direct Credit	182-***	*****605	9,900

#### Investor Details

Name	BURNELEK SUPER PTY LTD <BURNELEK SUPER FUND A/C>	TFN/ABN Quoted	Yes
------	--	----------------	-----

Note:

Gross Distribution is equal to Unit Balance Before Distribution multiplied by Cash Distribution Per Unit.

\*Tax has been deducted if you are recorded as a non-resident or where you have not advised your Tax File Number (TFN) / Australian Business Number (ABN) by the Record Date. The withholding tax amount is calculated on the attribution amount of your distribution. For further details please refer to <https://www.magellangroup.com.au/funds/distributions/>.

\*\*Does not include any transactions ex-date onwards, except for reinvested units (if applicable). Neither Magellan Asset Management Limited nor Apex Fund Services Pty Ltd will be liable for any losses incurred by any person who relies on the holding shown without making their own adjustments for any transactions.

Should you have any questions regarding this statement please contact our Unit Registry Office on 1300 127 780 or by email [magellanfunds@apexgroup.com](mailto:magellanfunds@apexgroup.com).

#### Important note regarding the Distribution Reinvestment Plan (DRP)

As announced to the ASX on 10 January 2022, the Board of Magellan Asset Management Limited has suspended the DRP for Magellan Global Fund (Closed Class). If you have elected to participate in the DRP, you will be instead be paid in cash. If your distribution payment has been withheld due to no bank account details being on file, please contact [magellanfunds@apexgroup.com](mailto:magellanfunds@apexgroup.com).

## Fund Payment Notice

### Magellan Global Fund (Closed Class Units)

The Responsible Entity or the Trustee of the Magellan Global Fund (Closed Class Units) ("Fund") considers that the Fund is a withholding Managed Investment Trust ("MIT") for the purposes of subdivision 12-H of Schedule 1 to the Taxation Administration Act 1953 ("TAA") for the year ended 30 June 2023. The Fund is an Attribution Managed Investment Trust ("AMIT") in relation to the year ended 30 June 2023.

The fund payment information below is provided solely for the purposes of Subdivisions 12A-B, 12A-C of Schedule 1 to the TAA in order to determine withholding MIT non-resident withholding tax and to assist entities with withholding obligations that may arise in respect of amounts paid to non-residents and should not be used for any other purpose.

Components	Cents per unit
Australian-sourced interest	0.00292571
Unfranked Australian dividends	0.00000000
Managed investment trust fund payment (exclusive of NCMI and Excluded NCMI)	0.00000000
Non-concessional managed investment trust income (NCMI)	0.00000000
Excluded non-concessional managed investment trust income (Excluded NCMI)	0.00000000

Australian resident unitholders should not rely on this information for the purposes of completing their income tax returns. Details of the full year AMIT determined components will be provided in the 2023 AMIT Member Annual ("AMMA") Statement for the Fund. The AMMA Statement for the Fund will be sent to unitholders after 30 June 2023.

Please note information contained in this document is a reference guide ("Guide") only. This Guide is suited for use by non-resident unitholders invested into the Fund. This Guide is a summary only and is not intended to provide a detailed analysis of each aspect of the relevant Australian Taxation laws. The effects of the Australian taxation laws are very complex, we therefore recommend that you consult your financial adviser, accountant or obtain specialised taxation advice.

21 July 2023



R02-1626886-001766

BURNELEK SUPER PTY LTD <BURNELEK SUPER FUND A/C>  
PO BOX 1221  
STANHOPE GARDENS NSW 2768

ASX Code: MGF  
APIR Code: MGE0001AU  
Investor Number: H012482  
HIN: X\*\*\*\*\*369

## Periodic Statement

### Magellan Global Fund (Closed Class Units)

This statement details your transactions and the fees and costs applicable to your investment for the period 1 July 2022 to 30 June 2023.

Date	Transaction	Transaction Amount (\$)	Transaction Price (\$) <sup>1</sup>	Transaction Units	Unit Balance	Market Price (\$) <sup>2</sup>	Value (\$) <sup>3</sup>
01-07-2022	Opening Balance				9,900	1.3400	13,266.00
31-12-2022	Distribution	362.34					
30-06-2023	Distribution	365.31					
30-06-2023	Closing Balance				9,900	1.6500	16,335.00

<sup>1</sup>This is the price at which the transaction was executed. If you executed a transaction on the securities exchange, the transaction price and the transaction amount in dollars will not be shown on this statement as this information is not provided to us. The transaction price should have been provided to you by the broker who effected your transaction.

<sup>2</sup>The closing market price of units on the securities exchange on the date of the transaction. The price for the opening balance is the closing market price at the end of the prior statement period.

<sup>3</sup>This is the value of your investment calculated by multiplying your unit balance by the market price for the relevant date.



**Fees and Cost Summary**

**Fees deducted directly from your account: \$0.00**

This amount has been deducted directly from your account (reflected in the transactions listed on this statement).

**Fees and costs deducted from your investment: \$264.43**

This approximate amount has been deducted from your investment and covers amounts that have reduced the return on your investment and that are not reflected as transactions listed on this statement or in the Additional explanation of fees and costs.

**TOTAL FEES AND COSTS YOU PAID \$264.43**

This approximate amount includes all the fees and costs which affected your investment during the period.

**Additional Explanation of Fees and Costs**

There are no additional fees or costs.

The fee amounts set out in this statement are inclusive of GST and net of the benefit of any reduced input tax credits claimed by the Fund.

**Net return summary**

This statement does not show your return on investment during the period on an individual basis as the price at which you executed transactions on the securities exchange is not provided to us. You can calculate your investment return using transaction prices provided by the broker who executed the transactions.

Investment returns are set out below. More information on investment returns can be found at <https://www.magellangroup.com.au/>. The investment objective of the Fund is to achieve attractive risk-adjusted returns over the medium to long-term while reducing the risk of permanent capital loss.

The Responsible Entity reasonably considers that the Fund's performance, including the investment returns below and the benefits for investors outlined in the 'Significant Benefits' heading of the Fund's current Product Disclosure Statement, is consistent with the investment objectives of the Fund since inception.

Investment Returns <sup>4</sup>	1 Year	Since Inception <sup>5</sup> (per annum)
Magellan Global Fund (Closed Class Units)– NAV return	21.40%	6.16%
Magellan Global Fund (Closed Class Units) - market price return <sup>6</sup>	29.87%	-1.12%

<sup>4</sup>Returns are calculated as at 30 June 2023 with distributions reinvested, after ongoing fees and expenses but excluding individual tax, member fees and entry fees (if applicable).

<sup>5</sup>Inception date for the NAV return is 30 November 2020. The date of the first closing market price is 2 December 2020.

<sup>6</sup>Market price return is based on the closing market price of units on the securities exchange.

**Complaints Resolution**

If you have any concerns or complaints, as a first step please contact our Complaints Officer on +61 2 9235 4888 or by email [complaints@magellangroup.com.au](mailto:complaints@magellangroup.com.au) and we will do our best to resolve your concern quickly and fairly. If an issue has not been resolved to your satisfaction, you can lodge a complaint with the Australian Financial Complaints Authority ("AFCA"). AFCA provides fair and independent financial services complaint resolution that is free to consumers. Details on how to make a complaint with AFCA can be found at [www.afca.org.au](http://www.afca.org.au).

**Further Information**

Should you have any questions regarding this statement please contact our Unit Registry on 1300 127 780 (Australia), 0800 787 621 (NZ), +61 2 8259 8566 (international) or by email at [magellanfunds@apexgroup.com](mailto:magellanfunds@apexgroup.com).



21 July 2023



R02-1626886-001766

 BURNELEK SUPER PTY LTD <BURNELEK SUPER FUND A/C>  
 PO BOX 1221  
 STANHOPE GARDENS NSW 2768

 ASX Code: MGF  
 APIR Code: MGE0001AU  
 Investor Number: H012482  
 HIN: X\*\*\*\*\*369

**Attribution Managed Investment Trust Member Annual (AMMA) Statement**  
**For the year ended 30 June 2023**  
**Magellan Global Fund (Closed Class Units)**

**Part A - Your Details**

You are recorded as being: Superannuation  
 Australian Tax File Number (TFN) / ABN Quoted: Provided  
 Country of residence at 30 Jun 2023: Australia

**Part B - Summary of 2023 Tax Return (supplementary section) Items**

	Amount	Tax return label
Share of net income from trusts, less net capital gains, foreign income and franked distributions	0.30	13U
Franked distributions from trusts	0.00	13C
Other deductions relating to non-primary production income	0.00	13Y
Share of credit for foreign resident withholding amounts (excluding capital gains)	0.00	13A
Share of National rental affordability scheme tax offset	0.00	13B
Share of credit for tax withheld where Australian business number not quoted	0.00	13P
Share of franking credit from franked dividends	0.00	13Q
Share of credit for tax file number amounts withheld from interest, dividends and unit trust distributions	0.00	13R
Share of credit for tax paid by trustee	0.00	13S
Early stage venture capital limited: current year tax offset	0.00	T7K
Early stage investor: current year tax offset	0.00	T8L
Other refundable tax offsets: Exploration credits	0.00	T9 (Code E)
Net capital gain	1,229.42	18A
Total current year capital gains	2,458.84	18H
Credit for foreign resident capital gains withholding amounts	0.00	18X
CFC Income	0.00	19K
Transferor trust income	0.00	19B
Assessable foreign source income	82.65	20E
Other net foreign source income	82.65	20M
Australian franking credits from a New Zealand franking company	0.00	20F
Foreign Income Tax Offsets *	39.36	20O

\* The foreign income tax offset represents foreign income tax offsets in respect of both foreign income and foreign capital gains derived by the Fund. Foreign income tax offsets on foreign capital gains have not been reduced by the capital gains tax discount.

**Please retain this statement for Income Tax Purposes**

Part C Component of attribution	Cash Distribution	Tax Paid/Frinking Credit (grossed up)	Attribution	Tax return Label
<b>Australian Income</b>				
Interest (subject to withholding tax)	0.07		0.30	
Interest (not subject to withholding tax)	0.00		0.00	
Dividends: unfranked amount	0.00		0.00	
Dividends: unfranked amount declared to be CFI	0.00		0.00	
Dividends: unfranked amount not declared to be CFI	0.00		0.00	
Dividends: less LIC capital gain deduction	0.00		0.00	
Other assessable Australian income	0.00		0.00	
NCMI - Non-primary production	0.00		0.00	
Excluded from NCMI - Non-primary production	0.00		0.00	
<b>Share of net income from trusts, less net capital gains, foreign income and franked distributions</b>	<b>0.07</b>		<b>0.30</b>	<b>13U</b>
<b>Dividends: Franked amount</b>	<b>0.00</b>	<b>0.00</b>	<b>0.00</b>	<b>13C/13Q</b>
<b>Capital gains</b>				
Capital gains discount - Taxable Australian property	0.00		0.00	
Capital gains discount - Non-Taxable Australian property	359.02	0.00	1,229.42	
Capital gains other - Taxable Australian property	0.00		0.00	
Capital gains other - Non-Taxable Australian property	0.00	0.00	0.00	
NCMI capital gains	0.00		0.00	
Excluded from NCMI capital gains	0.00		0.00	
<b>Net capital gain</b>	<b>359.02</b>	<b>0.00</b>	<b>1,229.42</b>	<b>18A</b>
AMIT CGT gross up amount	0.00		1,229.42	
Other capital gains distribution	359.02		0.00	
<b>Total current year capital gains</b>	<b>718.04</b>	<b>0.00</b>	<b>2,458.84</b>	<b>18H</b>
<b>Foreign income</b>				
Other net foreign source income	9.54	39.36	82.65	20M/20O
<b>Assessable foreign source income</b>	<b>9.54</b>	<b>39.36</b>	<b>82.65</b>	<b>20E</b>
Australian franking credits from a New Zealand franking company	0.00	0.00	0.00	20F
CFC income	0.00		0.00	19K
Transferor trust income	0.00		0.00	19B
<b>Total foreign income</b>	<b>9.54</b>	<b>39.36</b>	<b>82.65</b>	
<b>Tax offsets</b>				
	Amount			Tax return label
Franking credit tax offset (including Australian franking credits from a New Zealand franking company)	0.00			13Q / 20F
Foreign income tax offset	39.36			20O
<b>Total tax offsets</b>	<b>39.36</b>			

<u>Other non-assessable amounts and cost base details</u>	Cash distribution	Attribution/Amount	Other amount
Net exempt income	0.00	0.00	
Non-assessable non-exempt amount	0.00	0.00	
Other non-attributable amounts	0.00		

<b>Gross cash distribution</b>	<b>727.65</b>		<b>727.65</b>
<b>AMIT cost base net amount - excess (decrease)</b>			<b>0.00</b>
<b>AMIT cost base net amount - shortfall (increase)</b>			<b>1,774.78</b>

<u>Other amounts deducted from trust distribution</u>	Cash Amount	Tax return label
TFN amounts withheld	0.00	13R
Non-resident withholding tax deducted	0.00	
Other expenses	0.00	13Y
Credit for foreign resident capital gains withholding	0.00	18X
<b>Net cash distribution</b>	<b>727.65</b>	



This guide provides general information and has been prepared to assist you in understanding the various components of the Attribution Managed Investment Trust Member Annual (AMMA) Statement which you have received from the Fund in relation to the year ended 30 June 2023. This guide has been prepared to assist you in completing your income tax return for the year ending 30 June 2023.

Australian tax laws are complex and each unitholder's particular circumstances will be different. You should seek your own tax advice before taking any action based on this guide and consult your professional tax advisor for advice specific to your circumstances. This guide should be read in conjunction with the Australian Taxation Office's (ATO's) instructions and publications. The comments contained in this guide do not constitute legal, tax or financial planning advice. They are general in nature, offered on an informative basis only and are not intended to cover all of the potential tax consequences in relation to a particular unitholder. Certain items discussed in this guide may not apply to certain unitholders (for example, due to the unitholder's residency, entity type or some other factor).

The Fund is an Attribution Managed Investment Trust (AMIT) for the year ended 30 June 2023. Your AMMA Statement includes amounts attributed to you from the Fund relating to the year ended 30 June 2023. You may be required to include these amounts in your tax return for the 2023 financial year.

This AMMA Statement is prepared for an Australian resident individual investor who holds units in the Fund on a capital account. Unitholders should seek professional taxation advice in relation to this AMMA statement.

#### **Part A - Your details**

Part A are the details you provided and reported at the time this statement was generated.

#### **Part B - Tax return information**

Part B is a summary of the amounts attributed to you from the Fund that are relevant for the completion of your 2023 tax return. Depending on your circumstances, you may be able to copy the amounts from Part B of this AMMA statement to your corresponding labels of the Tax Return (Supplementary Section) 2023. The breakdown of the components is shown in Part C of your AMMA statement.

#### **Part C - Component of attribution**

This section of your AMMA Statement gives you a detailed breakdown of the cash paid to you and the amounts attributed to you. The information in Part C of your AMMA Statement may be required for you to complete other parts of your income tax return.

##### **1. Australian income**

The details provide a breakdown of Label 13U Non-primary production income and Label 13C Franked distributions from trusts. This information may be necessary for those investors who use the Application for refund of franking credits for individuals during 2023.

##### **2. Capital gains**

**Capital gains discount - Taxable Australian Property (TAP) and Non-Taxable Australian Property (NTAP)**

The capital gains tax (CGT) discount is generally available for gains on the disposal of investments that have been held for at least 12 months. These items are that part of the Fund's net capital gain that represents discount capital gains paid and attributed to you. Resident individuals and trusts (conditions apply) may be eligible for a 50% CGT discount and resident complying superannuation funds may be eligible for a 33.33% CGT discount. Companies are not eligible for the CGT discount.

**Capital gains other - Taxable Australian Property (TAP) and Non-Taxable Australian Property (NTAP)**

These items are capital gains paid and attributed to you in relation to the disposal of investments held by the Fund which are held for less than 12 months. The CGT discount is not available in relation to such gains.

**Net capital gains**

This amount represents the taxable capital gains which is the sum of the capital gains (discounted and other methods) and any foreign tax paid on capital gains.

**AMIT CGT gross up amount**

This item shows the additional amount treated as capital gains of a unitholder under ss 276-85(3) and (4) of the Income Tax Assessment Act 1997 (ITAA 1997), and is included in the AMIT cost base increase amount under s104-107E of the ITAA 1997. This amount is equal to the sum of the attribution column for Capital gains discount - Taxable Australian Property (TAP) and Capital gains discount - Non-Taxable Australian Property (NTAP).

**Other capital gains distribution**

Other capital gains distributions are shown in the Cash distribution column to represent the total amount of cash distributed in relation to all capital gains, other than the amounts already shown in the Cash distribution columns for Capital gains discount - NTAP & TAP and Capital gains other - NTAP & TAP.

##### **3. Foreign income**

The Foreign income section includes all foreign income except foreign capital gains. Foreign tax paid on foreign income (other than foreign capital gains) is also shown here.

##### **4. Other non-assessable amounts and cost base details**

Other non-assessable amounts have been divided into three categories depending on the nature of the amount. These amounts may not be immediately assessable for income tax purposes and may not be required to be included in your tax return. However, they may be relevant when determining any adjustment to the cost base of your unit holding and may be relevant in working out your gain/loss at the time you dispose of your units in the Fund.

**Other non-attributable amounts**

Other non-attributable amounts are cash distributions paid to you that exceed the attribution amount, to the extent they are not already shown in other components. These amounts are reflected in the calculation of the AMIT cost base net amount - excess or shortfall. It does not include Other capital gains distributions which are shown at the capital gains section.

**AMIT cost base net amounts**

Under the AMIT regime you are required to adjust your cost base of your units as follows:

**AMIT cost base net amount - excess (decrease).** You must reduce the cost base and reduced cost base of your units in the Fund by the AMIT cost base net amount - excess. A capital gain may also arise if your AMIT cost base net amount - excess is greater than your cost base of your units in the Fund.

**AMIT cost base net amount - shortfall (increase).** You must increase the cost base and reduced cost base of your units in the Fund by the AMIT cost base net amount - shortfall.

**End of Document**

<b>Client name</b>	BURNELEK SUPER FUND	<b>Fin Accounts Prepared by</b>	Fiona Ludlam
<b>Client code</b>	BURNELEKSF	<b>Date prepared</b>	20-Nov-2023
<b>Year ended</b>	30/06/2023	<b>Reviewed by</b>	
<b>SRN/HIN</b>	X0087030369	<b>Date reviewed</b>	
<b>Postcode</b>	2768	<a href="#">Back to Cover</a>	

**Objective** To ensure expenditures are correctly recorded and exists

**Procedures** Randomly sampled items of expenditures and check with source documents, general ledger and bank statements.

Date	Company	GL	Bank Statement	Source Documents*
30/06/2023	ATO Super Levy 2023	259.00	259.00	259.00
21/09/2022	Roach & Bruce Consulting	1,980.00	1,980.00	1,980.00
19/12/2022	ASIC - late fees (part not deductible)	400.00	400.00	400.00
			-	-
			-	-
			-	-

\* Attached source documents here

Total Value of Sample	2,639.00
Total Expenses	3,028.00
Sampling Percentage	87.15%

- 1 Agreed to external source documents.
- 2 Agreed that expenditures were reasonable and incurred by the super fund.

## Insurance

- 3 Did super fund provide life insurance for members?
- 4 If yes, obtain a copy of policy and certificate of currency to ensure that insurance premiums have been paid.
- 5 Ensure that the policy owner is in the name of the super fund.



# ROACH & BRUCE Consulting Pty Ltd

ABN: 38 069 661 141

Suite 7, Level 5  
66 Hunter Street  
SYDNEY NSW 2000  
Tel: (02) 9232 8211

[enquiries@rabca.com.au](mailto:enquiries@rabca.com.au)  
[www.roachandbruce.com.au](http://www.roachandbruce.com.au)

## CHARTERED ACCOUNTANT

ANTHONY BRUCE, B.Comm, FCA

Burnelek Super Fund  
PO Box 1221  
STANHOPE GARDENS NSW 2768

21 September 2022

## TAX INVOICE

Inv No. 7013

---

### To our fee for professional services rendered:

Writing up the books of account of Burnelek Super Fund for the year ended 30 June 2022 and preparing therefrom a balance sheet and supporting accounts for the year then ended. This also included

Preparation and lodgement of income tax return for the year ended 30 June 2022.

Forwarding ASIC Annual Review Statement and preparing Minutes of Solvency.

Forwarding PAYG instalments for the quarters ended March and June 2022.

Prepare updated Binding Death Benefit Nomination form.

Fee	1,800.00
GST	180.00
<b>TOTAL</b>	<b>\$1,980.00</b>

---

### REMITTANCE ADVICE

Burnelek Super Fund

Invoice Terms (14) Days from Invoice Date

**Please make all cheques payable to:** Roach & Bruce Consulting Pty Ltd

Direct Credit Details: BSB 032-024 Account #: 229 586

**Payment Due:** \$1,980.00

**Invoice No:** 7013

Ref: BURNELSF



**ASIC**  
Australian Securities &  
Investments Commission

page 1 of 2

**Inquiries**  
www.asic.gov.au/invoices  
1300 300 630

ABN 86 768 265 615

BURNELEK SUPER PTY LTD  
ROBERT BURNELEK  
258 RAILWAY PDE  
BLAXLAND NSW 2774

12 April 2023

**BURNELEK SUPER PTY LTD**  
ABN/ACN/ARBN 629 712 661  
Account No. 22629712661

**OVERDUE AMOUNT \$59.00**

## OVERDUE

Our records indicate that we have not received payment for this account due on 10 February 2022. As this payment is overdue, please pay **immediately** to prevent further action.

If this account has been paid in full, thank you and please disregard this notice.

Outstanding transaction details are listed overleaf.



**ASIC**  
Australian Securities &  
Investments Commission

### PAYMENT SLIP

**BURNELEK SUPER PTY LTD**

ACN 629 712 661 Account No. 22629712661



22629712661

*Handwritten:*  
Paid  
29/4/23  
Rec.  
MBL 20230924  
227847301

**TOTAL DUE \$59.00**

**Immediately \$59.00**

Payment options are listed on the back of this payment slip

**Billers Code: 17301**  
**Ref: 2296297126619**



\*814 129 0002296297126619 77

## Transaction Details

page 2 of 2

	<i>Unpaid or partially paid transactions for this period</i>	<i>ASIC reference</i>	<i>\$ Amount</i>
10/02/2022	Late Payment Fee 2	3X8430797480PA	\$261.00

## PAYMENT OPTIONS



Billpay Code: 8929  
Ref: 2296 2971 2661 977

### Australia Post

Present this payment slip. Pay by cash, cheque or EFTPOS

### Phone

Call 13 18 16 to pay by Mastercard or Visa

### On-line

Go to [postbillpay.com.au](http://postbillpay.com.au) to pay by Mastercard or Visa

### Mail

Mail this payment slip and cheque (do not staple) to ASIC,  
Locked Bag 5000, Gippsland Mail Centre VIC 3841

Billers Code: 17301  
Ref: 2296297126619

Use these details for phone or Internet banking. Call your financial institution to pay from your cheque, savings or credit card account. For info: [www.bpay.com.au](http://www.bpay.com.au)



**ASIC**  
Australian Securities & Investments Commission

ABN 86 768 265 615

**Inquiries**  
www.asic.gov.au/invoices  
1300 300 630

BURNELEK SUPER PTY LTD  
ROACH & BRUCE CONSULTING PTY LTD  
SE 7 L 5  
66 HUNTER ST SYDNEY NSW 2000

**INVOICE STATEMENT**

Issue date 10 Feb 22

**BURNELEK SUPER PTY LTD**

ACN 629 712 661


Account No. 22 629712661

**Summary**

Opening Balance	\$139.00
New items	\$261.00
Payments & credits	\$0.00
<b>TOTAL DUE</b>	<b>\$400.00</b>

- Amounts are not subject to GST. (Treasurer's determination - exempt taxes, fees and charges).
- Payment of your annual review fee will maintain your registration as an Australian company.

*Transaction details are listed on the back of this page*



**Please pay**

Immediately **\$400.00**

*If you have already paid please ignore this invoice statement.*

- Late fees will apply if you do NOT
  - tell us about a change during the period that the law allows
  - bring your company or scheme details up to date within 28 days of the date of issue of the annual statement, or
  - pay your review fee within 2 months of the annual review date.
- Information on late fee amounts can be found on the ASIC website.



**ASIC**  
Australian Securities & Investments Commission

**PAYMENT SLIP**  
BURNELEK SUPER PTY LTD

*Paid 19/12/22*  
*2022 Receipt*  
*MBL 202212 20224972667*

ACN 629 712 661 Account No: 22 629712661



22 629712661

**TOTAL DUE \$400.00**  
Immediately **\$400.00**

*Payment options are listed on the back of this payment slip*



**Bill Code: 17301**  
**Ref: 2296297126619**



\*814 129 0002296297126619 77



## Transaction details:

page 2 of 2

	Transactions for this period	ASIC reference	\$ Amount
2022-02-10	Late Payment Fee 2	3X8430797480P A	\$261.00
	<b>Outstanding transactions</b>		
2021-10-30	Annual Review - Special Purpose Pty Co	3X8430797480P A	\$56.00
2022-01-10	Late Payment Fee 1	3X8430797480P A	\$83.00
2022-02-10	Late Payment Fee 2	3X8430797480P A	\$261.00

### PAYMENT OPTIONS



Billpay Code: 8929  
Ref: 2296 2971 2661 977

#### Australia Post

Present this payment slip. Pay by cash, cheque or EFTPOS

#### Phone

Call 13 18 16 to pay by Mastercard or Visa

#### On-line

Go to [postbillpay.com.au](http://postbillpay.com.au) to pay by Mastercard or Visa

#### Mail

Mail this payment slip and cheque (do not staple) to ASIC,  
Locked Bag 5000, Gippsland Mail Centre VIC 3841



**Biller Code:** 17301  
**Ref:** 2296297126619

#### Telephone & Internet Banking – BPAY®

Contact your bank or financial institution to make this payment from your cheque, savings, debit, credit card or transaction account. More info: [www.bpay.com.au](http://www.bpay.com.au)



<b>Client name</b>	BURNELEK SUPER FUND	<b>Fin Accounts Prepared by</b>	Fiona Ludlam
<b>Client code</b>	BURNELEKSF	<b>Date prepared</b>	20-Nov-2023
<b>Year ended</b>	30-Jun-2023	<b>Reivewed by</b>	
<b>SRN/HIN</b>	X0087030369	<b>Partner/Director</b>	
<b>Postcode</b>	2768	<a href="#">Back to Cover</a>	

**Objective** To ensure benefits paid were in accordance with condition of release of the trust deed and stated correctly

**Benefits Paid**

- Documentation of conditions of release were obtained and agreed to trust deed and SIS Act/Regulations.  
 Prior year member statements were reviewed and benefit payments were found to be reasonable.  
 Confirmed benefit paid with exited member (if applicable).  
 Confirmed minimum pension standards were met.

**Pensions commenced during the financial year**

Confirmed accounts were drawn up correctly up to commencement date for a new account based pension.  
 Commencement of account based pension was documented in the minutes of the fund (including reversionary beneficiary where applicable).  
 PAYG withholding was registered correctly and correct amounts were withheld taking into account tax free amounts and tax offsets (pension member under 60 years).  
 For transition to retirement pension, ensure that maximum pension amount is 10% only.  
 (need to register for PAYG withholding if member has been paid a pension prior to turning 60).

- Reviewed accounts and there were no transfers out during the year.