

---

# **Workpapers - 2022 Financial Year**

## **Karen Glover Super Fund**

Preparer: Louisse Montiel

Reviewer: Steven Lee

Printed: 28 February 2023

---

## Lead Schedule

### 2022 Financial Year

Code	Workpaper	CY Balance	LY Balance	Change	Status
23800	Distributions Received	(\$2,258.13)		100%	Completed
23900	Dividends Received	(\$6,831.07)	(\$5,711.68)	19.6%	Completed
24200	Contributions	(\$18,986.31)	(\$13,892.70)	36.66%	Completed
24602	Forex Gains/(Losses) - Unrealised	\$6,959.05	\$15,827.51	(56.03)%	Completed
24700	Changes in Market Values of Investments	\$105,145.38	(\$73,750.11)	(242.57)%	Completed
25000	Interest Received	(\$6.14)	(\$34.06)	(81.97)%	Completed
26500	Other Investment Income		(\$75.70)	100%	Completed
30100	Accountancy Fees	\$1,950.00	\$695.00	180.58%	Completed
30400	ATO Supervisory Levy	\$259.00		100%	Completed
30700	Auditor's Remuneration	\$550.00	\$450.00	22.22%	Completed
30800	ASIC Fees	\$56.00	\$395.00	(85.82)%	Completed
31500	Bank Charges		\$7.80	100%	Completed
33200	Formation Expenses Written Off	\$1,325.00		100%	Completed
37500	Investment Expenses	\$1,487.41	\$1,352.94	9.94%	Completed
37900	Interest Paid		\$16.32	100%	Completed
46000	Benefits Paid/Transfers Out		\$50,000.00	100%	Completed
48500	Income Tax Expense	(\$7,853.18)	\$8,313.70	(194.46)%	Completed

Code	Workpaper	CY Balance	LY Balance	Change	Status
49000	Profit/Loss Allocation Account	(\$81,797.01)	\$16,405.98	(598.58)%	Completed
50000	Members	(\$592,627.81)	(\$674,424.82)	(12.13)%	Completed
60400	Bank Accounts	\$78,375.56	\$42,237.79	85.56%	Completed
64000	Formation Expenses		\$1,325.00	100%	Completed
77600	Shares in Listed Companies (Australian)	\$123,686.88	\$243,328.67	(49.17)%	Completed
77700	Shares in Listed Companies (Overseas)	\$206,211.94	\$396,558.84	(48)%	Completed
78200	Units in Listed Unit Trusts (Australian)	\$184,491.00		100%	Completed
85000	Income Tax Payable /Refundable	(\$4,612.14)	(\$1,551.74)	197.22%	Completed
86000	PAYG Payable	(\$428.00)	(\$249.00)	71.89%	Completed
88000	Sundry Creditors	(\$1,950.00)		100%	Completed
89000	Deferred Tax Liability/Asset	\$6,852.57	(\$7,224.74)	(194.85)%	Completed
A	Financial Statements				Completed
B	Permanent Documents				Completed
C	Other Documents				Completed
D	Pension Documentation				Completed
E	Estate Planning				Completed

# 23800 - Distributions Received

2022 Financial Year

**Preparer** Lousse Montiel

**Reviewer** Steven Lee

**Status** Completed

Account Code	Description	CY Balance	LY Balance	Change
TCL.AX	Transurban Group	(\$142.50)		100%
VAS.AX	Vanguard Australian Shares Index Etf	(\$2,115.63)		100%
<b>TOTAL</b>		<b>CY Balance</b>	<b>LY Balance</b>	
		(\$2,258.13)		

## Supporting Documents

- Distribution Reconciliation Report [Report](#)

## Standard Checklist

- Attach a copy of all Tax Statements
- Attach a copy of Distribution Reconciliation Report
- Ensure all Distributions have been reviewed on [Distribution Tax Automation](#)

Karen Glover Super Fund

# Distribution Reconciliation Report

For The Period 01 July 2021 - 30 June 2022

Date	Non Primary Production Income (A) * <sub>1</sub>					Distributed Capital Gains (B) * <sub>2</sub>					Foreign Income * <sub>3</sub>		Non-Assessable			Taxable Income
	Payment Received	Franked	Unfranked	Interest/ Other	Franking Credits	Discounted (After Discount)	Rate * <sub>5</sub>	CGT Concession	Indexed	Other	Foreign Income	Foreign Credits	Tax Exempt	Tax Free	Tax Deferred / AMIT * <sub>6</sub>	
<b>Units in Listed Unit Trusts (Australian)</b>																
TCL.AX Transurban Group																
22/02/2022	142.50						S									0.00
30/06/2022	0.00	0.00	0.00	142.50	0.00	0.00	I	0.00	0.00	0.00	0.00	0.00	0.00	0.00	0.00	142.50
	142.50	0.00	0.00	142.50	0.00	0.00		0.00	0.00	0.00	0.00	0.00	0.00	0.00	0.00	142.50
<i>Net Cash Distribution:</i>	142.50															
VAS.AX Vanguard Australian Shares Index Etf																
21/04/2022	2,115.63						S									0.00
30/06/2022	0.00	0.00	0.00	2,115.63	0.00	0.00	I	0.00	0.00	0.00	0.00	0.00	0.00	0.00	0.00	2,115.63
	2,115.63	0.00	0.00	2,115.63	0.00	0.00		0.00	0.00	0.00	0.00	0.00	0.00	0.00	0.00	2,115.63
<i>Net Cash Distribution:</i>	2,115.63															
	<b>2,258.13</b>	<b>0.00</b>	<b>0.00</b>	<b>2,258.13</b>	<b>0.00</b>	<b>0.00</b>		<b>0.00</b>	<b>0.00</b>	<b>0.00</b>	<b>0.00</b>	<b>0.00</b>	<b>0.00</b>	<b>0.00</b>	<b>0.00</b>	<b>2,258.13</b>

Karen Glover Super Fund

# Distribution Reconciliation Report

For The Period 01 July 2021 - 30 June 2022

Date	Non Primary Production Income (A) * <sub>1</sub>			Distributed Capital Gains (B) * <sub>2</sub>				Foreign Income * <sub>3</sub>		Non-Assessable				Taxable Income		
	Payment Received	Franked	Unfranked	Interest/ Other	Franking Credits	Discounted (After Discount)	Rate * <sub>5</sub>	CGT Concession	Indexed	Other	Foreign Income	Foreign Credits	Tax Exempt		Tax Free	Tax Deferred / AMIT * <sub>6</sub>
<b>TOTAL</b>	2,258.13	0.00	0.00	2,258.13	0.00	0.00		0.00	0.00	0.00	0.00	0.00	0.00	0.00	0.00	2,258.13

**Total Distributed Gains**

Discount Rate	Discounted	Gross
Superfund 1/3	0.00	0.00
Individual 50%(I)	0.00	0.00
<b>Total</b>	<b>0.00</b>	<b>0.00</b>

\*<sub>1</sub> Summary of Non Primary Production Income (A)

Tax Label	Franked	Unfranked	Interest/Other	Less Other Deduction	Income Before Credits * <sub>7</sub>	Franking Credits	Total Including Credits
11M Gross trust distributions	0.00	0.00	2,258.13	0.00	2,258.13	0.00	<b>2,258.13</b>

\*<sub>2</sub> Forms part of the Net Capital Gains calculation for Tax Label 11A.

\*<sub>3</sub> Forms part of the Foreign Credits calculation for Tax Label 11D, D1, 13C1.

\*<sub>4</sub> Taxable Income is designed to match Tax Statement provided by Fund Manager.

Taxable Income in the SMSF Annual Return will be different due to application of Capital Losses in Net Capital Gain calculation and application of different discount method.

\*<sub>5</sub> This is the discount rate selected for the transaction. "S" being Super Funds at 1/3 and "I" being Individual at 50%.

\*<sub>6</sub> AMIT cost base net increase is reflected as negative amount i.e. negative tax deferred and AMIT cost base net decrease is reflected as positive amount i.e. positive tax deferred.

\*<sub>7</sub> Sum of Income Before Credits reconciles with Taxable Trust Distributions in Statement of Taxable Income.

^ Variance between Payment Received and Net Cash Distribution.

## 23900 - Dividends Received

2022 Financial Year

Preparer Louise Montiel

Reviewer Steven Lee

Status Completed

Account Code	Description	CY Balance	LY Balance	Change
ALL.AX	Aristocrat Leisure Limited		(\$44.40)	100%
AMGN.NDQ2	AMGEN Inc.	(\$498.22)	(\$111.72)	345.95%
BHP.AX	BHP Group Limited		(\$233.91)	100%
BSL.AX	Bluescope Steel Limited	(\$206.25)		100%
C.NYE1	Citigroup Inc	(\$273.20)		100%
CMCSA.NDQ1	Comcast Corp - Ordinary Shares - Class A		(\$170.10)	100%
COH.AX	Cochlear Limited	(\$108.51)		100%
CSR.AX	CSR Limited	(\$993.00)	(\$331.00)	200%
FDX.NYE	Fedex Corp	(\$130.71)		100%
FPH.AX	Fisher & Paykel Healthcare Corporation Limited		(\$54.80)	100%
IJH.AX	Ishares S&p Mid-cap Etf	(\$1,821.57)	(\$794.04)	129.41%
INTC.NDQ2	Intel Corp.	(\$150.00)		100%
JBH.AX	Jb Hi-fi Limited	(\$278.20)	(\$446.40)	(37.68)%
JHX.AX	James Hardie Industries Plc	(\$104.23)		100%
MS.NYE2	Morgan Stanley	(\$178.41)		100%
NAB.AX	National Australia Bank Limited	(\$307.20)		100%
NCM.AX	Newcrest Mining Limited		(\$88.01)	100%
NTES.NDQ1	NetEase Inc - ADR		(\$114.01)	100%
PHM.NYE1	PulteGroup Inc		(\$58.93)	100%

Account Code	Description	CY Balance	LY Balance	Change
QCOM.NDQ10	Qualcomm, Inc.	(\$98.94)		100%
QQQ.NDQ2	Invesco Capital Management LLC - Invesco QQQ Trust Series 1	(\$805.84)	(\$422.77)	90.61%
REA.AX	REA Group Ltd		(\$60.50)	100%
RHC.AX	Ramsay Health Care Limited	(\$206.00)		100%
RIO.AX	RIO Tinto Limited		(\$255.43)	100%
RTX.NYE	Raytheon Technologies Corporation		(\$117.57)	100%
SBUX.NDQ1	Starbucks Corp.	(\$82.86)	(\$166.40)	(50.2)%
SQM.NYE2	Sociedad Quimica Y Minera de Chile S.A. - ADR		(\$150.26)	100%
TPM.AX	Tpg Telecom Limited		(\$700.73)	100%
TSN.NYE2	Tyson Foods, Inc. - Ordinary Shares - Class A	(\$229.68)	(\$454.49)	(49.46)%
WBC.AX	Westpac Banking Corporation		(\$564.26)	100%
WES.AX	Wesfarmers Limited	(\$196.00)	(\$215.60)	(9.09)%
WOW.AX	Woolworths Group Limited	(\$162.25)	(\$156.35)	3.77%
<b>TOTAL</b>		<b>CY Balance</b>	<b>LY Balance</b>	
		(\$6,831.07)	(\$5,711.68)	

## Supporting Documents

- Investment Income Comparison Report [Report](#)
- Dividend Reconciliation Report [Report](#)
- SAXO USD\_WP.xlsx
- ShareDividends\_ALL\_8865342\_2021-07-01\_2022-06-30.pdf
- ShareDividends\_ALL\_8865342\_2021-07-01\_2022-06-30.xlsx

## Standard Checklist

- Attach copies of all dividend statements
- Attach copy of Dividend Reconciliation Report



Attach copy of Investment Income Comparison Report



**Karen Glover Super Fund****Dividend Reconciliation Report**

For The Period 01 July 2021 - 30 June 2022

Date	Net Payment Received	Australian Income			Foreign Income			Withheld		
		Unfranked	Franked	Franking Credits	Foreign Income	Foreign Credits	NZ Credits	TFN Withheld	Non-Resident	LIC Deduction
15/06/2022	291.53				291.53	51.45				
	1,821.57	1,243.17	0.00	0.00	578.40	102.07				
JBH.AX Jb Hi-fi Limited										
10/09/2021	278.20	0.00	278.20	119.23						
	278.20	0.00	278.20	119.23						
JHX.AX James Hardie Industries Plc										
20/12/2021	104.23	138.97						34.74		
	104.23	138.97						34.74		
NAB.AX National Australia Bank Limited										
02/07/2021	307.20	0.00	307.20	131.66						
	307.20	0.00	307.20	131.66						
RHC.AX Ramsay Health Care Limited										
30/09/2021	206.00	0.00	206.00	88.29						
	206.00	0.00	206.00	88.29						
WES.AX Wesfarmers Limited										
30/03/2022	196.00	0.00	196.00	84.00						
	196.00	0.00	196.00	84.00						

Karen Glover Super Fund

# Dividend Reconciliation Report

For The Period 01 July 2021 - 30 June 2022

Date	Net Payment Received	Australian Income			Foreign Income			Withheld		
		Unfranked	Franked	Franking Credits	Foreign Income	Foreign Credits	NZ Credits	TFN Withheld	Non-Resident	LIC Deduction
WOW.AX Woolworths Group Limited										
08/10/2021	162.25	0.00	162.25	69.54						
	162.25	0.00	162.25	69.54						
	<b>4,383.21</b>	<b>1,696.90</b>	<b>2,142.65</b>	<b>918.30</b>	<b>578.40</b>	<b>102.07</b>		<b>34.74</b>		
Shares in Listed Companies (Overseas)										
AMGN.NDQ AMGEN Inc.										
08/12/2021	157.30				157.30	27.76				
08/03/2022	169.20				169.20	29.86				
08/06/2022	171.72				171.72	30.30				
	498.22				498.22	87.92				
C.NYE Citigroup Inc										
24/11/2021	136.50				136.50	24.09				
25/02/2022	136.70				136.70	24.13				
	273.20				273.20	48.22				
FDX.NYE Fedex Corp										
12/07/2021	70.79				70.79	12.49				
27/12/2021	59.92				59.92	10.57				



**Karen Glover Super Fund**

**Dividend Reconciliation Report**

For The Period 01 July 2021 - 30 June 2022

Date	Net Payment Received	Australian Income			Foreign Income			Withheld		
		Unfranked	Franked	Franking Credits	Foreign Income	Foreign Credits	NZ Credits	TFN Withheld	Non-Resident	LIC Deduction
27/08/2021	82.86				82.86	14.62				
	82.86				82.86	14.62				
TSN.NYE Tyson Foods, Inc. - Ordinary Shares - Class A										
15/12/2021	115.42				115.42	20.37				
15/03/2022	114.26				114.26	20.16				
	229.68				229.68	40.53				
	<b>2,447.86</b>				<b>2,447.86</b>	<b>431.96</b>				
<b>TOTAL</b>	<b>6,831.07</b>	<b>1,696.90</b>	<b>2,142.65</b>	<b>918.30</b>	<b>3,026.26</b>	<b>534.03</b>		<b>34.74</b>		

**Tax Return Reconciliation**

	Totals	Tax Return Label
Unfranked	1,696.90	J
Franked Dividends	2,142.65	K
Franking Credits	918.30	L

## Karen Glover Super Fund

# Investment Income Comparison Report

As at 30 June 2022

Investment	Ledger Data			ASX & UUT Data							
	Transaction Date	Income Amount	Franking Credit	Date Payable	Ex Div/Dist Date	Units On Hand	45 Day Qualified	Amount per share/unit	Estimated Income	Estimated Franking*	
<b>Reconciled</b>											
<b>Shares in Listed Companies (Australian)</b>											
BSL.AX	Bluescope Steel Limited	29/03/2022	206.25	0.00	29/03/2022	25/02/2022	825.00	825.00	0.2500	206.25	0.00
CSR.AX	CSR Limited	02/07/2021	635.52	272.37	02/07/2021	28/05/2021	2,648.00	2,648.00	0.2400	635.52	272.37
CSR.AX	CSR Limited	10/12/2021	357.48	153.21	10/12/2021	09/11/2021	2,648.00	2,648.00	0.1350	357.48	153.21
JBH.AX	Jb Hi-fi Limited	10/09/2021	278.20	119.23	10/09/2021	26/08/2021	260.00	0.00	1.0700	278.20	0.00
JHX.AX	James Hardie Industries Plc	20/12/2021	138.97		17/12/2021	18/11/2021	253.00	253.00	0.5493	138.97	0.00
NAB.AX	National Australia Bank Limited	02/07/2021	307.20	131.66	02/07/2021	13/05/2021	512.00	512.00	0.6000	307.20	131.66
RHC.AX	Ramsay Health Care Limited	30/09/2021	206.00	88.29	30/09/2021	06/09/2021	200.00	200.00	1.0300	206.00	88.29
WES.AX	Wesfarmers Limited	30/03/2022	196.00	84.00	30/03/2022	22/02/2022	245.00	245.00	0.8000	196.00	84.00
WOW.AX	Woolworths Group Limited	08/10/2021	162.25	69.54	08/10/2021	02/09/2021	295.00	295.00	0.5500	162.25	69.54
			<b>2,487.87</b>	<b>918.30</b>					<b>5.2243</b>	<b>2,487.87</b>	<b>799.07</b>
<b>Units in Listed Unit Trusts (Australian)</b>											
TCL.AX	Transurban Group	22/02/2022	142.50		22/02/2022	30/12/2021	950.00	950.00	0.1500	142.50	0.00
VAS.AX	Vanguard Australian Shares Index Etf	21/04/2022	2,115.63		20/04/2022	01/04/2022	1,060.00	1,060.00	1.9959	2,115.63	380.54
			<b>2,258.13</b>						<b>2.1459</b>	<b>2,258.13</b>	<b>380.54</b>
<b>Unreconciled</b>											
<b>Shares in Listed Companies (Australian)</b>											
COH.AX	Cochlear Limited	21/04/2022	37.98		21/04/2022	28/03/2022	70.00	70.00	1.5500	108.50	0.00
COH.AX	Cochlear Limited	25/04/2022	70.53		21/04/2022	28/03/2022	70.00	70.00	1.5500	108.50	0.00
IJH.AX	Ishares S&p Mid-cap Etf				13/07/2021	01/07/2021	383.00	383.00	1.1212	429.42	0.00
IJH.AX	Ishares S&p Mid-cap Etf	13/10/2021	410.21	0.00	13/10/2021	01/10/2021	383.00	383.00	1.0710	410.21	0.00

Karen Glover Super Fund

# Investment Income Comparison Report

As at 30 June 2022

Investment	Ledger Data			ASX & UUT Data							
	Transaction Date	Income Amount	Franking Credit	Date Payable	Ex Div/Dist Date	Units On Hand	45 Day Qualified	Amount per share/unit	Estimated Income	Estimated Franking*	
IJH.AX	Ishares S&p Mid-cap Etf	06/01/2022	403.54	0.00	05/01/2022	21/12/2021	383.00	383.00	1.0536	403.54	0.00
IJH.AX	Ishares S&p Mid-cap Etf	24/01/2022	429.42								
IJH.AX	Ishares S&p Mid-cap Etf	30/03/2022	286.87								
IJH.AX	Ishares S&p Mid-cap Etf				13/04/2022	01/04/2022	300.00	300.00	0.9693	290.79	0.00
IJH.AX	Ishares S&p Mid-cap Etf	15/06/2022	291.53								
			<b>1,930.08</b>	<b>0.00</b>					<b>7.3152</b>	<b>1,750.96</b>	<b>0.00</b>

## Shares in Listed Companies (Overseas)

AMGN.NDQ	AMGEN Inc.	08/12/2021	157.30
AMGN.NDQ	AMGEN Inc.	08/03/2022	169.20
AMGN.NDQ	AMGEN Inc.	08/06/2022	171.72
C.NYE	Citigroup Inc	24/11/2021	136.50
C.NYE	Citigroup Inc	25/02/2022	136.70
FDX.NYE	Fedex Corp	12/07/2021	70.79
FDX.NYE	Fedex Corp	27/12/2021	59.92
INTC.NDQ	Intel Corp.	01/03/2022	150.00
MS.NYE	Morgan Stanley	13/08/2021	178.41
QCOM.NDQ	Qualcomm, Inc.	23/09/2021	98.94
QQQ.NDQ	Invesco Capital Management LLC - Invesco QQQ Trust Series 1	30/07/2021	182.78
QQQ.NDQ	Invesco Capital Management LLC - Invesco QQQ Trust Series 1	29/10/2021	186.50
QQQ.NDQ	Invesco Capital Management LLC - Invesco QQQ Trust Series 1	31/12/2021	230.26
QQQ.NDQ	Invesco Capital Management LLC - Invesco QQQ Trust Series 1	29/04/2022	206.30



Karen Glover Super Fund

# Investment Income Comparison Report

As at 30 June 2022

Investment	Ledger Data			ASX & UUT Data						
	Transaction Date	Income Amount	Franking Credit	Date Payable	Ex Div/Dist Date	Units On Hand	45 Day Qualified	Amount per share/unit	Estimated Income	Estimated Franking*
SBUX.NDQ	Starbucks Corp.	27/08/2021	82.86							
TSN.NYE	Tyson Foods, Inc. - Ordinary Shares - Class A	15/12/2021	115.42							
TSN.NYE	Tyson Foods, Inc. - Ordinary Shares - Class A	15/03/2022	114.26							
			<b>2,447.86</b>							
<b>Units in Listed Unit Trusts (Australian)</b>										
VTS.AX	Vanguard Us Total Market Shares Index Etf			22/07/2022	24/06/2022	300.00	300.00	0.9335	280.04	0.00
								<b>0.9335</b>	<b>280.04</b>	<b>0.00</b>
			<b>9,123.94</b>					<b>15.6188</b>	<b>6,777.00</b>	<b>1,179.61</b>

\*Franking credit is estimated using 45 day qualified units. The estimation might not be accurate for preference shares and hedging arrangements.



				USD	Tax @ 15%	Rate	AUD	Tax @ 15%
36000/112794USD	08-Jun-2022	08-Jun-2022	Corporate Actions AMGN:xnas 0	123.67	18.55	0.72	171.72	25.76
36000/112794USD	08-Mar-2022	08-Mar-2022	Corporate Actions AMGN:xnas 0	123.67	18.55	0.73	169.20	25.38
36000/112794USD	08-Dec-2021	08-Dec-2021	Corporate Actions AMGN:xnas 0	112.20	16.83	0.71	157.30	23.59
36000/112794USD	25-Feb-2022	25-Feb-2022	Corporate Actions C:xnys 0	98.40	14.76	0.72	136.70	20.51
36000/112794USD	24-Nov-2021	24-Nov-2021	Corporate Actions C:xnys 0	98.40	14.76	0.72	136.50	20.47
36000/112794USD	27-Dec-2021	27-Dec-2021	Corporate Actions FDX:xnys 0	43.35	6.50	0.72	59.92	8.99
36000/112794USD	12-Jul-2021	12-Jul-2021	Corporate Actions FDX:xnys 0	52.91	7.94	0.75	70.79	10.62
36000/112794USD	15-Jun-2022	15-Jun-2022	Corporate Actions IJH:arcx 0	201.33	30.20	0.69	291.53	43.73
36000/112794USD	30-Mar-2022	30-Mar-2022	Corporate Actions IJH:arcx 0	215.93	32.39	0.75	286.87	43.03
36000/112794USD	01-Mar-2022	01-Mar-2022	Corporate Actions INTC:xnas 0	108.90	16.34	0.73	150.00	22.50
36000/112794USD	13-Aug-2021	13-Aug-2021	Corporate Actions MS:xnys 0	130.90	19.64	0.73	178.41	26.76
36000/112794USD	23-Sep-2021	23-Sep-2021	Corporate Actions QCOM:xnas 0	71.67	10.75	0.72	98.94	14.84
36000/112794USD	29-Apr-2022	29-Apr-2022	Corporate Actions QQQ:xnas 0	147.46	22.12	0.71	206.30	30.94
36000/112794USD	31-Dec-2021	31-Dec-2021	Corporate Actions QQQ:xnas 0	167.08	25.06	0.73	230.26	34.54
36000/112794USD	29-Oct-2021	29-Oct-2021	Corporate Actions QQQ:xnas 0	140.73	21.11	0.75	186.50	27.97
36000/112794USD	30-Jul-2021	30-Jul-2021	Corporate Actions QQQ:xnas 0	134.91	20.24	0.74	182.78	27.42
36000/112794USD	27-Aug-2021	27-Aug-2021	Corporate Actions SBUX:xnas 0	60.05	9.01	0.72	82.86	12.43
36000/112794USD	15-Mar-2022	15-Mar-2022	Corporate Actions TSN:xnys 0	82.11	12.32	0.72	114.26	17.14
36000/112794USD	15-Dec-2021	15-Dec-2021	Corporate Actions TSN:xnys 0	82.11	12.32	0.71	115.42	17.31
				2,195.78	329.37		3,026.26	453.94

# Share Dividends Report

01-Jul-2021 - 30-Jun-2022

Generated at:01-Feb-2023 04:38:27 (UTC)



Saxo Capital Markets (Australia) Limited  
2000 Sydney  
NSW  
Australia  
Phone No.: +61282679000  
Email: [operations@saxomarkets.com.au](mailto:operations@saxomarkets.com.au)

Karen G Super Fund Pty Ltd ATF Karen Glover SF  
3196 Edithvale  
VIC  
Australia

**Client ID : 8865342**

**Currency : AUD**

**Account(s) : All accounts**

# Table of Contents

Share Dividends, 36000/112794 .....	2
Share Dividends, 36000/112794USD .....	4





## Share Dividends, 36000/112794USD

<i>Instrument</i>	<i>Type</i>	<i>Posting Date</i>	<i>Pay Date</i>	<i>Holding</i>	<i>Dividend unit</i>	<i>Conversion Rate</i>	<i>Currency</i>	<i>Dividend amount</i>	<i>Withholding tax percent</i>	<i>Withholding tax amount</i>	<i>Residential tax percent</i>	<i>Residential tax amount</i>	<i>Fee amount</i>	<i>Total Tax (AUD)</i>	<i>Booked Amount (AUD)</i>
iShares Core S&P Mid-Cap ETF IJH:arcx	Cash Dividend	15-Jun-2022	15-Jun-2022	300	0.79	1.427834	USD	236.86	0.15	-35.53	0.00	0.00	0.00	-50.73	287.47
Amgen Inc. AMGN:xnas	Cash Dividend	08-Jun-2022	08-Jun-2022	75	1.94	1.390861	USD	145.50	0.15	-21.83	0.00	0.00	0.00	-30.36	172.01
Invesco QQQ Trust, Series 1 QQQ:xnas	Cash Dividend	29-Apr-2022	29-Apr-2022	400	0.43	1.416080	USD	173.48	0.15	-26.02	0.00	0.00	0.00	-36.85	208.82
iShares Core S&P Mid-Cap ETF IJH:arcx	Cash Dividend	30-Mar-2022	30-Mar-2022	300	0.85	1.331385	USD	254.03	0.15	-38.10	0.00	0.00	0.00	-50.73	287.49
Tyson Foods Inc. TSN:xnys	Cash Dividend	15-Mar-2022	15-Mar-2022	210	0.46	1.389630	USD	96.60	0.15	-14.49	0.00	0.00	0.00	-20.14	114.10
Amgen Inc. AMGN:xnas	Cash Dividend	08-Mar-2022	08-Mar-2022	75	1.94	1.375464	USD	145.50	0.15	-21.83	0.00	0.00	0.00	-30.03	170.10
Intel Corp. INTC:xnas	Cash Dividend	01-Mar-2022	01-Mar-2022	351	0.37	1.378604	USD	128.12	0.15	-19.22	0.00	0.00	0.00	-26.50	150.13
Citigroup Inc. C:xnys	Cash Dividend	25-Feb-2022	25-Feb-2022	227	0.51	1.382815	USD	115.77	0.15	-17.37	0.00	0.00	0.00	-24.02	136.07
Invesco QQQ Trust, Series 1 QQQ:xnas	Cash Dividend	31-Dec-2021	31-Dec-2021	400	0.49	1.375703	USD	196.56	0.15	-29.48	0.00	0.00	0.00	-40.56	229.85
FedEx Corp. FDX:xnys	Cash Dividend	27-Dec-2021	27-Dec-2021	68	0.75	1.381640	USD	51.00	0.15	-7.65	0.00	0.00	0.00	-10.57	59.89
Tyson Foods Inc. TSN:xnys	Cash Dividend	15-Dec-2021	15-Dec-2021	210	0.46	1.393965	USD	96.60	0.15	-14.49	0.00	0.00	0.00	-20.20	114.46
Amgen Inc. AMGN:xnas	Cash Dividend	08-Dec-2021	08-Dec-2021	75	1.76	1.394341	USD	132.00	0.15	-19.80	0.00	0.00	0.00	-27.61	156.45
Citigroup Inc. C:xnys	Cash Dividend	24-Nov-2021	24-Nov-2021	227	0.51	1.389993	USD	115.77	0.15	-17.37	0.00	0.00	0.00	-24.14	136.78
Invesco QQQ Trust, Series 1	Cash Dividend	29-Oct-2021	29-Oct-2021	400	0.41	1.329381	USD	165.56	0.15	-24.83	0.00	0.00	0.00	-33.01	187.08



<i>Instrument</i>	<i>Type</i>	<i>Posting Date</i>	<i>Pay Date</i>	<i>Holding</i>	<i>Dividend unit</i>	<i>Conversion Rate</i>	<i>Currency</i>	<i>Dividend amount</i>	<i>Withholding tax percent</i>	<i>Withholding tax amount</i>	<i>Residential tax percent</i>	<i>Residential tax amount</i>	<i>Fee amount</i>	<i>Total Tax (AUD)</i>	<i>Booked Amount (AUD)</i>
QQQ:xnas															
Qualcomm Inc. QCOM:xnas	Cash Dividend	23-Sep-2021	23-Sep-2021	124	0.68	1.370597	USD	84.32	0.15	-12.65	0.00	0.00	0.00	-17.34	98.23
Starbucks Corp. SBUX:xnas	Cash Dividend	27-Aug-2021	27-Aug-2021	157	0.45	1.367452	USD	70.65	0.15	-10.60	0.00	0.00	0.00	-14.49	82.12
Morgan Stanley MS:xnys	Cash Dividend	13-Aug-2021	13-Aug-2021	220	0.70	1.356360	USD	154.00	0.15	-23.10	0.00	0.00	0.00	-31.33	177.55
Invesco QQQ Trust, Series 1 QQQ:xnas	Cash Dividend	30-Jul-2021	30-Jul-2021	400	0.40	1.361869	USD	158.72	0.15	-23.81	0.00	0.00	0.00	-32.43	183.73
FedEx Corp. FDX:xnys	Cash Dividend	12-Jul-2021	12-Jul-2021	83	0.75	1.336558	USD	62.25	0.15	-9.34	0.00	0.00	0.00	-12.48	70.72

Account ID	Isan	Client	Currency	Instrument	Instrument Symbol	Type	Posting Date	Pay Date	Holding	Dividend unit	Conversion Rate	Dividend amount	Withholding tax percent	Withholding tax amount	Residential tax percent	Residential tax amount	Fee amount	Total Tax (AUD)	Booked amount (AUD)
36000112794	AUD	CSR Ltd	AUD	CSR Ltd	CSR:tax	Dividend Reinvestment	02-Jul-2021	02-Jul-2021	2648	AUD 0.10	1	AUD 251.56	0.00%	AUD 0.00	0.00%	AUD 0.00	AUD 0.00	0	251.56
36000112794	AUD	CSR Ltd	AUD	CSR Ltd	CSR:tax	Dividend Reinvestment	02-Jul-2021	02-Jul-2021	2648	AUD 0.15	1	AUD 383.96	0.00%	AUD 0.00	0.00%	AUD 0.00	AUD 0.00	0	383.96
36000112794	AUD	National Australia Bank Ltd	AUD	NAB:tax	NAB:tax	Dividend Option	02-Jul-2021	02-Jul-2021	512	AUD 0.60	1	AUD 307.20	0.00%	AUD 0.00	0.00%	AUD 0.00	AUD 0.00	0	307.20
36000112794	AUD	30 H-FI	AUD	30H:tax	30H:tax	Cash Dividend	10-Sep-2021	10-Sep-2021	260	AUD 1.07	1	AUD 278.20	0.00%	AUD 0.00	0.00%	AUD 0.00	AUD 0.00	0	278.20
36000112794	AUD	Westpac Banking Corp.	AUD	WBC:tax	WBC:tax	Dividend Reinvestment	27-Sep-2021	18-Dec-2020	634	AUD 0.31	1	AUD 196.54	0.00%	AUD 0.00	0.00%	AUD 0.00	AUD 0.00	0	196.54
36000112794	AUD	Westpac Banking Corp.	AUD	WBC:tax	WBC:tax	Dividend Reinvestment	27-Sep-2021	18-Dec-2020	634	AUD 0.31	1	AUD 196.54	0.00%	AUD 0.00	0.00%	AUD 0.00	AUD 0.00	0	196.54
36000112794	AUD	Ramsey Health Care Ltd	AUD	RHC:tax	RHC:tax	Cash Dividend	30-Sep-2021	30-Sep-2021	200	AUD 1.03	1	AUD 206.00	0.00%	AUD 0.00	0.00%	AUD 0.00	AUD 0.00	0	206
36000112794	AUD	Woolworths Group Ltd	AUD	WOW:tax	WOW:tax	Dividend Reinvestment	08-Oct-2021	08-Oct-2021	295	AUD 0.55	1	AUD 162.25	0.00%	AUD 0.00	0.00%	AUD 0.00	AUD 0.00	0	162.25
36000112794	AUD	iShares S&P Mid-Cap ETF	AUD	ISH:tax	ISH:tax	Dividend Reinvestment	13-Oct-2021	13-Oct-2021	383	AUD 1.07	1	AUD 410.21	0.00%	AUD 0.00	0.00%	AUD 0.00	AUD 0.00	0	410.21
36000112794	AUD	CSR Ltd	AUD	CSR Ltd	CSR:tax	Dividend Reinvestment	16-Dec-2021	16-Dec-2021	2648	AUD 0.14	1	AUD 377.88	0.00%	AUD 0.00	0.00%	AUD 0.00	AUD 0.00	0	377.88
36000112794	AUD	James Hardie Industries NV	AUD	JHX:tax	JHX:tax	Cash Dividend	20-Dec-2021	17-Dec-2021	253	AUD 0.55	1	AUD 138.97	25.00%	AUD 34.74	0.00%	AUD 0.00	AUD 0.00	-34.74	104.23
36000112794	AUD	iShares S&P Mid-Cap ETF	AUD	ISH:tax	ISH:tax	Dividend Reinvestment	06-Jan-2022	09-Jan-2022	383	AUD 1.05	1	AUD 403.54	0.00%	AUD 0.00	0.00%	AUD 0.00	AUD 0.00	0	403.54
36000112794	AUD	iShares S&P Mid-Cap ETF	AUD	ISH:tax	ISH:tax	Dividend Reinvestment	24-Jan-2022	13-Jul-2021	383	AUD 1.12	1	AUD 429.42	0.00%	AUD 0.00	0.00%	AUD 0.00	AUD 0.00	0	429.42
36000112794	AUD	Transurban Group	AUD	TCL:tax	TCL:tax	Dividend Reinvestment	22-Feb-2022	22-Feb-2022	950	AUD 0.15	1	AUD 142.50	0.00%	AUD 0.00	0.00%	AUD 0.00	AUD 0.00	0	142.50
36000112794	AUD	Bilaspore Steel Ltd	AUD	BLS:tax	BLS:tax	Cash Dividend	29-Mar-2022	29-Mar-2022	825	AUD 0.25	1	AUD 206.25	0.00%	AUD 0.00	0.00%	AUD 0.00	AUD 0.00	0	206.25
36000112794	AUD	Westfarms Ltd	AUD	WES:tax	WES:tax	Dividend Reinvestment	30-Mar-2022	30-Mar-2022	245	AUD 0.80	1	AUD 196.00	0.00%	AUD 0.00	0.00%	AUD 0.00	AUD 0.00	0	196
36000112794	AUD	Cochlear Ltd	AUD	COH:tax	COH:tax	Cash Dividend	21-Apr-2022	21-Apr-2022	70	AUD 0.54	1	AUD 37.98	0.00%	AUD 0.00	0.00%	AUD 0.00	AUD 0.00	0	37.98
36000112794	AUD	Vanguard Australian Shares Index ETF	AUD	VAS:tax	VAS:tax	Dividend Reinvestment	21-Apr-2022	20-Apr-2022	1060	AUD 2.00	1	AUD 2,115.63	0.00%	AUD 0.00	0.00%	AUD 0.00	AUD 0.00	0	2,115.63
36000112794	AUD	Cochlear Ltd	AUD	COH:tax	COH:tax	Cash Dividend	25-Apr-2022	21-Apr-2022	70	AUD 1.01	1	AUD 70.53	0.00%	AUD 0.00	0.00%	AUD 0.00	AUD 0.00	0	70.53
36000112794USD	AUD	FedEx Corp.	AUD	FDX:ny	FDX:ny	Cash Dividend	12-Jul-2021	12-Jul-2021	83	USD 0.75	1.336558	USD 62.25	15.00%	-USD 9.34	0.00%	USD 0.00	USD 0.00	-12.48	70.72
36000112794USD	AUD	Investco QQQ Trust, Series 1	AUD	QQQ:mas	QQQ:mas	Cash Dividend	30-Jul-2021	30-Jul-2021	400	USD 0.40	1.361889	USD 158.72	15.00%	-USD 23.81	0.00%	USD 0.00	USD 0.00	-23.81	183.73
36000112794USD	AUD	Morgan Stanley	AUD	MS:ny	MS:ny	Cash Dividend	13-Aug-2021	13-Aug-2021	220	USD 0.70	1.356206	USD 154.00	15.00%	-USD 23.10	0.00%	USD 0.00	USD 0.00	-23.10	177.55
36000112794USD	AUD	Starbucks Corp.	AUD	SBUX:mas	SBUX:mas	Cash Dividend	27-Aug-2021	27-Aug-2021	157	USD 0.45	1.367452	USD 70.65	15.00%	-USD 10.60	0.00%	USD 0.00	USD 0.00	-10.60	82.12
36000112794USD	AUD	Qualcomm Inc.	AUD	QCOM:mas	QCOM:mas	Cash Dividend	23-Sep-2021	23-Sep-2021	124	USD 0.68	1.370557	USD 84.32	15.00%	-USD 12.65	0.00%	USD 0.00	USD 0.00	-12.64	98.23
36000112794USD	AUD	Investco QQQ Trust, Series 1	AUD	QQQ:mas	QQQ:mas	Cash Dividend	29-Oct-2021	29-Oct-2021	400	USD 0.41	1.329381	USD 165.56	15.00%	-USD 24.83	0.00%	USD 0.00	USD 0.00	-24.83	187.08
36000112794USD	AUD	Gitgroup Inc.	AUD	GRY:ny	GRY:ny	Cash Dividend	24-Nov-2021	24-Nov-2021	227	USD 0.51	1.389993	USD 115.77	15.00%	-USD 17.37	0.00%	USD 0.00	USD 0.00	-17.37	214.14
36000112794USD	AUD	Amgen Inc.	AUD	AMGN:mas	AMGN:mas	Cash Dividend	08-Dec-2021	08-Dec-2021	75	USD 1.76	1.394341	USD 132.00	15.00%	-USD 19.80	0.00%	USD 0.00	USD 0.00	-19.81	156.45
36000112794USD	AUD	Tyson Foods Inc.	AUD	TSN:ny	TSN:ny	Cash Dividend	15-Dec-2021	15-Dec-2021	210	USD 0.46	1.393965	USD 96.60	15.00%	-USD 14.49	0.00%	USD 0.00	USD 0.00	-14.49	114.46
36000112794USD	AUD	FedEx Corp.	AUD	FDX:ny	FDX:ny	Cash Dividend	27-Dec-2021	27-Dec-2021	68	USD 0.75	1.381164	USD 51.00	15.00%	-USD 7.65	0.00%	USD 0.00	USD 0.00	-7.65	59.89
36000112794USD	AUD	Investco QQQ Trust, Series 1	AUD	QQQ:mas	QQQ:mas	Cash Dividend	31-Dec-2021	31-Dec-2021	400	USD 0.49	1.197073	USD 196.56	15.00%	-USD 29.49	0.00%	USD 0.00	USD 0.00	-29.49	229.85
36000112794USD	AUD	Gitgroup Inc.	AUD	GRY:ny	GRY:ny	Cash Dividend	25-Feb-2022	25-Feb-2022	227	USD 0.51	1.382815	USD 115.77	15.00%	-USD 17.37	0.00%	USD 0.00	USD 0.00	-17.37	136.07
36000112794USD	AUD	Intel Corp.	AUD	INT:ny	INT:ny	Cash Dividend	01-Mar-2022	01-Mar-2022	351	USD 0.37	1.378604	USD 128.12	15.00%	-USD 19.22	0.00%	USD 0.00	USD 0.00	-19.22	150.13
36000112794USD	AUD	Amgen Inc.	AUD	AMGN:mas	AMGN:mas	Cash Dividend	08-Mar-2022	08-Mar-2022	75	USD 1.94	1.375464	USD 145.50	15.00%	-USD 21.83	0.00%	USD 0.00	USD 0.00	-21.83	170.11
36000112794USD	AUD	Tyson Foods Inc.	AUD	TSN:ny	TSN:ny	Cash Dividend	15-Mar-2022	15-Mar-2022	210	USD 0.46	1.389603	USD 96.60	15.00%	-USD 14.49	0.00%	USD 0.00	USD 0.00	-14.49	114.11
36000112794USD	AUD	iShares Core S&P Mid-Cap ETF	AUD	ISH:tax	ISH:tax	Cash Dividend	30-Mar-2022	30-Mar-2022	300	USD 0.85	1.111385	USD 254.03	15.00%	-USD 38.10	0.00%	USD 0.00	USD 0.00	-38.10	287.49
36000112794USD	AUD	Investco QQQ Trust, Series 1	AUD	QQQ:mas	QQQ:mas	Cash Dividend	29-Apr-2022	29-Apr-2022	400	USD 0.43	1.416608	USD 174.48	15.00%	-USD 26.02	0.00%	USD 0.00	USD 0.00	-26.02	208.82
36000112794USD	AUD	Amgen Inc.	AUD	AMGN:mas	AMGN:mas	Cash Dividend	08-Jun-2022	08-Jun-2022	75	USD 1.94	1.390861	USD 145.50	15.00%	-USD 21.83	0.00%	USD 0.00	USD 0.00	-21.83	172.01
36000112794USD	AUD	iShares Core S&P Mid-Cap ETF	AUD	ISH:tax	ISH:tax	Cash Dividend	15-Jun-2022	15-Jun-2022	300	USD 0.79	1.427894	USD 236.86	15.00%	-USD 35.53	0.00%	USD 0.00	USD 0.00	-35.53	287.47

# 24200 - Contributions

2022 Financial Year

**Preparer** Louise Montiel

**Reviewer** Steven Lee

**Status** Completed

Account Code	Description	CY Balance	LY Balance	Change
GLOKAR00001A	(Contributions) Glover, Karen - Accumulation (Accumulation)	(\$18,986.31)	(\$13,892.70)	36.66%
<b>TOTAL</b>		<b>CY Balance</b>	<b>LY Balance</b>	
		(\$18,986.31)	(\$13,892.70)	

## Supporting Documents

- Contributions Breakdown Report [Report](#)

## Standard Checklist

- Attach copies of S290-170 notices (if necessary)
- Attach copy of Contributions Breakdown Report
- Attach SuperStream Contribution Data Report
- Check Fund is registered for SuperStream (if necessary)
- Ensure all Contributions have been allocated from Bank Accounts
- Ensure Work Test is satisfied if members are over 65

## Karen Glover Super Fund

# Contributions Breakdown Report

For The Period 01 July 2021 - 30 June 2022

### Summary

Member	D.O.B	Age (at 30/06/2021)	Total Super Balance (at 30/06/2021) *1	Concessional	Non-Concessional	Other	Reserves	Total
Glover, Karen	Provided	58	674,424.82	18,986.31	0.00	0.00	0.00	18,986.31
<b>All Members</b>				<b>18,986.31</b>	<b>0.00</b>	<b>0.00</b>	<b>0.00</b>	<b>18,986.31</b>

\*1 TSB can include information external to current fund's transaction records. The amount is per individual across all funds.

### Contribution Caps

Member	Contribution Type	Contributions	Cap	Current Position
Glover, Karen	Concessional	18,986.31	27,500.00	8,513.69 Below Cap
	Non-Concessional	0.00	110,000.00	110,000.00 Below Cap

### Carry Forward Unused Concessional Contribution Cap

Member	2017	2018	2019	2020	2021	2022	Current Position
Glover, Karen							
Concessional Contribution Cap	N/A	N/A	25,000.00	25,000.00	25,000.00	27,500.00	
Concessional Contribution	N/A	N/A	11,365.93	11,047.04	13,892.70	18,986.31	
Unused Concessional Contribution	N/A	N/A	13,634.07	13,952.96	11,107.30	8,513.69	
Cumulative Carry Forward Unused	N/A	N/A	0.00	0.00	0.00	0.00	
Maximum Cap Available	N/A	N/A	25,000.00	25,000.00	25,000.00	27,500.00	8,513.69 Below Cap
Total Super Balance	N/A	N/A	0.00	609,580.44	1,316,037.68	674,424.82	

### NCC Bring Forward Caps

Member	Bring Forward Cap	2019	2020	2021	2022	Total	Current Position
Glover, Karen	N/A	0.00	0.00	0.00	0.00	N/A	Bring Forward Not Triggered

**Glover, Karen**

Date	Transaction Description	Ledger Data				SuperStream Data					
		Contribution Type	Concessional	Non-Concession	Other	Reserves	Contribution	Employer	Concessional	Non-Concess	Other
08/07/2021	TRANSFER FROM SMARTSALARY 0013651860009060 10	Employer	150.00								
08/07/2021	TRANSFER FROM QUICKSUPER QUICKSPR3001606 078	Employer	489.76								
22/07/2021	TRANSFER FROM SMARTSALARY 0013814720009060 10	Employer	150.00								
22/07/2021	TRANSFER FROM QUICKSUPER QUICKSPR3010925 516	Employer	489.76								
05/08/2021	TRANSFER FROM QUICKSUPER QUICKSPR3019879 322	Employer	489.76								
05/08/2021	TRANSFER FROM SMARTSALARY 0013970820009060 10	Employer	150.00								
19/08/2021	TRANSFER FROM QUICKSUPER QUICKSPR3029057 197	Employer	489.76								
19/08/2021	TRANSFER FROM SMARTSALARY 0014134840009060 10	Employer	150.00								
08/09/2021	TRANSFER FROM QUICKSUPER QUICKSPR3041618 947	Employer	354.99								
16/09/2021	TRANSFER FROM QUICKSUPER QUICKSPR3047130 030	Employer	575.11								
30/09/2021	TRANSFER FROM QUICKSUPER QUICKSPR3055760 361	Employer	583.22								
14/10/2021	TRANSFER FROM	Employer	516.73								

	QUICKSUPER QUICKSPR3064845 815		
28/10/2021	TRANSFER FROM QUICKSUPER QUICKSPR3073915 837	Employer	664.89
11/11/2021	TRANSFER FROM QUICKSUPER QUICKSPR3083237 251	Employer	200.00
11/11/2021	TRANSFER FROM QUICKSUPER QUICKSPR3083237 083	Employer	629.70
25/11/2021	TRANSFER FROM QUICKSUPER QUICKSPR3092669 603	Employer	200.00
25/11/2021	TRANSFER FROM QUICKSUPER QUICKSPR3092669 549	Employer	629.70
09/12/2021	TRANSFER FROM QUICKSUPER QUICKSPR3102223 443	Employer	629.70
09/12/2021	TRANSFER FROM QUICKSUPER QUICKSPR3102223 497	Employer	200.00
23/12/2021	TRANSFER FROM QUICKSUPER QUICKSPR3111692 034	Employer	629.70
23/12/2021	TRANSFER FROM QUICKSUPER QUICKSPR3111692 108	Employer	200.00
06/01/2022	TRANSFER FROM QUICKSUPER QUICKSPR3119006 809	Employer	200.00
06/01/2022	TRANSFER FROM QUICKSUPER QUICKSPR3119006 747	Employer	535.88
20/01/2022	TRANSFER FROM QUICKSUPER	Employer	200.00

0343

20/01/2022	TRANSFER FROM QUICKSUPER QUICKSPR3128260 092	Employer	402.29
03/02/2022	TRANSFER FROM QUICKSUPER QUICKSPR3137458 578	Employer	950.94
03/02/2022	TRANSFER FROM QUICKSUPER QUICKSPR3137458 719	Employer	200.00
17/02/2022	TRANSFER FROM QUICKSUPER QUICKSPR3147271 743	Employer	629.70
17/02/2022	TRANSFER FROM QUICKSUPER QUICKSPR3147271 814	Employer	200.00
03/03/2022	TRANSFER FROM QUICKSUPER QUICKSPR3157372 198	Employer	200.00
03/03/2022	TRANSFER FROM QUICKSUPER QUICKSPR3157372 138	Employer	662.35
17/03/2022	TRANSFER FROM QUICKSUPER QUICKSPR3167046 410	Employer	629.70
17/03/2022	TRANSFER FROM QUICKSUPER QUICKSPR3167046 473	Employer	200.00
31/03/2022	TRANSFER FROM QUICKSUPER QUICKSPR3176644 212	Employer	633.29
31/03/2022	TRANSFER FROM QUICKSUPER QUICKSPR3176644 278	Employer	200.00
14/04/2022	TRANSFER FROM QUICKSUPER QUICKSPR3186432 842	Employer	641.67

14/04/2022	TRANSFER FROM QUICKSUPER QUICKSPR3186432 887	Employer	200.00				
28/04/2022	TRANSFER FROM QUICKSUPER QUICKSPR3194972 567	Employer	641.66				
28/04/2022	TRANSFER FROM QUICKSUPER QUICKSPR3194972 721	Employer	200.00				
12/05/2022	TRANSFER FROM QUICKSUPER QUICKSPR3205328 615	Employer	200.00				
12/05/2022	TRANSFER FROM QUICKSUPER QUICKSPR3205328 565	Employer	641.66				
26/05/2022	TRANSFER FROM QUICKSUPER QUICKSPR3215251 654	Employer	641.66				
26/05/2022	TRANSFER FROM QUICKSUPER QUICKSPR3215251 711	Employer	200.00				
09/06/2022	TRANSFER FROM QUICKSUPER QUICKSPR3225454 175	Employer	200.00				
17/06/2022	TRANSFER FROM QUICKSUPER QUICKSPR3231536 319	Employer	200.00				
17/06/2022	TRANSFER FROM QUICKSUPER QUICKSPR3231536 080	Employer	802.73				
<b>Total - Glover, Karen</b>			<b>18,986.31</b>	<b>0.00</b>	<b>0.00</b>	<b>0.00</b>	<b>0.00</b>
						<b>0.00</b>	<b>0.00</b>
							<b>0.00</b>
<b>Total for All Members</b>			<b>18,986.31</b>	<b>0.00</b>	<b>0.00</b>	<b>0.00</b>	





# 24602 - Forex Gains/(Losses) - Unrealised

2022 Financial Year

**Preparer** Lousse Montiel

**Reviewer** Steven Lee

**Status** Completed

Account Code	Description	CY Balance	LY Balance	Change
24602	Forex Gains/(Losses) - Unrealised	\$6,959.05	\$15,827.51	(56.03)%
<b>TOTAL</b>		<b>CY Balance</b>	<b>LY Balance</b>	
		\$6,959.05	\$15,827.51	

## Supporting Documents

- General Ledger [Report](#)

## Standard Checklist

- Attach all supporting Documentation
- Has the Fund received any non-arm's length income? If so, it may be taxed at 47%

Karen Glover Super Fund

# General Ledger

As at 30 June 2022

Transaction Date	Description	Units	Debit	Credit	Balance \$
<b>Forex Gains/(Losses) - Unrealised (24602)</b>					
<u>Forex Gains/(Losses) - Unrealised (24602)</u>					
30/06/2022	Forex Loss		6,959.05		6,959.05 DR
			<b>6,959.05</b>		<b>6,959.05 DR</b>
<b>Total Debits:</b>	<b>6,959.05</b>				
<b>Total Credits:</b>	<b>0.00</b>				

# 24700 - Changes in Market Values of Investments

2022 Financial Year

Preparer Louise Montiel

Reviewer Steven Lee

Status Completed

Account Code	Description	CY Balance	LY Balance	Change
24700	Changes in Market Values of Investments	\$105,145.38	(\$73,750.11)	(242.57)%
<b>TOTAL</b>		<b>CY Balance</b>	<b>LY Balance</b>	
		\$105,145.38	(\$73,750.11)	

## Supporting Documents

- Net Capital Gains Reconciliation [Report](#)
- Realised Capital Gain Report [Report](#)
- Market Movement [Report](#)

## Standard Checklist

- Attach copies of Source Documentation (Contract Notes, Broker Statements, Chess Statements, Contracts of Sale, Managed Fund Statements etc)
- Attach copy of Market Movement report
- Attach copy of Net Capital Gains Reconciliation
- Attach copy of Realised Capital Gain Report
- Ensure all Asset Disposals have been entered
- Ensure all Market Values have been entered for June 30
- Ensure all Tax Deferred Distributions have been entered

# Karen Glover Super Fund

## Market Movement Report

As at 30 June 2022

Investment	Date	Description	Unrealised				Realised			Total
			Units	Accounting Cost Movement	Market Movement	Depreciation	Balance	Consideration	Accounting Cost Base	
AMD.NDQ5 - Advanced Micro Devices Inc.										
	20/09/2021	Purchase	153.00	21,467.92	0.00	0.00	21,467.92	0.00	0.00	0.00
	30/06/2022	Revaluation	0.00	0.00	(4,484.46)	0.00	16,983.46	0.00	0.00	0.00
	<b>30/06/2022</b>		<b>153.00</b>	<b>21,467.92</b>	<b>(4,484.46)</b>	<b>0.00</b>	<b>16,983.46</b>	<b>0.00</b>	<b>0.00</b>	<b>0.00</b>
AMGN.NDQ2 - AMGEN Inc.										
	01/07/2021	Opening Balance	0.00	0.00	0.00	0.00	0.00	0.00	0.00	0.00
	04/11/2021	Purchase	75.00	21,993.41	0.00	0.00	21,993.41	0.00	0.00	0.00
	24/02/2022	Disposal	(75.00)	(21,993.41)	0.00	0.00	0.00	22,797.74	21,993.41	804.33
	29/03/2022	Purchase	75.00	24,238.67	0.00	0.00	24,238.67	0.00	0.00	0.00
	30/06/2022	Revaluation	0.00	0.00	2,249.21	0.00	26,487.88	0.00	0.00	0.00
	<b>30/06/2022</b>		<b>75.00</b>	<b>24,238.67</b>	<b>2,249.21</b>	<b>0.00</b>	<b>26,487.88</b>	<b>22,797.74</b>	<b>21,993.41</b>	<b>804.33</b>
AMZN.NDQ7 - Amazon.com Inc.										
	01/07/2021	Opening Balance	0.00	0.00	0.00	0.00	0.00	0.00	0.00	0.00
	20/09/2021	Purchase	4.00	18,769.22	0.00	0.00	18,769.22	0.00	0.00	0.00
	07/10/2021	Disposal	(4.00)	(18,769.22)	0.00	0.00	0.00	18,073.77	18,769.22	(695.45)
	29/12/2021	Purchase	5.00	23,631.33	0.00	0.00	23,631.33	0.00	0.00	0.00
	13/01/2022	Disposal	(5.00)	(23,631.33)	0.00	0.00	0.00	22,651.27	23,631.33	(980.06)
	<b>30/06/2022</b>		<b>0.00</b>	<b>0.00</b>	<b>0.00</b>	<b>0.00</b>	<b>0.00</b>	<b>40,725.04</b>	<b>42,400.55</b>	<b>(1,675.51)</b>
ANZ.AX - Australia And New Zealand Banking Group Limited										
	01/07/2021	Opening Balance	440.00	0.00	0.00	0.00	12,386.00	0.00	0.00	0.00
	15/07/2021	Disposal	(440.00)	(12,417.56)	0.00	0.00	(31.56)	12,196.21	12,417.56	(221.35)
	15/07/2021	Writeback	0.00	0.00	31.56	0.00	0.00	0.00	0.00	0.00
	<b>30/06/2022</b>		<b>0.00</b>	<b>(12,417.56)</b>	<b>31.56</b>	<b>0.00</b>	<b>0.00</b>	<b>12,196.21</b>	<b>12,417.56</b>	<b>(221.35)</b>
BIIB.NDQ - Biogen Inc										
	01/07/2021	Opening Balance	65.00	0.00	0.00	0.00	29,938.21	0.00	0.00	0.00
	13/09/2021	Disposal	(65.00)	(21,965.12)	0.00	0.00	7,973.09	26,788.77	21,965.12	4,823.65
	13/09/2021	Writeback	0.00	0.00	(8,343.31)	0.00	(370.22)	0.00	0.00	0.00
	30/06/2022	Revaluation	0.00	0.00	370.22	0.00	0.00	0.00	0.00	0.00
	<b>30/06/2022</b>		<b>0.00</b>	<b>(21,965.12)</b>	<b>(7,973.09)</b>	<b>0.00</b>	<b>0.00</b>	<b>26,788.77</b>	<b>21,965.12</b>	<b>4,823.65</b>
BSL.AX - Bluescope Steel Limited										
	01/07/2021	Opening Balance	0.00	0.00	0.00	0.00	0.00	0.00	0.00	0.00
	29/12/2021	Purchase	825.00	17,383.99	0.00	0.00	17,383.99	0.00	0.00	0.00
	25/02/2022	Disposal	(825.00)	(17,383.99)	0.00	0.00	0.00	15,661.21	17,383.99	(1,722.78)

# Karen Glover Super Fund

## Market Movement Report

As at 30 June 2022

Investment	Date	Description	Unrealised				Realised			Total
			Units	Accounting Cost Movement	Market Movement	Depreciation	Balance	Consideration	Accounting Cost Base	
	<b>30/06/2022</b>		<b>0.00</b>	<b>0.00</b>	<b>0.00</b>	<b>0.00</b>	<b>0.00</b>	<b>15,661.21</b>	<b>17,383.99</b>	<b>(1,722.78)</b>
BSX.NYE2 - Boston Scientific Corp.										
	01/07/2021	Opening Balance	0.00	0.00	0.00	0.00	0.00	0.00	0.00	0.00
	03/11/2021	Purchase	349.00	20,246.01	0.00	0.00	20,246.01	0.00	0.00	0.00
	16/11/2021	Disposal	(349.00)	(20,246.01)	0.00	0.00	0.00	19,624.86	20,246.01	(621.15)
	<b>30/06/2022</b>		<b>0.00</b>	<b>0.00</b>	<b>0.00</b>	<b>0.00</b>	<b>0.00</b>	<b>19,624.86</b>	<b>20,246.01</b>	<b>(621.15)</b>
C.NYE1 - Citigroup Inc										
	01/07/2021	Opening Balance	0.00	0.00	0.00	0.00	0.00	0.00	0.00	0.00
	20/09/2021	Purchase	227.00	21,381.48	0.00	0.00	21,381.48	0.00	0.00	0.00
	09/03/2022	Disposal	(227.00)	(21,381.48)	0.00	0.00	0.00	17,750.40	21,381.48	(3,631.08)
	<b>30/06/2022</b>		<b>0.00</b>	<b>0.00</b>	<b>0.00</b>	<b>0.00</b>	<b>0.00</b>	<b>17,750.40</b>	<b>21,381.48</b>	<b>(3,631.08)</b>
COH.AX - Cochlear Limited										
	01/07/2021	Opening Balance	0.00	0.00	0.00	0.00	0.00	0.00	0.00	0.00
	05/11/2021	Purchase	70.00	16,334.07	0.00	0.00	16,334.07	0.00	0.00	0.00
	30/06/2022	Revaluation	0.00	0.00	(2,425.07)	0.00	13,909.00	0.00	0.00	0.00
	<b>30/06/2022</b>		<b>70.00</b>	<b>16,334.07</b>	<b>(2,425.07)</b>	<b>0.00</b>	<b>13,909.00</b>	<b>0.00</b>	<b>0.00</b>	<b>0.00</b>
CSR.AX - CSR Limited										
	01/07/2021	Opening Balance	2,648.00	0.00	0.00	0.00	15,252.48	0.00	0.00	0.00
	30/06/2022	Revaluation	0.00	0.00	(4,501.60)	0.00	10,750.88	0.00	0.00	0.00
	<b>30/06/2022</b>		<b>2,648.00</b>	<b>0.00</b>	<b>(4,501.60)</b>	<b>0.00</b>	<b>10,750.88</b>	<b>0.00</b>	<b>0.00</b>	<b>0.00</b>
DIS.NYE9 - Walt Disney Co (The)										
	05/08/2021	Purchase	93.00	21,720.23	0.00	0.00	21,720.23	0.00	0.00	0.00
	02/11/2021	Disposal	(93.00)	(21,720.23)	0.00	0.00	0.00	21,077.78	21,720.23	(642.45)
	<b>30/06/2022</b>		<b>0.00</b>	<b>0.00</b>	<b>0.00</b>	<b>0.00</b>	<b>0.00</b>	<b>21,077.78</b>	<b>21,720.23</b>	<b>(642.45)</b>
EDV.AX - Endeavour Group Limited										
	01/07/2021	Opening Balance	295.00	0.00	0.00	0.00	1,855.55	0.00	0.00	0.00
	28/07/2021	Disposal	(295.00)	(1,700.84)	0.00	0.00	154.71	1,933.41	1,700.84	232.57
	28/07/2021	Writeback	0.00	0.00	(356.62)	0.00	(201.91)	0.00	0.00	0.00
	30/06/2022	Revaluation	0.00	0.00	201.91	0.00	0.00	0.00	0.00	0.00
	<b>30/06/2022</b>		<b>0.00</b>	<b>(1,700.84)</b>	<b>(154.71)</b>	<b>0.00</b>	<b>0.00</b>	<b>1,933.41</b>	<b>1,700.84</b>	<b>232.57</b>

# Karen Glover Super Fund

## Market Movement Report

As at 30 June 2022

Investment	Date	Description	Unrealised				Realised			Total
			Units	Accounting Cost Movement	Market Movement	Depreciation	Balance	Consideration	Accounting Cost Base	
FDX.NYE - Fedex Corp										
	01/07/2021	Opening Balance	83.00	0.00	0.00	0.00	32,936.14	0.00	0.00	0.00
	04/08/2021	Disposal	(83.00)	(29,047.30)	0.00	0.00	3,888.84	31,320.86	29,047.30	2,273.56
	04/08/2021	Writeback	0.00	0.00	(4,130.51)	0.00	(241.67)	0.00	0.00	0.00
	18/11/2021	Purchase	68.00	23,193.11	0.00	0.00	22,951.44	0.00	0.00	0.00
	24/02/2022	Disposal	(68.00)	(23,193.11)	0.00	0.00	(241.67)	19,661.60	23,193.11	(3,531.51)
	30/06/2022	Revaluation	0.00	0.00	241.67	0.00	0.00	0.00	0.00	0.00
	<b>30/06/2022</b>		<b>0.00</b>	<b>(29,047.30)</b>	<b>(3,888.84)</b>	<b>0.00</b>	<b>0.00</b>	<b>50,982.46</b>	<b>52,240.41</b>	<b>(1,257.95)</b>
FMG.AX - Fortescue Metals Group Ltd										
	01/07/2021	Opening Balance	540.00	0.00	0.00	0.00	12,603.60	0.00	0.00	0.00
	05/08/2021	Disposal	(540.00)	(11,954.00)	0.00	0.00	649.60	12,950.02	11,954.00	996.02
	05/08/2021	Writeback	0.00	0.00	(649.60)	0.00	0.00	0.00	0.00	0.00
	<b>30/06/2022</b>		<b>0.00</b>	<b>(11,954.00)</b>	<b>(649.60)</b>	<b>0.00</b>	<b>0.00</b>	<b>12,950.02</b>	<b>11,954.00</b>	<b>996.02</b>
FPH.AX - Fisher & Paykel Healthcare Corporation Limited										
	01/07/2021	Opening Balance	440.00	0.00	0.00	0.00	12,724.80	0.00	0.00	0.00
	07/10/2021	Disposal	(440.00)	(12,791.74)	0.00	0.00	(66.94)	12,690.02	12,791.74	(101.72)
	07/10/2021	Writeback	0.00	0.00	66.94	0.00	0.00	0.00	0.00	0.00
	<b>30/06/2022</b>		<b>0.00</b>	<b>(12,791.74)</b>	<b>66.94</b>	<b>0.00</b>	<b>0.00</b>	<b>12,690.02</b>	<b>12,791.74</b>	<b>(101.72)</b>
HAE.NYE2 - Haemonetics Corp.										
	01/07/2021	Opening Balance	279.00	0.00	0.00	0.00	24,730.73	0.00	0.00	0.00
	27/07/2021	Disposal	(279.00)	(21,679.58)	0.00	0.00	3,051.15	22,063.73	21,679.58	384.15
	27/07/2021	Writeback	0.00	0.00	(3,573.21)	0.00	(522.06)	0.00	0.00	0.00
	30/06/2022	Revaluation	0.00	0.00	522.06	0.00	0.00	0.00	0.00	0.00
	<b>30/06/2022</b>		<b>0.00</b>	<b>(21,679.58)</b>	<b>(3,051.15)</b>	<b>0.00</b>	<b>0.00</b>	<b>22,063.73</b>	<b>21,679.58</b>	<b>384.15</b>
HFC.NYE - HF Sinclair Corporation										
	03/11/2021	Purchase	520.00	23,210.52	0.00	0.00	23,210.52	0.00	0.00	0.00
	22/11/2021	Disposal	(520.00)	(23,210.52)	0.00	0.00	0.00	22,192.55	23,210.52	(1,017.97)
	<b>30/06/2022</b>		<b>0.00</b>	<b>0.00</b>	<b>0.00</b>	<b>0.00</b>	<b>0.00</b>	<b>22,192.55</b>	<b>23,210.52</b>	<b>(1,017.97)</b>
IJH.AX - Ishares S&p Mid-cap Etf										
	01/07/2021	Opening Balance	383.00	0.00	0.00	0.00	137,431.89	0.00	0.00	0.00
	09/03/2022	Disposal	(383.00)	(99,618.35)	0.00	0.00	37,813.54	132,787.88	99,618.35	33,169.53
	09/03/2022	Writeback	0.00	0.00	(37,813.54)	0.00	0.00	0.00	0.00	0.00
	23/03/2022	Purchase	300.00	108,602.45	0.00	0.00	108,602.45	0.00	0.00	0.00
	30/06/2022	Revaluation	0.00	0.00	(9,575.45)	0.00	99,027.00	0.00	0.00	0.00

# Karen Glover Super Fund

## Market Movement Report

As at 30 June 2022

Investment	Date	Description	Unrealised				Realised			Total
			Units	Accounting Cost Movement	Market Movement	Depreciation	Balance	Consideration	Accounting Cost Base	
	<b>30/06/2022</b>		<b>300.00</b>	<b>8,984.10</b>	<b>(47,388.99)</b>	<b>0.00</b>	<b>99,027.00</b>	<b>132,787.88</b>	<b>99,618.35</b>	<b>33,169.53</b>
INTC.NDQ2 - Intel Corp.										
	01/07/2021	Opening Balance	0.00	0.00	0.00	0.00	0.00	0.00	0.00	0.00
	05/08/2021	Purchase	299.00	21,808.49	0.00	0.00	21,808.49	0.00	0.00	0.00
	25/10/2021	Disposal	(299.00)	(21,808.49)	0.00	0.00	0.00	19,905.96	21,808.49	(1,902.53)
	24/11/2021	Purchase	351.00	23,752.70	0.00	0.00	23,752.70	0.00	0.00	0.00
	24/02/2022	Disposal	(351.00)	(23,752.70)	0.00	0.00	0.00	21,374.74	23,752.70	(2,377.96)
	<b>30/06/2022</b>		<b>0.00</b>	<b>0.00</b>	<b>0.00</b>	<b>0.00</b>	<b>0.00</b>	<b>41,280.70</b>	<b>45,561.19</b>	<b>(4,280.49)</b>
JBH.AX - Jb Hi-fi Limited										
	01/07/2021	Opening Balance	0.00	0.00	0.00	0.00	0.00	0.00	0.00	0.00
	06/08/2021	Purchase	260.00	12,718.59	0.00	0.00	12,718.59	0.00	0.00	0.00
	27/08/2021	Disposal	(260.00)	(12,718.59)	0.00	0.00	0.00	11,861.17	12,718.59	(857.42)
	<b>30/06/2022</b>		<b>0.00</b>	<b>0.00</b>	<b>0.00</b>	<b>0.00</b>	<b>0.00</b>	<b>11,861.17</b>	<b>12,718.59</b>	<b>(857.42)</b>
JHX.AX - James Hardie Industries Plc										
	04/11/2021	Purchase	253.00	13,668.49	0.00	0.00	13,668.49	0.00	0.00	0.00
	25/02/2022	Disposal	(253.00)	(13,668.49)	0.00	0.00	0.00	11,294.10	13,668.49	(2,374.39)
	<b>30/06/2022</b>		<b>0.00</b>	<b>0.00</b>	<b>0.00</b>	<b>0.00</b>	<b>0.00</b>	<b>11,294.10</b>	<b>13,668.49</b>	<b>(2,374.39)</b>
MS.NYE2 - Morgan Stanley										
	01/07/2021	Opening Balance	220.00	0.00	0.00	0.00	26,831.33	0.00	0.00	0.00
	22/09/2021	Disposal	(220.00)	(26,407.94)	0.00	0.00	423.39	30,271.86	26,407.94	3,863.92
	22/09/2021	Writeback	0.00	0.00	(645.92)	0.00	(222.53)	0.00	0.00	0.00
	30/06/2022	Revaluation	0.00	0.00	222.53	0.00	0.00	0.00	0.00	0.00
	<b>30/06/2022</b>		<b>0.00</b>	<b>(26,407.94)</b>	<b>(423.39)</b>	<b>0.00</b>	<b>0.00</b>	<b>30,271.86</b>	<b>26,407.94</b>	<b>3,863.92</b>
NCM.AX - Newcrest Mining Limited										
	01/07/2021	Opening Balance	0.00	0.00	0.00	0.00	0.00	0.00	0.00	0.00
	04/11/2021	Purchase	589.00	14,216.05	0.00	0.00	14,216.05	0.00	0.00	0.00
	14/12/2021	Disposal	(589.00)	(14,216.05)	0.00	0.00	0.00	13,632.24	14,216.05	(583.81)
	<b>30/06/2022</b>		<b>0.00</b>	<b>0.00</b>	<b>0.00</b>	<b>0.00</b>	<b>0.00</b>	<b>13,632.24</b>	<b>14,216.05</b>	<b>(583.81)</b>



# Karen Glover Super Fund

## Market Movement Report

As at 30 June 2022

Investment	Date	Description	Unrealised				Realised			Total
			Units	Accounting Cost Movement	Market Movement	Depreciation	Balance	Consideration	Accounting Cost Base	
NFLX.NDQ4 - Netflix Inc										
	01/07/2021	Opening Balance	0.00	0.00	0.00	0.00	0.00	0.00	0.00	0.00
	17/11/2021	Purchase	25.00	23,693.88	0.00	0.00	23,693.88	0.00	0.00	0.00
	09/03/2022	Disposal	(25.00)	(23,693.88)	0.00	0.00	0.00	12,242.76	23,693.88	(11,451.12)
	<b>30/06/2022</b>		<b>0.00</b>	<b>0.00</b>	<b>0.00</b>	<b>0.00</b>	<b>0.00</b>	<b>12,242.76</b>	<b>23,693.88</b>	<b>(11,451.12)</b>
ORG.AXW - Origin Energy Limited										
	01/07/2021	Opening Balance	0.00	0.00	0.00	0.00	0.00	0.00	0.00	0.00
	20/09/2021	Purchase	3,000.00	13,358.81	0.00	0.00	13,358.81	0.00	0.00	0.00
	03/11/2021	Disposal	(3,000.00)	(13,358.81)	0.00	0.00	0.00	14,930.14	13,358.81	1,571.33
	<b>30/06/2022</b>		<b>0.00</b>	<b>0.00</b>	<b>0.00</b>	<b>0.00</b>	<b>0.00</b>	<b>14,930.14</b>	<b>13,358.81</b>	<b>1,571.33</b>
QAN.AX - Qantas Airways Limited										
	01/07/2021	Opening Balance	3,000.00	0.00	0.00	0.00	13,980.00	0.00	0.00	0.00
	23/08/2021	Disposal	(3,000.00)	(14,005.78)	0.00	0.00	(25.78)	12,741.58	14,005.78	(1,264.20)
	23/08/2021	Writeback	0.00	0.00	25.78	0.00	0.00	0.00	0.00	0.00
	<b>30/06/2022</b>		<b>0.00</b>	<b>(14,005.78)</b>	<b>25.78</b>	<b>0.00</b>	<b>0.00</b>	<b>12,741.58</b>	<b>14,005.78</b>	<b>(1,264.20)</b>
QCOM.NDQ10 - Qualcomm, Inc.										
	01/07/2021	Opening Balance	124.00	0.00	0.00	0.00	23,574.52	0.00	0.00	0.00
	20/09/2021	Disposal	(124.00)	(21,651.97)	0.00	0.00	1,922.55	22,531.57	21,651.97	879.60
	20/09/2021	Writeback	0.00	0.00	(1,679.85)	0.00	242.70	0.00	0.00	0.00
	30/06/2022	Revaluation	0.00	0.00	(242.70)	0.00	0.00	0.00	0.00	0.00
	<b>30/06/2022</b>		<b>0.00</b>	<b>(21,651.97)</b>	<b>(1,922.55)</b>	<b>0.00</b>	<b>0.00</b>	<b>22,531.57</b>	<b>21,651.97</b>	<b>879.60</b>
QQQ.NDQ2 - Invesco Capital Management LLC - Invesco QQQ Trust Series 1										
	01/07/2021	Opening Balance	400.00	0.00	0.00	0.00	188,576.76	0.00	0.00	0.00
	21/09/2021	Disposal	(400.00)	(173,097.02)	0.00	0.00	15,479.74	202,341.32	173,097.02	29,244.30
	21/09/2021	Writeback	0.00	0.00	(16,436.58)	0.00	(956.84)	0.00	0.00	0.00
	19/10/2021	Purchase	400.00	200,722.71	0.00	0.00	199,765.87	0.00	0.00	0.00
	30/06/2022	Revaluation	0.00	0.00	(37,025.27)	0.00	162,740.60	0.00	0.00	0.00
	<b>30/06/2022</b>		<b>400.00</b>	<b>27,625.69</b>	<b>(53,461.85)</b>	<b>0.00</b>	<b>162,740.60</b>	<b>202,341.32</b>	<b>173,097.02</b>	<b>29,244.30</b>
REA.AX - REA Group Ltd										
	01/07/2021	Opening Balance	0.00	0.00	0.00	0.00	0.00	0.00	0.00	0.00
	15/09/2021	Purchase	90.00	14,025.85	0.00	0.00	14,025.85	0.00	0.00	0.00
	25/02/2022	Disposal	(90.00)	(14,025.85)	0.00	0.00	0.00	12,138.41	14,025.85	(1,887.44)
	<b>30/06/2022</b>		<b>0.00</b>	<b>0.00</b>	<b>0.00</b>	<b>0.00</b>	<b>0.00</b>	<b>12,138.41</b>	<b>14,025.85</b>	<b>(1,887.44)</b>

# Karen Glover Super Fund

## Market Movement Report

As at 30 June 2022

Investment	Date	Description	Unrealised				Realised			Total
			Units	Accounting Cost Movement	Market Movement	Depreciation	Balance	Consideration	Accounting Cost Base	
RHC.AX - Ramsay Health Care Limited										
	01/07/2021	Opening Balance	200.00	0.00	0.00	0.00	12,590.00	0.00	0.00	0.00
	25/02/2022	Disposal	(200.00)	(12,809.86)	0.00	0.00	(219.86)	13,290.30	12,809.86	480.44
	25/02/2022	Writeback	0.00	0.00	219.86	0.00	0.00	0.00	0.00	0.00
	<b>30/06/2022</b>		<b>0.00</b>	<b>(12,809.86)</b>	<b>219.86</b>	<b>0.00</b>	<b>0.00</b>	<b>13,290.30</b>	<b>12,809.86</b>	<b>480.44</b>
SBUX.NDQ1 - Starbucks Corp.										
	01/07/2021	Opening Balance	157.00	0.00	0.00	0.00	23,349.53	0.00	0.00	0.00
	20/08/2021	Disposal	(157.00)	(22,428.63)	0.00	0.00	920.90	25,114.34	22,428.63	2,685.71
	20/08/2021	Writeback	0.00	0.00	(1,365.80)	0.00	(444.90)	0.00	0.00	0.00
	30/06/2022	Revaluation	0.00	0.00	444.90	0.00	0.00	0.00	0.00	0.00
	<b>30/06/2022</b>		<b>0.00</b>	<b>(22,428.63)</b>	<b>(920.90)</b>	<b>0.00</b>	<b>0.00</b>	<b>25,114.34</b>	<b>22,428.63</b>	<b>2,685.71</b>
SEK.AX - Seek Limited										
	01/07/2021	Opening Balance	400.00	0.00	0.00	0.00	13,256.00	0.00	0.00	0.00
	29/07/2021	Disposal	(400.00)	(12,769.82)	0.00	0.00	486.18	11,671.00	12,769.82	(1,098.82)
	29/07/2021	Writeback	0.00	0.00	(486.18)	0.00	0.00	0.00	0.00	0.00
	15/09/2021	Purchase	420.00	13,154.68	0.00	0.00	13,154.68	0.00	0.00	0.00
	21/09/2021	Disposal	(420.00)	(13,154.68)	0.00	0.00	0.00	11,966.30	13,154.68	(1,188.38)
	<b>30/06/2022</b>		<b>0.00</b>	<b>(12,769.82)</b>	<b>(486.18)</b>	<b>0.00</b>	<b>0.00</b>	<b>23,637.30</b>	<b>25,924.50</b>	<b>(2,287.20)</b>
TCL.AX - Transurban Group										
	01/07/2021	Opening Balance	0.00	0.00	0.00	0.00	0.00	0.00	0.00	0.00
	15/09/2021	Purchase	950.00	13,118.66	0.00	0.00	13,118.66	0.00	0.00	0.00
	30/06/2022	Revaluation	0.00	0.00	541.34	0.00	13,660.00	0.00	0.00	0.00
	<b>30/06/2022</b>		<b>950.00</b>	<b>13,118.66</b>	<b>541.34</b>	<b>0.00</b>	<b>13,660.00</b>	<b>0.00</b>	<b>0.00</b>	<b>0.00</b>
TCLR.AX - Transurban Group										
	28/09/2021	Renounceable Rights Issue	105.00	0.00	0.00	0.00	0.00			
	25/10/2021	Renounceable Rights Issue	(105.00)	0.00	0.00	0.00	0.00	31.50	0.00	31.50
	<b>30/06/2022</b>		<b>0.00</b>	<b>0.00</b>	<b>0.00</b>	<b>0.00</b>	<b>0.00</b>	<b>31.50</b>	<b>0.00</b>	<b>31.50</b>
TSN.NYE2 - Tyson Foods, Inc. - Ordinary Shares - Class A										
	01/07/2021	Opening Balance	0.00	0.00	0.00	0.00	0.00	0.00	0.00	0.00
	20/09/2021	Purchase	210.00	21,779.42	0.00	0.00	21,779.42	0.00	0.00	0.00
	15/03/2022	Disposal	(210.00)	(21,779.42)	0.00	0.00	0.00	24,889.17	21,779.42	3,109.75
	<b>30/06/2022</b>		<b>0.00</b>	<b>0.00</b>	<b>0.00</b>	<b>0.00</b>	<b>0.00</b>	<b>24,889.17</b>	<b>21,779.42</b>	<b>3,109.75</b>

# Karen Glover Super Fund

## Market Movement Report

As at 30 June 2022

Investment	Date	Description	Unrealised				Realised			Total
			Units	Accounting Cost Movement	Market Movement	Depreciation	Balance	Consideration	Accounting Cost Base	
UAL.NDQ - United Airlines Holdings Inc										
	01/07/2021	Opening Balance	297.00	0.00	0.00	0.00	20,657.27	0.00	0.00	0.00
	07/07/2021	Disposal	(297.00)	(21,663.90)	0.00	0.00	(1,006.63)	20,171.00	21,663.90	(1,492.90)
	07/07/2021	Writeback	0.00	0.00	596.47	0.00	(410.16)	0.00	0.00	0.00
	24/11/2021	Purchase	365.00	23,433.68	0.00	0.00	23,023.52	0.00	0.00	0.00
	29/11/2021	Disposal	(365.00)	(23,433.68)	0.00	0.00	(410.16)	22,072.87	23,433.68	(1,360.81)
	30/06/2022	Revaluation	0.00	0.00	410.16	0.00	0.00	0.00	0.00	0.00
	<b>30/06/2022</b>		<b>0.00</b>	<b>(21,663.90)</b>	<b>1,006.63</b>	<b>0.00</b>	<b>0.00</b>	<b>42,243.87</b>	<b>45,097.58</b>	<b>(2,853.71)</b>
VAS.AX - Vanguard Australian Shares Index Etf										
	01/03/2022	Purchase	660.00	60,482.77	0.00	0.00	60,482.77	0.00	0.00	0.00
	10/03/2022	Purchase	400.00	37,016.55	0.00	0.00	97,499.32	0.00	0.00	0.00
	30/06/2022	Revaluation	0.00	0.00	(8,724.32)	0.00	88,775.00	0.00	0.00	0.00
	<b>30/06/2022</b>		<b>1,060.00</b>	<b>97,499.32</b>	<b>(8,724.32)</b>	<b>0.00</b>	<b>88,775.00</b>	<b>0.00</b>	<b>0.00</b>	<b>0.00</b>
VLO.NYE1 - Valero Energy Corp.										
	01/07/2021	Opening Balance	250.00	0.00	0.00	0.00	25,964.35	0.00	0.00	0.00
	09/07/2021	Disposal	(250.00)	(25,601.24)	0.00	0.00	363.11	23,983.33	25,601.24	(1,617.91)
	09/07/2021	Writeback	0.00	0.00	(394.36)	0.00	(31.25)	0.00	0.00	0.00
	30/06/2022	Revaluation	0.00	0.00	31.25	0.00	0.00	0.00	0.00	0.00
	<b>30/06/2022</b>		<b>0.00</b>	<b>(25,601.24)</b>	<b>(363.11)</b>	<b>0.00</b>	<b>0.00</b>	<b>23,983.33</b>	<b>25,601.24</b>	<b>(1,617.91)</b>
VTS.AX2 - Vanguard Us Total Market Shares Index Etf										
	24/03/2022	Purchase	300.00	90,397.48	0.00	0.00	90,397.48	0.00	0.00	0.00
	30/06/2022	Revaluation	0.00	0.00	(8,341.48)	0.00	82,056.00	0.00	0.00	0.00
	<b>30/06/2022</b>		<b>300.00</b>	<b>90,397.48</b>	<b>(8,341.48)</b>	<b>0.00</b>	<b>82,056.00</b>	<b>0.00</b>	<b>0.00</b>	<b>0.00</b>
WES.AX - Wesfarmers Limited										
	01/07/2021	Opening Balance	0.00	0.00	0.00	0.00	0.00	0.00	0.00	0.00
	04/11/2021	Purchase	245.00	14,422.87	0.00	0.00	14,422.87	0.00	0.00	0.00
	02/12/2021	Return Of Capital	0.00	(490.00)	0.00	0.00	13,932.87			
	25/02/2022	Disposal	(245.00)	(14,422.87)	0.00	0.00	(490.00)	11,881.84	14,422.87	(2,541.03)
	30/06/2022	Revaluation	0.00	0.00	490.00	0.00	0.00	0.00	0.00	0.00
	<b>30/06/2022</b>		<b>0.00</b>	<b>(490.00)</b>	<b>490.00</b>	<b>0.00</b>	<b>0.00</b>	<b>11,881.84</b>	<b>14,422.87</b>	<b>(2,541.03)</b>
WOW.AX - Woolworths Group Limited										
	01/07/2021	Opening Balance	295.00	0.00	0.00	0.00	11,248.35	0.00	0.00	0.00
	29/09/2021	Disposal	(295.00)	(10,285.38)	0.00	0.00	962.97	11,246.82	10,285.38	961.44
	29/09/2021	Writeback	0.00	0.00	(2,480.91)	0.00	(1,517.94)	0.00	0.00	0.00

Karen Glover Super Fund  
**Market Movement Report**

As at 30 June 2022

Investment	Date	Description	Unrealised				Realised			Total
			Units	Accounting Cost Movement	Market Movement	Depreciation	Balance	Consideration	Accounting Cost Base	
	30/06/2022	Revaluation	0.00	0.00	1,517.94	0.00	0.00	0.00	0.00	0.00
	<b>30/06/2022</b>		<b>0.00</b>	<b>(10,285.38)</b>	<b>(962.97)</b>	<b>0.00</b>	<b>0.00</b>	<b>11,246.82</b>	<b>10,285.38</b>	<b>961.44</b>
<b>Total Market Movement</b>					<b>(145,492.94)</b>				<b>40,347.56</b>	<b>(105,145.38)</b>

Karen Glover Super Fund

# Capital Gains Reconciliation Report

For The Period 01 July 2021 - 30 June 2022

	Total	Discounted	Indexed	Other	Notional
<b>Losses available to offset</b>					
Carried forward from prior losses	3,146.56				
Carried forward from prior losses - Collectables	0.00				
Current year capital losses	45,164.24				
Current year capital losses - Collectables	0.00				
<b>Total Losses Available</b>	<b>48,310.80</b>				
<b>Total Losses Available - Collectables</b>	<b>0.00</b>				
<b>Capital Gains</b>					
Capital gains from disposal of assets	85,511.80	33,169.53	0.00	52,342.27	0.00
Capital gains from disposal of assets - Collectables	0.00	0.00	0.00	0.00	0.00
Capital gains from trust distributions	0.00	0.00	0.00	0.00	0.00
<b>Capital Gains Before Losses applied</b>	<b>85,511.80</b>	<b>33,169.53</b>	<b>0.00</b>	<b>52,342.27</b>	<b>0.00</b>
<b>Losses and discount applied</b>					
Losses applied	48,310.80	0.00	0.00	48,310.80	0.00
Losses applied - Collectables	0.00	0.00	0.00	0.00	0.00
Capital gains after losses applied	37,201.00	33,169.53	0.00	4,031.47	0.00
Capital gains after losses applied - Collectables	0.00	0.00	0.00	0.00	0.00
CGT Discount applied	11,056.51				
CGT Discount applied - Collectables	0.00				

Karen Glover Super Fund

# Capital Gains Reconciliation Report

For The Period 01 July 2021 - 30 June 2022

---

	Total	Discounted	Indexed	Other	Notional
<b>Net Capital Gain</b>					
Net capital gain	26,144.49				
Net capital gain - Collectables	0.00				
<b>Total Net Capital Gain (11A)</b>	<b>26,144.49</b>				
<b>Net Capital Losses Carried Forward to later income</b>					
Net Capital Losses Carried Forward to later income years	0.00				
Net Capital Losses Carried Forward to later income years - Collectables	0.00				
<b>Total Net Capital Losses Carried Forward to later income years (14V)</b>	<b>0.00</b>				

Note

Refer to Realised Gains Report for details of Disposals at a Security level

Refer to Distribution Reconciliation Report for Trust Distribution details at a Security level

## Karen Glover Super Fund

# Realised Capital Gains Report

For The Period 01 July 2021 - 30 June 2022

Investment		Accounting Treatment				Tax Treatment						
Purchase Contract Date	Disposal Contract Date	Units	Cost	Proceeds	Accounting Profit/(Loss)	Adjusted Cost Base	Reduced Cost Base	Indexed Cost Base	Indexed Gains	Discounted Gains (Gross)	Other Gains	Capital Loss
<b>Shares in Listed Companies (Australian)</b>												
ANZ.AX - Australia And New Zealand Banking Group Limited												
15/06/2021	15/07/2021	440.00	12,417.56	12,196.21	(221.35)	12,417.56	12,417.56	0.00	0.00	0.00	0.00	(221.35)
		<b>440.00</b>	<b>12,417.56</b>	<b>12,196.21</b>	<b>(221.35)</b>	<b>12,417.56</b>	<b>12,417.56</b>	<b>0.00</b>	<b>0.00</b>	<b>0.00</b>	<b>0.00</b>	<b>(221.35)</b>
BSL.AX - Bluescope Steel Limited												
29/12/2021	25/02/2022	825.00	17,383.99	15,661.21	(1,722.78)	17,383.99	17,383.99	0.00	0.00	0.00	0.00	(1,722.78)
		<b>825.00</b>	<b>17,383.99</b>	<b>15,661.21</b>	<b>(1,722.78)</b>	<b>17,383.99</b>	<b>17,383.99</b>	<b>0.00</b>	<b>0.00</b>	<b>0.00</b>	<b>0.00</b>	<b>(1,722.78)</b>
EDV.AX - Endeavour Group Limited												
11/01/2021	28/07/2021	295.00	1,700.84	1,933.41	232.57	1,700.84	1,700.84	0.00	0.00	0.00	232.57	0.00
		<b>295.00</b>	<b>1,700.84</b>	<b>1,933.41</b>	<b>232.57</b>	<b>1,700.84</b>	<b>1,700.84</b>	<b>0.00</b>	<b>0.00</b>	<b>0.00</b>	<b>232.57</b>	<b>0.00</b>
FMG.AX - Fortescue Metals Group Ltd												
21/06/2021	05/08/2021	540.00	11,954.00	12,950.02	996.02	11,954.00	11,954.00	0.00	0.00	0.00	996.02	0.00
		<b>540.00</b>	<b>11,954.00</b>	<b>12,950.02</b>	<b>996.02</b>	<b>11,954.00</b>	<b>11,954.00</b>	<b>0.00</b>	<b>0.00</b>	<b>0.00</b>	<b>996.02</b>	<b>0.00</b>
FPH.AX - Fisher & Paykel Healthcare Corporation Limited												
30/06/2021	07/10/2021	440.00	12,791.74	12,690.02	(101.72)	12,791.74	12,791.74	0.00	0.00	0.00	0.00	(101.72)
		<b>440.00</b>	<b>12,791.74</b>	<b>12,690.02</b>	<b>(101.72)</b>	<b>12,791.74</b>	<b>12,791.74</b>	<b>0.00</b>	<b>0.00</b>	<b>0.00</b>	<b>0.00</b>	<b>(101.72)</b>
IJH.AX - Ishares S&p Mid-cap Etf												
30/09/2020	09/03/2022	383.00	99,618.35	132,787.88	33,169.53	99,618.35	99,618.35	0.00	0.00	33,169.53	0.00	0.00
		<b>383.00</b>	<b>99,618.35</b>	<b>132,787.88</b>	<b>33,169.53</b>	<b>99,618.35</b>	<b>99,618.35</b>	<b>0.00</b>	<b>0.00</b>	<b>33,169.53</b>	<b>0.00</b>	<b>0.00</b>
JBH.AX - Jb Hi-fi Limited												
06/08/2021	27/08/2021	260.00	12,718.59	11,861.17	(857.42)	12,718.59	12,718.59	0.00	0.00	0.00	0.00	(857.42)

Karen Glover Super Fund

# Realised Capital Gains Report

For The Period 01 July 2021 - 30 June 2022

Investment		Accounting Treatment				Tax Treatment						
Purchase Contract Date	Disposal Contract Date	Units	Cost	Proceeds	Accounting Profit/(Loss)	Adjusted Cost Base	Reduced Cost Base	Indexed Cost Base	Indexed Gains	Discounted Gains (Gross)	Other Gains	Capital Loss
<b>Shares in Listed Companies (Australian)</b>												
		<b>260.00</b>	<b>12,718.59</b>	<b>11,861.17</b>	<b>(857.42)</b>	<b>12,718.59</b>	<b>12,718.59</b>	<b>0.00</b>	<b>0.00</b>	<b>0.00</b>	<b>0.00</b>	<b>(857.42)</b>
JHX.AX - James Hardie Industries Plc												
04/11/2021	25/02/2022	253.00	13,668.49	11,294.10	(2,374.39)	13,668.49	13,668.49	0.00	0.00	0.00	0.00	(2,374.39)
		<b>253.00</b>	<b>13,668.49</b>	<b>11,294.10</b>	<b>(2,374.39)</b>	<b>13,668.49</b>	<b>13,668.49</b>	<b>0.00</b>	<b>0.00</b>	<b>0.00</b>	<b>0.00</b>	<b>(2,374.39)</b>
NCM.AX - Newcrest Mining Limited												
04/11/2021	14/12/2021	589.00	14,216.05	13,632.24	(583.81)	14,216.05	14,216.05	0.00	0.00	0.00	0.00	(583.81)
		<b>589.00</b>	<b>14,216.05</b>	<b>13,632.24</b>	<b>(583.81)</b>	<b>14,216.05</b>	<b>14,216.05</b>	<b>0.00</b>	<b>0.00</b>	<b>0.00</b>	<b>0.00</b>	<b>(583.81)</b>
ORG.AXW - Origin Energy Limited												
20/09/2021	03/11/2021	3,000.00	13,358.81	14,930.14	1,571.33	13,358.81	13,358.81	0.00	0.00	0.00	1,571.33	0.00
		<b>3,000.00</b>	<b>13,358.81</b>	<b>14,930.14</b>	<b>1,571.33</b>	<b>13,358.81</b>	<b>13,358.81</b>	<b>0.00</b>	<b>0.00</b>	<b>0.00</b>	<b>1,571.33</b>	<b>0.00</b>
QAN.AX - Qantas Airways Limited												
30/06/2021	23/08/2021	3,000.00	14,005.78	12,741.58	(1,264.20)	14,005.78	14,005.78	0.00	0.00	0.00	0.00	(1,264.20)
		<b>3,000.00</b>	<b>14,005.78</b>	<b>12,741.58</b>	<b>(1,264.20)</b>	<b>14,005.78</b>	<b>14,005.78</b>	<b>0.00</b>	<b>0.00</b>	<b>0.00</b>	<b>0.00</b>	<b>(1,264.20)</b>
REA.AX - REA Group Ltd												
15/09/2021	25/02/2022	90.00	14,025.85	12,138.41	(1,887.44)	14,025.85	14,025.85	0.00	0.00	0.00	0.00	(1,887.44)
		<b>90.00</b>	<b>14,025.85</b>	<b>12,138.41</b>	<b>(1,887.44)</b>	<b>14,025.85</b>	<b>14,025.85</b>	<b>0.00</b>	<b>0.00</b>	<b>0.00</b>	<b>0.00</b>	<b>(1,887.44)</b>
RHC.AX - Ramsay Health Care Limited												
21/06/2021	25/02/2022	200.00	12,809.86	13,290.30	480.44	12,809.86	12,809.86	0.00	0.00	0.00	480.44	0.00
		<b>200.00</b>	<b>12,809.86</b>	<b>13,290.30</b>	<b>480.44</b>	<b>12,809.86</b>	<b>12,809.86</b>	<b>0.00</b>	<b>0.00</b>	<b>0.00</b>	<b>480.44</b>	<b>0.00</b>
SEK.AX - Seek Limited												



Karen Glover Super Fund

# Realised Capital Gains Report

For The Period 01 July 2021 - 30 June 2022

Investment		Accounting Treatment				Tax Treatment						
Purchase Contract Date	Disposal Contract Date	Units	Cost	Proceeds	Accounting Profit/(Loss)	Adjusted Cost Base	Reduced Cost Base	Indexed Cost Base	Indexed Gains	Discounted Gains (Gross)	Other Gains	Capital Loss
<b>Shares in Listed Companies (Australian)</b>												
15/06/2021	29/07/2021	400.00	12,769.82	11,671.00	(1,098.82)	12,769.82	12,769.82	0.00	0.00	0.00	0.00	(1,098.82)
		<b>400.00</b>	<b>12,769.82</b>	<b>11,671.00</b>	<b>(1,098.82)</b>	<b>12,769.82</b>	<b>12,769.82</b>	<b>0.00</b>	<b>0.00</b>	<b>0.00</b>	<b>0.00</b>	<b>(1,098.82)</b>
15/09/2021	21/09/2021	420.00	13,154.68	11,966.30	(1,188.38)	13,154.68	13,154.68	0.00	0.00	0.00	0.00	(1,188.38)
		<b>420.00</b>	<b>13,154.68</b>	<b>11,966.30</b>	<b>(1,188.38)</b>	<b>13,154.68</b>	<b>13,154.68</b>	<b>0.00</b>	<b>0.00</b>	<b>0.00</b>	<b>0.00</b>	<b>(1,188.38)</b>
TCLR.AX - Transurban Group												
15/09/2021	18/10/2021	105.00	0.00	31.50	31.50	0.00	0.00	0.00	0.00	0.00	31.50	0.00
		<b>105.00</b>	<b>0.00</b>	<b>31.50</b>	<b>31.50</b>	<b>0.00</b>	<b>0.00</b>	<b>0.00</b>	<b>0.00</b>	<b>0.00</b>	<b>31.50</b>	<b>0.00</b>
WES.AX - Wesfarmers Limited												
04/11/2021	25/02/2022	245.00	14,422.87	11,881.84	(2,541.03)	14,422.87	14,422.87	0.00	0.00	0.00	0.00	(2,541.03)
		<b>245.00</b>	<b>14,422.87</b>	<b>11,881.84</b>	<b>(2,541.03)</b>	<b>14,422.87</b>	<b>14,422.87</b>	<b>0.00</b>	<b>0.00</b>	<b>0.00</b>	<b>0.00</b>	<b>(2,541.03)</b>
WOW.AX - Woolworths Group Limited												
11/01/2021	29/09/2021	295.00	10,285.38	11,246.82	961.44	10,285.38	10,285.38	0.00	0.00	0.00	961.44	0.00
		<b>295.00</b>	<b>10,285.38</b>	<b>11,246.82</b>	<b>961.44</b>	<b>10,285.38</b>	<b>10,285.38</b>	<b>0.00</b>	<b>0.00</b>	<b>0.00</b>	<b>961.44</b>	<b>0.00</b>
		<b>11,780.00</b>	<b>301,302.66</b>	<b>324,904.15</b>	<b>23,601.49</b>	<b>301,302.66</b>	<b>301,302.66</b>	<b>0.00</b>	<b>0.00</b>	<b>33,169.53</b>	<b>4,273.30</b>	<b>(13,841.34)</b>
<b>Shares in Listed Companies (Overseas)</b>												
AMGN.NDQ2 - AMGEN Inc.												
04/11/2021	24/02/2022	75.00	21,993.41	22,797.74	804.33	21,993.41	21,993.41	0.00	0.00	0.00	804.33	0.00
		<b>75.00</b>	<b>21,993.41</b>	<b>22,797.74</b>	<b>804.33</b>	<b>21,993.41</b>	<b>21,993.41</b>	<b>0.00</b>	<b>0.00</b>	<b>0.00</b>	<b>804.33</b>	<b>0.00</b>
AMZN.NDQ7 - Amazon.com Inc.												
20/09/2021	07/10/2021	4.00	18,769.22	18,073.77	(695.45)	18,769.22	18,769.22	0.00	0.00	0.00	0.00	(695.45)

Karen Glover Super Fund

# Realised Capital Gains Report

For The Period 01 July 2021 - 30 June 2022

Investment		Accounting Treatment				Tax Treatment						
Purchase Contract Date	Disposal Contract Date	Units	Cost	Proceeds	Accounting Profit/(Loss)	Adjusted Cost Base	Reduced Cost Base	Indexed Cost Base	Indexed Gains	Discounted Gains (Gross)	Other Gains	Capital Loss
<b>Shares in Listed Companies (Overseas)</b>												
		<b>4.00</b>	<b>18,769.22</b>	<b>18,073.77</b>	<b>(695.45)</b>	<b>18,769.22</b>	<b>18,769.22</b>	<b>0.00</b>	<b>0.00</b>	<b>0.00</b>	<b>0.00</b>	<b>(695.45)</b>
29/12/2021	13/01/2022	5.00	23,631.33	22,651.27	(980.06)	23,631.33	23,631.33	0.00	0.00	0.00	0.00	(980.06)
		<b>5.00</b>	<b>23,631.33</b>	<b>22,651.27</b>	<b>(980.06)</b>	<b>23,631.33</b>	<b>23,631.33</b>	<b>0.00</b>	<b>0.00</b>	<b>0.00</b>	<b>0.00</b>	<b>(980.06)</b>
BIIB.NDQ - Biogen Inc												
16/03/2021	13/09/2021	65.00	21,965.12	26,788.77	4,823.65	21,965.12	21,965.12	0.00	0.00	0.00	4,823.65	0.00
		<b>65.00</b>	<b>21,965.12</b>	<b>26,788.77</b>	<b>4,823.65</b>	<b>21,965.12</b>	<b>21,965.12</b>	<b>0.00</b>	<b>0.00</b>	<b>0.00</b>	<b>4,823.65</b>	<b>0.00</b>
BSX.NYE2 - Boston Scientific Corp.												
03/11/2021	16/11/2021	349.00	20,246.01	19,624.86	(621.15)	20,246.01	20,246.01	0.00	0.00	0.00	0.00	(621.15)
		<b>349.00</b>	<b>20,246.01</b>	<b>19,624.86</b>	<b>(621.15)</b>	<b>20,246.01</b>	<b>20,246.01</b>	<b>0.00</b>	<b>0.00</b>	<b>0.00</b>	<b>0.00</b>	<b>(621.15)</b>
C.NYE1 - Citigroup Inc												
20/09/2021	09/03/2022	227.00	21,381.48	17,750.40	(3,631.08)	21,381.48	21,381.48	0.00	0.00	0.00	0.00	(3,631.08)
		<b>227.00</b>	<b>21,381.48</b>	<b>17,750.40</b>	<b>(3,631.08)</b>	<b>21,381.48</b>	<b>21,381.48</b>	<b>0.00</b>	<b>0.00</b>	<b>0.00</b>	<b>0.00</b>	<b>(3,631.08)</b>
DIS.NYE9 - Walt Disney Co (The)												
05/08/2021	02/11/2021	93.00	21,720.23	21,077.78	(642.45)	21,720.23	21,720.23	0.00	0.00	0.00	0.00	(642.45)
		<b>93.00</b>	<b>21,720.23</b>	<b>21,077.78</b>	<b>(642.45)</b>	<b>21,720.23</b>	<b>21,720.23</b>	<b>0.00</b>	<b>0.00</b>	<b>0.00</b>	<b>0.00</b>	<b>(642.45)</b>
FDX.NYE - Fedex Corp												
15/03/2021	04/08/2021	83.00	29,047.30	31,320.86	2,273.56	29,047.30	29,047.30	0.00	0.00	0.00	2,273.56	0.00
		<b>83.00</b>	<b>29,047.30</b>	<b>31,320.86</b>	<b>2,273.56</b>	<b>29,047.30</b>	<b>29,047.30</b>	<b>0.00</b>	<b>0.00</b>	<b>0.00</b>	<b>2,273.56</b>	<b>0.00</b>
18/11/2021	24/02/2022	68.00	23,193.11	19,661.60	(3,531.51)	23,193.11	23,193.11	0.00	0.00	0.00	0.00	(3,531.51)
		<b>68.00</b>	<b>23,193.11</b>	<b>19,661.60</b>	<b>(3,531.51)</b>	<b>23,193.11</b>	<b>23,193.11</b>	<b>0.00</b>	<b>0.00</b>	<b>0.00</b>	<b>0.00</b>	<b>(3,531.51)</b>

Karen Glover Super Fund

# Realised Capital Gains Report

For The Period 01 July 2021 - 30 June 2022

Investment		Accounting Treatment				Tax Treatment						
Purchase Contract Date	Disposal Contract Date	Units	Cost	Proceeds	Accounting Profit/(Loss)	Adjusted Cost Base	Reduced Cost Base	Indexed Cost Base	Indexed Gains	Discounted Gains (Gross)	Other Gains	Capital Loss
<b>Shares in Listed Companies (Overseas)</b>												
HAE.NYE2 - Haemonetics Corp.												
14/06/2021	27/07/2021	279.00	21,679.58	22,063.73	384.15	21,679.58	21,679.58	0.00	0.00	0.00	384.15	0.00
		<b>279.00</b>	<b>21,679.58</b>	<b>22,063.73</b>	<b>384.15</b>	<b>21,679.58</b>	<b>21,679.58</b>	<b>0.00</b>	<b>0.00</b>	<b>0.00</b>	<b>384.15</b>	<b>0.00</b>
HFC.NYE - HF Sinclair Corporation												
03/11/2021	22/11/2021	520.00	23,210.52	22,192.55	(1,017.97)	23,210.52	23,210.52	0.00	0.00	0.00	0.00	(1,017.97)
		<b>520.00</b>	<b>23,210.52</b>	<b>22,192.55</b>	<b>(1,017.97)</b>	<b>23,210.52</b>	<b>23,210.52</b>	<b>0.00</b>	<b>0.00</b>	<b>0.00</b>	<b>0.00</b>	<b>(1,017.97)</b>
INTC.NDQ2 - Intel Corp.												
05/08/2021	25/10/2021	299.00	21,808.49	19,905.96	(1,902.53)	21,808.49	21,808.49	0.00	0.00	0.00	0.00	(1,902.53)
		<b>299.00</b>	<b>21,808.49</b>	<b>19,905.96</b>	<b>(1,902.53)</b>	<b>21,808.49</b>	<b>21,808.49</b>	<b>0.00</b>	<b>0.00</b>	<b>0.00</b>	<b>0.00</b>	<b>(1,902.53)</b>
24/11/2021	24/02/2022	351.00	23,752.70	21,374.74	(2,377.96)	23,752.70	23,752.70	0.00	0.00	0.00	0.00	(2,377.96)
		<b>351.00</b>	<b>23,752.70</b>	<b>21,374.74</b>	<b>(2,377.96)</b>	<b>23,752.70</b>	<b>23,752.70</b>	<b>0.00</b>	<b>0.00</b>	<b>0.00</b>	<b>0.00</b>	<b>(2,377.96)</b>
MS.NYE2 - Morgan Stanley												
30/06/2021	22/09/2021	220.00	26,407.94	30,271.86	3,863.92	26,407.94	26,407.94	0.00	0.00	0.00	3,863.92	0.00
		<b>220.00</b>	<b>26,407.94</b>	<b>30,271.86</b>	<b>3,863.92</b>	<b>26,407.94</b>	<b>26,407.94</b>	<b>0.00</b>	<b>0.00</b>	<b>0.00</b>	<b>3,863.92</b>	<b>0.00</b>
NFLX.NDQ4 - Netflix Inc												
17/11/2021	09/03/2022	25.00	23,693.88	12,242.76	(11,451.12)	23,693.88	23,693.88	0.00	0.00	0.00	0.00	(11,451.12)
		<b>25.00</b>	<b>23,693.88</b>	<b>12,242.76</b>	<b>(11,451.12)</b>	<b>23,693.88</b>	<b>23,693.88</b>	<b>0.00</b>	<b>0.00</b>	<b>0.00</b>	<b>0.00</b>	<b>(11,451.12)</b>
QCOM.NDQ10 - Qualcomm, Inc.												
14/06/2021	20/09/2021	124.00	21,651.97	22,531.57	879.60	21,651.97	21,651.97	0.00	0.00	0.00	879.60	0.00
		<b>124.00</b>	<b>21,651.97</b>	<b>22,531.57</b>	<b>879.60</b>	<b>21,651.97</b>	<b>21,651.97</b>	<b>0.00</b>	<b>0.00</b>	<b>0.00</b>	<b>879.60</b>	<b>0.00</b>

Karen Glover Super Fund

# Realised Capital Gains Report

For The Period 01 July 2021 - 30 June 2022

Investment		Accounting Treatment				Tax Treatment						
Purchase Contract Date	Disposal Contract Date	Units	Cost	Proceeds	Accounting Profit/(Loss)	Adjusted Cost Base	Reduced Cost Base	Indexed Cost Base	Indexed Gains	Discounted Gains (Gross)	Other Gains	Capital Loss
<b>Shares in Listed Companies (Overseas)</b>												
QQQ.NDQ2 - Invesco Capital Management LLC - Invesco QQQ Trust Series 1												
06/04/2021	21/09/2021	400.00	173,097.02	202,341.32	29,244.30	173,097.02	173,097.02	0.00	0.00	0.00	29,244.30	0.00
		<b>400.00</b>	<b>173,097.02</b>	<b>202,341.32</b>	<b>29,244.30</b>	<b>173,097.02</b>	<b>173,097.02</b>	<b>0.00</b>	<b>0.00</b>	<b>0.00</b>	<b>29,244.30</b>	<b>0.00</b>
SBUX.NDQ1 - Starbucks Corp.												
16/03/2021	20/08/2021	157.00	22,428.63	25,114.34	2,685.71	22,428.63	22,428.63	0.00	0.00	0.00	2,685.71	0.00
		<b>157.00</b>	<b>22,428.63</b>	<b>25,114.34</b>	<b>2,685.71</b>	<b>22,428.63</b>	<b>22,428.63</b>	<b>0.00</b>	<b>0.00</b>	<b>0.00</b>	<b>2,685.71</b>	<b>0.00</b>
TSN.NYE2 - Tyson Foods, Inc. - Ordinary Shares - Class A												
20/09/2021	15/03/2022	210.00	21,779.42	24,889.17	3,109.75	21,779.42	21,779.42	0.00	0.00	0.00	3,109.75	0.00
		<b>210.00</b>	<b>21,779.42</b>	<b>24,889.17</b>	<b>3,109.75</b>	<b>21,779.42</b>	<b>21,779.42</b>	<b>0.00</b>	<b>0.00</b>	<b>0.00</b>	<b>3,109.75</b>	<b>0.00</b>
UAL.NDQ - United Airlines Holdings Inc												
14/06/2021	07/07/2021	297.00	21,663.90	20,171.00	(1,492.90)	21,663.90	21,663.90	0.00	0.00	0.00	0.00	(1,492.90)
		<b>297.00</b>	<b>21,663.90</b>	<b>20,171.00</b>	<b>(1,492.90)</b>	<b>21,663.90</b>	<b>21,663.90</b>	<b>0.00</b>	<b>0.00</b>	<b>0.00</b>	<b>0.00</b>	<b>(1,492.90)</b>
24/11/2021	29/11/2021	365.00	23,433.68	22,072.87	(1,360.81)	23,433.68	23,433.68	0.00	0.00	0.00	0.00	(1,360.81)
		<b>365.00</b>	<b>23,433.68</b>	<b>22,072.87</b>	<b>(1,360.81)</b>	<b>23,433.68</b>	<b>23,433.68</b>	<b>0.00</b>	<b>0.00</b>	<b>0.00</b>	<b>0.00</b>	<b>(1,360.81)</b>
VLO.NYE1 - Valero Energy Corp.												
21/06/2021	09/07/2021	250.00	25,601.24	23,983.33	(1,617.91)	25,601.24	25,601.24	0.00	0.00	0.00	0.00	(1,617.91)
		<b>250.00</b>	<b>25,601.24</b>	<b>23,983.33</b>	<b>(1,617.91)</b>	<b>25,601.24</b>	<b>25,601.24</b>	<b>0.00</b>	<b>0.00</b>	<b>0.00</b>	<b>0.00</b>	<b>(1,617.91)</b>
		<b>4,466.00</b>	<b>652,156.18</b>	<b>668,902.25</b>	<b>16,746.07</b>	<b>652,156.18</b>	<b>652,156.18</b>	<b>0.00</b>	<b>0.00</b>	<b>0.00</b>	<b>48,068.97</b>	<b>(31,322.90)</b>
		<b>16,246.00</b>	<b>953,458.84</b>	<b>993,806.40</b>	<b>40,347.56</b>	<b>953,458.84</b>	<b>953,458.84</b>	<b>0.00</b>	<b>0.00</b>	<b>33,169.53</b>	<b>52,342.27</b>	<b>(45,164.24)</b>

# 25000 - Interest Received

2022 Financial Year

**Preparer** Lousse Montiel

**Reviewer** Steven Lee

**Status** Completed

Account Code	Description	CY Balance	LY Balance	Change
ANZ467748565	ANZ Business Premium Saver 4677-48565	(\$6.14)	(\$34.06)	(81.97)%
<b>TOTAL</b>		<b>CY Balance</b>	<b>LY Balance</b>	
		(\$6.14)	(\$34.06)	

## Supporting Documents

- Interest Reconciliation Report [Report](#)

## Standard Checklist

- Attach Interest Reconciliation Report
- Ensure all interest has been recorded from Bank Statements
- Review Statements to ensure all TFN withheld has been input

**Karen Glover Super Fund**  
**Interest Reconciliation Report**

For The Period 01 July 2021 - 30 June 2022

Date	Payment Amount	Gross Interest	TFN Withheld	Foreign Income	Foreign Credits
<b>Bank Accounts</b>					
ANZ467748565 ANZ Business Premium Saver 4677-48565					
30/07/2021	1.06	1.06			
31/08/2021	1.18	1.18			
30/09/2021	1.14	1.14			
29/10/2021	0.47	0.47			
30/11/2021	0.26	0.26			
31/12/2021	0.27	0.27			
31/01/2022	0.28	0.28			
28/02/2022	0.27	0.27			
31/03/2022	0.29	0.29			
29/04/2022	0.28	0.28			
31/05/2022	0.33	0.33			
30/06/2022	0.31	0.31			
	6.14	6.14			
	<b>6.14</b>	<b>6.14</b>			
<b>TOTAL</b>	<b>6.14</b>	<b>6.14</b>			

**Tax Return Reconciliation**

	Totals	Tax Return Label
Gross Interest	6.14	11C

# 26500 - Other Investment Income

2022 Financial Year

**Preparer** Lousse Montiel

**Reviewer** Steven Lee

**Status** Completed

Account Code	Description	CY Balance	LY Balance	Change
SAXOAUDAC	Saxo AUD Cash Account		(\$6.78)	100%
SAXOUSDAC	Saxo USD Cash Account		(\$68.92)	100%
<b>TOTAL</b>		<b>CY Balance</b>	<b>LY Balance</b>	
			(\$75.70)	

## Supporting Documents

- General Ledger [Report](#)

## Standard Checklist

- Attach all source documentation

Karen Glover Super Fund

# General Ledger

As at 30 June 2022

Transaction Date	Description	Units	Debit	Credit	Balance \$
					0.00 DR

Total Debits: 0.00

Total Credits: 0.00



# 30100 - Accountancy Fees

2022 Financial Year

**Preparer** Lousse Montiel

**Reviewer** Steven Lee

**Status** Completed

Account Code	Description	CY Balance	LY Balance	Change
30100	Accountancy Fees	\$1,950.00	\$695.00	180.58%
<b>TOTAL</b>		<b>CY Balance</b>	<b>LY Balance</b>	
		\$1,950.00	\$695.00	

## Supporting Documents

- General Ledger [Report](#)
- INV-1478.pdf [30100](#)

## Standard Checklist

- Attach all source documentation
- Ensure all Transactions have been entered

Karen Glover Super Fund

# General Ledger

As at 30 June 2022

Transaction Date	Description	Units	Debit	Credit	Balance \$
<b>Accountancy Fees (30100)</b>					
<u>Accountancy Fees (30100)</u>					
30/06/2022	Fee accrual		1,950.00		1,950.00 DR
			<b>1,950.00</b>		<b>1,950.00 DR</b>

**Total Debits: 1,950.00**

**Total Credits: 0.00**



# TAX INVOICE

Karen Glover Super

**Invoice Date**  
1 Dec 2022

**Invoice Number**  
INV-1478

**ABN**  
60 061 126 663

SuperHelp Australia  
PTY LTD  
PO Box 1906  
MACQUARIE  
CENTRE NSW 2113  
AUSTRALIA

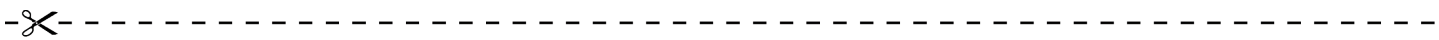
Item	Description	Quantity	Unit Price	GST	Amount AUD
EOY	SMSF Annual Administration	1.00	1,150.00	10%	1,150.00
ADD INV	Additional Investments	54.00	25.00	10%	1,350.00
DEPO	Deposit 1	1.00	(550.00)	10%	(550.00)
DEPO	Deposit 2	1.00	(550.00)	10%	(550.00)
INCLUDES GST 10%					127.28
<b>TOTAL AUD</b>					1,400.00
Less Amount Paid					1,400.00
<b>AMOUNT DUE AUD</b>					<b>0.00</b>

## Due Date: 15 Dec 2022

Please pay the balance of our fees by direct credit into our bank account.

OUR BANK DETAILS (Use your name or your SMSF name as the reference):

Account Name: Superhelp Australia Pty Ltd  
Bank: Commonwealth Bank  
BSB: 06 2099  
Account Number: 1041 7929



# PAYMENT ADVICE

To: SuperHelp Australia PTY LTD  
PO Box 1906  
MACQUARIE CENTRE NSW 2113  
AUSTRALIA

**Customer** Karen Glover Super  
**Invoice Number** INV-1478

---

**Amount Due** **0.00**  
**Due Date** 15 Dec 2022

---

**Amount Enclosed**

---

Enter the amount you are paying above

# 30400 - ATO Supervisory Levy

2022 Financial Year

**Preparer** Lousse Montiel

**Reviewer** Steven Lee

**Status** Completed

Account Code	Description	CY Balance	LY Balance	Change
30400	ATO Supervisory Levy	\$259.00		100%
<b>TOTAL</b>		<b>CY Balance</b>	<b>LY Balance</b>	
		\$259.00		

## Supporting Documents

- General Ledger [Report](#)

## Standard Checklist

- Attach all source documentation
- Ensure all Transactions have been entered

Karen Glover Super Fund

# General Ledger

As at 30 June 2022

Transaction Date	Description	Units	Debit	Credit	Balance \$
<b>ATO Supervisory Levy (30400)</b>					
<i>ATO Supervisory Levy (30400)</i>					
07/03/2022	ANZ INTERNET BANKING BPAY TAX OFFICE PAYMENT {096850} EFFECTIVE DATE 05 MAR 2022		259.00		259.00 DR
			<b>259.00</b>		<b>259.00 DR</b>

**Total Debits: 259.00**

**Total Credits: 0.00**

# 30700 - Auditor's Remuneration

2022 Financial Year

**Preparer** Lousse Montiel

**Reviewer** Steven Lee

**Status** Completed

Account Code	Description	CY Balance	LY Balance	Change
30700	Auditor's Remuneration	\$550.00	\$450.00	22.22%
<b>TOTAL</b>		<b>CY Balance</b>	<b>LY Balance</b>	
		\$550.00	\$450.00	

## Supporting Documents

- General Ledger [Report](#)

## Standard Checklist

- Attach all source documentation
- Ensure all Transactions have been entered

Karen Glover Super Fund

# General Ledger

As at 30 June 2022

Transaction Date	Description	Units	Debit	Credit	Balance \$
<b>Auditor's Remuneration (30700)</b>					
Auditor's Remuneration (30700)					
20/09/2021	ANZ MOBILE BANKING PAYMENT 333958 TO SUPERHELP AUSTRALIA EFFECTIVE DATE 18 SEP 2021		550.00		550.00 DR
			<b>550.00</b>		<b>550.00 DR</b>

Total Debits: 550.00

Total Credits: 0.00



# 30800 - ASIC Fees

2022 Financial Year

**Preparer** Lousse Montiel

**Reviewer** Steven Lee

**Status** Completed

Account Code	Description	CY Balance	LY Balance	Change
30800	ASIC Fees	\$56.00	\$395.00	(85.82)%
<b>TOTAL</b>		<b>CY Balance</b>	<b>LY Balance</b>	
		\$56.00	\$395.00	

## Supporting Documents

- General Ledger [Report](#)
- ASIC 2022-01-15\_1.jpg [30800](#)

## Standard Checklist

- Attach all source documentation
- Ensure all Transactions have been entered

Karen Glover Super Fund

# General Ledger

As at 30 June 2022

Transaction Date	Description	Units	Debit	Credit	Balance \$
<b>ASIC Fees (30800)</b>					
ASIC Fees (30800)					
07/02/2022	ANZ INTERNET BANKING BPAY ASIC {173402}		56.00		56.00 DR
			<b>56.00</b>		<b>56.00 DR</b>

Total Debits: 56.00

Total Credits: 0.00



ASIC  
Australian Securities & Investments Commission

Inquiries  
www.asic.gov.au/invoices  
1300 300 630

ASIN 86 788 265 615

KAREN GLOVER SUPER FUND PTY LTD  
U 1  
46 FIELD AVE EDITHVALE VIC 3196

INVOICE STATEMENT

Issue date: 15 Jan 22

KAREN GLOVER SUPER FUND PTY LTD

ACN 623 823 772  
Account No. 22 623823772

Summary

Opening Balance	\$0.00
New Items	\$56.00
Payments & credits	\$0.00
<b>TOTAL DUE</b>	<b>\$56.00</b>

- Amounts are not subject to GST. (Treasurer's determination - exempt taxes, fees and charges).
  - Payment of your annual review fee will maintain your registration as an Australian company.
- Transaction details are listed on the back of this page



Please pay

Immediately	\$0.00
By 15 Mar 22	\$56.00

If you have already paid please ignore this invoice statement.

- Late fees will apply if you do NOT
  - tell us about a change during the period that the law allows
  - bring your company or scheme details up to date within 28 days of the date of issue of the annual statement, or
  - pay your review fee within 2 months of the annual review date.
- Information on late fee amounts can be found on the ASIC website.



ASIC  
Australian Securities & Investments Commission

PAYMENT SLIP  
KAREN GLOVER SUPER FUND PTY LTD

ACN 623 823 772 Account No: 22 623823772



22 623823772

TOTAL DUE

Immediately	\$56.00
By 15 Mar 22	\$0.00
	\$56.00

Payment options are listed on the back of this payment slip



Billier Code: 17361  
Ref: 226238237723



\*S14 121 00229230237723.31

pd  
7/2/22  
ANZ

# 31500 - Bank Charges

2022 Financial Year

**Preparer** Lousse Montiel

**Reviewer** Steven Lee

**Status** Completed

Account Code	Description	CY Balance	LY Balance	Change
31500	Bank Charges		\$7.80	100%
<b>TOTAL</b>		<b>CY Balance</b>	<b>LY Balance</b>	
			\$7.80	

## Supporting Documents

- General Ledger [Report](#)

## Standard Checklist

- Attach all source documentation
- Ensure all Transactions have been entered

Karen Glover Super Fund

# General Ledger

As at 30 June 2022

Transaction Date	Description	Units	Debit	Credit	Balance \$
					0.00 DR

Total Debits: 0.00

Total Credits: 0.00

# 33200 - Formation Expenses Written Off

2022 Financial Year

---

**Preparer** Lousse Montiel

**Reviewer** Steven Lee

**Status** Completed

Account Code	Description	CY Balance	LY Balance	Change
33200	Formation Expenses Written Off	\$1,325.00		100%
<b>TOTAL</b>		<b>CY Balance</b>	<b>LY Balance</b>	
		\$1,325.00		

## Supporting Documents

- General Ledger [Report](#)

## Standard Checklist

- Attach all source documentation
- Ensure all Transactions have been entered

Karen Glover Super Fund

# General Ledger

As at 30 June 2022

Transaction Date	Description	Units	Debit	Credit	Balance \$
<b>Formation Expenses Written Off (33200)</b>					
Formation Expenses Written Off (33200)					
01/07/2021	Write off		1,325.00		1,325.00 DR
			<b>1,325.00</b>		<b>1,325.00 DR</b>

**Total Debits: 1,325.00**

**Total Credits: 0.00**

# 37500 - Investment Expenses

2022 Financial Year

**Preparer** Lousse Montiel

**Reviewer** Steven Lee

**Status** Completed

Account Code	Description	CY Balance	LY Balance	Change
00065	Investment Expenses	\$1,487.41	\$1,352.94	9.94%
<b>TOTAL</b>		<b>CY Balance</b>	<b>LY Balance</b>	
		\$1,487.41	\$1,352.94	

## Supporting Documents

- General Ledger [Report](#)
- SWS 2021-12 US.pdf [00065](#)
- SWS 2021-08 US.pdf [00065](#)
- SWS 2021-10 AU.pdf [00065](#)
- SWS 2021-12 AU.pdf [00065](#)
- SWS 2021-08 AU.pdf [00065](#)
- SWS 2022-06 US.pdf [00065](#)
- SWS 2021-07 US.pdf [00065](#)
- SWS 2021-10 US.pdf [00065](#)
- SWS 2022-01 AU.pdf [00065](#)
- SWS 2022-06 AU.pdf [00065](#)
- SWS 2022-01 US.pdf [00065](#)
- SWS 2021-09 US.pdf [00065](#)
- SWS 2021-09 AU.pdf [00065](#)
- SWS 2021-07 AU.pdf [00065](#)

## Standard Checklist

- Attach all source documentation
- Ensure all Transactions have been entered



Karen Glover Super Fund

# General Ledger

As at 30 June 2022

Transaction Date	Description	Units	Debit	Credit	Balance \$
<b>Investment Expenses (37500)</b>					
<u>Investment Expenses (00065)</u>					
01/07/2021	Client Custody Fee Shares - Jun 2021		34.29		34.29 DR
01/07/2021	VAT on Fee Client SH - 01-07-2021		3.43		37.72 DR
02/07/2021	VISA DEBIT PURCHASE CARD 3024 SHARE WEAL* SHARE WEAL SOUTHLAND CEN EFFECTIVE DATE 30 JUN 2021		27.50		65.22 DR
02/07/2021	VISA DEBIT PURCHASE CARD 3024 SHARE WEAL* SHARE WEAL SOUTHLAND CEN EFFECTIVE DATE 30 JUN 2021		55.00		120.22 DR
02/08/2021	Client Custody Fee Shares - Jul 2021		38.30		158.52 DR
02/08/2021	VAT on Fee Client SH - 02-08-2021		3.83		162.35 DR
02/08/2021	VISA DEBIT PURCHASE CARD 3024 SHARE WEAL* SHARE WEAL SOUTHLAND CEN EFFECTIVE DATE 30 JUL 2021		27.50		189.85 DR
02/08/2021	VISA DEBIT PURCHASE CARD 3024 SHARE WEAL* SHARE WEAL SOUTHLAND CEN EFFECTIVE DATE 30 JUL 2021		55.00		244.85 DR
01/09/2021	VAT on Fee Client SH - 01-09-2021		3.55		248.40 DR
01/09/2021	Client Custody Fee Shares - Aug 2021		35.55		283.95 DR
01/09/2021	VISA DEBIT PURCHASE CARD 3024 SHARE WEAL* SHARE WEAL SOUTHLAND CEN EFFECTIVE DATE 30 AUG 2021		27.50		311.45 DR
01/09/2021	VISA DEBIT PURCHASE CARD 3024 SHARE WEAL* SHARE WEAL SOUTHLAND CEN EFFECTIVE DATE 30 AUG 2021		55.00		366.45 DR
01/09/2021	VISA DEBIT PURCHASE CARD 3024 SMSF GATEWAY SERVICE MELBOURNE EFFECTIVE DATE 29 AUG 2021		59.99		426.44 DR
01/10/2021	Client Custody Fee Shares - Sep 2021		27.90		454.34 DR
01/10/2021	VAT on Fee Client SH - 01-10-2021		2.79		457.13 DR
04/10/2021	VISA DEBIT PURCHASE CARD 3024 SHARE WEAL* SHARE WEAL SOUTHLAND CEN EFFECTIVE DATE 30 SEP 2021		27.50		484.63 DR
04/10/2021	VISA DEBIT PURCHASE CARD 3024 SHARE WEAL* SHARE WEAL SOUTHLAND CEN EFFECTIVE DATE 30 SEP 2021		55.00		539.63 DR
01/11/2021	VAT on Fee Client SH - 01-11-2021		1.91		541.54 DR
01/11/2021	Client Custody Fee Shares - Oct 2021		19.01		560.55 DR
01/11/2021	VISA DEBIT PURCHASE CARD 3024 SHARE WEAL* SHARE WEAL SOUTHLAND CEN EFFECTIVE DATE 30 OCT 2021		27.50		588.05 DR
01/11/2021	VISA DEBIT PURCHASE CARD 3024 SHARE WEAL* SHARE WEAL SOUTHLAND CEN EFFECTIVE DATE 30 OCT 2021		55.00		643.05 DR
01/12/2021	VAT on Fee Client SH - 01-12-2021		3.60		646.65 DR
01/12/2021	Client Custody Fee Shares - Nov 2021		36.00		682.65 DR
02/12/2021	VISA DEBIT PURCHASE CARD 3024 SHARE WEAL* SHARE WEAL SOUTHLAND CEN EFFECTIVE DATE 30 NOV 2021		27.50		710.15 DR
02/12/2021	VISA DEBIT PURCHASE CARD 3024 SHARE WEAL* SHARE WEAL SOUTHLAND CEN EFFECTIVE DATE 30 NOV 2021		55.00		765.15 DR
03/01/2022	Client Custody Fee Shares - Dec 2021		39.79		804.94 DR
03/01/2022	VAT on Fee Client SH - 03-01-2022		3.97		808.91 DR
04/01/2022	VISA DEBIT PURCHASE CARD 3024 SHARE WEAL* SHARE WEAL SOUTHLAND CEN EFFECTIVE DATE 30 DEC 2021		27.50		836.41 DR
04/01/2022	VISA DEBIT PURCHASE CARD 3024 SHARE WEAL* SHARE WEAL SOUTHLAND CEN EFFECTIVE DATE 30 DEC 2021		55.00		891.41 DR
01/02/2022	Client Custody Fee Shares - Jan 2022		40.35		931.76 DR

**Karen Glover Super Fund**  
**General Ledger**

As at 30 June 2022

Transaction Date	Description	Units	Debit	Credit	Balance \$
01/02/2022	VAT on Fee Client SH - 01-02-2022		4.03		935.79 DR
01/02/2022	VISA DEBIT PURCHASE CARD 3024 SHARE WEAL* SHARE WEAL SOUTHLAND CEN EFFECTIVE DATE 30 JAN 2022		27.50		963.29 DR
01/02/2022	VISA DEBIT PURCHASE CARD 3024 SHARE WEAL* SHARE WEAL SOUTHLAND CEN EFFECTIVE DATE 30 JAN 2022		55.00		1,018.29 DR
01/03/2022	Client Custody Fee Shares - Feb 2022		32.16		1,050.45 DR
01/03/2022	VAT on Fee Client SH - 01-03-2022		3.22		1,053.67 DR
02/03/2022	VISA DEBIT PURCHASE CARD 3024 SHARE WEAL* SHARE WEAL SOUTHLAND CEN EFFECTIVE DATE 28 FEB 2022		27.50		1,081.17 DR
02/03/2022	VISA DEBIT PURCHASE CARD 3024 SHARE WEAL* SHARE WEAL SOUTHLAND CEN EFFECTIVE DATE 28 FEB 2022		55.00		1,136.17 DR
01/04/2022	VAT on Fee Client SH - 01-04-2022		2.63		1,138.80 DR
01/04/2022	Client Custody Fee Shares - Mar 2022		26.37		1,165.17 DR
01/04/2022	VISA DEBIT PURCHASE CARD 3024 SHARE WEAL* SHARE WEAL SOUTHLAND CEN EFFECTIVE DATE 30 MAR 2022		27.50		1,192.67 DR
01/04/2022	VISA DEBIT PURCHASE CARD 3024 SHARE WEAL* SHARE WEAL SOUTHLAND CEN EFFECTIVE DATE 30 MAR 2022		55.00		1,247.67 DR
02/05/2022	Client Custody Fee Shares - Apr 2022		35.17		1,282.84 DR
02/05/2022	VAT on Fee Client SH - 02-05-2022		3.52		1,286.36 DR
03/05/2022	VISA DEBIT PURCHASE CARD 3024 SHARE WEAL* SHARE WEAL SOUTHLAND CEN EFFECTIVE DATE 30 APR 2022		27.50		1,313.86 DR
03/05/2022	VISA DEBIT PURCHASE CARD 3024 SHARE WEAL* SHARE WEAL SOUTHLAND CEN EFFECTIVE DATE 30 APR 2022		55.00		1,368.86 DR
01/06/2022	Client Custody Fee Shares - May 2022		32.77		1,401.63 DR
01/06/2022	VAT on Fee Client SH - 01-06-2022		3.28		1,404.91 DR
02/06/2022	VISA DEBIT PURCHASE CARD 3024 SHARE WEAL* SHARE WEAL SOUTHLAND CEN EFFECTIVE DATE 30 MAY 2022		27.50		1,432.41 DR
02/06/2022	VISA DEBIT PURCHASE CARD 3024 SHARE WEAL* SHARE WEAL SOUTHLAND CEN EFFECTIVE DATE 30 MAY 2022		55.00		1,487.41 DR
			<b>1,487.41</b>		<b>1,487.41 DR</b>

**Total Debits: 1,487.41**

**Total Credits: 0.00**



Share Wealth Systems Pty Ltd  
Suite 101, 75 Tulip Street  
Cheltenham, VIC 3192, Australia

AU: 1300 786 257 US: 1-800 3921257  
<https://sharewealthsystems.com>  
ABN : 46 066 441 405

## TAX INVOICE

Invoice # 41097  
Invoice Date Oct 30, 2021  
Invoice Amount \$27.50 (AUD)  
Customer ID 201890

**PAID**

**BILLED TO**  
Karen Glover  
Karen Glover Superfund  
1/46 Field Avenue  
Edithvale, VIC 3196  
Australia

DESCRIPTION	UNIT PRICE (Excl. Tax)	DISCOUNT (Excl. Tax)	SUB TOTAL (Excl. Tax)	TAX	AMOUNT (AUD) (Incl. Tax)
USA - Monthly Maintenance	\$77.27 x 1	-\$52.27	\$25.00	\$2.50	\$27.50

Additional Monthly Discount applied on line item #1 - \$57.50 .	Sub Total excl. Tax	\$25.00
	GST @ 10%	\$2.50
<b>Total incl. Tax</b>		<b>\$27.50</b>
Payments		-\$27.50
<b>Amount Due (AUD)</b>		<b>\$0.00</b>

### PAYMENTS

\$27.50 was paid on 30 Oct, 2021 22:23 AEDT by Visa card ending 3024.

### NOTES

Monthly Maintenance payable via VISA / MC **only**  
Annual Maintenance payable via VISA/MC/Bank Transfer  
If you would like to change your subscription periodicity, please simply call us toll free on AU: 1300 786 257 US: 1-800 392 1257 or email us on [support@sharewealthsystems.com](mailto:support@sharewealthsystems.com).  
All other Product Purchases payable via VISA/MC.  
We no longer accept Bank Cheques

If you require them, our bank details are:

Name: Share Wealth Systems Pty Ltd BSB:013-352 Account: 3545 91274

Thank you for you custom. Invoices are due 7 days from receipt.  
If you have already made or scheduled your payment, thank you and please keep this invoice for your records.



Share Wealth Systems Pty Ltd  
Suite 101, 75 Tulip Street  
Cheltenham, VIC 3192, Australia

AU: 1300 786 257 US: 1-800 3921257  
<https://sharewealthsystems.com>  
ABN : 46 066 441 405

## TAX INVOICE

Invoice # 42542  
Invoice Date Dec 30, 2021  
Invoice Amount \$27.50 (AUD)  
Customer ID 201890

**PAID**

**BILLED TO**  
Karen Glover  
Karen Glover Superfund  
1/46 Field Avenue  
Edithvale, VIC 3196  
Australia

DESCRIPTION	UNIT PRICE (Excl. Tax)	DISCOUNT (Excl. Tax)	SUB TOTAL (Excl. Tax)	TAX	AMOUNT (AUD) (Incl. Tax)
USA - Monthly Maintenance	\$77.27 x 1	-\$52.27	\$25.00	\$2.50	\$27.50
				Sub Total excl. Tax	\$25.00
				GST @ 10%	\$2.50
				<b>Total incl. Tax</b>	<b>\$27.50</b>
				Payments	-\$27.50
				<b>Amount Due (AUD)</b>	<b>\$0.00</b>

### PAYMENTS

\$27.50 was paid on 30 Dec, 2021 22:23 AEDT by Visa card ending 3024.

### NOTES

Monthly Maintenance payable via VISA / MC **only**  
Annual Maintenance payable via VISA/MC/Bank Transfer  
If you would like to change your subscription periodicity, please simply call us toll free on AU: 1300 786 257 US: 1-800 392 1257 or email us on [support@sharewealthsystems.com](mailto:support@sharewealthsystems.com).  
All other Product Purchases payable via VISA/MC.  
We no longer accept Bank Cheques

If you require them, our bank details are:

Name: Share Wealth Systems Pty Ltd BSB:013-352 Account: 3545 91274

Thank you for you custom. Invoices are due 7 days from receipt.

If you have already made or scheduled your payment, thank you and please keep this invoice for your records.



Share Wealth Systems Pty Ltd  
Suite 101, 75 Tulip Street  
Cheltenham, VIC 3192, Australia

AU: 1300 786 257 US: 1-800 3921257  
<https://sharewealthsystems.com>  
ABN : 46 066 441 405

## TAX INVOICE

Invoice # 43309  
Invoice Date Jan 30, 2022  
Invoice Amount \$55.00 (AUD)  
Customer ID 201890

**PAID**

**BILLED TO**  
Karen Glover  
Karen Glover Superfund  
1/46 Field Avenue  
Edithvale, VIC 3196  
Australia

DESCRIPTION	UNIT PRICE (Excl. Tax)	DISCOUNT (Excl. Tax)	SUB TOTAL (Excl. Tax)	TAX	AMOUNT (AUD) (Incl. Tax)
ASX - Monthly Maintenance	\$77.27 x 1	-\$27.27	\$50.00	\$5.00	\$55.00

Mates Rates Discount applied on line item #1 - \$30.00 .				Sub Total excl. Tax	\$50.00
				GST @ 10%	\$5.00
				<b>Total incl. Tax</b>	<b>\$55.00</b>
				Payments	-\$55.00
				<b>Amount Due (AUD)</b>	<b>\$0.00</b>

### PAYMENTS

\$55.00 was paid on 30 Jan, 2022 22:13 AEDT by Visa card ending 3024.

### NOTES

Monthly Maintenance payable via VISA / MC **only**  
Annual Maintenance payable via VISA/MC/Bank Transfer  
If you would like to change your subscription periodicity, please simply call us toll free on AU: 1300 786 257 US: 1-800 392 1257 or email us on [support@sharewealthsystems.com](mailto:support@sharewealthsystems.com).  
All other Product Purchases payable via VISA/MC.  
We no longer accept Bank Cheques

If you require them, our bank details are:

Name: Share Wealth Systems Pty Ltd BSB:013-352 Account: 3545 91274

Thank you for you custom. Invoices are due 7 days from receipt.  
If you have already made or scheduled your payment, thank you and please keep this invoice for your records.



Share Wealth Systems Pty Ltd  
Suite 101, 75 Tulip Street  
Cheltenham, VIC 3192, Australia

AU: 1300 786 257 US: 1-800 3921257  
<https://sharewealthsystems.com>  
ABN : 46 066 441 405

## TAX INVOICE

Invoice # 39677  
Invoice Date Aug 30, 2021  
Invoice Amount \$27.50 (AUD)  
Customer ID 201890

**PAID**

**BILLED TO**  
Karen Glover  
Karen Glover Superfund  
1/46 Field Avenue  
Edithvale, VIC 3196  
Australia

DESCRIPTION	UNIT PRICE (Excl. Tax)	DISCOUNT (Excl. Tax)	SUB TOTAL (Excl. Tax)	TAX	AMOUNT (AUD) (Incl. Tax)
USA - Monthly Maintenance	\$77.27 x 1	-\$52.27	\$25.00	\$2.50	\$27.50
				Sub Total excl. Tax	\$25.00
				GST @ 10%	\$2.50
				<b>Total incl. Tax</b>	<b>\$27.50</b>
				Payments	-\$27.50
				<b>Amount Due (AUD)</b>	<b>\$0.00</b>

### PAYMENTS

\$27.50 was paid on 30 Aug, 2021 22:23 AEST by Visa card ending 3024.

### NOTES

Monthly Maintenance payable via VISA / MC **only**  
Annual Maintenance payable via VISA/MC/Bank Transfer  
If you would like to change your subscription periodicity, please simply call us toll free on AU: 1300 786 257 US: 1-800 392 1257 or email us on [support@sharewealthsystems.com](mailto:support@sharewealthsystems.com).  
All other Product Purchases payable via VISA/MC.  
We no longer accept Bank Cheques

If you require them, our bank details are:

Name: Share Wealth Systems Pty Ltd BSB:013-352 Account: 3545 91274

Thank you for you custom. Invoices are due 7 days from receipt.

If you have already made or scheduled your payment, thank you and please keep this invoice for your records.



Share Wealth Systems Pty Ltd  
Suite 101, 75 Tulip Street  
Cheltenham, VIC 3192, Australia

AU: 1300 786 257 US: 1-800 3921257  
<https://sharewealthsystems.com>  
ABN : 46 066 441 405

## TAX INVOICE

Invoice # 47332  
Invoice Date Jun 30, 2022  
Invoice Amount \$55.00 (AUD)  
Customer ID 201890

**PAID**

**BILLED TO**  
Karen Glover  
Karen Glover Superfund  
1/46 Field Avenue  
Edithvale, VIC 3196  
Australia

DESCRIPTION	UNIT PRICE (Excl. Tax)	DISCOUNT (Excl. Tax)	SUB TOTAL (Excl. Tax)	TAX	AMOUNT (AUD) (Incl. Tax)
ASX - Monthly Maintenance <sup>1</sup>	\$77.27 x 1	-\$27.27	\$50.00	\$5.00	\$55.00

Mates Rates Discount applied on line item #1 - \$30.00 .				Sub Total excl. Tax	\$50.00
				GST @ 10%	\$5.00
				<b>Total incl. Tax</b>	<b>\$55.00</b>
				Payments	-\$55.00
				<b>Amount Due (AUD)</b>	<b>\$0.00</b>

### PAYMENTS

\$55.00 was paid on 30 Jun, 2022 22:13 AEST by Visa card ending 3024.

### NOTES

<sup>1</sup> Monthly Maintenance payable via VISA / MC **only**  
Annual Maintenance payable via VISA/MC/Bank Transfer  
If you would like to change your subscription periodicity, please simply call us toll free on AU: 1300 786 257 US: 1-800 392 1257 or email us on [support@sharewealthsystems.com](mailto:support@sharewealthsystems.com).  
All other Product Purchases payable via VISA/MC.  
We no longer accept Bank Cheques

If you require them, our bank details are:  
Name: Share Wealth Systems Pty Ltd BSB:013-352 Account: 3545 91274

Thank you for you custom. Invoices are due 7 days from receipt.  
If you have already made or scheduled your payment, thank you and please keep this invoice for your records.



Share Wealth Systems Pty Ltd  
Suite 101, 75 Tulip Street  
Cheltenham, VIC 3192, Australia

AU: 1300 786 257 US: 1-800 3921257  
<https://sharewealthsystems.com>  
ABN : 46 066 441 405

## TAX INVOICE

Invoice # 41080  
Invoice Date Oct 30, 2021  
Invoice Amount \$55.00 (AUD)  
Customer ID 201890

**PAID**

**BILLED TO**  
Karen Glover  
Karen Glover Superfund  
1/46 Field Avenue  
Edithvale, VIC 3196  
Australia

DESCRIPTION	UNIT PRICE (Excl. Tax)	DISCOUNT (Excl. Tax)	SUB TOTAL (Excl. Tax)	TAX	AMOUNT (AUD) (Incl. Tax)
ASX - Monthly Maintenance	\$77.27 x 1	-\$27.27	\$50.00	\$5.00	\$55.00
				Sub Total excl. Tax	\$50.00
				GST @ 10%	\$5.00
				<b>Total incl. Tax</b>	<b>\$55.00</b>
				Payments	-\$55.00
				<b>Amount Due (AUD)</b>	<b>\$0.00</b>

### PAYMENTS

\$55.00 was paid on 30 Oct, 2021 22:13 AEDT by Visa card ending 3024.

### NOTES

Monthly Maintenance payable via VISA / MC **only**  
Annual Maintenance payable via VISA/MC/Bank Transfer  
If you would like to change your subscription periodicity, please simply call us toll free on AU: 1300 786 257 US: 1-800 392 1257 or email us on [support@sharewealthsystems.com](mailto:support@sharewealthsystems.com).  
All other Product Purchases payable via VISA/MC.  
We no longer accept Bank Cheques

If you require them, our bank details are:

Name: Share Wealth Systems Pty Ltd BSB:013-352 Account: 3545 91274

Thank you for you custom. Invoices are due 7 days from receipt.

If you have already made or scheduled your payment, thank you and please keep this invoice for your records.





Share Wealth Systems Pty Ltd  
Suite 101, 75 Tulip Street  
Cheltenham, VIC 3192, Australia

AU: 1300 786 257 US: 1-800 3921257  
<https://sharewealthsystems.com>  
ABN : 46 066 441 405

## TAX INVOICE

Invoice # 43323  
Invoice Date Jan 30, 2022  
Invoice Amount \$27.50 (AUD)  
Customer ID 201890

**PAID**

**BILLED TO**  
Karen Glover  
Karen Glover Superfund  
1/46 Field Avenue  
Edithvale, VIC 3196  
Australia

DESCRIPTION	UNIT PRICE (Excl. Tax)	DISCOUNT (Excl. Tax)	SUB TOTAL (Excl. Tax)	TAX	AMOUNT (AUD) (Incl. Tax)
USA - Monthly Maintenance	\$77.27 x 1	-\$52.27	\$25.00	\$2.50	\$27.50
				Sub Total excl. Tax	\$25.00
				GST @ 10%	\$2.50
				<b>Total incl. Tax</b>	<b>\$27.50</b>
				Payments	-\$27.50
				<b>Amount Due (AUD)</b>	<b>\$0.00</b>

### PAYMENTS

\$27.50 was paid on 30 Jan, 2022 22:23 AEDT by Visa card ending 3024.

### NOTES

Monthly Maintenance payable via VISA / MC **only**  
Annual Maintenance payable via VISA/MC/Bank Transfer  
If you would like to change your subscription periodicity, please simply call us toll free on AU: 1300 786 257 US: 1-800 392 1257 or email us on [support@sharewealthsystems.com](mailto:support@sharewealthsystems.com).  
All other Product Purchases payable via VISA/MC.  
We no longer accept Bank Cheques

If you require them, our bank details are:

Name: Share Wealth Systems Pty Ltd BSB:013-352 Account: 3545 91274

Thank you for you custom. Invoices are due 7 days from receipt.

If you have already made or scheduled your payment, thank you and please keep this invoice for your records.



Share Wealth Systems Pty Ltd  
Suite 101, 75 Tulip Street  
Cheltenham, VIC 3192, Australia

AU: 1300 786 257 US: 1-800 3921257  
<https://sharewealthsystems.com>  
ABN : 46 066 441 405

## TAX INVOICE

Invoice # 42529  
Invoice Date Dec 30, 2021  
Invoice Amount \$55.00 (AUD)  
Customer ID 201890

**PAID**

**BILLED TO**  
Karen Glover  
Karen Glover Superfund  
1/46 Field Avenue  
Edithvale, VIC 3196  
Australia

DESCRIPTION	UNIT PRICE (Excl. Tax)	DISCOUNT (Excl. Tax)	SUB TOTAL (Excl. Tax)	TAX	AMOUNT (AUD) (Incl. Tax)
ASX - Monthly Maintenance	\$77.27 x 1	-\$27.27	\$50.00	\$5.00	\$55.00

Mates Rates Discount applied on line item #1 - \$30.00 .				Sub Total excl. Tax	\$50.00
				GST @ 10%	\$5.00
				<b>Total incl. Tax</b>	<b>\$55.00</b>
				Payments	-\$55.00
				<b>Amount Due (AUD)</b>	<b>\$0.00</b>

### PAYMENTS

\$55.00 was paid on 30 Dec, 2021 22:13 AEDT by Visa card ending 3024.

### NOTES

Monthly Maintenance payable via VISA / MC **only**  
Annual Maintenance payable via VISA/MC/Bank Transfer  
If you would like to change your subscription periodicity, please simply call us toll free on AU: 1300 786 257 US: 1-800 392 1257 or email us on [support@sharewealthsystems.com](mailto:support@sharewealthsystems.com).  
All other Product Purchases payable via VISA/MC.  
We no longer accept Bank Cheques

If you require them, our bank details are:

Name: Share Wealth Systems Pty Ltd BSB:013-352 Account: 3545 91274

Thank you for you custom. Invoices are due 7 days from receipt.  
If you have already made or scheduled your payment, thank you and please keep this invoice for your records.



Share Wealth Systems Pty Ltd  
Suite 101, 75 Tulip Street  
Cheltenham, VIC 3192, Australia

AU: 1300 786 257 US: 1-800 3921257  
<https://sharewealthsystems.com>  
ABN : 46 066 441 405

## TAX INVOICE

Invoice # 40712  
Invoice Date Sep 30, 2021  
Invoice Amount \$27.50 (AUD)  
Customer ID 201890

**PAID**

**BILLED TO**  
Karen Glover  
Karen Glover Superfund  
1/46 Field Avenue  
Edithvale, VIC 3196  
Australia

DESCRIPTION	UNIT PRICE (Excl. Tax)	DISCOUNT (Excl. Tax)	SUB TOTAL (Excl. Tax)	TAX	AMOUNT (AUD) (Incl. Tax)
USA - Monthly Maintenance	\$77.27 x 1	-\$52.27	\$25.00	\$2.50	\$27.50
				Sub Total excl. Tax	\$25.00
				GST @ 10%	\$2.50
				<b>Total incl. Tax</b>	<b>\$27.50</b>
				Payments	-\$27.50
				<b>Amount Due (AUD)</b>	<b>\$0.00</b>

### PAYMENTS

\$27.50 was paid on 30 Sep, 2021 22:23 AEST by Visa card ending 3024.

### NOTES

Monthly Maintenance payable via VISA / MC **only**  
Annual Maintenance payable via VISA/MC/Bank Transfer  
If you would like to change your subscription periodicity, please simply call us toll free on AU: 1300 786 257 US: 1-800 392 1257 or email us on [support@sharewealthsystems.com](mailto:support@sharewealthsystems.com).  
All other Product Purchases payable via VISA/MC.  
We no longer accept Bank Cheques

If you require them, our bank details are:

Name: Share Wealth Systems Pty Ltd BSB:013-352 Account: 3545 91274

Thank you for you custom. Invoices are due 7 days from receipt.

If you have already made or scheduled your payment, thank you and please keep this invoice for your records.



Share Wealth Systems Pty Ltd  
Suite 101, 75 Tulip Street  
Cheltenham, VIC 3192, Australia

AU: 1300 786 257 US: 1-800 3921257  
<https://sharewealthsystems.com>  
ABN : 46 066 441 405

## TAX INVOICE

Invoice # 39664  
Invoice Date Aug 30, 2021  
Invoice Amount \$55.00 (AUD)  
Customer ID 201890

**PAID**

**BILLED TO**  
Karen Glover  
Karen Glover Superfund  
1/46 Field Avenue  
Edithvale, VIC 3196  
Australia

DESCRIPTION	UNIT PRICE (Excl. Tax)	DISCOUNT (Excl. Tax)	SUB TOTAL (Excl. Tax)	TAX	AMOUNT (AUD) (Incl. Tax)
ASX - Monthly Maintenance	\$77.27 x 1	-\$27.27	\$50.00	\$5.00	\$55.00
				Sub Total excl. Tax	\$50.00
				GST @ 10%	\$5.00
				<b>Total incl. Tax</b>	<b>\$55.00</b>
				Payments	-\$55.00
				<b>Amount Due (AUD)</b>	<b>\$0.00</b>

### PAYMENTS

\$55.00 was paid on 30 Aug, 2021 22:13 AEST by Visa card ending 3024.

### NOTES

Monthly Maintenance payable via VISA / MC **only**  
Annual Maintenance payable via VISA/MC/Bank Transfer  
If you would like to change your subscription periodicity, please simply call us toll free on AU: 1300 786 257 US: 1-800 392 1257 or email us on [support@sharewealthsystems.com](mailto:support@sharewealthsystems.com).  
All other Product Purchases payable via VISA/MC.  
We no longer accept Bank Cheques

If you require them, our bank details are:

Name: Share Wealth Systems Pty Ltd BSB:013-352 Account: 3545 91274

Thank you for you custom. Invoices are due 7 days from receipt.

If you have already made or scheduled your payment, thank you and please keep this invoice for your records.



Share Wealth Systems Pty Ltd  
Suite 101, 75 Tulip Street  
Cheltenham, VIC 3192, Australia

AU: 1300 786 257 US: 1-800 3921257  
<https://sharewealthsystems.com>  
ABN : 46 066 441 405

## TAX INVOICE

Invoice # 40593  
Invoice Date Sep 30, 2021  
Invoice Amount \$55.00 (AUD)  
Customer ID 201890

**PAID**

**BILLED TO**  
Karen Glover  
Karen Glover Superfund  
1/46 Field Avenue  
Edithvale, VIC 3196  
Australia

DESCRIPTION	UNIT PRICE (Excl. Tax)	DISCOUNT (Excl. Tax)	SUB TOTAL (Excl. Tax)	TAX	AMOUNT (AUD) (Incl. Tax)
ASX - Monthly Maintenance	\$77.27 x 1	-\$27.27	\$50.00	\$5.00	\$55.00

Mates Rates Discount applied on line item #1 - \$30.00 .				Sub Total excl. Tax	\$50.00
				GST @ 10%	\$5.00
				<b>Total incl. Tax</b>	<b>\$55.00</b>
				Payments	-\$55.00
				<b>Amount Due (AUD)</b>	<b>\$0.00</b>

### PAYMENTS

\$55.00 was paid on 30 Sep, 2021 22:13 AEST by Visa card ending 3024.

### NOTES

Monthly Maintenance payable via VISA / MC **only**  
Annual Maintenance payable via VISA/MC/Bank Transfer  
If you would like to change your subscription periodicity, please simply call us toll free on AU: 1300 786 257 US: 1-800 392 1257 or email us on [support@sharewealthsystems.com](mailto:support@sharewealthsystems.com).  
All other Product Purchases payable via VISA/MC.  
We no longer accept Bank Cheques

If you require them, our bank details are:

Name: Share Wealth Systems Pty Ltd BSB:013-352 Account: 3545 91274

Thank you for you custom. Invoices are due 7 days from receipt.  
If you have already made or scheduled your payment, thank you and please keep this invoice for your records.



Share Wealth Systems Pty Ltd  
Suite 101, 75 Tulip Street  
Cheltenham, VIC 3192, Australia

AU: 1300 786 257 US: 1-800 3921257  
<https://sharewealthsystems.com>  
ABN : 46 066 441 405

## TAX INVOICE

Invoice # 47447  
Invoice Date Jun 30, 2022  
Invoice Amount \$27.50 (AUD)  
Customer ID 201890

**PAID**

**BILLED TO**  
Karen Glover  
Karen Glover Superfund  
1/46 Field Avenue  
Edithvale, VIC 3196  
Australia

DESCRIPTION	UNIT PRICE (Excl. Tax)	DISCOUNT (Excl. Tax)	SUB TOTAL (Excl. Tax)	TAX	AMOUNT (AUD) (Incl. Tax)
USA - Monthly Maintenance <sup>1</sup>	\$77.27 x 1	-\$52.27	\$25.00	\$2.50	\$27.50
				Sub Total excl. Tax	\$25.00
				GST @ 10%	\$2.50
				<b>Total incl. Tax</b>	<b>\$27.50</b>
				Payments	-\$27.50
				<b>Amount Due (AUD)</b>	<b>\$0.00</b>

### PAYMENTS

\$27.50 was paid on 30 Jun, 2022 22:23 AEST by Visa card ending 3024.

### NOTES

<sup>1</sup> Monthly Maintenance payable via VISA / MC **only**  
Annual Maintenance payable via VISA/MC/Bank Transfer  
If you would like to change your subscription periodicity, please simply call us toll free on AU: 1300 786 257 US: 1-800 392 1257 or email us on [support@sharewealthsystems.com](mailto:support@sharewealthsystems.com).  
All other Product Purchases payable via VISA/MC.  
We no longer accept Bank Cheques

If you require them, our bank details are:  
Name: Share Wealth Systems Pty Ltd BSB:013-352 Account: 3545 91274

Thank you for you custom. Invoices are due 7 days from receipt.  
If you have already made or scheduled your payment, thank you and please keep this invoice for your records.



Share Wealth Systems Pty Ltd  
Suite 101, 75 Tulip Street  
Cheltenham, VIC 3192, Australia

AU: 1300 786 257 US: 1-800 3921257  
<https://sharewealthsystems.com>  
ABN : 46 066 441 405

## TAX INVOICE

Invoice # 38979  
Invoice Date Jul 30, 2021  
Invoice Amount \$55.00 (AUD)  
Customer ID 201890

**PAID**

**BILLED TO**  
Karen Glover  
Karen Glover Superfund  
1/46 Field Avenue  
Edithvale, VIC 3196  
Australia

DESCRIPTION	UNIT PRICE (Excl. Tax)	DISCOUNT (Excl. Tax)	SUB TOTAL (Excl. Tax)	TAX	AMOUNT (AUD) (Incl. Tax)
ASX - Monthly Maintenance	\$77.27 x 1	-\$27.27	\$50.00	\$5.00	\$55.00

Mates Rates Discount applied on line item #1 - \$30.00 .				Sub Total excl. Tax	\$50.00
				GST @ 10%	\$5.00
				<b>Total incl. Tax</b>	<b>\$55.00</b>
				Payments	-\$55.00
				<b>Amount Due (AUD)</b>	<b>\$0.00</b>

### PAYMENTS

\$55.00 was paid on 30 Jul, 2021 22:13 AEST by Visa card ending 3024.

### NOTES

Monthly Maintenance payable via VISA / MC **only**  
Annual Maintenance payable via VISA/MC/Bank Transfer  
If you would like to change your subscription periodicity, please simply call us toll free on AU: 1300 786 257 US: 1-800 392 1257 or email us on [support@sharewealthsystems.com](mailto:support@sharewealthsystems.com).  
All other Product Purchases payable via VISA/MC.  
We no longer accept Bank Cheques

If you require them, our bank details are:

Name: Share Wealth Systems Pty Ltd BSB:013-352 Account: 3545 91274

Thank you for you custom. Invoices are due 7 days from receipt.  
If you have already made or scheduled your payment, thank you and please keep this invoice for your records.



Share Wealth Systems Pty Ltd  
Suite 101, 75 Tulip Street  
Cheltenham, VIC 3192, Australia

AU: 1300 786 257 US: 1-800 3921257  
<https://sharewealthsystems.com>  
ABN : 46 066 441 405

## TAX INVOICE

Invoice # 38992  
Invoice Date Jul 30, 2021  
Invoice Amount \$27.50 (AUD)  
Customer ID 201890

**PAID**

**BILLED TO**  
Karen Glover  
Karen Glover Superfund  
1/46 Field Avenue  
Edithvale, VIC 3196  
Australia

DESCRIPTION	UNIT PRICE (Excl. Tax)	DISCOUNT (Excl. Tax)	SUB TOTAL (Excl. Tax)	TAX	AMOUNT (AUD) (Incl. Tax)
USA - Monthly Maintenance	\$77.27 x 1	-\$52.27	\$25.00	\$2.50	\$27.50
				Sub Total excl. Tax	\$25.00
				GST @ 10%	\$2.50
				<b>Total incl. Tax</b>	<b>\$27.50</b>
				Payments	-\$27.50
				<b>Amount Due (AUD)</b>	<b>\$0.00</b>

### PAYMENTS

\$27.50 was paid on 30 Jul, 2021 22:23 AEST by Visa card ending 3024.

### NOTES

Monthly Maintenance payable via VISA / MC **only**  
Annual Maintenance payable via VISA/MC/Bank Transfer  
If you would like to change your subscription periodicity, please simply call us toll free on AU: 1300 786 257 US: 1-800 392 1257 or email us on [support@sharewealthsystems.com](mailto:support@sharewealthsystems.com).  
All other Product Purchases payable via VISA/MC.  
We no longer accept Bank Cheques

If you require them, our bank details are:

Name: Share Wealth Systems Pty Ltd BSB:013-352 Account: 3545 91274

Thank you for you custom. Invoices are due 7 days from receipt.  
If you have already made or scheduled your payment, thank you and please keep this invoice for your records.



# 37900 - Interest Paid

2022 Financial Year

---

**Preparer** Lousse Montiel

**Reviewer** Steven Lee

**Status** Completed

Account Code	Description	CY Balance	LY Balance	Change
37900	Interest Paid		\$16.32	100%
<b>TOTAL</b>		<b>CY Balance</b>	<b>LY Balance</b>	
			\$16.32	

## Supporting Documents

- General Ledger [Report](#)

## Standard Checklist

- Attach all source documentation
- Ensure all Transactions have been entered

Karen Glover Super Fund

# General Ledger

As at 30 June 2022

Transaction Date	Description	Units	Debit	Credit	Balance \$
					0.00 DR

Total Debits: 0.00

Total Credits: 0.00

# 46000 - Benefits Paid/Transfers Out

2022 Financial Year

Preparer Lousse Montiel

Reviewer Steven Lee

Status Completed

Account Code	Description	CY Balance	LY Balance	Change
GLOKAR00001A	(Benefits Paid/Transfers Out) Glover, Karen - Accumulation (Accumulation)		\$50,000.00	100%
<b>TOTAL</b>		<b>CY Balance</b>	<b>LY Balance</b>	
			\$50,000.00	

## Supporting Documents

- General Ledger [Report](#)

## Standard Checklist

- Attach appropriate documentation in case of death or disability benefits or marriage breakdown
- Attach copies of Minutes, Rollover Benefits Statement, Lump Sum Payment form etc
- Ensure benefit calculated in accordance with Trust Deed

Karen Glover Super Fund

# General Ledger

As at 30 June 2022

Transaction Date	Description	Units	Debit	Credit	Balance \$
					0.00 DR

Total Debits: 0.00

Total Credits: 0.00

# 48500 - Income Tax Expense

2022 Financial Year

---

**Preparer** Lousse Montiel

**Reviewer** Steven Lee

**Status** Completed

Account Code	Description	CY Balance	LY Balance	Change
48500	Income Tax Expense	(\$7,853.18)	\$8,313.70	(194.46)%
<b>TOTAL</b>		<b>CY Balance</b>	<b>LY Balance</b>	
		(\$7,853.18)	\$8,313.70	

## Supporting Documents

No supporting documents

# 49000 - Profit/Loss Allocation Account

2022 Financial Year

---

**Preparer** Lousse Montiel

**Reviewer** Steven Lee

**Status** Completed

Account Code	Description	CY Balance	LY Balance	Change
49000	Profit/Loss Allocation Account	(\$81,797.01)	\$16,405.98	(598.58)%
<b>TOTAL</b>		<b>CY Balance</b>	<b>LY Balance</b>	
		(\$81,797.01)	\$16,405.98	

## Supporting Documents

No supporting documents

# 50000 - Members

2022 Financial Year

Preparer Lousse Montiel

Reviewer Steven Lee

Status Completed

Account Code	Description	Opening Balance	Contribution Income	Earnings	Member Payments	Tax & Fees	Closing Balance	Change
GLOKAR00001A	Glover, Karen - Accumulation (Accumulation)	(\$674,424.82)	(\$18,986.31)	\$107,149.43		(\$6,366.11)	(\$592,627.81)	(12.13)%
<b>TOTAL</b>		<b>Opening Balance</b>	<b>Contribution Income</b>	<b>Earnings</b>	<b>Member Payments</b>	<b>Tax &amp; Fees</b>	<b>Closing Balance</b>	
		(\$674,424.82)	(\$18,986.31)	\$107,149.43		(\$6,366.11)	(\$592,627.81)	

## Supporting Documents

- Members Statements [Report](#)
- Members Summary [Report](#)

## Standard Checklist

- Attach copies of Members Statements

# Karen Glover Super Fund

## Members Statement

Karen Joyce Glover  
 1/46 Field Avenue  
 Edithvale, Victoria, 3196, Australia

### Your Details

Date of Birth :	Provided	Nominated Beneficiaries:	N/A
Age:	59	Nomination Type:	N/A
Tax File Number:	Provided	Vested Benefits:	592,627.81
Date Joined Fund:	01/07/2018	Total Death Benefit:	592,627.81
Service Period Start Date:			
Date Left Fund:			
Member Code:	GLOKAR00001A		
Account Start Date:	01/07/2018		
Account Phase:	Accumulation Phase		
Account Description:	Accumulation		

### Your Balance

Total Benefits	592,627.81
<u>Preservation Components</u>	
Preserved	589,268.67
Unrestricted Non Preserved	3,359.14
Restricted Non Preserved	
<u>Tax Components</u>	
Tax Free	12,719.71
Taxable	579,908.10

### Your Detailed Account Summary

	This Year	Last Year
Opening balance at 01/07/2021	674,424.82	658,018.84
<u>Increases to Member account during the period</u>		
Employer Contributions	18,986.31	13,892.70
Personal Contributions (Concessional)		
Personal Contributions (Non Concessional)		
Government Co-Contributions		
Other Contributions		
Proceeds of Insurance Policies		
Transfers In		
Net Earnings	(107,149.43)	62,501.62
Internal Transfer In		
<u>Decreases to Member account during the period</u>		
Pensions Paid		
Contributions Tax	2,847.95	2,083.94
Income Tax	(9,214.06)	7,904.40
No TFN Excess Contributions Tax		
Excess Contributions Tax		
Refund Excess Contributions		
Division 293 Tax		
Insurance Policy Premiums Paid		
Management Fees		
Member Expenses		
Benefits Paid/Transfers Out		50,000.00
Superannuation Surcharge Tax		
Internal Transfer Out		
Closing balance at 30/06/2022	592,627.81	674,424.82



**Karen Glover Super Fund**  
**Members Statement**

---

**Trustee's Disclaimer**

This statement has been prepared by the Trustee for the member whose name appears at the top of this statement. Every effort has been made by the Trustee to ensure the accuracy and completeness of this Statement. The Trustee does not accept any liability for any error, omission or misprint. All amounts shown in relation to benefits do not take into account any amounts which may be withheld to satisfy the requirements imposed by the Income Tax Assessment Act 1936.

Signed by all the trustees of the fund

---

Karen Joyce Glover  
Director

Karen Glover Super Fund  
**Members Summary**

As at 30 June 2022

Opening Balances	Increases				Decreases					Closing Balance	
	Contributions	Transfers In	Net Earnings	Insurance Proceeds	Pensions Paid	Contributions Tax	Taxes Paid	Benefits Paid/ Transfers Out	Insurance Premiums		Member Expenses
<b>Karen Joyce Glover (Age: 59)</b>											
GLOKAR00001A - Accumulation											
674,424.82	18,986.31		(107,149.43)			2,847.95		(9,214.06)			592,627.81
<b>674,424.82</b>	<b>18,986.31</b>		<b>(107,149.43)</b>			<b>2,847.95</b>		<b>(9,214.06)</b>			<b>592,627.81</b>
<b>674,424.82</b>	<b>18,986.31</b>		<b>(107,149.43)</b>			<b>2,847.95</b>		<b>(9,214.06)</b>			<b>592,627.81</b>

# 60400 - Bank Accounts

2022 Financial Year

Preparer Louise Montiel

Reviewer Steven Lee

Status Completed

Account Code	Description	CY Balance	LY Balance	Change
ANZ467748565	ANZ Business Premium Saver 4677-48565	\$39,255.97	\$25,163.24	56.01%
SAXOAUDAC	Saxo AUD Cash Account	\$16,006.25	\$14,848.02	7.8%
SAXOUSDAC	Saxo USD Cash Account	\$23,113.34	\$2,226.53	938.09%
<b>TOTAL</b>		<b>CY Balance</b>	<b>LY Balance</b>	
		\$78,375.56	\$42,237.79	

## Supporting Documents

- Bank Statement Report [Report](#)
- Bank\_stats\_ANZ\_565.pdf [ANZ467748565](#)
- AccountStatement\_AUD\_8865342\_2021-07-01\_2022-06-30.pdf [SAXOAUDAC](#)
- SAXO USD\_WP.xlsx [SAXOUSDAC](#)
- AccountStatement\_USD\_8865342\_2021-07-01\_2022-06-30.pdf [SAXOUSDAC](#)

## Standard Checklist

- Attach Copies of Bank Statements
- Attach copy of Bank Statement Report
- Ensure all Balances match Statement Balances at June 30
- Ensure all Transactions have been entered

# Karen Glover Super Fund Bank Statement Report

For The Period 01 July 2021 to 30 June 2022

**Chart Code:** 60400 / ANZ467748565  
**Account Name:** ANZ Business Premium Saver 4677-48565  
**BSB and Account Number:** 016268 467748565

<b>Opening Balance</b>	-	<b>Total Debits</b>	+	<b>Total Credits</b>	=	<b>Closing Balance</b>	<b>Data Feed Used</b>
\$ 25,163.24		\$ 4,899.72		\$ 18,992.45		\$ 39,255.97	

Date	Description	Debit \$	Credit \$	Ledger Balance \$	Statement Balance \$	Variance \$
01/07/2021	Opening Balance			25,163.24		
02/07/2021	VISA DEBIT PURCHASE CARD 3024 SHARE WEAL* SHARE WEAL SOUTHLAND CEN EFFECTIVE DATE 30 JUN 2021	27.50		25,135.74		
02/07/2021	VISA DEBIT PURCHASE CARD 3024 SHARE WEAL* SHARE WEAL SOUTHLAND CEN EFFECTIVE DATE 30 JUN 2021	55.00		25,080.74		
08/07/2021	TRANSFER FROM SMARTSALARY 001365186000906010		150.00	25,230.74		
08/07/2021	TRANSFER FROM QUICKSUPER QUICKSPR3001606078		489.76	25,720.50		
22/07/2021	TRANSFER FROM SMARTSALARY 001381472000906010		150.00	25,870.50		
22/07/2021	TRANSFER FROM QUICKSUPER QUICKSPR3010925516		489.76	26,360.26		
30/07/2021	CREDIT INTEREST PAID		1.06	26,361.32		
02/08/2021	VISA DEBIT PURCHASE CARD 3024 SHARE WEAL* SHARE WEAL SOUTHLAND CEN EFFECTIVE DATE 30 JUL 2021	27.50		26,333.82		
02/08/2021	VISA DEBIT PURCHASE CARD 3024 SHARE WEAL* SHARE WEAL SOUTHLAND CEN EFFECTIVE DATE 30 JUL 2021	55.00		26,278.82		
05/08/2021	TRANSFER FROM SMARTSALARY 001397082000906010		150.00	26,428.82		
05/08/2021	TRANSFER FROM QUICKSUPER QUICKSPR3019879322		489.76	26,918.58		
19/08/2021	TRANSFER FROM SMARTSALARY 001413484000906010		150.00	27,068.58		
19/08/2021	TRANSFER FROM QUICKSUPER QUICKSPR3029057197		489.76	27,558.34		
31/08/2021	CREDIT INTEREST PAID		1.18	27,559.52		

**Karen Glover Super Fund**

**Bank Statement Report**

For The Period 01 July 2021 to 30 June 2022

Date	Description	Debit \$	Credit \$	Ledger Balance \$	Statement Balance \$	Variance \$
01/09/2021	VISA DEBIT PURCHASE CARD 3024 SHARE WEAL* SHARE WEAL SOUTHLAND CEN EFFECTIVE DATE 30 AUG 2021	27.50		27,532.02		
01/09/2021	VISA DEBIT PURCHASE CARD 3024 SHARE WEAL* SHARE WEAL SOUTHLAND CEN EFFECTIVE DATE 30 AUG 2021	55.00		27,477.02		
01/09/2021	VISA DEBIT PURCHASE CARD 3024 SMSF GATEWAY SERVICE MELBOURNE EFFECTIVE DATE 29 AUG 2021	59.99		27,417.03		
08/09/2021	TRANSFER FROM QUICKSUPER QUICKSPR3041618947		354.99	27,772.02		
16/09/2021	TRANSFER FROM QUICKSUPER QUICKSPR3047130030		575.11	28,347.13		
20/09/2021	ANZ MOBILE BANKING PAYMENT 333958 TO SUPERHELP AUSTRALIA EFFECTIVE DATE 18 SEP 2021	450.00		27,797.13		
30/09/2021	TRANSFER FROM QUICKSUPER QUICKSPR3055760361		583.22	28,380.35		
30/09/2021	CREDIT INTEREST PAID		1.14	28,381.49		
04/10/2021	VISA DEBIT PURCHASE CARD 3024 SHARE WEAL* SHARE WEAL SOUTHLAND CEN EFFECTIVE DATE 30 SEP 2021	27.50		28,353.99		
04/10/2021	VISA DEBIT PURCHASE CARD 3024 SHARE WEAL* SHARE WEAL SOUTHLAND CEN EFFECTIVE DATE 30 SEP 2021	55.00		28,298.99		
06/10/2021	ANZ INTERNET BANKING BPAY TAX OFFICE PAYMENT {500429}	428.00		27,870.99		
14/10/2021	TRANSFER FROM QUICKSUPER QUICKSPR3064845815		516.73	28,387.72		
28/10/2021	TRANSFER FROM QUICKSUPER QUICKSPR3073915837		664.89	29,052.61		
29/10/2021	CREDIT INTEREST PAID		0.47	29,053.08		
01/11/2021	VISA DEBIT PURCHASE CARD 3024 SHARE WEAL* SHARE WEAL SOUTHLAND CEN EFFECTIVE DATE 30 OCT 2021	27.50		29,025.58		
01/11/2021	VISA DEBIT PURCHASE CARD 3024 SHARE WEAL* SHARE WEAL SOUTHLAND CEN EFFECTIVE DATE 30 OCT 2021	55.00		28,970.58		
11/11/2021	TRANSFER FROM QUICKSUPER QUICKSPR3083237251		200.00	29,170.58		
11/11/2021	TRANSFER FROM QUICKSUPER QUICKSPR3083237083		629.70	29,800.28		

**Karen Glover Super Fund**

**Bank Statement Report**

For The Period 01 July 2021 to 30 June 2022

Date	Description	Debit \$	Credit \$	Ledger Balance \$	Statement Balance \$	Variance \$
25/11/2021	TRANSFER FROM QUICKSUPER QUICKSPR3092669603		200.00	30,000.28		
25/11/2021	TRANSFER FROM QUICKSUPER QUICKSPR3092669549		629.70	30,629.98		
30/11/2021	CREDIT INTEREST PAID		0.26	30,630.24		
02/12/2021	VISA DEBIT PURCHASE CARD 3024 SHARE WEAL* SHARE WEAL SOUTHLAND CEN EFFECTIVE DATE 30 NOV 2021	27.50		30,602.74		
02/12/2021	VISA DEBIT PURCHASE CARD 3024 SHARE WEAL* SHARE WEAL SOUTHLAND CEN EFFECTIVE DATE 30 NOV 2021	55.00		30,547.74		
09/12/2021	TRANSFER FROM QUICKSUPER QUICKSPR3102223497		200.00	30,747.74		
09/12/2021	TRANSFER FROM QUICKSUPER QUICKSPR3102223443		629.70	31,377.44		
23/12/2021	TRANSFER FROM QUICKSUPER QUICKSPR3111692108		200.00	31,577.44		
23/12/2021	TRANSFER FROM QUICKSUPER QUICKSPR3111692034		629.70	32,207.14		
31/12/2021	CREDIT INTEREST PAID		0.27	32,207.41		
04/01/2022	VISA DEBIT PURCHASE CARD 3024 SHARE WEAL* SHARE WEAL SOUTHLAND CEN EFFECTIVE DATE 30 DEC 2021	27.50		32,179.91		
04/01/2022	VISA DEBIT PURCHASE CARD 3024 SHARE WEAL* SHARE WEAL SOUTHLAND CEN EFFECTIVE DATE 30 DEC 2021	55.00		32,124.91		
06/01/2022	TRANSFER FROM QUICKSUPER QUICKSPR3119006809		200.00	32,324.91		
06/01/2022	TRANSFER FROM QUICKSUPER QUICKSPR3119006747		535.88	32,860.79		
20/01/2022	TRANSFER FROM QUICKSUPER QUICKSPR3128260343		200.00	33,060.79		
20/01/2022	TRANSFER FROM QUICKSUPER QUICKSPR3128260092		402.29	33,463.08		
31/01/2022	CREDIT INTEREST PAID		0.28	33,463.36		
01/02/2022	VISA DEBIT PURCHASE CARD 3024 SHARE WEAL* SHARE WEAL SOUTHLAND CEN EFFECTIVE DATE 30 JAN 2022	27.50		33,435.86		
01/02/2022	VISA DEBIT PURCHASE CARD 3024 SHARE WEAL* SHARE WEAL SOUTHLAND CEN EFFECTIVE DATE 30 JAN 2022	55.00		33,380.86		

**Karen Glover Super Fund**

**Bank Statement Report**

For The Period 01 July 2021 to 30 June 2022

Date	Description	Debit \$	Credit \$	Ledger Balance \$	Statement Balance \$	Variance \$
03/02/2022	TRANSFER FROM QUICKSUPER QUICKSPR3137458719		200.00	33,580.86		
03/02/2022	TRANSFER FROM QUICKSUPER QUICKSPR3137458578		950.94	34,531.80		
07/02/2022	ANZ INTERNET BANKING BPAY ASIC {173402}	56.00		34,475.80		
17/02/2022	TRANSFER FROM QUICKSUPER QUICKSPR3147271814		200.00	34,675.80		
17/02/2022	TRANSFER FROM QUICKSUPER QUICKSPR3147271743		629.70	35,305.50		
28/02/2022	CREDIT INTEREST PAID		0.27	35,305.77		
01/03/2022	ANZ INTERNET BANKING BPAY TAX OFFICE PAYMENT {893705}	428.00		34,877.77		
02/03/2022	VISA DEBIT PURCHASE CARD 3024 SHARE WEAL* SHARE WEAL SOUTHLAND CEN EFFECTIVE DATE 28 FEB 2022	27.50		34,850.27		
02/03/2022	VISA DEBIT PURCHASE CARD 3024 SHARE WEAL* SHARE WEAL SOUTHLAND CEN EFFECTIVE DATE 28 FEB 2022	55.00		34,795.27		
03/03/2022	TRANSFER FROM QUICKSUPER QUICKSPR3157372198		200.00	34,995.27		
03/03/2022	TRANSFER FROM QUICKSUPER QUICKSPR3157372138		662.35	35,657.62		
07/03/2022	ANZ INTERNET BANKING BPAY TAX OFFICE PAYMENT {097670} EFFECTIVE DATE 05 MAR 2022	249.00		35,408.62		
07/03/2022	ANZ INTERNET BANKING BPAY TAX OFFICE PAYMENT {096850} EFFECTIVE DATE 05 MAR 2022	1,710.73		33,697.89		
17/03/2022	TRANSFER FROM QUICKSUPER QUICKSPR3167046473		200.00	33,897.89		
17/03/2022	TRANSFER FROM QUICKSUPER QUICKSPR3167046410		629.70	34,527.59		
31/03/2022	TRANSFER FROM QUICKSUPER QUICKSPR3176644278		200.00	34,727.59		
31/03/2022	TRANSFER FROM QUICKSUPER QUICKSPR3176644212		633.29	35,360.88		
31/03/2022	CREDIT INTEREST PAID		0.29	35,361.17		
01/04/2022	VISA DEBIT PURCHASE CARD 3024 SHARE WEAL* SHARE WEAL SOUTHLAND CEN EFFECTIVE DATE 30 MAR 2022	27.50		35,333.67		

**Karen Glover Super Fund**

**Bank Statement Report**

For The Period 01 July 2021 to 30 June 2022

Date	Description	Debit \$	Credit \$	Ledger Balance \$	Statement Balance \$	Variance \$
01/04/2022	VISA DEBIT PURCHASE CARD 3024 SHARE WEAL* SHARE WEAL SOUTHLAND CEN EFFECTIVE DATE 30 MAR 2022	55.00		35,278.67		
14/04/2022	TRANSFER FROM QUICKSUPER QUICKSPR3186432887		200.00	35,478.67		
14/04/2022	TRANSFER FROM QUICKSUPER QUICKSPR3186432842		641.67	36,120.34		
19/04/2022	ANZ INTERNET BANKING BPAY TAX OFFICE PAYMENT {200960} EFFECTIVE DATE 15 APR 2022	428.00		35,692.34		
28/04/2022	TRANSFER FROM QUICKSUPER QUICKSPR3194972721		200.00	35,892.34		
28/04/2022	TRANSFER FROM QUICKSUPER QUICKSPR3194972567		641.66	36,534.00		
29/04/2022	CREDIT INTEREST PAID		0.28	36,534.28		
03/05/2022	VISA DEBIT PURCHASE CARD 3024 SHARE WEAL* SHARE WEAL SOUTHLAND CEN EFFECTIVE DATE 30 APR 2022	27.50		36,506.78		
03/05/2022	VISA DEBIT PURCHASE CARD 3024 SHARE WEAL* SHARE WEAL SOUTHLAND CEN EFFECTIVE DATE 30 APR 2022	55.00		36,451.78		
12/05/2022	TRANSFER FROM QUICKSUPER QUICKSPR3205328615		200.00	36,651.78		
12/05/2022	TRANSFER FROM QUICKSUPER QUICKSPR3205328565		641.66	37,293.44		
26/05/2022	TRANSFER FROM QUICKSUPER QUICKSPR3215251711		200.00	37,493.44		
26/05/2022	TRANSFER FROM QUICKSUPER QUICKSPR3215251654		641.66	38,135.10		
31/05/2022	CREDIT INTEREST PAID		0.33	38,135.43		
02/06/2022	VISA DEBIT PURCHASE CARD 3024 SHARE WEAL* SHARE WEAL SOUTHLAND CEN EFFECTIVE DATE 30 MAY 2022	27.50		38,107.93		
02/06/2022	VISA DEBIT PURCHASE CARD 3024 SHARE WEAL* SHARE WEAL SOUTHLAND CEN EFFECTIVE DATE 30 MAY 2022	55.00		38,052.93		
09/06/2022	TRANSFER FROM QUICKSUPER QUICKSPR3225454175		200.00	38,252.93		
17/06/2022	TRANSFER FROM QUICKSUPER QUICKSPR3231536319		200.00	38,452.93		
17/06/2022	TRANSFER FROM QUICKSUPER QUICKSPR3231536080		802.73	39,255.66		



**Karen Glover Super Fund**  
**Bank Statement Report**

For The Period 01 July 2021 to 30 June 2022

Date	Description	Debit \$	Credit \$	Ledger Balance \$	Statement Balance \$	Variance \$
30/06/2022	CREDIT INTEREST PAID		0.31	39,255.97		
30/06/2022	CLOSING BALANCE			39,255.97		
		<u>4,899.72</u>	<u>18,992.45</u>			

# Karen Glover Super Fund Bank Statement Report

For The Period 01 July 2021 to 30 June 2022

**Chart Code:** 60400 / SAXOAUDAC

**Account Name:** Saxo AUD Cash Account

**BSB and Account Number:**

<b>Opening Balance</b>	-	<b>Total Debits</b>	+	<b>Total Credits</b>	=	<b>Closing Balance</b>	<b>Data Feed Used</b>
\$ 14,848.02		\$ 330,298.86		\$ 331,457.09		\$ 16,006.25	

Date	Description	Debit \$	Credit \$	Ledger Balance \$	Statement Balance \$	Variance \$
01/07/2021	Opening Balance			14,848.02		
02/07/2021	Corporate Actions NAB:xasx 0 [System Matched Income Data]		307.20	15,155.22		
02/07/2021	Corporate Actions CSR:xasx 0 [System Matched Income Data]		635.52	15,790.74		
15/07/2021	Shares ANZ:xasx 2076066980		12,196.21	27,986.95		
28/07/2021	Shares EDV:xasx 2085618482		1,933.41	29,920.36		
29/07/2021	Shares SEK:xasx 2086616164		11,671.00	41,591.36		
05/08/2021	Shares FMG:xasx 2092080218		12,950.02	54,541.38		
06/08/2021	Shares JBH:xasx 2093010551	12,718.59		41,822.79		
23/08/2021	Shares QAN:xasx 2103968672		12,741.58	54,564.37		
27/08/2021	Shares JBH:xasx 2107570459		11,861.17	66,425.54		
10/09/2021	Corporate Actions JBH:xasx 0 [System Matched Income Data]		278.20	66,703.74		
15/09/2021	Shares TCL:xasx 2120672638	13,118.66		53,585.08		
15/09/2021	Shares SEK:xasx 2120672672	13,154.68		40,430.40		
15/09/2021	Shares REA:xasx 2120671877	14,025.85		26,404.55		
20/09/2021	Shares ORG:xasx 2123912757	13,358.81		13,045.74		
21/09/2021	Shares SEK:xasx 2125371152		11,966.30	25,012.04		
29/09/2021	Shares WOW:xasx 5002359302		11,246.82	36,258.86		

**Karen Glover Super Fund**

**Bank Statement Report**

For The Period 01 July 2021 to 30 June 2022

Date	Description	Debit \$	Credit \$	Ledger Balance \$	Statement Balance \$	Variance \$
30/09/2021	Corporate Actions RHC:xasx 0 [System Matched Income Data]		206.00	36,464.86		
07/10/2021	Shares FPH:xasx 5012508811		12,690.02	49,154.88		
08/10/2021	Corporate Actions WOW:xasx 0 [System Matched Income Data]		162.25	49,317.13		
13/10/2021	Corporate Actions IJH:xasx 0 [System Matched Income Data]		410.21	49,727.34		
25/10/2021	Corporate Actions TCLR:xasx 0 [Renounceable Rights Issue - Sold / transferred 105 units of TCLR.AX. ]		31.50	49,758.84		
03/11/2021	Shares ORG:xasx 5034633771		14,930.14	64,688.98		
04/11/2021	Shares WES:xasx 5035691995	14,422.87		50,266.11		
04/11/2021	Shares NCM:xasx 5035686039	14,216.05		36,050.06		
04/11/2021	Shares JHX:xasx 5035685568	13,668.49		22,381.57		
05/11/2021	Shares COH:xasx 5036936106	16,334.07		6,047.50		
02/12/2021	Corporate Actions WES:xasx 0 [Return of Capital: \$2 per unit]		490.00	6,537.50		
10/12/2021	Corporate Actions CSR:xasx 0 [System Matched Income Data]		357.48	6,894.98		
14/12/2021	Shares NCM:xasx 5075366629		13,632.24	20,527.22		
20/12/2021	Corporate Actions JHX:xasx 0		104.23	20,631.45		
29/12/2021	Shares BSL:xasx 5086739701	17,383.99		3,247.46		
06/01/2022	Corporate Actions IJH:xasx 0 [System Matched Income Data]		403.54	3,651.00		
24/01/2022	Corporate Actions IJH:xasx 0		429.42	4,080.42		
22/02/2022	Corporate Actions TCL:xasx 0 [System Matched Income Data]		142.50	4,222.92		
25/02/2022	Shares JHX:xasx 5152275519		11,294.10	15,517.02		
25/02/2022	Shares WES:xasx 5152277273		11,881.84	27,398.86		
25/02/2022	Shares BSL:xasx 5152272636		15,661.21	43,060.07		

**Karen Glover Super Fund**  
**Bank Statement Report**

For The Period 01 July 2021 to 30 June 2022

Date	Description	Debit \$	Credit \$	Ledger Balance \$	Statement Balance \$	Variance \$
25/02/2022	Shares REA:xasx 5152276529		12,138.41	55,198.48		
25/02/2022	Shares RHC:xasx 5152276510		13,290.30	68,488.78		
01/03/2022	Shares VAS:xasx 5155609030	60,482.77		8,006.01		
09/03/2022	Shares IJH:xasx 5166653806		132,787.88	140,793.89		
10/03/2022	Shares VAS:xasx 5168820822	37,016.55		103,777.34		
24/03/2022	Shares VTS:xasx 5182700424	90,397.48		13,379.86		
29/03/2022	Corporate Actions BSL:xasx 0 [System Matched Income Data]		206.25	13,586.11		
30/03/2022	Corporate Actions WES:xasx 0 [System Matched Income Data]		196.00	13,782.11		
21/04/2022	Corporate Actions COH:xasx 0		37.98	13,820.09		
21/04/2022	Corporate Actions VAS:xasx 0 [System Matched Income Data]		2,115.63	15,935.72		
25/04/2022	Corporate Actions COH:xasx 0		70.53	16,006.25		
30/06/2022	CLOSING BALANCE			16,006.25		
		330,298.86	331,457.09			

# Karen Glover Super Fund

## Bank Statement Report

For The Period 01 July 2021 to 30 June 2022

**Chart Code:** 60400 / SAXOUSDAC

**Account Name:** Saxo USD Cash Account

**BSB and Account Number:**

<b>Opening Balance</b>	-	<b>Total Debits</b>	+	<b>Total Credits</b>	=	<b>Closing Balance</b>	<b>Data Feed Used</b>
\$ 2,226.53		\$ 651,041.70		\$ 671,928.51		\$ 23,113.34	

Date	Description	Debit \$	Credit \$	Ledger Balance \$	Statement Balance \$	Variance \$
01/07/2021	Opening Balance			2,226.53		
01/07/2021	Client Custody Fee Shares - Jun 2021	34.29		2,192.24		
01/07/2021	VAT on Fee Client SH - 01-07-2021	3.43		2,188.81		
07/07/2021	Shares UAL:xnas 2068989949		20,171.00	22,359.81		
09/07/2021	Shares VLO:xnys 2071265740		23,983.33	46,343.14		
12/07/2021	Corporate Actions FDX:xnys 0		70.79	46,413.93		
27/07/2021	Shares HAE:xnys 2084944432		22,063.73	68,477.66		
30/07/2021	Corporate Actions QQQ:xnas 0		182.78	68,660.44		
02/08/2021	Client Custody Fee Shares - Jul 2021	38.30		68,622.14		
02/08/2021	VAT on Fee Client SH - 02-08-2021	3.83		68,618.31		
04/08/2021	Shares FDX:xnys 2091436610		31,320.86	99,939.17		
05/08/2021	Shares INTC:xnas 2092494460	21,808.49		78,130.68		
05/08/2021	Shares DIS:xnys 2092517737	21,720.23		56,410.45		
13/08/2021	Corporate Actions MS:xnys 0		178.41	56,588.86		
20/08/2021	Shares SBUX:xnas 2103416842		25,114.34	81,703.20		
27/08/2021	Corporate Actions SBUX:xnas 0		82.86	81,786.06		
01/09/2021	Client Custody Fee Shares - Aug 2021	35.55		81,750.51		

**Karen Glover Super Fund****Bank Statement Report**

For The Period 01 July 2021 to 30 June 2022

Date	Description	Debit \$	Credit \$	Ledger Balance \$	Statement Balance \$	Variance \$
01/09/2021	VAT on Fee Client SH - 01-09-2021	3.55		81,746.96		
13/09/2021	Shares BIIB:xnas 2119095557		26,788.77	108,535.73		
20/09/2021	Shares TSN:xnys 2124561924	21,779.42		86,756.31		
20/09/2021	Shares QCOM:xnas 2124585620		22,531.57	109,287.88		
20/09/2021	Shares C:xnys 2124593186	21,381.48		87,906.40		
20/09/2021	Shares AMZN:xnas 2124584041	18,769.22		69,137.18		
20/09/2021	Shares AMD:xnas 2124579636	21,467.92		47,669.26		
21/09/2021	Shares QQQ:xnas 2125839343		202,341.32	250,010.58		
22/09/2021	Shares MS:xnys 2126848392		30,271.86	280,282.44		
23/09/2021	Corporate Actions QCOM:xnas 0		98.94	280,381.38		
01/10/2021	Client Custody Fee Shares - Sep 2021	27.90		280,353.48		
01/10/2021	VAT on Fee Client SH - 01-10-2021	2.79		280,350.69		
07/10/2021	Shares AMZN:xnas 5013124781		18,073.77	298,424.46		
19/10/2021	Shares QQQ:xnas 5023149294	200,722.71		97,701.75		
25/10/2021	Shares INTC:xnas 5027554546		19,905.96	117,607.71		
29/10/2021	Corporate Actions QQQ:xnas 0		186.50	117,794.21		
01/11/2021	Client Custody Fee Shares - Oct 2021	19.01		117,775.20		
01/11/2021	VAT on Fee Client SH - 01-11-2021	1.91		117,773.29		
02/11/2021	Shares DIS:xnys 5033988390		21,077.78	138,851.07		
03/11/2021	Shares HFC:xnys 5035078884	23,210.52		115,640.55		
03/11/2021	Shares BSX:xnys 5035075025	20,246.01		95,394.54		

**Karen Glover Super Fund****Bank Statement Report**

For The Period 01 July 2021 to 30 June 2022

Date	Description	Debit \$	Credit \$	Ledger Balance \$	Statement Balance \$	Variance \$
04/11/2021	Shares AMGN:xnas 5036194857	21,993.41		73,401.13		
16/11/2021	Shares BSX:xnys 5046040098		19,624.86	93,025.99		
17/11/2021	Shares NFLX:xnas 5046647283	23,693.88		69,332.11		
18/11/2021	Shares FDX:xnys 5047749978	23,193.11		46,139.00		
22/11/2021	Shares HFC:xnys 5050364457		22,192.55	68,331.55		
24/11/2021	Corporate Actions C:xnys 0		136.50	68,468.05		
24/11/2021	Shares UAL:xnas 5053260064	23,433.68		45,034.37		
24/11/2021	Shares INTC:xnas 5053257448	23,752.70		21,281.67		
29/11/2021	Shares UAL:xnas 5058890896		22,072.87	43,354.54		
01/12/2021	Client Custody Fee Shares - Nov 2021	36.00		43,318.54		
01/12/2021	VAT on Fee Client SH - 01-12-2021	3.60		43,314.94		
08/12/2021	Corporate Actions AMGN:xnas 0		157.30	43,472.24		
15/12/2021	Corporate Actions TSN:xnys 0		115.42	43,587.66		
27/12/2021	Corporate Actions FDX:xnys 0		59.92	43,647.58		
29/12/2021	Shares AMZN:xnas 5087204554	23,631.33		20,016.25		
31/12/2021	Corporate Actions QQQ:xnas 0		230.26	20,246.51		
03/01/2022	Client Custody Fee Shares - Dec 2021	39.79		20,206.72		
03/01/2022	VAT on Fee Client SH - 03-01-2022	3.97		20,202.75		
13/01/2022	Shares AMZN:xnas 5101032136		22,651.27	42,854.02		
01/02/2022	Client Custody Fee Shares - Jan 2022	40.35		42,813.67		
01/02/2022	VAT on Fee Client SH - 01-02-2022	4.03		42,809.64		

**Karen Glover Super Fund****Bank Statement Report**

For The Period 01 July 2021 to 30 June 2022

Date	Description	Debit \$	Credit \$	Ledger Balance \$	Statement Balance \$	Variance \$
24/02/2022	Shares INTC:xnas 5151287995		21,374.74	64,184.38		
24/02/2022	Shares FDX:xnys 5151316781		19,661.60	83,845.98		
24/02/2022	Shares AMGN:xnas 5151300128		22,797.74	106,643.72		
25/02/2022	Corporate Actions C:xnys 0		136.70	106,780.42		
01/03/2022	Client Custody Fee Shares - Feb 2022	32.16		106,748.26		
01/03/2022	VAT on Fee Client SH - 01-03-2022	3.22		106,745.04		
01/03/2022	Corporate Actions INTC:xnas 0		150.00	106,895.04		
08/03/2022	Corporate Actions AMGN:xnas 0		169.20	107,064.24		
09/03/2022	Shares C:xnys 5167817434		17,750.40	124,814.64		
09/03/2022	Shares NFLX:xnas 5167814635		12,242.76	137,057.40		
15/03/2022	Corporate Actions TSN:xnys 0		114.26	137,171.66		
15/03/2022	Shares TSN:xnys 5174437379		24,889.17	162,060.83		
23/03/2022	Shares IJH:arcx 5182089154	108,602.45		53,458.38		
29/03/2022	Shares AMGN:xnas 5187200693	24,238.67		29,219.71		
30/03/2022	Corporate Actions IJH:arcx 0		286.87	29,506.58		
01/04/2022	Client Custody Fee Shares - Mar 2022	26.37		29,480.21		
01/04/2022	VAT on Fee Client SH - 01-04-2022	2.63		29,477.58		
29/04/2022	Corporate Actions QQQ:xnas 0		206.30	29,683.88		
02/05/2022	VAT on Fee Client SH - 02-05-2022	3.52		29,680.36		
02/05/2022	Client Custody Fee Shares - Apr 2022	35.17		29,645.19		
01/06/2022	Client Custody Fee Shares - May 2022	32.77		29,612.42		



**Karen Glover Super Fund**  
**Bank Statement Report**

For The Period 01 July 2021 to 30 June 2022

Date	Description	Debit \$	Credit \$	Ledger Balance \$	Statement Balance \$	Variance \$
01/06/2022	VAT on Fee Client SH - 01-06-2022	3.28		29,609.14		
08/06/2022	Corporate Actions AMGN:xnas 0		171.72	29,780.86		
15/06/2022	Corporate Actions IJH:arcx 0		291.53	30,072.39		
30/06/2022	Forex Loss	6,959.05		23,113.34		
30/06/2022	CLOSING BALANCE			23,113.34		
		<u>651,041.70</u>	<u>671,928.51</u>			



# ANZ BUSINESS ESSENTIALS STATEMENT

STATEMENT NUMBER 38

14 JUNE 2021 TO 14 JULY 2021

THE DIRECTOR  
KAREN GLOVER SUPER FUND PTY LTD  
1/46 FIELD AVE  
EDITHVALE VIC 3196

## WELCOME TO YOUR ANZ ACCOUNT AT A GLANCE

### Account Details

KAREN GLOVER SUPER FUND PTY LTD  
ACN 623823772 ATF  
KAREN GLOVER SUPER FUND

### Branch Number (BSB)

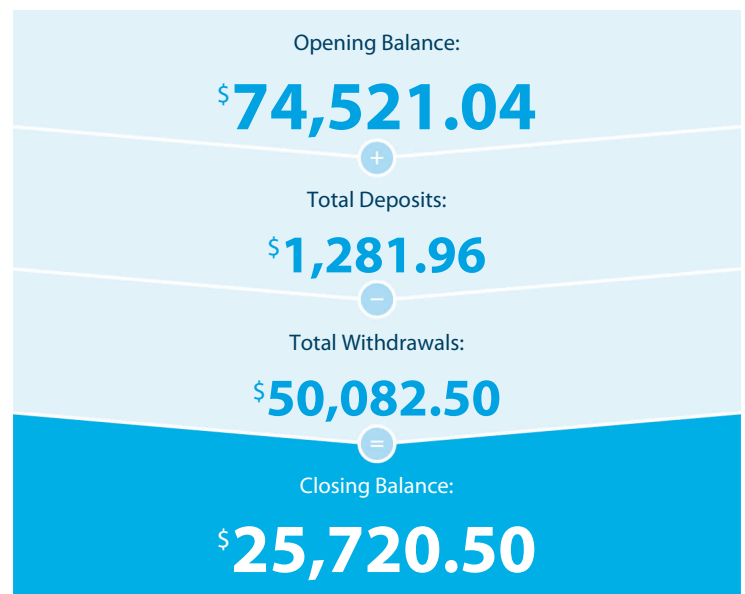
016-268

### Account Number

4677-48565

### Account Descriptor

BUS PREMIUM SAVER



## NEED TO GET IN TOUCH?



**ANZ Internet Banking**  
anz.com

OR



**Enquiries:** 13 13 14  
**Lost/Stolen Cards:** 1800 033 844

# ANZ BUSINESS ESSENTIALS STATEMENT

Account Number 4677-48565

## Transaction Details

Please retain this statement for taxation purposes

Date	Transaction Details	Withdrawals (\$)	Deposits (\$)	Balance (\$)
<b>2021</b>				
<b>14 JUN</b>	<b>OPENING BALANCE</b>			<b>74,521.04</b>
21 JUN	<b>ANZ INTERNET BANKING FUNDS TFER</b> TRANSFER 107078 TO 013352284656529	50,000.00		24,521.04
24 JUN	<b>TRANSFER</b> FROM SMARTSALARY 001346697000906010		150.00	24,671.04
24 JUN	<b>TRANSFER</b> FROM QUICKSUPER QUICKSPR2992012913		489.76	25,160.80
30 JUN	<b>CREDIT INTEREST PAID</b>		2.44	25,163.24
02 JUL	<b>VISA DEBIT PURCHASE CARD 3024</b> SHARE WEAL* SHARE WEAL SOUTHLAND CEN EFFECTIVE DATE 30 JUN 2021	27.50		25,135.74
02 JUL	<b>VISA DEBIT PURCHASE CARD 3024</b> SHARE WEAL* SHARE WEAL SOUTHLAND CEN EFFECTIVE DATE 30 JUN 2021	55.00		25,080.74
08 JUL	<b>TRANSFER</b> FROM SMARTSALARY 001365186000906010		150.00	25,230.74
08 JUL	<b>TRANSFER</b> FROM QUICKSUPER QUICKSPR3001606078		489.76	25,720.50
	<b>TOTALS AT END OF PAGE</b>	<b>\$50,082.50</b>	<b>\$1,281.96</b>	
	<b>TOTALS AT END OF PERIOD</b>	<b>\$50,082.50</b>	<b>\$1,281.96</b>	<b>\$25,720.50</b>

## This Statement Includes

Interest earned on deposits	\$2.44
-----------------------------	--------

## Yearly Summary

Previous Year to 30/06/2021 (\$)

Interest earned on deposits	34.06
<b>Fees Charged</b>	
ANZ bank account fee	7.80
<b>Total</b>	<b>\$7.80</b>

# ANZ BUSINESS ESSENTIALS STATEMENT

Account Number 4677-48565

## Fee Summary

Fees Charged for period: 01 JUN 2021 to 30 JUN 2021

### Summary of ANZ Transaction Fees

	Transactions		Fee Per Transaction (\$)	Total Charge (\$)
	Total	Free Additional		
<b>Transaction Fees</b>				
INTERNET/ONLINE WDL	1.00	1.00	0.60	0.00
EFTPOS/PHONE BANKING WDL	6.00	6.00	0.60	0.00
<b>Total Transaction Fees Charged</b>				<b>\$0.00</b>

**Please note:** Overseas transaction fees, overseas ATM fees and non ANZ ATM operator fees not included

**Please note:** Your fee cycle may not always reconcile with your statement cycle. This statement date ends on 14/07/21 and the monthly fee cycle, as appears above, ended on 30/06/21.

### Summary of Relationship Benefit for this account

Amount (\$)

<b>Your Relationship Benefit</b>	<b>4.20</b>
<b>This is made up of:</b>	
Value of Free Transactions	4.20

### No transaction fees\* for ANZ cardholders across the new atm by Armaguard network

As an ANZ cardholder you can withdraw cash or make a balance enquiry, with no transaction fee\* at any atm by Armaguard ATM.

\*Terms and conditions apply.

Visit [www.anz.com.au/ways-to-bank/atms](http://www.anz.com.au/ways-to-bank/atms) for further detail and terms and conditions.

## IMPORTANT INFORMATION

### PLEASE CHECK THE ENTRIES AND CALL 13 13 14 REGARDING ANY ERRORS ON THIS STATEMENT.

All entries generated are subject to authorisation and verification and if necessary, adjustments will appear on a later statement.

If you have a complaint or unresolved issue with ANZ's product or service please call our National Feedback Line **1800 805 154** and advise us. Further information in relation to ANZ's dispute resolution process and this product (including details of benefits or fees and charges) is available on request and you can access this information by reviewing the Terms and Conditions, and Fees and Charges brochures which can be found at [www.anz.com](http://www.anz.com) or by calling **13 13 14**.



# ANZ BUSINESS ESSENTIALS STATEMENT

STATEMENT NUMBER 39  
14 JULY 2021 TO 13 AUGUST 2021

THE DIRECTOR  
KAREN GLOVER SUPER FUND PTY LTD  
1/46 FIELD AVE  
EDITHVALE VIC 3196

## WELCOME TO YOUR ANZ ACCOUNT AT A GLANCE

### Account Details

KAREN GLOVER SUPER FUND PTY LTD  
ACN 623823772 ATF  
KAREN GLOVER SUPER FUND

### Branch Number (BSB)

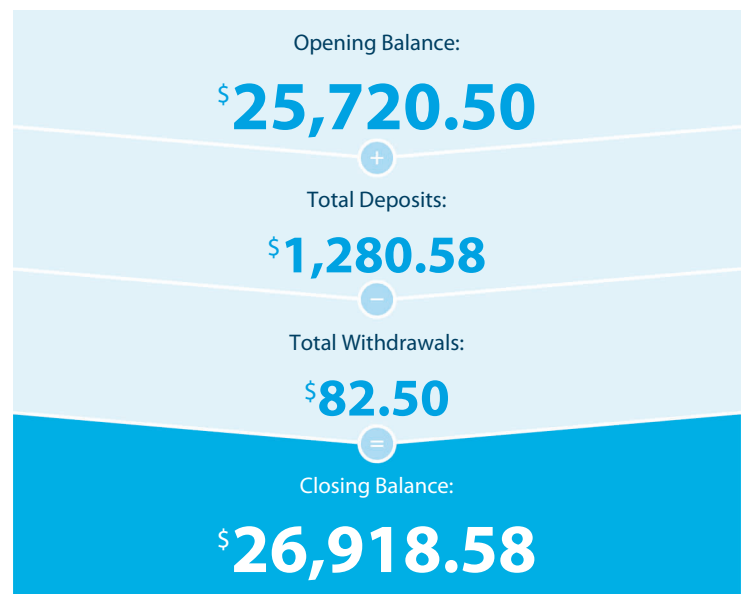
016-268

### Account Number

4677-48565

### Account Descriptor

BUS PREMIUM SAVER



## NEED TO GET IN TOUCH?



**ANZ Internet Banking**  
anz.com

OR



**Enquiries:** 13 13 14  
**Lost/Stolen Cards:** 1800 033 844

# ANZ BUSINESS ESSENTIALS STATEMENT

Account Number 4677-48565

## Transaction Details

Please retain this statement for taxation purposes

Date	Transaction Details	Withdrawals (\$)	Deposits (\$)	Balance (\$)
<b>2021</b>				
<b>14 JUL</b>	<b>OPENING BALANCE</b>			<b>25,720.50</b>
22 JUL	<b>TRANSFER</b> FROM SMARTSALARY 001381472000906010		150.00	25,870.50
22 JUL	<b>TRANSFER</b> FROM QUICKSUPER QUICKSPR3010925516		489.76	26,360.26
30 JUL	<b>CREDIT INTEREST PAID</b>		1.06	26,361.32
02 AUG	<b>VISA DEBIT PURCHASE CARD 3024</b> SHARE WEAL* SHARE WEAL SOUTHLAND CEN EFFECTIVE DATE 30 JUL 2021	27.50		26,333.82
02 AUG	<b>VISA DEBIT PURCHASE CARD 3024</b> SHARE WEAL* SHARE WEAL SOUTHLAND CEN EFFECTIVE DATE 30 JUL 2021	55.00		26,278.82
05 AUG	<b>TRANSFER</b> FROM SMARTSALARY 001397082000906010		150.00	26,428.82
05 AUG	<b>TRANSFER</b> FROM QUICKSUPER QUICKSPR3019879322		489.76	26,918.58
	<b>TOTALS AT END OF PAGE</b>	<b>\$82.50</b>	<b>\$1,280.58</b>	
	<b>TOTALS AT END OF PERIOD</b>	<b>\$82.50</b>	<b>\$1,280.58</b>	<b>\$26,918.58</b>

## This Statement Includes

Interest earned on deposits	\$1.06
-----------------------------	--------

## Fee Summary

Fees Charged for period: 01 JUL 2021 to 30 JUL 2021

### Summary of ANZ Transaction Fees

Transaction Fees	Transactions			Fee Per Transaction (\$)	Total Charge (\$)
	Total	Free	Additional		
EFTPOS/PHONE BANKING WDL	6.00	6.00		0.60	0.00
<b>Total Transaction Fees Charged</b>					<b>\$0.00</b>

**Please note:** Overseas transaction fees, overseas ATM fees and non ANZ ATM operator fees not included

**Please note:** Your fee cycle may not always reconcile with your statement cycle. This statement date ends on 13/08/21 and the monthly fee cycle, as appears above, ended on 30/07/21.

# ANZ BUSINESS ESSENTIALS STATEMENT

Account Number 4677-48565

Summary of Relationship Benefit for this account	Amount (\$)
<b>Your Relationship Benefit</b>	<b>3.60</b>
<b>This is made up of:</b>	
Value of Free Transactions	3.60

## No transaction fees\* for ANZ cardholders across the new atm by Armaguard network

As an ANZ cardholder you can withdraw cash or make a balance enquiry, with no transaction fee\* at any atm by Armaguard ATM.

\*Terms and conditions apply.

Visit [www.anz.com.au/ways-to-bank/atms](http://www.anz.com.au/ways-to-bank/atms) for further detail and terms and conditions.

## IMPORTANT INFORMATION

### PLEASE CHECK THE ENTRIES AND CALL 13 13 14 REGARDING ANY ERRORS ON THIS STATEMENT.

All entries generated are subject to authorisation and verification and if necessary, adjustments will appear on a later statement.

If you have a complaint or unresolved issue with ANZ's product or service please call our National Feedback Line **1800 805 154** and advise us. Further information in relation to ANZ's dispute resolution process and this product (including details of benefits or fees and charges) is available on request and you can access this information by reviewing the Terms and Conditions, and Fees and Charges brochures which can be found at [www.anz.com](http://www.anz.com) or by calling **13 13 14**.



# ANZ BUSINESS ESSENTIALS STATEMENT

STATEMENT NUMBER 40

13 AUGUST 2021 TO 14 SEPTEMBER 2021

THE DIRECTOR  
KAREN GLOVER SUPER FUND PTY LTD  
1/46 FIELD AVE  
EDITHVALE VIC 3196

## WELCOME TO YOUR ANZ ACCOUNT AT A GLANCE

### Account Details

KAREN GLOVER SUPER FUND PTY LTD  
ACN 623823772 ATF  
KAREN GLOVER SUPER FUND

### Branch Number (BSB)

016-268

### Account Number

4677-48565

### Account Descriptor

BUS PREMIUM SAVER



## NEED TO GET IN TOUCH?



**ANZ Internet Banking**  
anz.com

OR



**Enquiries:** 13 13 14  
**Lost/Stolen Cards:** 1800 033 844



# ANZ BUSINESS ESSENTIALS STATEMENT

Account Number 4677-48565

## Transaction Details

Please retain this statement for taxation purposes

Date	Transaction Details	Withdrawals (\$)	Deposits (\$)	Balance (\$)
<b>2021</b>				
<b>13 AUG</b>	<b>OPENING BALANCE</b>			<b>26,918.58</b>
19 AUG	<b>TRANSFER</b> FROM SMARTSALARY 001413484000906010		150.00	27,068.58
19 AUG	<b>TRANSFER</b> FROM QUICKSUPER QUICKSPR3029057197		489.76	27,558.34
31 AUG	<b>CREDIT INTEREST PAID</b>		1.18	27,559.52
01 SEP	<b>VISA DEBIT PURCHASE CARD 3024</b> SHARE WEAL* SHARE WEAL SOUTHLAND CEN EFFECTIVE DATE 30 AUG 2021	27.50		27,532.02
01 SEP	<b>VISA DEBIT PURCHASE CARD 3024</b> SHARE WEAL* SHARE WEAL SOUTHLAND CEN EFFECTIVE DATE 30 AUG 2021	55.00		27,477.02
01 SEP	<b>VISA DEBIT PURCHASE CARD 3024</b> SMSF GATEWAY SERVICE MELBOURNE EFFECTIVE DATE 29 AUG 2021	59.99		27,417.03
08 SEP	<b>TRANSFER</b> FROM QUICKSUPER QUICKSPR3041618947		354.99	27,772.02
	<b>TOTALS AT END OF PAGE</b>	<b>\$142.49</b>	<b>\$995.93</b>	
	<b>TOTALS AT END OF PERIOD</b>	<b>\$142.49</b>	<b>\$995.93</b>	<b>\$27,772.02</b>

## This Statement Includes

Interest earned on deposits	\$1.18
-----------------------------	--------

## Fee Summary

Fees Charged for period: 31 JUL 2021 to 31 AUG 2021

### Summary of ANZ Transaction Fees

Transaction Fees	Transactions		Fee Per Transaction (\$)	Total Charge (\$)
	Total	Free Additional		
EFTPOS/PHONE BANKING WDL	6.00	6.00	0.60	0.00
<b>Total Transaction Fees Charged</b>				<b>\$0.00</b>

**Please note:** Overseas transaction fees, overseas ATM fees and non ANZ ATM operator fees not included

**Please note:** Your fee cycle may not always reconcile with your statement cycle. This statement date ends on 14/09/21 and the monthly fee cycle, as appears above, ended on 31/08/21.

# ANZ BUSINESS ESSENTIALS STATEMENT

Account Number 4677-48565

Summary of Relationship Benefit for this account	Amount (\$)
<b>Your Relationship Benefit</b>	<b>3.60</b>
<b>This is made up of:</b>	
Value of Free Transactions	3.60

## No transaction fees\* for ANZ cardholders across the new atm by Armaguard network

As an ANZ cardholder you can withdraw cash or make a balance enquiry, with no transaction fee\* at any atm by Armaguard ATM.

\*Terms and conditions apply.

Visit [www.anz.com.au/ways-to-bank/atms](http://www.anz.com.au/ways-to-bank/atms) for further detail and terms and conditions.

## IMPORTANT INFORMATION

### PLEASE CHECK THE ENTRIES AND CALL 13 13 14 REGARDING ANY ERRORS ON THIS STATEMENT.

All entries generated are subject to authorisation and verification and if necessary, adjustments will appear on a later statement.

If you have a complaint or unresolved issue with ANZ's product or service please call our National Feedback Line **1800 805 154** and advise us. Further information in relation to ANZ's dispute resolution process and this product (including details of benefits or fees and charges) is available on request and you can access this information by reviewing the Terms and Conditions, and Fees and Charges brochures which can be found at [www.anz.com](http://www.anz.com) or by calling **13 13 14**.



# ANZ BUSINESS ESSENTIALS STATEMENT

STATEMENT NUMBER 41

14 SEPTEMBER 2021 TO 14 OCTOBER 2021

THE DIRECTOR  
KAREN GLOVER SUPER FUND PTY LTD  
1/46 FIELD AVE  
EDITHVALE VIC 3196

## WELCOME TO YOUR ANZ ACCOUNT AT A GLANCE

### Account Details

KAREN GLOVER SUPER FUND PTY LTD  
ACN 623823772 ATF  
KAREN GLOVER SUPER FUND

### Branch Number (BSB)

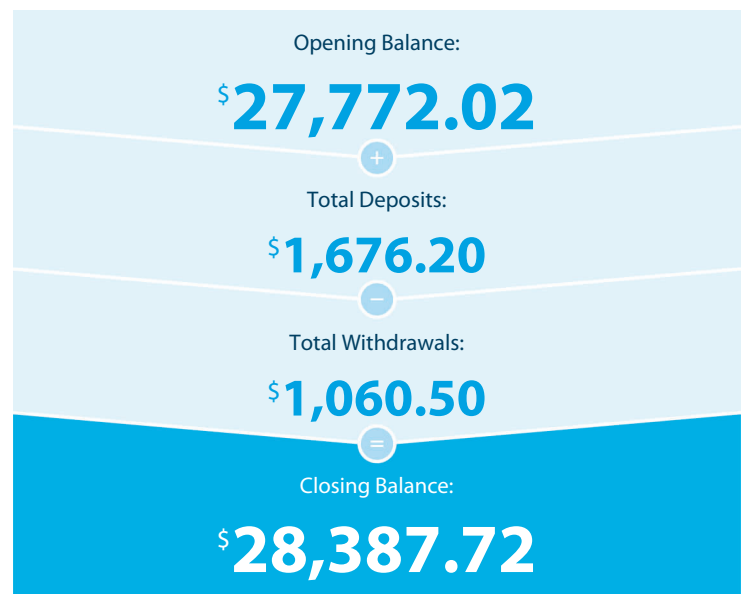
016-268

### Account Number

4677-48565

### Account Descriptor

BUS PREMIUM SAVER



## NEED TO GET IN TOUCH?



**ANZ Internet Banking**  
anz.com

OR



**Enquiries:** 13 13 14  
**Lost/Stolen Cards:** 1800 033 844

# ANZ BUSINESS ESSENTIALS STATEMENT

Account Number 4677-48565

## Transaction Details

Please retain this statement for taxation purposes

Date	Transaction Details	Withdrawals (\$)	Deposits (\$)	Balance (\$)
<b>2021</b>				
<b>14 SEP</b>	<b>OPENING BALANCE</b>			<b>27,772.02</b>
16 SEP	<b>TRANSFER</b> FROM QUICKSUPER QUICKSPR3047130030		575.11	28,347.13
20 SEP	<b>ANZ MOBILE BANKING PAYMENT 333958</b> TO SUPERHELP AUSTRALIA EFFECTIVE DATE 18 SEP 2021	550.00		27,797.13
30 SEP	<b>TRANSFER</b> FROM QUICKSUPER QUICKSPR3055760361		583.22	28,380.35
30 SEP	<b>CREDIT INTEREST PAID</b>		1.14	28,381.49
04 OCT	<b>VISA DEBIT PURCHASE CARD 3024</b> SHARE WEAL* SHARE WEAL SOUTHLAND CEN EFFECTIVE DATE 30 SEP 2021	27.50		28,353.99
04 OCT	<b>VISA DEBIT PURCHASE CARD 3024</b> SHARE WEAL* SHARE WEAL SOUTHLAND CEN EFFECTIVE DATE 30 SEP 2021	55.00		28,298.99
06 OCT	<b>ANZ INTERNET BANKING BPAY</b> TAX OFFICE PAYMENT {500429}	428.00		27,870.99
14 OCT	<b>TRANSFER</b> FROM QUICKSUPER QUICKSPR3064845815		516.73	28,387.72
	<b>TOTALS AT END OF PAGE</b>	<b>\$1,060.50</b>	<b>\$1,676.20</b>	
	<b>TOTALS AT END OF PERIOD</b>	<b>\$1,060.50</b>	<b>\$1,676.20</b>	<b>\$28,387.72</b>

## This Statement Includes

Interest earned on deposits	\$1.14
-----------------------------	--------

## Fee Summary

Fees Charged for period: 01 SEP 2021 to 30 SEP 2021

### Summary of ANZ Transaction Fees

Transaction Fees	Transactions		Fee Per Transaction (\$)	Total Charge (\$)
	Total	Free Additional		
EFTPOS/PHONE BANKING WDL	6.00	6.00	0.60	0.00
<b>Total Transaction Fees Charged</b>				<b>\$0.00</b>

**Please note:** Overseas transaction fees, overseas ATM fees and non ANZ ATM operator fees not included

**Please note:** Your fee cycle may not always reconcile with your statement cycle. This statement date ends on 14/10/21 and the monthly fee cycle, as appears above, ended on 30/09/21.

# ANZ BUSINESS ESSENTIALS STATEMENT

Account Number 4677-48565

Summary of Relationship Benefit for this account	Amount (\$)
<b>Your Relationship Benefit</b>	<b>3.60</b>
<b>This is made up of:</b>	
Value of Free Transactions	3.60

## No transaction fees\* for ANZ cardholders across the new atm by Armaguard network

As an ANZ cardholder you can withdraw cash or make a balance enquiry, with no transaction fee\* at any atm by Armaguard ATM.

\*Terms and conditions apply.

Visit [www.anz.com.au/ways-to-bank/atms](http://www.anz.com.au/ways-to-bank/atms) for further detail and terms and conditions.

## IMPORTANT INFORMATION

### PLEASE CHECK THE ENTRIES AND CALL 13 13 14 REGARDING ANY ERRORS ON THIS STATEMENT.

All entries generated are subject to authorisation and verification and if necessary, adjustments will appear on a later statement.

If you have a complaint or unresolved issue with ANZ's product or service please call our National Feedback Line **1800 805 154** and advise us. Further information in relation to ANZ's dispute resolution process and this product (including details of benefits or fees and charges) is available on request and you can access this information by reviewing the Terms and Conditions, and Fees and Charges brochures which can be found at [www.anz.com](http://www.anz.com) or by calling **13 13 14**.



# ANZ BUSINESS ESSENTIALS STATEMENT

STATEMENT NUMBER 42

14 OCTOBER 2021 TO 12 NOVEMBER 2021

THE DIRECTOR  
KAREN GLOVER SUPER FUND PTY LTD  
1/46 FIELD AVE  
EDITHVALE VIC 3196

## WELCOME TO YOUR ANZ ACCOUNT AT A GLANCE

### Account Details

KAREN GLOVER SUPER FUND PTY LTD  
ACN 623823772 ATF  
KAREN GLOVER SUPER FUND

### Branch Number (BSB)

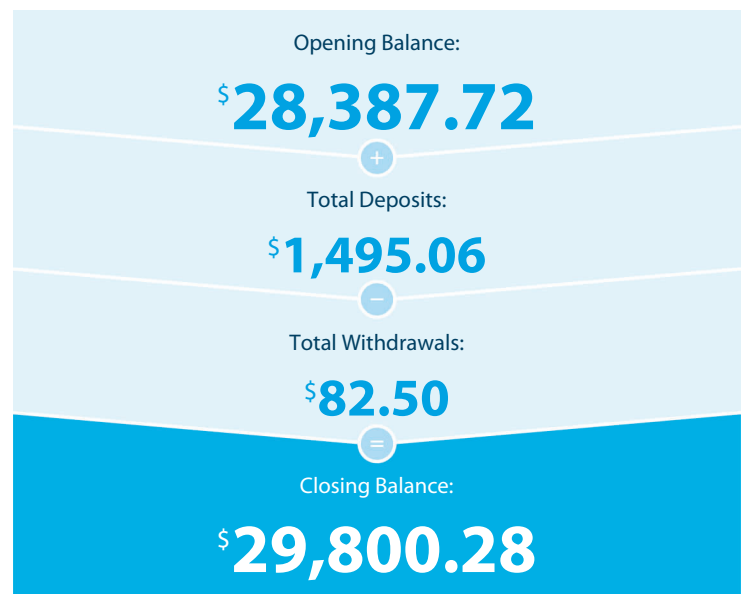
016-268

### Account Number

4677-48565

### Account Descriptor

BUS PREMIUM SAVER



## NEED TO GET IN TOUCH?



**ANZ Internet Banking**  
anz.com

OR



**Enquiries:** 13 13 14  
**Lost/Stolen Cards:** 1800 033 844

# ANZ BUSINESS ESSENTIALS STATEMENT

Account Number 4677-48565

## Transaction Details

Please retain this statement for taxation purposes

Date	Transaction Details	Withdrawals (\$)	Deposits (\$)	Balance (\$)
<b>2021</b>				
<b>14 OCT</b>	<b>OPENING BALANCE</b>			<b>28,387.72</b>
28 OCT	<b>TRANSFER</b> FROM QUICKSUPER QUICKSPR3073915837		664.89	29,052.61
29 OCT	<b>CREDIT INTEREST PAID</b>		0.47	29,053.08
01 NOV	<b>VISA DEBIT PURCHASE CARD 3024</b> SHARE WEAL* SHARE WEAL SOUTHLAND CEN EFFECTIVE DATE 30 OCT 2021	27.50		29,025.58
01 NOV	<b>VISA DEBIT PURCHASE CARD 3024</b> SHARE WEAL* SHARE WEAL SOUTHLAND CEN EFFECTIVE DATE 30 OCT 2021	55.00		28,970.58
11 NOV	<b>TRANSFER</b> FROM QUICKSUPER QUICKSPR3083237251		200.00	29,170.58
11 NOV	<b>TRANSFER</b> FROM QUICKSUPER QUICKSPR3083237083		629.70	29,800.28
	<b>TOTALS AT END OF PAGE</b>	<b>\$82.50</b>	<b>\$1,495.06</b>	
	<b>TOTALS AT END OF PERIOD</b>	<b>\$82.50</b>	<b>\$1,495.06</b>	<b>\$29,800.28</b>

## This Statement Includes

Interest earned on deposits	\$0.47
-----------------------------	--------

## Fee Summary

Fees Charged for period: 01 OCT 2021 to 29 OCT 2021

### Summary of ANZ Transaction Fees

Transaction Fees	Transactions			Fee Per Transaction (\$)	Total Charge (\$)
	Total	Free	Additional		
INTERNET/ONLINE WDL	1.00	1.00		0.60	0.00
EFTPOS/PHONE BANKING WDL	4.00	4.00		0.60	0.00
<b>Total Transaction Fees Charged</b>					<b>\$0.00</b>

**Please note:** Overseas transaction fees, overseas ATM fees and non ANZ ATM operator fees not included

**Please note:** Your fee cycle may not always reconcile with your statement cycle. This statement date ends on 12/11/21 and the monthly fee cycle, as appears above, ended on 29/10/21.

# ANZ BUSINESS ESSENTIALS STATEMENT

Account Number 4677-48565

Summary of Relationship Benefit for this account	Amount (\$)
<b>Your Relationship Benefit</b>	<b>3.00</b>
<b>This is made up of:</b>	
Value of Free Transactions	3.00

## No transaction fees\* for ANZ cardholders across the new atm by Armaguard network

As an ANZ cardholder you can withdraw cash or make a balance enquiry, with no transaction fee\* at any atm by Armaguard ATM.

\*Terms and conditions apply.

Visit [www.anz.com.au/ways-to-bank/atms](http://www.anz.com.au/ways-to-bank/atms) for further detail and terms and conditions.

## IMPORTANT INFORMATION

### PLEASE CHECK THE ENTRIES AND CALL 13 13 14 REGARDING ANY ERRORS ON THIS STATEMENT.

All entries generated are subject to authorisation and verification and if necessary, adjustments will appear on a later statement.

If you have a complaint or unresolved issue with ANZ's product or service please call our National Feedback Line **1800 805 154** and advise us. Further information in relation to ANZ's dispute resolution process and this product (including details of benefits or fees and charges) is available on request and you can access this information by reviewing the Terms and Conditions, and Fees and Charges brochures which can be found at [www.anz.com](http://www.anz.com) or by calling **13 13 14**.





# ANZ BUSINESS ESSENTIALS STATEMENT

STATEMENT NUMBER 43

12 NOVEMBER 2021 TO 14 DECEMBER 2021

THE DIRECTOR  
KAREN GLOVER SUPER FUND PTY LTD  
1/46 FIELD AVE  
EDITHVALE VIC 3196

## WELCOME TO YOUR ANZ ACCOUNT AT A GLANCE

### Account Details

KAREN GLOVER SUPER FUND PTY LTD  
ACN 623823772 ATF  
KAREN GLOVER SUPER FUND

### Branch Number (BSB)

016-268

### Account Number

4677-48565

### Account Descriptor

BUS PREMIUM SAVER



## NEED TO GET IN TOUCH?



**ANZ Internet Banking**  
anz.com

OR



**Enquiries:** 13 13 14  
**Lost/Stolen Cards:** 1800 033 844

# ANZ BUSINESS ESSENTIALS STATEMENT

Account Number 4677-48565

## Transaction Details

Please retain this statement for taxation purposes

Date	Transaction Details	Withdrawals (\$)	Deposits (\$)	Balance (\$)
<b>2021</b>				
<b>12 NOV</b>	<b>OPENING BALANCE</b>			<b>29,800.28</b>
25 NOV	<b>TRANSFER</b> FROM QUICKSUPER QUICKSPR3092669603		200.00	30,000.28
25 NOV	<b>TRANSFER</b> FROM QUICKSUPER QUICKSPR3092669549		629.70	30,629.98
30 NOV	<b>CREDIT INTEREST PAID</b>		0.26	30,630.24
02 DEC	<b>VISA DEBIT PURCHASE CARD 3024</b> SHARE WEAL* SHARE WEAL SOUTHLAND CEN EFFECTIVE DATE 30 NOV 2021	27.50		30,602.74
02 DEC	<b>VISA DEBIT PURCHASE CARD 3024</b> SHARE WEAL* SHARE WEAL SOUTHLAND CEN EFFECTIVE DATE 30 NOV 2021	55.00		30,547.74
09 DEC	<b>TRANSFER</b> FROM QUICKSUPER QUICKSPR3102223497		200.00	30,747.74
09 DEC	<b>TRANSFER</b> FROM QUICKSUPER QUICKSPR3102223443		629.70	31,377.44
	<b>TOTALS AT END OF PAGE</b>	<b>\$82.50</b>	<b>\$1,659.66</b>	
	<b>TOTALS AT END OF PERIOD</b>	<b>\$82.50</b>	<b>\$1,659.66</b>	<b>\$31,377.44</b>

## This Statement Includes

Interest earned on deposits	\$0.26
-----------------------------	--------

## Fee Summary

Fees Charged for period: 30 OCT 2021 to 30 NOV 2021

### Summary of ANZ Transaction Fees

Transaction Fees	Transactions			Fee Per Transaction (\$)	Total Charge (\$)
	Total	Free	Additional		
EFTPOS/PHONE BANKING WDL	6.00	6.00		0.60	0.00
<b>Total Transaction Fees Charged</b>					<b>\$0.00</b>

**Please note:** Overseas transaction fees, overseas ATM fees and non ANZ ATM operator fees not included

**Please note:** Your fee cycle may not always reconcile with your statement cycle. This statement date ends on 14/12/21 and the monthly fee cycle, as appears above, ended on 30/11/21.

# ANZ BUSINESS ESSENTIALS STATEMENT

Account Number 4677-48565

Summary of Relationship Benefit for this account	Amount (\$)
<b>Your Relationship Benefit</b>	<b>3.60</b>
<b>This is made up of:</b>	
Value of Free Transactions	3.60

## IMPORTANT INFORMATION

### PLEASE CHECK THE ENTRIES AND CALL 13 13 14 REGARDING ANY ERRORS ON THIS STATEMENT.

All entries generated are subject to authorisation and verification and if necessary, adjustments will appear on a later statement.

If you have a complaint or unresolved issue with ANZ's product or service please call our National Feedback Line **1800 805 154** and advise us. Further information in relation to ANZ's dispute resolution process and this product (including details of benefits or fees and charges) is available on request and you can access this information by reviewing the Terms and Conditions, and Fees and Charges brochures which can be found at [www.anz.com](http://www.anz.com) or by calling **13 13 14**.



# ANZ BUSINESS ESSENTIALS STATEMENT

STATEMENT NUMBER 44

14 DECEMBER 2021 TO 14 JANUARY 2022

THE DIRECTOR  
KAREN GLOVER SUPER FUND PTY LTD  
1/46 FIELD AVE  
EDITHVALE VIC 3196

## WELCOME TO YOUR ANZ ACCOUNT AT A GLANCE

### Account Details

KAREN GLOVER SUPER FUND PTY LTD  
ACN 623823772 ATF  
KAREN GLOVER SUPER FUND

### Branch Number (BSB)

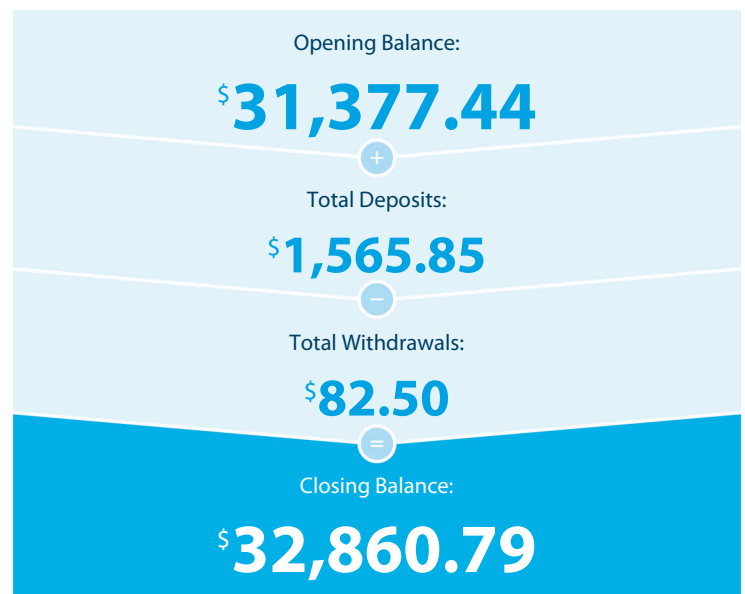
016-268

### Account Number

4677-48565

### Account Descriptor

BUS PREMIUM SAVER



## NEED TO GET IN TOUCH?



**ANZ Internet Banking**  
anz.com

OR



**Enquiries:** 13 13 14  
**Lost/Stolen Cards:** 1800 033 844

# ANZ BUSINESS ESSENTIALS STATEMENT

Account Number 4677-48565

## Transaction Details

Please retain this statement for taxation purposes

Date	Transaction Details	Withdrawals (\$)	Deposits (\$)	Balance (\$)
<b>2021</b>				
<b>14 DEC</b>	<b>OPENING BALANCE</b>			<b>31,377.44</b>
23 DEC	<b>TRANSFER</b> FROM QUICKSUPER QUICKSPR3111692108		200.00	31,577.44
23 DEC	<b>TRANSFER</b> FROM QUICKSUPER QUICKSPR3111692034		629.70	32,207.14
31 DEC	<b>CREDIT INTEREST PAID</b>		0.27	32,207.41
<b>2022</b>				
04 JAN	<b>VISA DEBIT PURCHASE CARD 3024</b> SHARE WEAL* SHARE WEAL SOUTHLAND CEN EFFECTIVE DATE 30 DEC 2021	27.50		32,179.91
04 JAN	<b>VISA DEBIT PURCHASE CARD 3024</b> SHARE WEAL* SHARE WEAL SOUTHLAND CEN EFFECTIVE DATE 30 DEC 2021	55.00		32,124.91
06 JAN	<b>TRANSFER</b> FROM QUICKSUPER QUICKSPR3119006809		200.00	32,324.91
06 JAN	<b>TRANSFER</b> FROM QUICKSUPER QUICKSPR3119006747		535.88	32,860.79
	<b>TOTALS AT END OF PAGE</b>	<b>\$82.50</b>	<b>\$1,565.85</b>	
	<b>TOTALS AT END OF PERIOD</b>	<b>\$82.50</b>	<b>\$1,565.85</b>	<b>\$32,860.79</b>

## This Statement Includes

Interest earned on deposits	\$0.27
-----------------------------	--------

## Fee Summary

Fees Charged for period: 01 DEC 2021 to 31 DEC 2021

### Summary of ANZ Transaction Fees

Transaction Fees	Transactions		Fee Per Transaction (\$)	Total Charge (\$)
	Total	Free Additional		
EFTPOS/PHONE BANKING WDL	6.00	6.00	0.60	0.00
<b>Total Transaction Fees Charged</b>				<b>\$0.00</b>

**Please note:** Overseas transaction fees, overseas ATM fees and non ANZ ATM operator fees not included

**Please note:** Your fee cycle may not always reconcile with your statement cycle. This statement date ends on 14/01/22 and the monthly fee cycle, as appears above, ended on 31/12/21.

# ANZ BUSINESS ESSENTIALS STATEMENT

Account Number 4677-48565

Summary of Relationship Benefit for this account	Amount (\$)
<b>Your Relationship Benefit</b>	<b>3.60</b>
<b>This is made up of:</b>	
Value of Free Transactions	3.60

## IMPORTANT INFORMATION

### PLEASE CHECK THE ENTRIES AND CALL 13 13 14 REGARDING ANY ERRORS ON THIS STATEMENT.

All entries generated are subject to authorisation and verification and if necessary, adjustments will appear on a later statement.

If you have a complaint or unresolved issue with ANZ's product or service please call our National Feedback Line **1800 805 154** and advise us. Further information in relation to ANZ's dispute resolution process and this product (including details of benefits or fees and charges) is available on request and you can access this information by reviewing the Terms and Conditions, and Fees and Charges brochures which can be found at [www.anz.com](http://www.anz.com) or by calling **13 13 14**.



# ANZ BUSINESS ESSENTIALS STATEMENT

STATEMENT NUMBER 45

14 JANUARY 2022 TO 14 FEBRUARY 2022

THE DIRECTOR  
KAREN GLOVER SUPER FUND PTY LTD  
1/46 FIELD AVE  
EDITHVALE VIC 3196

## WELCOME TO YOUR ANZ ACCOUNT AT A GLANCE

### Account Details

KAREN GLOVER SUPER FUND PTY LTD  
ACN 623823772 ATF  
KAREN GLOVER SUPER FUND

### Branch Number (BSB)

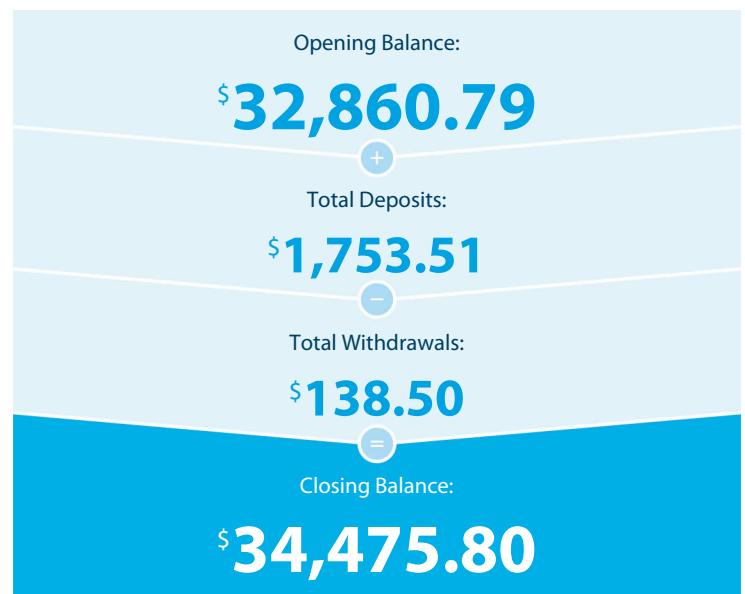
016-268

### Account Number

4677-48565

### Account Descriptor

BUS PREMIUM SAVER



## NEED TO GET IN TOUCH?



**ANZ Internet Banking**  
anz.com

OR



**Enquiries:** 13 13 14  
**Lost/Stolen Cards:** 1800 033 844

# ANZ BUSINESS ESSENTIALS STATEMENT

Account Number 4677-48565

## Transaction Details

Please retain this statement for taxation purposes

Date	Transaction Details	Withdrawals (\$)	Deposits (\$)	Balance (\$)
<b>2022</b>				
<b>14 JAN</b>	<b>OPENING BALANCE</b>			<b>32,860.79</b>
20 JAN	<b>TRANSFER</b> FROM QUICKSUPER QUICKSPR3128260343		200.00	33,060.79
20 JAN	<b>TRANSFER</b> FROM QUICKSUPER QUICKSPR3128260092		402.29	33,463.08
31 JAN	<b>CREDIT INTEREST PAID</b>		0.28	33,463.36
01 FEB	<b>VISA DEBIT PURCHASE CARD 3024</b> SHARE WEAL* SHARE WEAL SOUTHLAND CEN EFFECTIVE DATE 30 JAN 2022	27.50		33,435.86
01 FEB	<b>VISA DEBIT PURCHASE CARD 3024</b> SHARE WEAL* SHARE WEAL SOUTHLAND CEN EFFECTIVE DATE 30 JAN 2022	55.00		33,380.86
03 FEB	<b>TRANSFER</b> FROM QUICKSUPER QUICKSPR3137458719		200.00	33,580.86
03 FEB	<b>TRANSFER</b> FROM QUICKSUPER QUICKSPR3137458578		950.94	34,531.80
07 FEB	<b>ANZ INTERNET BANKING BPAY</b> ASIC {173402}	56.00		34,475.80
	<b>TOTALS AT END OF PAGE</b>	<b>\$138.50</b>	<b>\$1,753.51</b>	
	<b>TOTALS AT END OF PERIOD</b>	<b>\$138.50</b>	<b>\$1,753.51</b>	<b>\$34,475.80</b>

### This Statement Includes

Interest earned on deposits	\$0.28
-----------------------------	--------

### Fee Summary

Fees Charged for period: 01 JAN 2022 to 31 JAN 2022

#### Summary of ANZ Transaction Fees

Transaction Fees	Transactions		Fee Per Transaction (\$)	Total Charge (\$)
	Total	Free Additional		
EFTPOS/PHONE BANKING WDL	6.00	6.00	0.60	0.00
<b>Total Transaction Fees Charged</b>				<b>\$0.00</b>

**Please note:** Overseas transaction fees, overseas ATM fees and non ANZ ATM operator fees not included

**Please note:** Your fee cycle may not always reconcile with your statement cycle. This statement date ends on 14/02/22 and the monthly fee cycle, as appears above, ended on 31/01/22.



# ANZ BUSINESS ESSENTIALS STATEMENT

Account Number 4677-48565

Summary of Relationship Benefit for this account	Amount (\$)
<b>Your Relationship Benefit</b>	<b>3.60</b>
<b>This is made up of:</b>	
Value of Free Transactions	3.60

## IMPORTANT INFORMATION

### PLEASE CHECK THE ENTRIES AND CALL 13 13 14 REGARDING ANY ERRORS ON THIS STATEMENT.

All entries generated are subject to authorisation and verification and if necessary, adjustments will appear on a later statement.

If you have a complaint or unresolved issue with ANZ's product or service please call our National Feedback Line **1800 805 154** and advise us. Further information in relation to ANZ's dispute resolution process and this product (including details of benefits or fees and charges) is available on request and you can access this information by reviewing the Terms and Conditions, and Fees and Charges brochures which can be found at [www.anz.com](http://www.anz.com) or by calling **13 13 14**.



# ANZ BUSINESS ESSENTIALS STATEMENT

STATEMENT NUMBER 46

14 FEBRUARY 2022 TO 14 MARCH 2022

THE DIRECTOR  
KAREN GLOVER SUPER FUND PTY LTD  
1/46 FIELD AVE  
EDITHVALE VIC 3196

## WELCOME TO YOUR ANZ ACCOUNT AT A GLANCE

### Account Details

KAREN GLOVER SUPER FUND PTY LTD  
ACN 623823772 ATF  
KAREN GLOVER SUPER FUND

### Branch Number (BSB)

016-268

### Account Number

4677-48565

### Account Descriptor

BUS PREMIUM SAVER



## NEED TO GET IN TOUCH?



**ANZ Internet Banking**  
anz.com

OR



**Enquiries:** 13 13 14  
**Lost/Stolen Cards:** 1800 033 844

# ANZ BUSINESS ESSENTIALS STATEMENT

Account Number 4677-48565

## Transaction Details

Please retain this statement for taxation purposes

Date	Transaction Details	Withdrawals (\$)	Deposits (\$)	Balance (\$)
<b>2022</b>				
<b>14 FEB</b>	<b>OPENING BALANCE</b>			<b>34,475.80</b>
17 FEB	<b>TRANSFER</b> FROM QUICKSUPER QUICKSPR3147271814		200.00	34,675.80
17 FEB	<b>TRANSFER</b> FROM QUICKSUPER QUICKSPR3147271743		629.70	35,305.50
28 FEB	<b>CREDIT INTEREST PAID</b>		0.27	35,305.77
01 MAR	<b>ANZ INTERNET BANKING BPAY</b> TAX OFFICE PAYMENT {893705}	428.00		34,877.77
02 MAR	<b>VISA DEBIT PURCHASE CARD 3024</b> SHARE WEAL* SHARE WEAL SOUTHLAND CEN EFFECTIVE DATE 28 FEB 2022	27.50		34,850.27
02 MAR	<b>VISA DEBIT PURCHASE CARD 3024</b> SHARE WEAL* SHARE WEAL SOUTHLAND CEN EFFECTIVE DATE 28 FEB 2022	55.00		34,795.27
03 MAR	<b>TRANSFER</b> FROM QUICKSUPER QUICKSPR3157372198		200.00	34,995.27
03 MAR	<b>TRANSFER</b> FROM QUICKSUPER QUICKSPR3157372138		662.35	35,657.62
07 MAR	<b>ANZ INTERNET BANKING BPAY</b> TAX OFFICE PAYMENT {097670} EFFECTIVE DATE 05 MAR 2022	249.00		35,408.62
07 MAR	<b>ANZ INTERNET BANKING BPAY</b> TAX OFFICE PAYMENT {096850} EFFECTIVE DATE 05 MAR 2022	1,710.73		33,697.89
	<b>TOTALS AT END OF PAGE</b>	<b>\$2,470.23</b>	<b>\$1,692.32</b>	
	<b>TOTALS AT END OF PERIOD</b>	<b>\$2,470.23</b>	<b>\$1,692.32</b>	<b>\$33,697.89</b>

## This Statement Includes

Interest earned on deposits	\$0.27
-----------------------------	--------

## Fee Summary

Fees Charged for period: 01 FEB 2022 to 28 FEB 2022

### Summary of ANZ Transaction Fees

Transaction Fees	Transactions		Fee Per Transaction (\$)	Total Charge (\$)
	Total	Free Additional		
INTERNET/ONLINE WDL	1.00	1.00	0.60	0.00
EFTPOS/PHONE BANKING WDL	6.00	6.00	0.60	0.00
<b>Total Transaction Fees Charged</b>				<b>\$0.00</b>

**Please note:** Overseas transaction fees, overseas ATM fees and non ANZ ATM operator fees not included

# ANZ BUSINESS ESSENTIALS STATEMENT

Account Number 4677-48565

**Please note:** Your fee cycle may not always reconcile with your statement cycle. This statement date ends on 14/03/22 and the monthly fee cycle, as appears above, ended on 28/02/22.

Summary of Relationship Benefit for this account Amount (\$)

**Your Relationship Benefit** **4.20**

**This is made up of:**

Value of Free Transactions 4.20

## IMPORTANT INFORMATION

**PLEASE CHECK THE ENTRIES AND CALL 13 13 14 REGARDING ANY ERRORS ON THIS STATEMENT.**

All entries generated are subject to authorisation and verification, and if necessary, adjustments will appear on a later statement.

Further information in relation to this product (including details of benefits or fees and charges) is available on request and you can access this information by reviewing the Terms and Conditions, and Fees and Charges brochures which can be found at [anz.com](http://anz.com) or by calling **13 13 14**.

If you have a complaint about an ANZ product or service, please contact us and we will try to resolve the issue as quickly as possible. Our customer complaints guide is available at <https://www.anz.com.au/support/contact-us/compliments-suggestions-complaints/>, alternatively you may wish to:

**Call**

- General enquiries **13 13 14**

**us:**

- If you're overseas **+61 3 9683 9999**
- ANZ Complaint Resolution Team on **1800 805 154**
- If you're deaf, hard of hearing and/or have a speech impairment, call **133 677** or visit the **National Relay Service** at: <https://nrschat.nrscall.gov.au/nrs/internetrelay>

**Write** ANZ Complaint Resolution Team  
**to us:** Locked Bag 4050,  
South Melbourne VIC 3205  
or **ANZ online complaints form:**  
<https://www.anz.com.au/support/contact-us/compliments-suggestions-complaints/feedback/>

**Visit** At your nearest ANZ branch.  
**us:** If you have a Relationship Manager, please feel free to contact them.

If an issue has not been resolved to your satisfaction, you can lodge a complaint with the Australian Financial Complaints Authority (AFCA). AFCA provides fair and independent financial services complaint resolution that is free to consumers.

**Call:** **1800 931 678** (free call within Australia), **Write Australian Financial Complaints Authority Limited**  
or **+61 1800 931 678** (International) **to:** GPO Box 3,  
**Online:** Email: [info@afca.org.au](mailto:info@afca.org.au) Melbourne VIC 3001  
Web: [www.afca.org.au](http://www.afca.org.au)



# ANZ BUSINESS ESSENTIALS STATEMENT

STATEMENT NUMBER 47  
14 MARCH 2022 TO 14 APRIL 2022

THE DIRECTOR  
KAREN GLOVER SUPER FUND PTY LTD  
1/46 FIELD AVE  
EDITHVALE VIC 3196

## WELCOME TO YOUR ANZ ACCOUNT AT A GLANCE

### Account Details

KAREN GLOVER SUPER FUND PTY LTD  
ACN 623823772 ATF  
KAREN GLOVER SUPER FUND

### Branch Number (BSB)

016-268

### Account Number

4677-48565

### Account Descriptor

BUS PREMIUM SAVER



## NEED TO GET IN TOUCH?



**ANZ Internet Banking**  
anz.com

OR



**Enquiries:** 13 13 14  
**Lost/Stolen Cards:** 1800 033 844

# ANZ BUSINESS ESSENTIALS STATEMENT

Account Number 4677-48565

## Transaction Details

Please retain this statement for taxation purposes

Date	Transaction Details	Withdrawals (\$)	Deposits (\$)	Balance (\$)
<b>2022</b>				
<b>14 MAR</b>	<b>OPENING BALANCE</b>			<b>33,697.89</b>
17 MAR	<b>TRANSFER</b> FROM QUICKSUPER QUICKSPR3167046473		200.00	33,897.89
17 MAR	<b>TRANSFER</b> FROM QUICKSUPER QUICKSPR3167046410		629.70	34,527.59
31 MAR	<b>TRANSFER</b> FROM QUICKSUPER QUICKSPR3176644278		200.00	34,727.59
31 MAR	<b>TRANSFER</b> FROM QUICKSUPER QUICKSPR3176644212		633.29	35,360.88
31 MAR	<b>CREDIT INTEREST PAID</b>		0.29	35,361.17
01 APR	<b>VISA DEBIT PURCHASE CARD 3024</b> SHARE WEAL* SHARE WEAL SOUTHLAND CEN EFFECTIVE DATE 30 MAR 2022	27.50		35,333.67
01 APR	<b>VISA DEBIT PURCHASE CARD 3024</b> SHARE WEAL* SHARE WEAL SOUTHLAND CEN EFFECTIVE DATE 30 MAR 2022	55.00		35,278.67
14 APR	<b>TRANSFER</b> FROM QUICKSUPER QUICKSPR3186432887		200.00	35,478.67
14 APR	<b>TRANSFER</b> FROM QUICKSUPER QUICKSPR3186432842		641.67	36,120.34
	<b>TOTALS AT END OF PAGE</b>	<b>\$82.50</b>	<b>\$2,504.95</b>	
	<b>TOTALS AT END OF PERIOD</b>	<b>\$82.50</b>	<b>\$2,504.95</b>	<b>\$36,120.34</b>

### This Statement Includes

Interest earned on deposits	\$0.29
-----------------------------	--------

### Fee Summary

Fees Charged for period: 01 MAR 2022 to 31 MAR 2022

#### Summary of ANZ Transaction Fees

Transaction Fees	Transactions		Fee Per Transaction (\$)	Total Charge (\$)
	Total	Free Additional		
INTERNET/ONLINE WDL	3.00	3.00	0.60	0.00
EFTPOS/PHONE BANKING WDL	8.00	8.00	0.60	0.00
<b>Total Transaction Fees Charged</b>				<b>\$0.00</b>

**Please note:** Overseas transaction fees, overseas ATM fees and non ANZ ATM operator fees not included

**Please note:** Your fee cycle may not always reconcile with your statement cycle. This statement date ends on 14/04/22 and the monthly fee cycle, as appears above, ended on 31/03/22.

# ANZ BUSINESS ESSENTIALS STATEMENT

Account Number 4677-48565

Summary of Relationship Benefit for this account	Amount (\$)
<b>Your Relationship Benefit</b>	<b>6.60</b>
<b>This is made up of:</b>	
Value of Free Transactions	6.60

## IMPORTANT INFORMATION

### PLEASE CHECK THE ENTRIES AND CALL 13 13 14 REGARDING ANY ERRORS ON THIS STATEMENT.

All entries generated are subject to authorisation and verification, and if necessary, adjustments will appear on a later statement.

Further information in relation to this product (including details of benefits or fees and charges) is available on request and you can access this information by reviewing the Terms and Conditions, and Fees and Charges brochures which can be found at [anz.com](http://anz.com) or by calling **13 13 14**.

If you have a complaint about an ANZ product or service, please contact us and we will try to resolve the issue as quickly as possible. Our customer complaints guide is available at <https://www.anz.com.au/support/contact-us/compliments-suggestions-complaints/>, alternatively you may wish to:

**Call us:**

- General enquiries **13 13 14**
- If you're overseas **+61 3 9683 9999**
- ANZ Complaint Resolution Team on **1800 805 154**
- If you're deaf, hard of hearing and/or have a speech impairment, call **133 677** or visit the **National Relay Service** at: <https://nrschat.nrscall.gov.au/nrs/internetrelay>

**Write to us:** ANZ Complaint Resolution Team  
Locked Bag 4050,  
South Melbourne VIC 3205  
or **ANZ online complaints form:**  
<https://www.anz.com.au/support/contact-us/compliments-suggestions-complaints/feedback/>

**Visit us:** At your nearest ANZ branch.  
If you have a Relationship Manager, please feel free to contact them.

If an issue has not been resolved to your satisfaction, you can lodge a complaint with the Australian Financial Complaints Authority (**AFCA**). AFCA provides fair and independent financial services complaint resolution that is free to consumers.

**Call:** **1800 931 678** (free call within Australia), or **+61 1800 931 678** (International)  
**Online:** Email: [info@afca.org.au](mailto:info@afca.org.au)  
Web: [www.afca.org.au](http://www.afca.org.au)

**Write to:** **Australian Financial Complaints Authority Limited**  
GPO Box 3,  
Melbourne VIC 3001



# ANZ BUSINESS ESSENTIALS STATEMENT

STATEMENT NUMBER 48

14 APRIL 2022 TO 13 MAY 2022

THE DIRECTOR  
KAREN GLOVER SUPER FUND PTY LTD  
1/46 FIELD AVE  
EDITHVALE VIC 3196

## WELCOME TO YOUR ANZ ACCOUNT AT A GLANCE

### Account Details

KAREN GLOVER SUPER FUND PTY LTD  
ACN 623823772 ATF  
KAREN GLOVER SUPER FUND

### Branch Number (BSB)

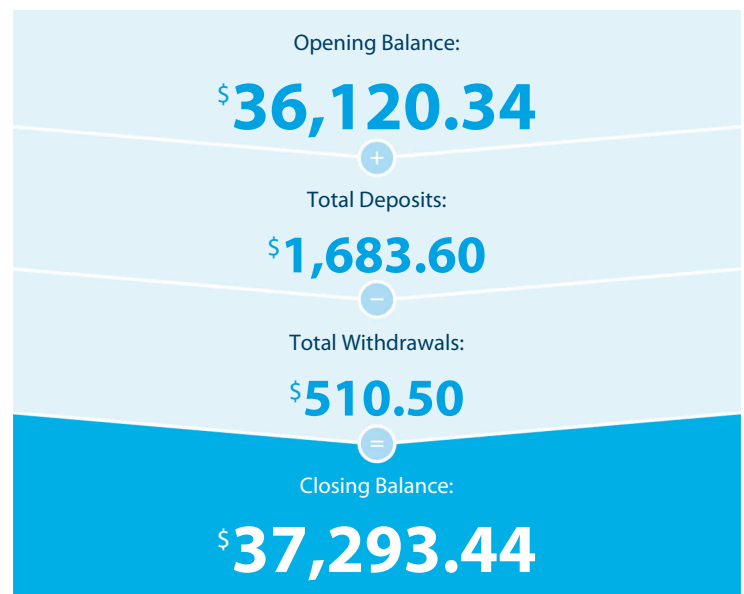
016-268

### Account Number

4677-48565

### Account Descriptor

BUS PREMIUM SAVER



## NEED TO GET IN TOUCH?



**ANZ Internet Banking**  
anz.com

OR



**Enquiries:** 13 13 14  
**Lost/Stolen Cards:** 1800 033 844



# ANZ BUSINESS ESSENTIALS STATEMENT

Account Number 4677-48565

## Transaction Details

Please retain this statement for taxation purposes

Date	Transaction Details	Withdrawals (\$)	Deposits (\$)	Balance (\$)
<b>2022</b>				
<b>14 APR</b>	<b>OPENING BALANCE</b>			<b>36,120.34</b>
19 APR	<b>ANZ INTERNET BANKING BPAY</b> TAX OFFICE PAYMENT {200960} EFFECTIVE DATE 15 APR 2022	428.00		35,692.34
28 APR	<b>TRANSFER</b> FROM QUICKSUPER QUICKSPR3194972721		200.00	35,892.34
28 APR	<b>TRANSFER</b> FROM QUICKSUPER QUICKSPR3194972567		641.66	36,534.00
29 APR	<b>CREDIT INTEREST PAID</b>		0.28	36,534.28
03 MAY	<b>VISA DEBIT PURCHASE CARD 3024</b> SHARE WEAL* SHARE WEAL SOUTHLAND CEN EFFECTIVE DATE 30 APR 2022	27.50		36,506.78
03 MAY	<b>VISA DEBIT PURCHASE CARD 3024</b> SHARE WEAL* SHARE WEAL SOUTHLAND CEN EFFECTIVE DATE 30 APR 2022	55.00		36,451.78
12 MAY	<b>TRANSFER</b> FROM QUICKSUPER QUICKSPR3205328615		200.00	36,651.78
12 MAY	<b>TRANSFER</b> FROM QUICKSUPER QUICKSPR3205328565		641.66	37,293.44
	<b>TOTALS AT END OF PAGE</b>	<b>\$510.50</b>	<b>\$1,683.60</b>	
	<b>TOTALS AT END OF PERIOD</b>	<b>\$510.50</b>	<b>\$1,683.60</b>	<b>\$37,293.44</b>

## This Statement Includes

Interest earned on deposits	\$0.28
-----------------------------	--------

## Fee Summary

Fees Charged for period: 01 APR 2022 to 29 APR 2022

### Summary of ANZ Transaction Fees

Transaction Fees	Transactions		Fee Per Transaction (\$)	Total Charge (\$)
	Total	Free Additional		
INTERNET/ONLINE WDL	1.00	1.00	0.60	0.00
EFTPOS/PHONE BANKING WDL	6.00	6.00	0.60	0.00
<b>Total Transaction Fees Charged</b>				<b>\$0.00</b>

**Please note:** Overseas transaction fees, overseas ATM fees and non ANZ ATM operator fees not included

**Please note:** Your fee cycle may not always reconcile with your statement cycle. This statement date ends on 13/05/22 and the monthly fee cycle, as appears above, ended on 29/04/22.

# ANZ BUSINESS ESSENTIALS STATEMENT

Account Number 4677-48565

Summary of Relationship Benefit for this account	Amount (\$)
<b>Your Relationship Benefit</b>	<b>4.20</b>
<b>This is made up of:</b>	
Value of Free Transactions	4.20

## IMPORTANT INFORMATION

### PLEASE CHECK THE ENTRIES AND CALL 13 13 14 REGARDING ANY ERRORS ON THIS STATEMENT.

All entries generated are subject to authorisation and verification, and if necessary, adjustments will appear on a later statement.

Further information in relation to this product (including details of benefits or fees and charges) is available on request and you can access this information by reviewing the Terms and Conditions, and Fees and Charges brochures which can be found at [anz.com](http://anz.com) or by calling **13 13 14**.

If you have a complaint about an ANZ product or service, please contact us and we will try to resolve the issue as quickly as possible. Our customer complaints guide is available at <https://www.anz.com.au/support/contact-us/compliments-suggestions-complaints/>, alternatively you may wish to:

**Call us:**

- General enquiries **13 13 14**
- If you're overseas **+61 3 9683 9999**
- ANZ Complaint Resolution Team on **1800 805 154**
- If you're deaf, hard of hearing and/or have a speech impairment, call **133 677** or visit the **National Relay Service** at: <https://nrschat.nrscall.gov.au/nrs/internetrelay>

**Write to us:** ANZ Complaint Resolution Team  
Locked Bag 4050,  
South Melbourne VIC 3205  
or **ANZ online complaints form:**

<https://www.anz.com.au/support/contact-us/compliments-suggestions-complaints/feedback/>

**Visit us:** At your nearest ANZ branch.  
If you have a Relationship Manager, please feel free to contact them.

If an issue has not been resolved to your satisfaction, you can lodge a complaint with the Australian Financial Complaints Authority (**AFCA**). AFCA provides fair and independent financial services complaint resolution that is free to consumers.

**Call:** **1800 931 678** (free call within Australia), or **+61 1800 931 678** (International)  
**Online:** Email: [info@afca.org.au](mailto:info@afca.org.au)  
Web: [www.afca.org.au](http://www.afca.org.au)

**Write to:** **Australian Financial Complaints Authority Limited**  
GPO Box 3,  
Melbourne VIC 3001



# ANZ BUSINESS ESSENTIALS STATEMENT

STATEMENT NUMBER 49

13 MAY 2022 TO 14 JUNE 2022

THE DIRECTOR  
KAREN GLOVER SUPER FUND PTY LTD  
1/46 FIELD AVE  
EDITHVALE VIC 3196

## WELCOME TO YOUR ANZ ACCOUNT AT A GLANCE

### Account Details

KAREN GLOVER SUPER FUND PTY LTD  
ACN 623823772 ATF  
KAREN GLOVER SUPER FUND

### Branch Number (BSB)

016-268

### Account Number

4677-48565

### Account Descriptor

BUS PREMIUM SAVER



## NEED TO GET IN TOUCH?



**ANZ Internet Banking**  
anz.com

OR



**Enquiries:** 13 13 14  
**Lost/Stolen Cards:** 1800 033 844

# ANZ BUSINESS ESSENTIALS STATEMENT

Account Number 4677-48565

## Transaction Details

Please retain this statement for taxation purposes

Date	Transaction Details	Withdrawals (\$)	Deposits (\$)	Balance (\$)
<b>2022</b>				
<b>13 MAY</b>	<b>OPENING BALANCE</b>			<b>37,293.44</b>
26 MAY	<b>TRANSFER</b> FROM QUICKSUPER QUICKSPR3215251711		200.00	37,493.44
26 MAY	<b>TRANSFER</b> FROM QUICKSUPER QUICKSPR3215251654		641.66	38,135.10
31 MAY	<b>CREDIT INTEREST PAID</b>		0.33	38,135.43
02 JUN	<b>VISA DEBIT PURCHASE CARD 3024</b> SHARE WEAL* SHARE WEAL SOUTHLAND CEN EFFECTIVE DATE 30 MAY 2022	27.50		38,107.93
02 JUN	<b>VISA DEBIT PURCHASE CARD 3024</b> SHARE WEAL* SHARE WEAL SOUTHLAND CEN EFFECTIVE DATE 30 MAY 2022	55.00		38,052.93
09 JUN	<b>TRANSFER</b> FROM QUICKSUPER QUICKSPR3225454175		200.00	38,252.93
	<b>TOTALS AT END OF PAGE</b>	<b>\$82.50</b>	<b>\$1,041.99</b>	
	<b>TOTALS AT END OF PERIOD</b>	<b>\$82.50</b>	<b>\$1,041.99</b>	<b>\$38,252.93</b>

## This Statement Includes

Interest earned on deposits	\$0.33
-----------------------------	--------

## Fee Summary

Fees Charged for period: 30 APR 2022 to 31 MAY 2022

### Summary of ANZ Transaction Fees

	Transactions			Fee Per Transaction (\$)	Total Charge (\$)
	Total	Free	Additional		
<b>Transaction Fees</b>					
EFTPOS/PHONE BANKING WDL	6.00	6.00		0.60	0.00
<b>Total Transaction Fees Charged</b>					<b>\$0.00</b>

**Please note:** Overseas transaction fees, overseas ATM fees and non ANZ ATM operator fees not included

**Please note:** Your fee cycle may not always reconcile with your statement cycle. This statement date ends on 14/06/22 and the monthly fee cycle, as appears above, ended on 31/05/22.

# ANZ BUSINESS ESSENTIALS STATEMENT

Account Number 4677-48565

Summary of Relationship Benefit for this account	Amount (\$)
<b>Your Relationship Benefit</b>	<b>3.60</b>
<b>This is made up of:</b>	
Value of Free Transactions	3.60

## IMPORTANT INFORMATION

### PLEASE CHECK THE ENTRIES AND CALL 13 13 14 REGARDING ANY ERRORS ON THIS STATEMENT.

All entries generated are subject to authorisation and verification, and if necessary, adjustments will appear on a later statement.

Further information in relation to this product (including details of benefits or fees and charges) is available on request and you can access this information by reviewing the Terms and Conditions, and Fees and Charges brochures which can be found at [anz.com](http://anz.com) or by calling **13 13 14**.

If you have a complaint about an ANZ product or service, please contact us and we will try to resolve the issue as quickly as possible. Our customer complaints guide is available at <https://www.anz.com.au/support/contact-us/compliments-suggestions-complaints/>, alternatively you may wish to:

**Call us:**

- General enquiries **13 13 14**
- If you're overseas **+61 3 9683 9999**
- ANZ Complaint Resolution Team on **1800 805 154**
- If you're deaf, hard of hearing and/or have a speech impairment, call **133 677** or visit the **National Relay Service** at: <https://nrschat.nrscall.gov.au/nrs/internetrelay>

**Write to us:** ANZ Complaint Resolution Team  
Locked Bag 4050,  
South Melbourne VIC 3205  
or **ANZ online complaints form:**

<https://www.anz.com.au/support/contact-us/compliments-suggestions-complaints/feedback/>

**Visit us:** At your nearest ANZ branch.  
If you have a Relationship Manager, please feel free to contact them.

If an issue has not been resolved to your satisfaction, you can lodge a complaint with the Australian Financial Complaints Authority (**AFCA**). AFCA provides fair and independent financial services complaint resolution that is free to consumers.

**Call:** **1800 931 678** (free call within Australia), or **+61 1800 931 678** (International)  
**Online:** Email: [info@afca.org.au](mailto:info@afca.org.au)  
Web: [www.afca.org.au](http://www.afca.org.au)

**Write to:** **Australian Financial Complaints Authority Limited**  
GPO Box 3,  
Melbourne VIC 3001



# ANZ BUSINESS ESSENTIALS STATEMENT

STATEMENT NUMBER 50

14 JUNE 2022 TO 14 JULY 2022

THE DIRECTOR  
KAREN GLOVER SUPER FUND PTY LTD  
1/46 FIELD AVE  
EDITHVALE VIC 3196

## WELCOME TO YOUR ANZ ACCOUNT AT A GLANCE

### Account Details

KAREN GLOVER SUPER FUND PTY LTD  
ACN 623823772 ATF  
KAREN GLOVER SUPER FUND

### Branch Number (BSB)

016-268

### Account Number

4677-48565

### Account Descriptor

BUS PREMIUM SAVER



## NEED TO GET IN TOUCH?



**ANZ Internet Banking**  
anz.com

OR



**Enquiries:** 13 13 14  
**Lost/Stolen Cards:** 1800 033 844

# ANZ BUSINESS ESSENTIALS STATEMENT

Account Number 4677-48565

## Transaction Details

Please retain this statement for taxation purposes

Date	Transaction Details	Withdrawals (\$)	Deposits (\$)	Balance (\$)
<b>2022</b>				
<b>14 JUN</b>	<b>OPENING BALANCE</b>			<b>38,252.93</b>
17 JUN	<b>TRANSFER</b> FROM QUICKSUPER QUICKSPR3231536319		200.00	38,452.93
17 JUN	<b>TRANSFER</b> FROM QUICKSUPER QUICKSPR3231536080		802.73	39,255.66
30 JUN	<b>CREDIT INTEREST PAID</b>		0.31	39,255.97
04 JUL	<b>VISA DEBIT PURCHASE CARD 3024</b> SHARE WEAL* SHARE WEAL SOUTHLAND CEN EFFECTIVE DATE 30 JUN 2022	27.50		39,228.47
04 JUL	<b>VISA DEBIT PURCHASE CARD 3024</b> SHARE WEAL* SHARE WEAL SOUTHLAND CEN EFFECTIVE DATE 30 JUN 2022	55.00		39,173.47
04 JUL	<b>ANZ INTERNET BANKING BPAY</b> TAX OFFICE PAYMENT {852062}	428.00		38,745.47
07 JUL	<b>TRANSFER</b> FROM QUICKSUPER QUICKSPR3246150073		200.00	38,945.47
07 JUL	<b>TRANSFER</b> FROM QUICKSUPER QUICKSPR3246150036		666.44	39,611.91
	<b>TOTALS AT END OF PAGE</b>	<b>\$510.50</b>	<b>\$1,869.48</b>	
	<b>TOTALS AT END OF PERIOD</b>	<b>\$510.50</b>	<b>\$1,869.48</b>	<b>\$39,611.91</b>

## This Statement Includes

Interest earned on deposits	\$0.31
-----------------------------	--------

## Yearly Summary

Previous Year to 30/06/2022 (\$)

Interest earned on deposits	6.14
-----------------------------	------

## Fee Summary

Fees Charged for period: 01 JUN 2022 to 30 JUN 2022

Summary of ANZ Transaction Fees	Transactions		Fee Per Transaction (\$)	Total Charge (\$)
	Total	Free Additional		
<b>Transaction Fees</b>				
EFTPOS/PHONE BANKING WDL	5.00	5.00	0.60	0.00
<b>Total Transaction Fees Charged</b>				<b>\$0.00</b>

**Please note:** Overseas transaction fees, overseas ATM fees and non ANZ ATM operator fees not included

# ANZ BUSINESS ESSENTIALS STATEMENT

Account Number 4677-48565

**Please note:** Your fee cycle may not always reconcile with your statement cycle. This statement date ends on 14/07/22 and the monthly fee cycle, as appears above, ended on 30/06/22.

Summary of Relationship Benefit for this account Amount (\$)

**Your Relationship Benefit** **3.00**

**This is made up of:**

Value of Free Transactions 3.00

## IMPORTANT INFORMATION

**PLEASE CHECK THE ENTRIES AND CALL 13 13 14 REGARDING ANY ERRORS ON THIS STATEMENT.**

All entries generated are subject to authorisation and verification, and if necessary, adjustments will appear on a later statement.

Further information in relation to this product (including details of benefits or fees and charges) is available on request and you can access this information by reviewing the Terms and Conditions, and Fees and Charges brochures which can be found at [anz.com](http://anz.com) or by calling **13 13 14**.

If you have a complaint about an ANZ product or service, please contact us and we will try to resolve the issue as quickly as possible. Our customer complaints guide is available at <https://www.anz.com.au/support/contact-us/compliments-suggestions-complaints/>, alternatively you may wish to:

- Call**
- General enquiries **13 13 14**
- us:**
- If you're overseas **+61 3 9683 9999**
  - ANZ Complaint Resolution Team on **1800 805 154**
  - If you're deaf, hard of hearing and/or have a speech impairment, call **133 677** or visit the **National Relay Service** at: <https://nrschat.nrscall.gov.au/nrs/internetrelay>

**Write** ANZ Complaint Resolution Team  
**to us:** Locked Bag 4050,  
South Melbourne VIC 3205  
or **ANZ online complaints form:**  
<https://www.anz.com.au/support/contact-us/compliments-suggestions-complaints/feedback/>

**Visit** At your nearest ANZ branch.  
**us:** If you have a Relationship Manager, please feel free to contact them.

If an issue has not been resolved to your satisfaction, you can lodge a complaint with the Australian Financial Complaints Authority (**AFCA**). AFCA provides fair and independent financial services complaint resolution that is free to consumers.

**Call:** **1800 931 678** (free call within Australia), **Write Australian Financial Complaints Authority Limited**  
or **+61 1800 931 678** (International) **to:** GPO Box 3,  
**Online:** Email: [info@afca.org.au](mailto:info@afca.org.au) Melbourne VIC 3001  
Web: [www.afca.org.au](http://www.afca.org.au)



# Account Statement Report

01-Jul-2021 - 30-Jun-2022

Generated at:01-Feb-2023 04:34:20 (UTC)



Saxo Capital Markets (Australia) Limited  
9 Castlereagh Street, Suite 1, Level 14  
2000 Sydney, Sydney  
NSW  
Australia  
Phone No.: +61282679000  
Email: [operations@saxomarkets.com.au](mailto:operations@saxomarkets.com.au)

Karen G Super Fund Pty Ltd ATF Karen Glover SF  
Field Avenue 46  
3196 Edithvale, Edithvale  
VIC  
Australia

**Client ID : 8865342**

**Currency : AUD**

**Account(s) : 36000/112794**

## Table of Contents

Account Statement, 36000/112794, AUD .....	2
--	---

## Account Statement, 36000/112794, AUD

Summary for the period	Start Cash Balance	Credited	Debited	End Cash Balance	Account value
	<b>14,848.02</b>	<b>331,457.09</b>	<b>-330,298.86</b>	<b>16,006.25</b>	<b>225,987.57</b>

Posting Date	Value Date	Product	Net Change	Cash Balance	Comment
25-Apr-2022	21-Apr-2022	Corporate Actions COH:xasx 0	70.53	16,006.25	
21-Apr-2022	21-Apr-2022	Corporate Actions COH:xasx 0	37.98	15,935.72	
21-Apr-2022	20-Apr-2022	Corporate Actions VAS:xasx 0	2,115.63	15,897.74	
30-Mar-2022	30-Mar-2022	Corporate Actions WES:xasx 0	196.00	13,782.11	
29-Mar-2022	29-Mar-2022	Corporate Actions BSL:xasx 0	206.25	13,586.11	
24-Mar-2022	28-Mar-2022	Shares VTS:xasx 5182700424	-90,397.48	13,379.86	
10-Mar-2022	14-Mar-2022	Shares VAS:xasx 5168820822	-37,016.55	103,777.34	
09-Mar-2022	11-Mar-2022	Shares IJH:xasx 5166653806	132,787.88	140,793.89	
01-Mar-2022	03-Mar-2022	Shares VAS:xasx 5155609030	-60,482.77	8,006.01	
25-Feb-2022	01-Mar-2022	Shares JHX:xasx 5152275519	11,294.10	68,488.78	
25-Feb-2022	01-Mar-2022	Shares WES:xasx 5152277273	11,881.84	57,194.68	
25-Feb-2022	01-Mar-2022	Shares BSL:xasx 5152272636	15,661.21	45,312.84	
25-Feb-2022	01-Mar-2022	Shares REA:xasx 5152276529	12,138.41	29,651.63	
25-Feb-2022	01-Mar-2022	Shares RHC:xasx 5152276510	13,290.30	17,513.22	
22-Feb-2022	22-Feb-2022	Corporate Actions TCL:xasx 0	142.50	4,222.92	
24-Jan-2022	13-Jul-2021	Corporate Actions IJH:xasx 0	429.42	4,080.42	
06-Jan-2022	05-Jan-2022	Corporate Actions IJH:xasx 0	403.54	3,651.00	
29-Dec-2021	31-Dec-2021	Shares BSL:xasx 5086739701	-17,383.99	3,247.46	
20-Dec-2021	17-Dec-2021	Corporate Actions JHX:xasx 0	104.23	20,631.45	
14-Dec-2021	16-Dec-2021	Shares NCM:xasx 5075366629	13,632.24	20,527.22	
10-Dec-2021	10-Dec-2021	Corporate Actions CSR:xasx 0	357.48	6,894.98	
02-Dec-2021	02-Dec-2021	Corporate Actions WES:xasx 0	490.00	6,537.50	
05-Nov-2021	09-Nov-2021	Shares COH:xasx 5036936106	-16,334.07	6,047.50	
04-Nov-2021	08-Nov-2021	Shares WES:xasx 5035691995	-14,422.87	22,381.57	
04-Nov-2021	08-Nov-2021	Shares NCM:xasx 5035686039	-14,216.05	36,804.44	
04-Nov-2021	08-Nov-2021	Shares JHX:xasx 5035685568	-13,668.49	51,020.49	
03-Nov-2021	05-Nov-2021	Shares ORG:xasx 5034633771	14,930.14	64,688.98	
25-Oct-2021	25-Oct-2021	Corporate Actions TCLR:xasx 0	31.50	49,758.84	

<i>Posting Date</i>	<i>Value Date</i>	<i>Product</i>	<i>Net Change</i>	<i>Cash Balance</i>	<i>Comment</i>
13-Oct-2021	13-Oct-2021	Corporate Actions IJH:xasx 0	410.21	49,727.34	
08-Oct-2021	08-Oct-2021	Corporate Actions WOW:xasx 0	162.25	49,317.13	
07-Oct-2021	11-Oct-2021	Shares FPH:xasx 5012508811	12,690.02	49,154.88	
30-Sep-2021	30-Sep-2021	Corporate Actions RHC:xasx 0	206.00	36,464.86	
29-Sep-2021	01-Oct-2021	Shares WOW:xasx 5002359302	11,246.82	36,258.86	
21-Sep-2021	23-Sep-2021	Shares SEK:xasx 2125371152	11,966.30	25,012.04	
20-Sep-2021	22-Sep-2021	Shares ORG:xasx 2123912757	-13,358.81	13,045.74	
15-Sep-2021	17-Sep-2021	Shares TCL:xasx 2120672638	-13,118.66	26,404.55	
15-Sep-2021	17-Sep-2021	Shares SEK:xasx 2120672672	-13,154.68	39,523.21	
15-Sep-2021	17-Sep-2021	Shares REA:xasx 2120671877	-14,025.85	52,677.89	
10-Sep-2021	10-Sep-2021	Corporate Actions JBH:xasx 0	278.20	66,703.74	
27-Aug-2021	31-Aug-2021	Shares JBH:xasx 2107570459	11,861.17	66,425.54	
23-Aug-2021	25-Aug-2021	Shares QAN:xasx 2103968672	12,741.58	54,564.37	
06-Aug-2021	10-Aug-2021	Shares JBH:xasx 2093010551	-12,718.59	41,822.79	
05-Aug-2021	09-Aug-2021	Shares FMG:xasx 2092080218	12,950.02	54,541.38	
29-Jul-2021	02-Aug-2021	Shares SEK:xasx 2086616164	11,671.00	41,591.36	
28-Jul-2021	30-Jul-2021	Shares EDV:xasx 2085618482	1,933.41	29,920.36	
15-Jul-2021	19-Jul-2021	Shares ANZ:xasx 2076066980	12,196.21	27,986.95	
02-Jul-2021	02-Jul-2021	Corporate Actions NAB:xasx 0	307.20	15,790.74	
02-Jul-2021	02-Jul-2021	Corporate Actions CSR:xasx 0	635.52	15,483.54	

Account ID	Posting Date	Value Date	Product	USD	USD Balance	Posting Date	FOREX	AUD	AUD Balance
					15,922.78	30-Jun-22	0.6889		23,113.34
								6,959.03	FOREX LOSS
36000/112794USD	15-Jun-2022	15-Jun-2022	Corporate Actions IJH:arxc 0	201.33	15,922.78	15-Jun-2022	0.6906	291.53	30,072.37
36000/112794USD	08-Jun-2022	08-Jun-2022	Corporate Actions AMGN:xnas 0	123.67	15,721.45	08-Jun-2022	0.7202	171.72	29,780.84
36000/112794USD	01-Jun-2022	01-Jun-2022	Client Custody Fee Shares - May 2022	(23.49)	15,597.78	01-Jun-2022	0.7168	(32.77)	29,609.12
36000/112794USD	01-Jun-2022	01-Jun-2022	VAT on Fee Client SH - 01-06-2022	(2.35)	15,621.27	01-Jun-2022	0.7168	(3.28)	29,641.89
36000/112794USD	02-May-2022	02-May-2022	VAT on Fee Client SH - 02-05-2022	(2.48)	15,623.62	02-May-2022	0.7043	(3.52)	29,645.17
36000/112794USD	02-May-2022	02-May-2022	Client Custody Fee Shares - Apr 2022	(24.77)	15,626.10	02-May-2022	0.7043	(35.17)	29,648.69
36000/112794USD	29-Apr-2022	29-Apr-2022	Corporate Actions QQQ:xnas 0	147.46	15,650.87	29-Apr-2022	0.7148	206.30	29,683.86
36000/112794USD	01-Apr-2022	01-Apr-2022	Client Custody Fee Shares - Mar 2022	(19.72)	15,503.41	01-Apr-2022	0.7477	(26.37)	29,477.57
36000/112794USD	01-Apr-2022	01-Apr-2022	VAT on Fee Client SH - 01-04-2022	(1.97)	15,523.13	01-Apr-2022	0.7477	(2.63)	29,503.94
36000/112794USD	30-Mar-2022	30-Mar-2022	Corporate Actions IJH:arxc 0	215.93	15,525.10	30-Mar-2022	0.7527	286.87	29,506.58
36000/112794USD	29-Mar-2022	31-Mar-2022	Shares AMGN:xnas 5187200693	(18,135.37)	15,309.17	29-Mar-2022	0.7482	(24,238.67)	29,219.70
36000/112794USD	23-Mar-2022	25-Mar-2022	Shares IJH:arxc 5182089154	(81,006.57)	33,444.54	23-Mar-2022	0.7459	(108,602.45)	53,458.37
36000/112794USD	15-Mar-2022	15-Mar-2022	Corporate Actions TSN:xnys 0	82.11	114,451.11	15-Mar-2022	0.7186	114.26	162,060.82
36000/112794USD	15-Mar-2022	17-Mar-2022	Shares TSN:xnys 5174437379	17,885.36	114,369.00	15-Mar-2022	0.7186	24,889.17	161,946.56
36000/112794USD	09-Mar-2022	11-Mar-2022	Shares C:xnys 5167817434	12,931.17	96,483.64	09-Mar-2022	0.7285	17,750.40	137,057.38
36000/112794USD	09-Mar-2022	11-Mar-2022	Shares NFLX:xnas 5167814635	8,918.85	83,552.47	09-Mar-2022	0.7285	12,242.76	119,306.98
36000/112794USD	08-Mar-2022	08-Mar-2022	Corporate Actions AMGN:xnas 0	123.67	74,633.62	08-Mar-2022	0.7309	169.20	107,064.22
36000/112794USD	01-Mar-2022	01-Mar-2022	Client Custody Fee Shares - Jan 2022	(23.35)	74,509.95	01-Mar-2022	0.7260	(32.16)	106,895.02
36000/112794USD	01-Mar-2022	01-Mar-2022	VAT on Fee Client SH - 01-03-2022	(2.34)	74,533.30	01-Mar-2022	0.7260	(3.22)	106,927.18
36000/112794USD	01-Mar-2022	01-Mar-2022	Corporate Actions INTC:xnas 0	108.90	74,535.64	01-Mar-2022	0.7260	150.00	106,930.40
36000/112794USD	25-Feb-2022	25-Feb-2022	Corporate Actions C:xnys 0	98.40	74,426.74	25-Feb-2022	0.7198	136.70	106,780.40
36000/112794USD	24-Feb-2022	28-Feb-2022	Shares INTC:xnas 5151287995	15,385.54	74,328.34	24-Feb-2022	0.7198	21,374.74	106,643.70
36000/112794USD	24-Feb-2022	28-Feb-2022	Shares FDX:xnys 5151316781	14,152.42	58,942.80	24-Feb-2022	0.7198	19,661.60	85,268.96
36000/112794USD	24-Feb-2022	28-Feb-2022	Shares AMGN:xnas 5151300128	16,409.81	44,790.38	24-Feb-2022	0.7198	22,797.74	65,607.36
36000/112794USD	01-Feb-2022	01-Feb-2022	Client Custody Fee Shares - Jan 2022	(28.51)	28,380.57	01-Feb-2022	0.7066	(40.35)	42,809.62
36000/112794USD	01-Feb-2022	01-Feb-2022	VAT on Fee Client SH - 01-02-2022	(2.85)	28,409.08	01-Feb-2022	0.7066	(4.03)	42,849.97
36000/112794USD	13-Jan-2022	18-Jan-2022	Shares AMZN:xnas 5101032136	16,515.04	28,411.93	13-Jan-2022	0.7291	22,651.27	42,854.00
36000/112794USD	03-Jan-2022	03-Jan-2022	Client Custody Fee Shares - Dec 2021	(28.64)	11,896.89	03-Jan-2022	0.7197	(39.79)	20,202.73
36000/112794USD	03-Jan-2022	03-Jan-2022	VAT on Fee Client SH - 03-01-2022	(2.86)	11,925.53	03-Jan-2022	0.7197	(3.97)	20,242.53
36000/112794USD	31-Dec-2021	31-Dec-2021	Corporate Actions QQQ:xnas 0	167.08	11,928.39	31-Dec-2021	0.7256	230.26	20,246.50
36000/112794USD	29-Dec-2021	31-Dec-2021	Shares AMZN:xnas 5087204554	(17,092.54)	11,761.31	29-Dec-2021	0.7233	(23,631.33)	20,016.24
36000/112794USD	27-Dec-2021	27-Dec-2021	Corporate Actions FDX:xnas 0	43.35	28,853.85	27-Dec-2021	0.7235	59.92	43,647.56
36000/112794USD	15-Dec-2021	15-Dec-2021	Corporate Actions TSN:xnys 0	82.11	28,810.50	15-Dec-2021	0.7114	115.42	43,587.65
36000/112794USD	08-Dec-2021	08-Dec-2021	Corporate Actions AMGN:xnas 0	112.20	28,728.39	08-Dec-2021	0.7133	157.30	43,472.23
36000/112794USD	01-Dec-2021	01-Dec-2021	Client Custody Fee Shares - Nov 2021	(25.81)	28,616.19	01-Dec-2021	0.7169	(36.00)	43,314.93
36000/112794USD	01-Dec-2021	01-Dec-2021	VAT on Fee Client SH - 01-12-2021	(2.58)	28,642.00	01-Dec-2021	0.7169	(3.60)	43,350.93
36000/112794USD	29-Nov-2021	01-Dec-2021	Shares UAL:xnas 5058890896	15,760.03	28,644.58	29-Nov-2021	0.7140	22,072.87	43,354.53
36000/112794USD	24-Nov-2021	24-Nov-2021	Corporate Actions C:xnys 0	98.40	12,884.55	24-Nov-2021	0.7209	136.50	21,281.66
36000/112794USD	24-Nov-2021	29-Nov-2021	Shares UAL:xnas 5053260064	(16,893.34)	12,786.15	24-Nov-2021	0.7209	(23,433.68)	21,145.16
36000/112794USD	24-Nov-2021	29-Nov-2021	Shares INTC:xnas 5053257448	(17,123.32)	29,679.49	24-Nov-2021	0.7209	(23,752.70)	44,578.84
36000/112794USD	22-Nov-2021	24-Nov-2021	Shares HFC:xnys 5050364457	16,096.26	46,802.81	22-Nov-2021	0.7253	22,192.55	68,331.54
36000/112794USD	18-Nov-2021	22-Nov-2021	Shares FDX:xnys 5047749978	(16,868.35)	30,706.55	18-Nov-2021	0.7273	(23,193.11)	46,138.99
36000/112794USD	17-Nov-2021	19-Nov-2021	Shares NFLX:xnas 5046647283	(17,258.62)	47,574.90	17-Nov-2021	0.7284	(23,693.88)	69,332.10
36000/112794USD	16-Nov-2021	18-Nov-2021	Shares BSX:xnys 5046040098	14,432.12	64,833.52	16-Nov-2021	0.7354	19,624.86	93,025.98
36000/112794USD	04-Nov-2021	08-Nov-2021	Shares AMGN:xnas 5036194857	(16,380.69)	50,401.40	04-Nov-2021	0.7448	(21,993.41)	73,401.12
36000/112794USD	03-Nov-2021	05-Nov-2021	Shares HFC:xnys 5035078884	(17,257.02)	66,782.09	03-Nov-2021	0.7435	(23,210.52)	95,394.53
36000/112794USD	03-Nov-2021	05-Nov-2021	Shares BSX:xnys 5035075025	(15,052.91)	84,039.11	03-Nov-2021	0.7435	(20,246.01)	118,605.04
36000/112794USD	02-Nov-2021	04-Nov-2021	Shares DIS:xnys 5033988390	15,802.01	99,092.02	02-Nov-2021	0.7497	21,077.78	138,851.06
36000/112794USD	01-Nov-2021	01-Nov-2021	Client Custody Fee Shares - Oct 2021	(14.27)	83,290.01	01-Nov-2021	0.7505	(19.01)	117,773.28
36000/112794USD	01-Nov-2021	01-Nov-2021	VAT on Fee Client SH - 01-11-2021	(1.43)	83,304.28	01-Nov-2021	0.7505	(1.91)	117,792.29
36000/112794USD	29-Oct-2021	29-Oct-2021	Corporate Actions QQQ:xnas 0	140.73	83,305.71	29-Oct-2021	0.7546	186.50	117,794.20
36000/112794USD	25-Oct-2021	27-Oct-2021	Shares INTC:xnas 5027554546	14,903.59	83,164.98	25-Oct-2021	0.7487	19,905.96	117,607.70
36000/112794USD	19-Oct-2021	21-Oct-2021	Shares QQQ:xnas 5023149294	(149,638.78)	68,261.39	19-Oct-2021	0.7455	(200,722.71)	97,701.75
36000/112794USD	07-Oct-2021	12-Oct-2021	Shares AMZN:xnas 5013124781	13,159.51	217,900.17	07-Oct-2021	0.7281	18,073.77	298,424.45
36000/112794USD	01-Oct-2021	01-Oct-2021	Client Custody Fee Shares - Sep 2021	(20.12)	204,740.66	01-Oct-2021	0.7211	(27.90)	280,350.69
36000/112794USD	01-Oct-2021	01-Oct-2021	VAT on Fee Client SH - 01-10-2021	(2.01)	204,760.78	01-Oct-2021	0.7211	(2.79)	280,378.59
36000/112794USD	23-Sep-2021	23-Sep-2021	Corporate Actions QCOM:xnas 0	71.67	204,762.79	23-Sep-2021	0.7244	98.94	280,381.38
36000/112794USD	22-Sep-2021	24-Sep-2021	Shares MS:xnys 2126848392	21,947.10	204,691.12	22-Sep-2021	0.7250	30,271.86	280,282.44
36000/112794USD	21-Sep-2021	23-Sep-2021	Shares QQQ:xnas 2125839343	147,061.67	182,744.02	21-Sep-2021	0.7268	202,341.32	250,010.58
36000/112794USD	20-Sep-2021	22-Sep-2021	Shares TSN:xnys 2124561924	(15,770.48)	35,682.35	20-Sep-2021	0.7241	(21,779.42)	47,669.26
36000/112794USD	20-Sep-2021	22-Sep-2021	Shares QCOM:xnas 2124585620	16,315.11	51,452.83	20-Sep-2021	0.7241	22,531.57	69,448.68
36000/112794USD	20-Sep-2021	22-Sep-2021	Shares C:xnys 2124593186	(15,482.33)	35,137.72	20-Sep-2021	0.7241	(21,381.48)	46,917.11
36000/112794USD	20-Sep-2021	22-Sep-2021	Shares AMZN:xnas 2124584041	(13,590.79)	50,620.05	20-Sep-2021	0.7241	(18,769.22)	68,298.59
36000/112794USD	20-Sep-2021	22-Sep-2021	Shares AMD:xnas 2124579636	(15,544.92)	64,210.84	20-Sep-2021	0.7241	(21,467.92)	87,067.81
36000/112794USD	13-Sep-2021	15-Sep-2021	Shares BII:B:xnas 2119095557	19,684.39	79,755.76	13-Sep-2021	0.7348	26,788.77	108,535.73
36000/112794USD	01-Sep-2021	01-Sep-2021	Client Custody Fee Shares - Aug 2021	(26.04)	60,071.37	01-Sep-2021	0.7325	(35.55)	81,746.96
36000/112794USD	01-Sep-2021	01-Sep-2021	VAT on Fee Client SH - 01-09-2021	(2.60)	60,097.41	01-Sep-2021	0.7325	(3.55)	81,782.51
36000/112794USD	27-Aug-2021	27-Aug-2021	Corporate Actions SBUX:xnas 0	60.05	60,100.01	27-Aug-2021	0.7247	82.86	81,786.05
36000/112794USD	20-Aug-2021	24-Aug-2021	Shares SBUX:xnas 2103416842	17,914.06	60,039.96	20-Aug-2021	0.7133	25,114.34	81,703.19
36000/112794USD	13-Aug-2021	13-Aug-2021	Corporate Actions MS:xnys 0	130.90	42,125.90	13-Aug-2021	0.7337	178.41	56,588.85
36000/112794USD	05-Aug-2021	09-Aug-2021	Shares INTC:xnas 2092494460	(16,127.38)	41,995.00	05-Aug-2021	0.7395	(21,808.49)	56,410.44
36000/112794USD	05-Aug-2021	09-Aug-2021	Shares DIS:xnys 2092517737	(16,062.11)	58,122.38	05-Aug-2021	0.7395	(21,720.23)	78,218.93
36000/112794USD	04-Aug-2021	06-Aug-2021	Shares FDX:xnys 2091436610	23,168.04	74,184.49	04-Aug-2021	0.7397	31,320.86	99,939.16
36000/112794USD	02-Aug-2021	02-Aug-2021	Client Custody Fee Shares - Jul 2021	(28.33)	51,016.45	02-Aug-2021	0.7397	(38.30)	68,618.30
36000/112794USD	02-Aug-2021	02-Aug-2021	VAT on Fee Client SH - 02-08-2021	(2.83)	51,044.78	02-Aug-2021	0.7397	(3.83)	68,656.60
36000/112794USD	30-Jul-2021	30-Jul-2021	Corporate Actions QQQ:xnas 0	134.91	51,047.61	30-Jul-2021	0.7381	182.78	68,660.43
36000/112794USD	27-Jul-2021	29-Jul-2021	Shares HAE:xnys 2084944432	16,265.38	50,912.70	27-Jul-2021	0.7372	22,063.73	68,477.65
36000/112794USD	12-Jul-2021	12-Jul-2021	Corporate Actions FDX:xnys						

				USD	Tax @ 15%	Rate	AUD	Tax @ 15%
36000/112794USD	08-Jun-2022	08-Jun-2022	Corporate Actions AMGN:xnas 0	123.67	18.55	0.72	171.72	25.76
36000/112794USD	08-Mar-2022	08-Mar-2022	Corporate Actions AMGN:xnas 0	123.67	18.55	0.73	169.20	25.38
36000/112794USD	08-Dec-2021	08-Dec-2021	Corporate Actions AMGN:xnas 0	112.20	16.83	0.71	157.30	23.59
36000/112794USD	25-Feb-2022	25-Feb-2022	Corporate Actions C:xnys 0	98.40	14.76	0.72	136.70	20.51
36000/112794USD	24-Nov-2021	24-Nov-2021	Corporate Actions C:xnys 0	98.40	14.76	0.72	136.50	20.47
36000/112794USD	27-Dec-2021	27-Dec-2021	Corporate Actions FDX:xnys 0	43.35	6.50	0.72	59.92	8.99
36000/112794USD	12-Jul-2021	12-Jul-2021	Corporate Actions FDX:xnys 0	52.91	7.94	0.75	70.79	10.62
36000/112794USD	15-Jun-2022	15-Jun-2022	Corporate Actions IJH:arcx 0	201.33	30.20	0.69	291.53	43.73
36000/112794USD	30-Mar-2022	30-Mar-2022	Corporate Actions IJH:arcx 0	215.93	32.39	0.75	286.87	43.03
36000/112794USD	01-Mar-2022	01-Mar-2022	Corporate Actions INTC:xnas 0	108.90	16.34	0.73	150.00	22.50
36000/112794USD	13-Aug-2021	13-Aug-2021	Corporate Actions MS:xnys 0	130.90	19.64	0.73	178.41	26.76
36000/112794USD	23-Sep-2021	23-Sep-2021	Corporate Actions QCOM:xnas 0	71.67	10.75	0.72	98.94	14.84
36000/112794USD	29-Apr-2022	29-Apr-2022	Corporate Actions QQQ:xnas 0	147.46	22.12	0.71	206.30	30.94
36000/112794USD	31-Dec-2021	31-Dec-2021	Corporate Actions QQQ:xnas 0	167.08	25.06	0.73	230.26	34.54
36000/112794USD	29-Oct-2021	29-Oct-2021	Corporate Actions QQQ:xnas 0	140.73	21.11	0.75	186.50	27.97
36000/112794USD	30-Jul-2021	30-Jul-2021	Corporate Actions QQQ:xnas 0	134.91	20.24	0.74	182.78	27.42
36000/112794USD	27-Aug-2021	27-Aug-2021	Corporate Actions SBUX:xnas 0	60.05	9.01	0.72	82.86	12.43
36000/112794USD	15-Mar-2022	15-Mar-2022	Corporate Actions TSN:xnys 0	82.11	12.32	0.72	114.26	17.14
36000/112794USD	15-Dec-2021	15-Dec-2021	Corporate Actions TSN:xnys 0	82.11	12.32	0.71	115.42	17.31
				2,195.78	329.37		3,026.26	453.94

# Account Statement Report

01-Jul-2021 - 30-Jun-2022

Generated at:01-Feb-2023 04:35:00 (UTC)



Saxo Capital Markets (Australia) Limited  
9 Castlereagh Street, Suite 1, Level 14  
2000 Sydney, Sydney  
NSW  
Australia  
Phone No.: +61282679000  
Email: [operations@saxomarkets.com.au](mailto:operations@saxomarkets.com.au)

Karen G Super Fund Pty Ltd ATF Karen Glover SF  
Field Avenue 46  
3196 Edithvale, Edithvale  
VIC  
Australia

**Client ID : 8865342**

**Currency : USD**

**Account(s) : 36000/112794USD**

## Table of Contents

Account Statement, 36000/112794USD, USD .....	2
---	---



## Account Statement, 36000/112794USD, USD

Summary for the period	Start Cash Balance	Credited	Debited	End Cash Balance	Account value
	<b>1,673.90</b>	<b>489,851.98</b>	<b>-475,603.10</b>	<b>15,922.78</b>	<b>226,009.33</b>

Posting Date	Value Date	Product	Net Change	Cash Balance	Comment
15-Jun-2022	15-Jun-2022	Corporate Actions IJH:arcx 0	201.33	15,922.78	
08-Jun-2022	08-Jun-2022	Corporate Actions AMGN:xnas 0	123.67	15,721.45	
01-Jun-2022	01-Jun-2022	Client Custody Fee Shares - May 2022	-23.49	15,597.78	
01-Jun-2022	01-Jun-2022	VAT on Fee Client SH - 01-06-2022	-2.35	15,621.27	
02-May-2022	02-May-2022	VAT on Fee Client SH - 02-05-2022	-2.48	15,623.62	
02-May-2022	02-May-2022	Client Custody Fee Shares - Apr 2022	-24.77	15,626.10	
29-Apr-2022	29-Apr-2022	Corporate Actions QQQ:xnas 0	147.46	15,650.87	
01-Apr-2022	01-Apr-2022	Client Custody Fee Shares - Mar 2022	-19.72	15,503.41	
01-Apr-2022	01-Apr-2022	VAT on Fee Client SH - 01-04-2022	-1.97	15,523.13	
30-Mar-2022	30-Mar-2022	Corporate Actions IJH:arcx 0	215.93	15,525.10	
29-Mar-2022	31-Mar-2022	Shares AMGN:xnas 5187200693	-18,135.37	15,309.17	
23-Mar-2022	25-Mar-2022	Shares IJH:arcx 5182089154	-81,006.57	33,444.54	
15-Mar-2022	15-Mar-2022	Corporate Actions TSN:xnys 0	82.11	114,451.11	
15-Mar-2022	17-Mar-2022	Shares TSN:xnys 5174437379	17,885.36	114,369.00	
09-Mar-2022	11-Mar-2022	Shares C:xnys 5167817434	12,931.17	96,483.64	
09-Mar-2022	11-Mar-2022	Shares NFLX:xnas 5167814635	8,918.85	83,552.47	
08-Mar-2022	08-Mar-2022	Corporate Actions AMGN:xnas 0	123.67	74,633.62	
01-Mar-2022	01-Mar-2022	Client Custody Fee Shares - Feb 2022	-23.35	74,509.95	
01-Mar-2022	01-Mar-2022	VAT on Fee Client SH - 01-03-2022	-2.34	74,533.30	
01-Mar-2022	01-Mar-2022	Corporate Actions INTC:xnas 0	108.90	74,535.64	
25-Feb-2022	25-Feb-2022	Corporate Actions C:xnys 0	98.40	74,426.74	
24-Feb-2022	28-Feb-2022	Shares INTC:xnas 5151287995	15,385.54	74,328.34	
24-Feb-2022	28-Feb-2022	Shares FDX:xnys 5151316781	14,152.42	58,942.80	
24-Feb-2022	28-Feb-2022	Shares AMGN:xnas 5151300128	16,409.81	44,790.38	
01-Feb-2022	01-Feb-2022	Client Custody Fee Shares - Jan 2022	-28.51	28,380.57	
01-Feb-2022	01-Feb-2022	VAT on Fee Client SH - 01-02-2022	-2.85	28,409.08	
13-Jan-2022	18-Jan-2022	Shares AMZN:xnas 5101032136	16,515.04	28,411.93	
03-Jan-2022	03-Jan-2022	Client Custody Fee Shares - Dec 2021	-28.64	11,896.89	

<i>Posting Date</i>	<i>Value Date</i>	<i>Product</i>	<i>Net Change</i>	<i>Cash Balance</i>	<i>Comment</i>
03-Jan-2022	03-Jan-2022	VAT on Fee Client SH - 03-01-2022	-2.86	11,925.53	
31-Dec-2021	31-Dec-2021	Corporate Actions QQQ:xnas 0	167.08	11,928.39	
29-Dec-2021	31-Dec-2021	Shares AMZN:xnas 5087204554	-17,092.54	11,761.31	
27-Dec-2021	27-Dec-2021	Corporate Actions FDX:xnys 0	43.35	28,853.85	
15-Dec-2021	15-Dec-2021	Corporate Actions TSN:xnys 0	82.11	28,810.50	
08-Dec-2021	08-Dec-2021	Corporate Actions AMGN:xnas 0	112.20	28,728.39	
01-Dec-2021	01-Dec-2021	Client Custody Fee Shares - Nov 2021	-25.81	28,616.19	
01-Dec-2021	01-Dec-2021	VAT on Fee Client SH - 01-12-2021	-2.58	28,642.00	
29-Nov-2021	01-Dec-2021	Shares UAL:xnas 5058890896	15,760.03	28,644.58	
24-Nov-2021	24-Nov-2021	Corporate Actions C:xnys 0	98.40	12,884.55	
24-Nov-2021	29-Nov-2021	Shares UAL:xnas 5053260064	-16,893.34	12,786.15	
24-Nov-2021	29-Nov-2021	Shares INTC:xnas 5053257448	-17,123.32	29,679.49	
22-Nov-2021	24-Nov-2021	Shares HFC:xnys 5050364457	16,096.26	46,802.81	
18-Nov-2021	22-Nov-2021	Shares FDX:xnys 5047749978	-16,868.35	30,706.55	
17-Nov-2021	19-Nov-2021	Shares NFLX:xnas 5046647283	-17,258.62	47,574.90	
16-Nov-2021	18-Nov-2021	Shares BSX:xnys 5046040098	14,432.12	64,833.52	
04-Nov-2021	08-Nov-2021	Shares AMGN:xnas 5036194857	-16,380.69	50,401.40	
03-Nov-2021	05-Nov-2021	Shares HFC:xnys 5035078884	-17,257.02	66,782.09	
03-Nov-2021	05-Nov-2021	Shares BSX:xnys 5035075025	-15,052.91	84,039.11	
02-Nov-2021	04-Nov-2021	Shares DIS:xnys 5033988390	15,802.01	99,092.02	
01-Nov-2021	01-Nov-2021	Client Custody Fee Shares - Oct 2021	-14.27	83,290.01	
01-Nov-2021	01-Nov-2021	VAT on Fee Client SH - 01-11-2021	-1.43	83,304.28	
29-Oct-2021	29-Oct-2021	Corporate Actions QQQ:xnas 0	140.73	83,305.71	
25-Oct-2021	27-Oct-2021	Shares INTC:xnas 5027554546	14,903.59	83,164.98	
19-Oct-2021	21-Oct-2021	Shares QQQ:xnas 5023149294	-149,638.78	68,261.39	
07-Oct-2021	12-Oct-2021	Shares AMZN:xnas 5013124781	13,159.51	217,900.17	
01-Oct-2021	01-Oct-2021	Client Custody Fee Shares - Sep 2021	-20.12	204,740.66	
01-Oct-2021	01-Oct-2021	VAT on Fee Client SH - 01-10-2021	-2.01	204,760.78	
23-Sep-2021	23-Sep-2021	Corporate Actions QCOM:xnas 0	71.67	204,762.79	
22-Sep-2021	24-Sep-2021	Shares MS:xnys 2126848392	21,947.10	204,691.12	
21-Sep-2021	23-Sep-2021	Shares QQQ:xnas 2125839343	147,061.67	182,744.02	
20-Sep-2021	22-Sep-2021	Shares TSN:xnys 2124561924	-15,770.48	35,682.35	
20-Sep-2021	22-Sep-2021	Shares QCOM:xnas 2124585620	16,315.11	51,452.83	

<i>Posting Date</i>	<i>Value Date</i>	<i>Product</i>	<i>Net Change</i>	<i>Cash Balance</i>	<i>Comment</i>
20-Sep-2021	22-Sep-2021	Shares C:xnys 2124593186	-15,482.33	35,137.72	
20-Sep-2021	22-Sep-2021	Shares AMZN:xnas 2124584041	-13,590.79	50,620.05	
20-Sep-2021	22-Sep-2021	Shares AMD:xnas 2124579636	-15,544.92	64,210.84	
13-Sep-2021	15-Sep-2021	Shares BIIB:xnas 2119095557	19,684.39	79,755.76	
01-Sep-2021	01-Sep-2021	Client Custody Fee Shares - Aug 2021	-26.04	60,071.37	
01-Sep-2021	01-Sep-2021	VAT on Fee Client SH - 01-09-2021	-2.60	60,097.41	
27-Aug-2021	27-Aug-2021	Corporate Actions SBUX:xnas 0	60.05	60,100.01	
20-Aug-2021	24-Aug-2021	Shares SBUX:xnas 2103416842	17,914.06	60,039.96	
13-Aug-2021	13-Aug-2021	Corporate Actions MS:xnys 0	130.90	42,125.90	
05-Aug-2021	09-Aug-2021	Shares INTC:xnas 2092494460	-16,127.38	41,995.00	
05-Aug-2021	09-Aug-2021	Shares DIS:xnys 2092517737	-16,062.11	58,122.38	
04-Aug-2021	06-Aug-2021	Shares FDX:xnys 2091436610	23,168.04	74,184.49	
02-Aug-2021	02-Aug-2021	Client Custody Fee Shares - Jul 2021	-28.33	51,016.45	
02-Aug-2021	02-Aug-2021	VAT on Fee Client SH - 02-08-2021	-2.83	51,044.78	
30-Jul-2021	30-Jul-2021	Corporate Actions QQQ:xnas 0	134.91	51,047.61	
27-Jul-2021	29-Jul-2021	Shares HAE:xnys 2084944432	16,265.38	50,912.70	
12-Jul-2021	12-Jul-2021	Corporate Actions FDX:xnys 0	52.91	34,647.32	
09-Jul-2021	13-Jul-2021	Shares VLO:xnys 2071265740	17,812.42	34,594.41	
07-Jul-2021	09-Jul-2021	Shares UAL:xnas 2068989949	15,136.32	16,781.99	
01-Jul-2021	01-Jul-2021	Client Custody Fee Shares - Jun 2021	-25.66	1,645.67	
01-Jul-2021	01-Jul-2021	VAT on Fee Client SH - 01-07-2021	-2.57	1,671.33	

# 64000 - Formation Expenses

2022 Financial Year

**Preparer** Lousse Montiel

**Reviewer** Steven Lee

**Status** Completed

Account Code	Description	CY Balance	LY Balance	Change
64000	Formation Expenses		\$1,325.00	100%
<b>TOTAL</b>		<b>CY Balance</b>	<b>LY Balance</b>	
			\$1,325.00	

## Supporting Documents

- General Ledger [Report](#)

## Standard Checklist

- Attach all source documentation
- Ensure all Transactions have been entered

Karen Glover Super Fund

# General Ledger

As at 30 June 2022

Transaction Date	Description	Units	Debit	Credit	Balance \$
<b>Formation Expenses (64000)</b>					
Formation Expenses (64000)					
01/07/2021	Opening Balance				1,325.00 DR
01/07/2021	Write off			1,325.00	0.00 DR
				<b>1,325.00</b>	<b>0.00 DR</b>

**Total Debits: 0.00**

**Total Credits: 1,325.00**

## 77600 - Shares in Listed Companies (Australian)

2022 Financial Year

Preparer Louise Montiel

Reviewer Steven Lee

Status Completed

Account Code	Description	CY Units	CY Balance	LY Units	LY Balance	Change
ANZ.AX	Australia And New Zealand Banking Group Limited	0.000000		440.000000	\$12,386.00	100%
BSL.AX	Bluescope Steel Limited	0.000000		0.000000		0%
COH.AX	Cochlear Limited	70.000000	\$13,909.00	0.000000		100%
CSR.AX	CSR Limited	2648.000000	\$10,750.88	2648.000000	\$15,252.48	(29.51)%
EDV.AX	Endeavour Group Limited	0.000000		295.000000	\$1,855.55	100%
FMG.AX	Fortescue Metals Group Ltd	0.000000		540.000000	\$12,603.60	100%
FPH.AX	Fisher & Paykel Healthcare Corporation Limited	0.000000		440.000000	\$12,724.80	100%
IJH.AX	Ishares S&p Mid-cap Etf	300.000000	\$99,027.00	383.000000	\$137,431.89	(27.94)%
JBH.AX	Jb Hi-fi Limited	0.000000		0.000000		0%
JHX.AX	James Hardie Industries Plc	0.000000				0%
NCM.AX	Newcrest Mining Limited	0.000000		0.000000		0%
ORG.AXW	Origin Energy Limited	0.000000		0.000000		0%
QAN.AX	Qantas Airways Limited	0.000000		3000.000000	\$13,980.00	100%
REA.AX	REA Group Ltd	0.000000		0.000000		0%

Account Code	Description	CY Units	CY Balance	LY Units	LY Balance	Change
RHC.AX	Ramsay Health Care Limited	0.000000		200.000000	\$12,590.00	100%
SEK.AX	Seek Limited	0.000000		400.000000	\$13,256.00	100%
TCLR.AX	Transurban Group	0.000000				0%
WES.AX	Wesfarmers Limited	0.000000		0.000000		0%
WOW.AX	Woolworths Group Limited	0.000000		295.000000	\$11,248.35	100%
<b>TOTAL</b>		<b>CY Units</b>	<b>CY Balance</b>	<b>LY Units</b>	<b>LY Balance</b>	
		3018.000000	\$123,686.88	8641.000000	\$243,328.67	

## Supporting Documents

- Balance Review Report [Report](#)
- Investment Movement Report [Report](#)
- Portfolio\_8865342\_2021-07-01\_2022-06-30.pdf

## Standard Checklist

- Attach Balance Review Report
- Attach copies of HIN/SRN or Chess Statements, Broker Statements, Contract Notes Corporate Action documentation and any other relevant Source Documentation
- Attach Investment Movement Report
- Ensure all Investments are valued correctly at June 30
- Ensure the investment is in accordance with the Fund's investment strategy

# Karen Glover Super Fund

## Balance Review Report

As at 30 June 2022

Investment Code	Investment Name	Holding Reference	Third Party Data			BGL Ledger	Variance
			Data Feed Provider	Balance Date	Balance Amount	Balance	
<b>60400</b>	<b>Bank Accounts</b>						
ANZ467748565	ANZ Business Premium Saver 4677-48565					39,255.97	
SAXOAUDAC	Saxo AUD Cash Account					16,006.25	
SAXOUSDAC	Saxo USD Cash Account					23,113.34	
<b>77600</b>	<b>Shares in Listed Companies (Australian)</b>						
COH.AX	Cochlear Limited				Setup	70.0000	<b>70.0000</b>
CSR.AX	CSR Limited				Setup	2,648.0000	<b>2,648.0000</b>
IJH.AX	Ishares S&p Mid-cap Etf				Setup	300.0000	<b>300.0000</b>
<b>77700</b>	<b>Shares in Listed Companies (Overseas)</b>						
AMD.NDQ	Advanced Micro Devices Inc.				Verify	153.0000	<b>153.0000</b>
AMGN.NDQ	AMGEN Inc.					75.0000	
QQQ.NDQ	Invesco Capital Management LLC - Invesco QQQ Trust Series 1					400.0000	
<b>78200</b>	<b>Units in Listed Unit Trusts (Australian)</b>						
TCL.AX	Transurban Group				Setup	950.0000	<b>950.0000</b>
VAS.AX	Vanguard Australian Shares Index Etf				Setup	1,060.0000	<b>1,060.0000</b>
VTS.AX	Vanguard Us Total Market Shares Index Etf				Setup	300.0000	<b>300.0000</b>



# Karen Glover Super Fund

## Investment Movement Report

As at 30 June 2022

Investment	Opening Balance		Additions		Disposals			Closing Balance		
	Units	Cost	Units	Cost	Units	Cost	Accounting Profit/(Loss)	Units	Cost	Market Value
<b>Bank Accounts</b>										
ANZ Business Premium Saver 4677-48565		25,163.24		18,992.45		(4,899.72)			39,255.97	39,255.97
Saxo AUD Cash Account		14,848.02		331,457.09		(330,298.86)			16,006.25	16,006.25
Saxo USD Cash Account		2,226.53		671,928.51		(651,041.70)			23,113.34	23,113.34
		<b>42,237.79</b>		<b>1,022,378.05</b>		<b>(986,240.28)</b>			<b>78,375.56</b>	<b>78,375.56</b>
<b>Shares in Listed Companies (Australian)</b>										
ANZ.AX - Australia And New Zealand Banking Group Limited	440.00	12,417.56			(440.00)	(12,417.56)	(221.35)			0.00
BSL.AX - Bluescope Steel Limited			825.00	17,383.99	(825.00)	(17,383.99)	(1,722.78)			0.00
COH.AX - Cochlear Limited			70.00	16,334.07				70.00	16,334.07	13,909.00
CSR.AX - CSR Limited	2,648.00	11,024.16						2,648.00	11,024.16	10,750.88
EDV.AX - Endeavour Group Limited	295.00	1,700.84			(295.00)	(1,700.84)	232.57			0.00
FPH.AX - Fisher & Paykel Healthcare Corporation Limited	440.00	12,791.74			(440.00)	(12,791.74)	(101.72)			0.00
FMG.AX - Fortescue Metals Group Ltd	540.00	11,954.00			(540.00)	(11,954.00)	996.02			0.00
IJH.AX - Ishares S&p Mid-cap Etf										

# Karen Glover Super Fund

## Investment Movement Report

As at 30 June 2022

Investment	Opening Balance		Additions		Disposals			Closing Balance		
	Units	Cost	Units	Cost	Units	Cost	Accounting Profit/(Loss)	Units	Cost	Market Value
	383.00	99,618.35	300.00	108,602.45	(383.00)	(99,618.35)	33,169.53	300.00	108,602.45	99,027.00
JHX.AX - James Hardie Industries Plc			253.00	13,668.49	(253.00)	(13,668.49)	(2,374.39)		0.00	
JBH.AX - Jb Hi-fi Limited			260.00	12,718.59	(260.00)	(12,718.59)	(857.42)		0.00	
NCM.AX - Newcrest Mining Limited			589.00	14,216.05	(589.00)	(14,216.05)	(583.81)		0.00	
ORG.AXW - Origin Energy Limited			3,000.00	13,358.81	(3,000.00)	(13,358.81)	1,571.33		0.00	
QAN.AX - Qantas Airways Limited	3,000.00	14,005.78			(3,000.00)	(14,005.78)	(1,264.20)		0.00	
RHC.AX - Ramsay Health Care Limited	200.00	12,809.86			(200.00)	(12,809.86)	480.44		0.00	
REA.AX - REA Group Ltd			90.00	14,025.85	(90.00)	(14,025.85)	(1,887.44)		0.00	
SEK.AX - Seek Limited	400.00	12,769.82	420.00	13,154.68	(820.00)	(25,924.50)	(2,287.20)		0.00	
TCLR.AX - Transurban Group			105.00		(105.00)	0.00	31.50		0.00	
WES.AX - Wesfarmers Limited			245.00	14,422.87	(245.00)	(14,912.87)	(2,541.03)		(490.00)	
WOW.AX - Woolworths Group Limited	295.00	10,285.38			(295.00)	(10,285.38)	961.44		0.00	
		<b>199,377.49</b>		<b>237,885.85</b>		<b>(301,792.66)</b>	<b>23,601.49</b>		<b>135,470.68</b>	<b>123,686.88</b>

# Karen Glover Super Fund

## Investment Movement Report

As at 30 June 2022

Investment	Opening Balance		Additions		Disposals			Closing Balance		Market Value
	Units	Cost	Units	Cost	Units	Cost	Accounting Profit/(Loss)	Units	Cost	
<b>Shares in Listed Companies (Overseas)</b>										
AMD.NDQ5 - Advanced Micro Devices Inc.			153.00	21,467.92				153.00	21,467.92	16,983.46
AMZN.NDQ7 - Amazon.com Inc.			9.00	42,400.55	(9.00)	(42,400.55)	(1,675.51)		0.00	
AMGN.NDQ2 - AMGEN Inc.			150.00	46,232.08	(75.00)	(21,993.41)	804.33	75.00	24,238.67	26,487.88
BIIB.NDQ - Biogen Inc	65.00	21,965.12			(65.00)	(21,965.12)	4,823.65		0.00	
BSX.NYE2 - Boston Scientific Corp.			349.00	20,246.01	(349.00)	(20,246.01)	(621.15)		0.00	
C.NYE1 - Citigroup Inc			227.00	21,381.48	(227.00)	(21,381.48)	(3,631.08)		0.00	
FDX.NYE - Fedex Corp	83.00	29,047.30	68.00	23,193.11	(151.00)	(52,240.41)	(1,257.95)		0.00	
HAE.NYE2 - Haemonetics Corp.	279.00	21,679.58			(279.00)	(21,679.58)	384.15		0.00	
HFC.NYE - HF Sinclair Corporation			520.00	23,210.52	(520.00)	(23,210.52)	(1,017.97)		0.00	
INTC.NDQ2 - Intel Corp.			650.00	45,561.19	(650.00)	(45,561.19)	(4,280.49)		0.00	
QQQ.NDQ2 - Invesco Capital Management LLC - Invesco QQQ Trust Series 1	400.00	173,097.02	400.00	200,722.71	(400.00)	(173,097.02)	29,244.30	400.00	200,722.71	162,740.60
MS.NYE2 - Morgan Stanley										

# Karen Glover Super Fund

## Investment Movement Report

As at 30 June 2022

Investment	Opening Balance		Additions		Disposals			Closing Balance		Market Value
	Units	Cost	Units	Cost	Units	Cost	Accounting Profit/(Loss)	Units	Cost	
	220.00	26,407.94			(220.00)	(26,407.94)	3,863.92		0.00	
NFLX.NDQ4 - Netflix Inc			25.00	23,693.88	(25.00)	(23,693.88)	(11,451.12)		0.00	
QCOM.NDQ10 - Qualcomm, Inc.	124.00	21,651.97			(124.00)	(21,651.97)	879.60		0.00	
SBUX.NDQ1 - Starbucks Corp.	157.00	22,428.63			(157.00)	(22,428.63)	2,685.71		0.00	
TSN.NYE2 - Tyson Foods, Inc. - Ordinary Shares - Class A			210.00	21,779.42	(210.00)	(21,779.42)	3,109.75		0.00	
UAL.NDQ - United Airlines Holdings Inc	297.00	21,663.90	365.00	23,433.68	(662.00)	(45,097.58)	(2,853.71)		0.00	
VLO.NYE1 - Valero Energy Corp.	250.00	25,601.24			(250.00)	(25,601.24)	(1,617.91)		0.00	
DIS.NYE9 - Walt Disney Co (The)			93.00	21,720.23	(93.00)	(21,720.23)	(642.45)		0.00	
	<b>363,542.70</b>		<b>535,042.78</b>		<b>(652,156.18)</b>		<b>16,746.07</b>		<b>246,429.30</b>	<b>206,211.94</b>

### Units in Listed Unit Trusts (Australian)

TCL.AX - Transurban Group			950.00	13,118.66				950.00	13,118.66	13,660.00
VAS.AX - Vanguard Australian Shares Index Etf			1,060.00	97,499.32				1,060.00	97,499.32	88,775.00
VTS.AX2 - Vanguard Us Total Market Shares Index Etf			300.00	90,397.48				300.00	90,397.48	82,056.00

**Karen Glover Super Fund**  
**Investment Movement Report**

As at 30 June 2022

Investment	Opening Balance		Additions		Disposals			Closing Balance		Market Value
	Units	Cost	Units	Cost	Units	Cost	Accounting Profit/(Loss)	Units	Cost	
		201,015.46							201,015.46	184,491.00
	605,157.98		1,996,322.14		(1,940,189.12)		40,347.56		661,291.00	592,765.38



**Karen G Super Fund Pty Ltd ATF Karen Glover SF - 8865342**

# Portfolio Report

Reporting period: 01-Jul-2021 - 30-Jun-2022

Generated at: 02-Feb-2023 05:04:29 (UTC)

Karen G Super Fund Pty Ltd ATF Karen Glover SF  
Field Avenue 46  
3196 Edithvale, Edithvale  
VIC  
Australia

Saxo Capital Markets (Australia) Limited  
9 Castlereagh Street, Suite 1, Level 14  
2000 Sydney, Sydney  
NSW  
Australia

# Account Summary



**Reporting period**  
01-Jul-2021 to 30-Jun-2022



Change in Account Value  
**-104,659.27 AUD**

Total return  
**-15.91%**

# Account value development, AUD

## Reporting period

01-Jul-2021 to 30-Jun-2022

## Cash

Cash is the sum of your cash balance, transactions not booked and corporate action accruals. Transactions not booked and accruals are amounts that are incurred but not yet paid from your account, these are included to give an accurate picture of your spending power. In the table the value of cash is shown for specific dates in the stated period.

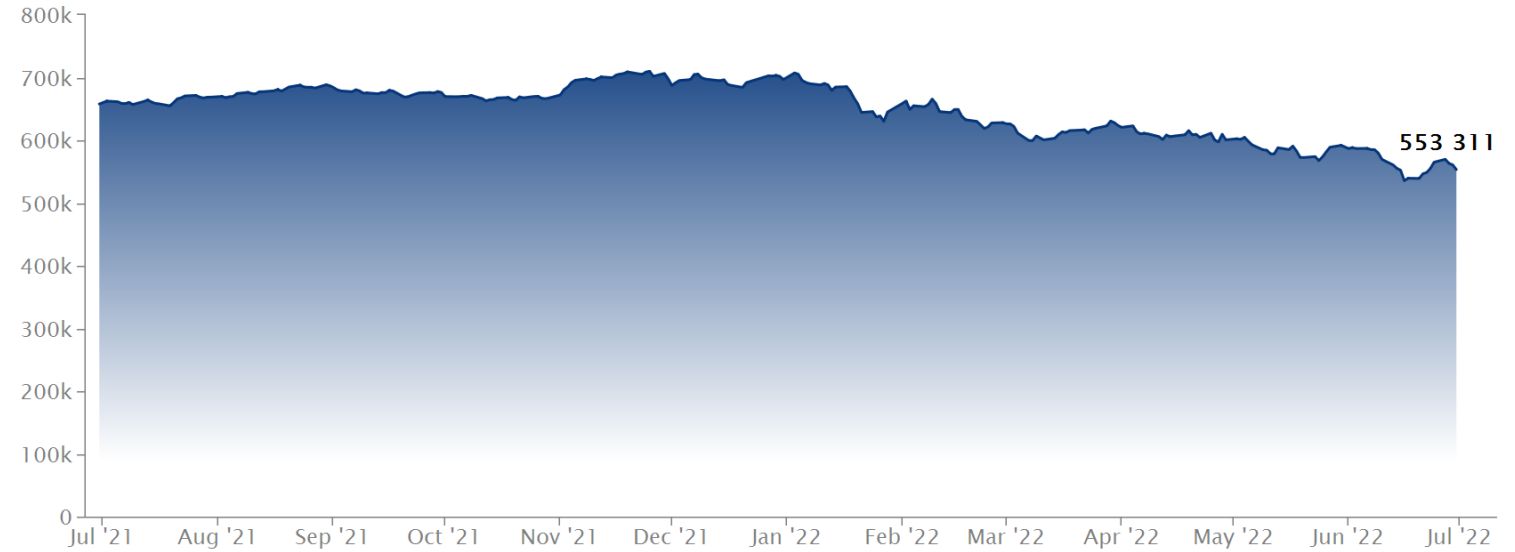
## Position Value

Position value is the sum of all your open positions, P/L of margin positions. As opposed to live updating positions the value does not include the cost to close. In the table the total position value is shown for specific dates in the stated period.

## Account value

Account value is the sum of cash and position value. In the table, the account value is shown for specific dates in the stated period. The chart shows the development of account value in the stated period.

## Account value



	30-Jun-2021	30-Sep-2021	31-Dec-2021	31-Mar-2022	30-Jun-2022
Cash	17,080.17	319,731.47	19,657.38	34,763.07	40,125.24
Position Value	640,889.73	356,651.47	677,342.43	588,845.69	513,185.40
Account value	657,969.91	676,382.95	696,999.82	623,608.76	553,310.64



# P/L (MtM) development, AUD

## Reporting period

01-Jul-2021 to 30-Jun-2022

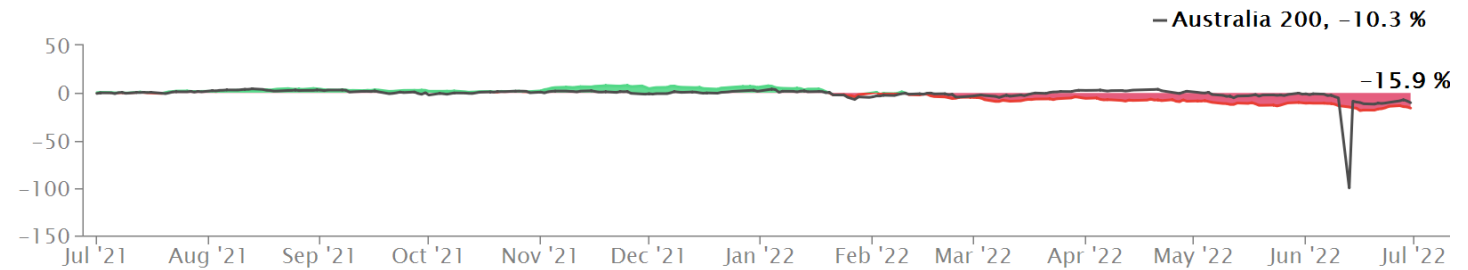
## % Return

The return displayed is the cumulative daily time weighted percentage return for the account(s) for the stated period. The percentage return for each day is calculated as the total earnings of the day divided by the previous days account value adjusted for deposits, withdrawals and transfers. The percentage return allows for comparisons of returns between accounts and periods even when the account value differs.

## P/L (MtM)

P/L (Mark-To-Market) is calculated as the following:  
Account value at the end of the stated period – value of deposits, withdrawals and security transfers – account value at the start of the stated period. The P/L (MtM) include P/L from instruments held in the period as well as non-instrument related transactions and valuation changes to cash balances on foreign currency accounts. P/L (MtM) do not include gains/losses made outside the stated period. P/L (MtM) excluding costs depict what the P/L of the account would have been if no costs had been incurred in the stated period. For positions opened prior to the stated period only price gains/losses incurred in the period will be included in the P/L (MtM).

## % Return



	Q3-2021*	Q4 2021	Q1-2022	Q2-2022*	Total
% Return	2.8 %	3.0 %	-10.5 %	-11.3 %	-15.9 %
Benchmark Australia 200	0.2 %	1.5 %	1.0 %	-12.7 %	-10.3 %

\*Partial period

## P/L (MtM)



	Q2-2021*	Q3-2021	Q4 2021	Q1-2022	Q2-2022*	Total
P/L (MtM)	0.00	18,413.04	20,616.87	-73,391.06	-70,298.12	-104,659.27
Total costs	0.00	-662.09	-640.32	-798.41	-235.91	-2,336.73

\*Partial period

# P/L(MtM) breakdown, AUD

## Reporting period

01-Jul-2021 to 30-Jun-2022

## Income

The sum of all dividends, coupons and other income received in the stated period for the instrument.

## Costs

The sum of all costs in the stated period for the instrument. Costs include both transaction costs and ongoing costs. Costs not attributable to a specific instrument are not included in this overview. Indirect costs that do not directly affect your cash balance are also included in this figure. For further details please see the Cost Summary section.

## P/L (MtM)

P/L (Mark-to-Market) is calculated as the following:  
Value of held positions at the end of the stated period + all cash booking in the period (dividends, traded values, commissions etc) – value of held positions at the start of the stated period. The P/L(MtM) can therefore be interpreted as how much the instrument contributed to the growth or decline in the account value for the stated period. P/L(MtM) do not include realized or unrealized gains/losses made outside the stated period.

## Return

The time weighted percentage return for the instrument in the stated period. The percentage return reflects the total percentage gain/loss in the stated period for the instrument and includes price changes, currency gains as well as income and costs.

## Summary

Product type	Income	Costs	P/L (MtM)
Stocks	4,666.69	-1,018.68	-45,484.02
Exchange traded products(ETF, ETC, ETN)	4,987.53	-881.00	-50,261.75
Non Instrument Related	0.00	-437.05	-405.55
Change in Accruals	0.00	0.00	1,062.97
Cash balance currency movements	0.00	0.00	-9,570.92
<b>Grand Total</b>	<b>9,654.22</b>	<b>-2,336.73</b>	<b>-104,659.27</b>

## Stocks

Instrument	Income	Costs	P/L (MtM)	% Return
Advanced Micro Devices Inc.	0.00	-10.71	-4,489.33	-20.94 %
Amazon.com Inc.	0.00	-43.98	-1,637.10	-7.60 %
Amgen Inc.	586.55	-127.43	3,542.98	14.78 %
Australia & New Zealand Banking Group Ltd	0.00	-9.39	-189.79	-1.53 %
Biogen Inc.	0.00	-13.51	-3,311.16	-11.03 %
Bluescope Steel Ltd	206.25	-25.25	-1,516.53	-9.91 %
Boston Scien Corp.	0.00	-20.10	-449.57	-2.22 %

# P/L(MtM) breakdown, AUD

## Reporting period

01-Jul-2021 to 30-Jun-2022

## Income

The sum of all dividends, coupons and other income received in the stated period for the instrument.

## Costs

The sum of all costs in the stated period for the instrument. Costs include both transaction costs and ongoing costs. Costs not attributable to a specific instrument are not included in this overview. Indirect costs that do not directly affect your cash balance are also included in this figure. For further details please see the Cost Summary section.

## P/L (MtM)

P/L (Mark-to-Market) is calculated as the following:  
Value of held positions at the end of the stated period + all cash booking in the period (dividends, traded values, commissions etc) – value of held positions at the start of the stated period. The P/L(MtM) can therefore be interpreted as how much the instrument contributed to the growth or decline in the account value for the stated period. P/L(MtM) do not include realized or unrealized gains/losses made outside the stated period.

## Return

The time weighted percentage return for the instrument in the stated period. The percentage return reflects the total percentage gain/loss in the stated period for the instrument and includes price changes, currency gains as well as income and costs.

## Stocks

Instrument	Income	Costs	P/L (MtM)	% Return
Citigroup Inc.	321.01	-69.53	-3,415.11	-16.16 %
Cochlear Ltd	108.51	-10.77	-2,316.56	-14.29 %
CSR Ltd	993.00	0.00	-3,508.60	-24.83 %
Endeavour Group Ltd.	0.00	-7.69	1,933.41	2.89 %
Endeavour Group Ltd.	0.00	0.00	-1,855.55	0.00 %
FedEx Corp.	153.66	-68.77	-4,914.90	-18.58 %
Fisher & Paykel Healthcare Corp.	0.00	-8.38	-34.78	-0.27 %
Fortescue Metals Group Ltd	0.00	-9.98	346.42	2.75 %
Haemonetics Corp.	0.00	-15.60	-2,693.56	-10.86 %
HollyFrontier Corp.	0.00	-22.83	-889.28	-3.84 %
Intel Corp.	176.63	-76.71	-4,055.04	-17.56 %
James Hardie Industries NV	138.97	-53.70	-2,270.16	-16.75 %
JB HI-FI	278.20	-17.62	-579.22	-6.74 %
Morgan Stanley	208.88	-46.67	3,594.71	13.35 %
National Australia Bank Ltd	307.20	0.00	307.20	0.00 %

# P/L(MtM) breakdown, AUD

## Reporting period

01-Jul-2021 to 30-Jun-2022

## Income

The sum of all dividends, coupons and other income received in the stated period for the instrument.

## Costs

The sum of all costs in the stated period for the instrument. Costs include both transaction costs and ongoing costs. Costs not attributable to a specific instrument are not included in this overview. Indirect costs that do not directly affect your cash balance are also included in this figure. For further details please see the Cost Summary section.

## P/L (MtM)

P/L (Mark-to-Market) is calculated as the following:  
Value of held positions at the end of the stated period + all cash booking in the period (dividends, traded values, commissions etc) – value of held positions at the start of the stated period. The P/L(MtM) can therefore be interpreted as how much the instrument contributed to the growth or decline in the account value for the stated period. P/L(MtM) do not include realized or unrealized gains/losses made outside the stated period.

## Return

The time weighted percentage return for the instrument in the stated period. The percentage return reflects the total percentage gain/loss in the stated period for the instrument and includes price changes, currency gains as well as income and costs.

## Stocks

Instrument	Income	Costs	P/L (MtM)	% Return
Netflix Inc.	0.00	-19.25	-11,576.38	-48.73 %
Newcrest Mining Ltd	0.00	-18.37	-583.81	-4.11 %
Origin Energy Ltd	0.00	-18.67	1,571.33	11.76 %
Qantas Airways Ltd	0.00	-8.42	-1,238.42	-8.86 %
Qualcomm Inc.	115.57	-28.71	-1,039.90	-4.82 %
Ramsay Health Care Ltd	206.00	-11.70	906.30	7.12 %
REA Group Ltd	0.00	-19.94	-1,887.44	-13.46 %
SEEK Ltd	0.00	-25.58	-2,773.38	-19.91 %
Starbucks Corp.	96.61	-27.19	1,786.91	7.28 %
The Walt Disney Company	0.00	-25.93	-421.44	-1.94 %
Transurban Group	142.50	-8.66	684.84	5.35 %
Tyson Foods Inc.	268.90	-66.27	3,337.59	15.34 %
United Airlines Holdings Inc.	0.00	-37.17	-1,896.01	-8.21 %
Valero Energy	0.00	-16.79	-2,258.38	-8.68 %
Wesfarmers Ltd	196.00	-19.98	-1,855.03	-14.77 %

# P/L(MtM) breakdown, AUD

## Reporting period

01-Jul-2021 to 30-Jun-2022

## Income

The sum of all dividends, coupons and other income received in the stated period for the instrument.

## Costs

The sum of all costs in the stated period for the instrument. Costs include both transaction costs and ongoing costs. Costs not attributable to a specific instrument are not included in this overview. Indirect costs that do not directly affect your cash balance are also included in this figure. For further details please see the Cost Summary section.

## P/L (MtM)

P/L (Mark-to-Market) is calculated as the following:  
Value of held positions at the end of the stated period + all cash booking in the period (dividends, traded values, commissions etc) – value of held positions at the start of the stated period. The P/L(MtM) can therefore be interpreted as how much the instrument contributed to the growth or decline in the account value for the stated period. P/L(MtM) do not include realized or unrealized gains/losses made outside the stated period.

## Return

The time weighted percentage return for the instrument in the stated period. The percentage return reflects the total percentage gain/loss in the stated period for the instrument and includes price changes, currency gains as well as income and costs.

## Stocks

Instrument	Income	Costs	P/L (MtM)	% Return
Westpac Banking Corp.	0.00	0.00	0.00	0.00 %
Woolworths Group Ltd	162.25	-7.43	160.72	-0.01 %
<b>Total</b>	<b>4,666.69</b>	<b>-1,018.68</b>	<b>-45,484.02</b>	<b>-</b>

## Exchange traded products(ETF, ETC, ETN)

Instrument	Income	Costs	P/L (MtM)	% Return
Invesco QQQ Trust, Series 1	952.32	-345.67	-22,766.27	-12.43 %
iShares Core S&P Mid-Cap ETF	676.41	-182.10	-9,144.47	-8.49 %
iShares S&P Mid-Cap ETF	1,243.17	-188.03	-3,400.84	-2.53 %
Vanguard Australian Shares Index ETF	2,115.63	-85.72	-6,608.69	-7.21 %
Vanguard US Total Market Shares Index ETF	0.00	-79.48	-8,341.48	-9.22 %
<b>Total</b>	<b>4,987.53</b>	<b>-881.00</b>	<b>-50,261.75</b>	<b>-</b>

# Holdings, AUD

As of  
30-Jun-2022

All positions shown in this section are subject to the rules of Directive 2014/65/EU and its implementing measures

## Summary

Product	P/L	Exposure value	% Weight
Stocks	-4,321.7	81,692.89	14.76 %
Exchange traded products(ETF, ETC, ETN)	-64,301.3	431,492.51	77.98 %
Cash	-	40,125.24	7.25 %
<b>Grand Total</b>	<b>-68,623.1</b>	<b>553,310.64</b>	<b>100.00</b>

## Stocks

Instrument	Instrument currency	Quantity	Conversion Rate	Open price	Current price	% Price change	P/L	Market Value	% Weight
Advanced Micro Devices Inc. (ISIN: US0079031078)	USD	153	1.44827	101.55000	76.47000	-24.70 %	-4,478.6	16,944.66	3.06 %
Amgen Inc. (ISIN: US0311621009)	USD	75	1.44827	241.66000	243.30000	0.68 %	2,285.0	26,427.35	4.78 %
Cochlear Ltd (ISIN: AU000000COH5)	AUD	70	1.00000	233.19000	198.70000	-14.79 %	-2,414.3	13,909.00	2.51 %
CSR Ltd (ISIN: AU000000CSR5)	AUD	2648	1.00000	4.16000	4.06000	-2.40 %	-264.8	10,750.88	1.94 %
Transurban Group (ISIN: AU000000TCL6)	AUD	950	1.00000	13.80000	14.38000	4.20 %	551.0	13,661.00	2.47 %
<b>Total</b>	<b>-</b>	<b>-</b>	<b>-</b>	<b>-</b>	<b>-</b>	<b>-</b>	<b>-4,321.7</b>	<b>81,692.89</b>	<b>14.76 %</b>

# Holdings, AUD

As of  
30-Jun-2022

## Exchange traded products(ETF, ETC, ETN)

Instrument	Instrument currency	Sustainability rating	Asset class focus	Quantity	Conversion Rate	Open price	Current price	% Price change	P/L	Market Value	% Weight
Invesco QQQ Trust, Series 1 (ISIN: US46090E1038)	USD		Equity	400	1.44827	373.91000	280.28000	-25.04 %	-37,746.1	162,368.71	29.34 %
iShares Core S&P Mid-Cap ETF (ISIN: US4642875078)	USD		Equity	300	1.44827	269.86000	226.23000	-16.17 %	-9,654.7	98,292.80	17.76 %
Vanguard Australian Shares Index ETF (ISIN: AU000000VAS1)	AUD		Equity	1060	1.00000	91.89962	83.75000	-8.87 %	-8,638.6	88,775.00	16.04 %
Vanguard US Total Market Shares Index ETF (ISIN: AU000000VTS1)	AUD		Equity	300	1.00000	301.06000	273.52000	-9.15 %	-8,262.0	82,056.00	14.83 %
<b>Total</b>	-	-	-	-	-	-	-	-	<b>-64,301.3</b>	<b>431,492.51</b>	<b>77.98 %</b>

## Cash

Account	Currency	Value	% Weight
36000/112794	AUD	16,835.69	
36000/112794USD	USD	16,080.92	
<b>All accounts</b>	<b>AUD</b>	<b>40,125.24</b>	<b>7.25 %</b>

# Cost summary

## Reporting period

01-Jul-2021 to 30-Jun-2022

### Investment service costs

<b>Ongoing costs</b>	<b>-397.30 AUD</b>
Client Custody Fee	-397.30 AUD
<b>Transaction costs</b>	<b>-39.75 AUD</b>
VAT on Fee Client	-39.75 AUD
<b>Incidental costs</b>	<b>0 AUD</b>
<b>Ancillary costs</b>	<b>0 AUD</b>
<b>One-off costs</b>	<b>0 AUD</b>
<b>Total</b>	<b>-437.05 AUD</b>
<b>Total %</b>	<b>-0.08 %</b>

### Financial instrument costs

<b>Ongoing costs</b>	<b>-86.96 AUD</b>
*External product costs	-86.96 AUD
<b>Transaction costs</b>	<b>-1,812.72 AUD</b>
Commission	-1,192.75 AUD
Corporate Actions - Withholding Tax	-568.26 AUD
Exchange Fee	-3.62 AUD
VAT on Commission	-48.09 AUD
<b>Incidental costs</b>	<b>0 AUD</b>
<b>One-off costs</b>	<b>0 AUD</b>
<b>Total</b>	<b>-1,899.68 AUD</b>
<b>Total %</b>	<b>-0.34 %</b>

### Third-party payments

<b>Total</b>	<b>0 AUD</b>
<b>Total %</b>	<b>0.00 %</b>

### Total costs

<b>Total costs in period</b>	<b>-2,336.73 AUD</b>
Average portfolio exposure in period	552,865.49 AUD
Cost as a percentage	-0.42 %

## Disclaimer

\*External product costs are costs incurred within ETFs and Mutual Funds and not charged directly on your account.



## 77700 - Shares in Listed Companies (Overseas)

2022 Financial Year

Preparer Louise Montiel

Reviewer Steven Lee

Status Completed

Account Code	Description	CY Units	CY Balance	LY Units	LY Balance	Change
AMD.NDQ5	Advanced Micro Devices Inc.	153.000000	\$16,983.46			100%
AMGN.NDQ2	AMGEN Inc.	75.000000	\$26,487.88	0.000000		100%
AMZN.NDQ7	Amazon.com Inc.	0.000000		0.000000		0%
BIIB.NDQ	Biogen Inc	0.000000		65.000000	\$29,938.21	100%
BSX.NYE2	Boston Scientific Corp.	0.000000		0.000000		0%
C.NYE1	Citigroup Inc	0.000000		0.000000		0%
DIS.NYE9	Walt Disney Co (The)	0.000000				0%
FDX.NYE	Fedex Corp	0.000000		83.000000	\$32,936.14	100%
HAE.NYE2	Haemonetics Corp.	0.000000		279.000000	\$24,730.73	100%
HFC.NYE	HF Sinclair Corporation	0.000000				0%
INTC.NDQ2	Intel Corp.	0.000000		0.000000		0%
MS.NYE2	Morgan Stanley	0.000000		220.000000	\$26,831.33	100%
NFLX.NDQ4	Netflix Inc	0.000000		0.000000		0%
QCOM.NDQ10	Qualcomm, Inc.	0.000000		124.000000	\$23,574.52	100%
QQQ.NDQ2	Invesco Capital Management LLC - Invesco QQQ Trust Series 1	400.000000	\$162,740.60	400.000000	\$188,576.76	(13.7)%

Account Code	Description	CY Units	CY Balance	LY Units	LY Balance	Change
SBUX.NDQ1	Starbucks Corp.	0.000000		157.000000	\$23,349.53	100%
TSN.NYE2	Tyson Foods, Inc. - Ordinary Shares - Class A	0.000000		0.000000		0%
UAL.NDQ	United Airlines Holdings Inc	0.000000		297.000000	\$20,657.27	100%
VLO.NYE1	Valero Energy Corp.	0.000000		250.000000	\$25,964.35	100%
<b>TOTAL</b>		<b>CY Units</b>	<b>CY Balance</b>	<b>LY Units</b>	<b>LY Balance</b>	
		628.000000	\$206,211.94	1875.000000	\$396,558.84	

## Supporting Documents

○ Investment Movement Report [Report](#)

## Standard Checklist

- Attach copies of Statements and Source Documentation
- Attach Investment Movement Report
- Ensure all Investments are valued at June 30 in Australian Dollars
- Ensure the investment is in accordance with the Fund's investment strategy
- Ensure the investment is in accordance with the SIS Act

# Karen Glover Super Fund

## Investment Movement Report

As at 30 June 2022

Investment	Opening Balance		Additions		Disposals			Closing Balance		
	Units	Cost	Units	Cost	Units	Cost	Accounting Profit/(Loss)	Units	Cost	Market Value
<b>Bank Accounts</b>										
ANZ Business Premium Saver 4677-48565		25,163.24		18,992.45		(4,899.72)			39,255.97	39,255.97
Saxo AUD Cash Account		14,848.02		331,457.09		(330,298.86)			16,006.25	16,006.25
Saxo USD Cash Account		2,226.53		671,928.51		(651,041.70)			23,113.34	23,113.34
		<b>42,237.79</b>		<b>1,022,378.05</b>		<b>(986,240.28)</b>			<b>78,375.56</b>	<b>78,375.56</b>
<b>Shares in Listed Companies (Australian)</b>										
ANZ.AX - Australia And New Zealand Banking Group Limited	440.00	12,417.56			(440.00)	(12,417.56)	(221.35)			0.00
BSL.AX - Bluescope Steel Limited			825.00	17,383.99	(825.00)	(17,383.99)	(1,722.78)			0.00
COH.AX - Cochlear Limited			70.00	16,334.07				70.00	16,334.07	13,909.00
CSR.AX - CSR Limited	2,648.00	11,024.16						2,648.00	11,024.16	10,750.88
EDV.AX - Endeavour Group Limited	295.00	1,700.84			(295.00)	(1,700.84)	232.57			0.00
FPH.AX - Fisher & Paykel Healthcare Corporation Limited	440.00	12,791.74			(440.00)	(12,791.74)	(101.72)			0.00
FMG.AX - Fortescue Metals Group Ltd	540.00	11,954.00			(540.00)	(11,954.00)	996.02			0.00
IJH.AX - Ishares S&p Mid-cap Etf										

# Karen Glover Super Fund

## Investment Movement Report

As at 30 June 2022

Investment	Opening Balance		Additions		Disposals			Closing Balance		
	Units	Cost	Units	Cost	Units	Cost	Accounting Profit/(Loss)	Units	Cost	Market Value
	383.00	99,618.35	300.00	108,602.45	(383.00)	(99,618.35)	33,169.53	300.00	108,602.45	99,027.00
JHX.AX - James Hardie Industries Plc			253.00	13,668.49	(253.00)	(13,668.49)	(2,374.39)		0.00	
JBH.AX - Jb Hi-fi Limited			260.00	12,718.59	(260.00)	(12,718.59)	(857.42)		0.00	
NCM.AX - Newcrest Mining Limited			589.00	14,216.05	(589.00)	(14,216.05)	(583.81)		0.00	
ORG.AXW - Origin Energy Limited			3,000.00	13,358.81	(3,000.00)	(13,358.81)	1,571.33		0.00	
QAN.AX - Qantas Airways Limited	3,000.00	14,005.78			(3,000.00)	(14,005.78)	(1,264.20)		0.00	
RHC.AX - Ramsay Health Care Limited	200.00	12,809.86			(200.00)	(12,809.86)	480.44		0.00	
REA.AX - REA Group Ltd			90.00	14,025.85	(90.00)	(14,025.85)	(1,887.44)		0.00	
SEK.AX - Seek Limited	400.00	12,769.82	420.00	13,154.68	(820.00)	(25,924.50)	(2,287.20)		0.00	
TCLR.AX - Transurban Group			105.00		(105.00)	0.00	31.50		0.00	
WES.AX - Wesfarmers Limited			245.00	14,422.87	(245.00)	(14,912.87)	(2,541.03)		(490.00)	
WOW.AX - Woolworths Group Limited	295.00	10,285.38			(295.00)	(10,285.38)	961.44		0.00	
		<b>199,377.49</b>		<b>237,885.85</b>		<b>(301,792.66)</b>	<b>23,601.49</b>		<b>135,470.68</b>	<b>123,686.88</b>

# Karen Glover Super Fund

## Investment Movement Report

As at 30 June 2022

Investment	Opening Balance		Additions		Disposals			Closing Balance		Market Value
	Units	Cost	Units	Cost	Units	Cost	Accounting Profit/(Loss)	Units	Cost	
<b>Shares in Listed Companies (Overseas)</b>										
AMD.NDQ5 - Advanced Micro Devices Inc.			153.00	21,467.92				153.00	21,467.92	16,983.46
AMZN.NDQ7 - Amazon.com Inc.			9.00	42,400.55	(9.00)	(42,400.55)	(1,675.51)		0.00	
AMGN.NDQ2 - AMGEN Inc.			150.00	46,232.08	(75.00)	(21,993.41)	804.33	75.00	24,238.67	26,487.88
BIIB.NDQ - Biogen Inc	65.00	21,965.12			(65.00)	(21,965.12)	4,823.65		0.00	
BSX.NYE2 - Boston Scientific Corp.			349.00	20,246.01	(349.00)	(20,246.01)	(621.15)		0.00	
C.NYE1 - Citigroup Inc			227.00	21,381.48	(227.00)	(21,381.48)	(3,631.08)		0.00	
FDX.NYE - Fedex Corp	83.00	29,047.30	68.00	23,193.11	(151.00)	(52,240.41)	(1,257.95)		0.00	
HAE.NYE2 - Haemonetics Corp.	279.00	21,679.58			(279.00)	(21,679.58)	384.15		0.00	
HFC.NYE - HF Sinclair Corporation			520.00	23,210.52	(520.00)	(23,210.52)	(1,017.97)		0.00	
INTC.NDQ2 - Intel Corp.			650.00	45,561.19	(650.00)	(45,561.19)	(4,280.49)		0.00	
QQQ.NDQ2 - Invesco Capital Management LLC - Invesco QQQ Trust Series 1	400.00	173,097.02	400.00	200,722.71	(400.00)	(173,097.02)	29,244.30	400.00	200,722.71	162,740.60
MS.NYE2 - Morgan Stanley										

# Karen Glover Super Fund

## Investment Movement Report

As at 30 June 2022

Investment	Opening Balance		Additions		Disposals			Closing Balance		
	Units	Cost	Units	Cost	Units	Cost	Accounting Profit/(Loss)	Units	Cost	Market Value
	220.00	26,407.94			(220.00)	(26,407.94)	3,863.92		0.00	
NFLX.NDQ4 - Netflix Inc			25.00	23,693.88	(25.00)	(23,693.88)	(11,451.12)		0.00	
QCOM.NDQ10 - Qualcomm, Inc.	124.00	21,651.97			(124.00)	(21,651.97)	879.60		0.00	
SBUX.NDQ1 - Starbucks Corp.	157.00	22,428.63			(157.00)	(22,428.63)	2,685.71		0.00	
TSN.NYE2 - Tyson Foods, Inc. - Ordinary Shares - Class A			210.00	21,779.42	(210.00)	(21,779.42)	3,109.75		0.00	
UAL.NDQ - United Airlines Holdings Inc	297.00	21,663.90	365.00	23,433.68	(662.00)	(45,097.58)	(2,853.71)		0.00	
VLO.NYE1 - Valero Energy Corp.	250.00	25,601.24			(250.00)	(25,601.24)	(1,617.91)		0.00	
DIS.NYE9 - Walt Disney Co (The)			93.00	21,720.23	(93.00)	(21,720.23)	(642.45)		0.00	
	<b>363,542.70</b>		<b>535,042.78</b>		<b>(652,156.18)</b>		<b>16,746.07</b>		<b>246,429.30</b>	<b>206,211.94</b>

### Units in Listed Unit Trusts (Australian)

TCL.AX - Transurban Group			950.00	13,118.66				950.00	13,118.66	13,660.00
VAS.AX - Vanguard Australian Shares Index Etf			1,060.00	97,499.32				1,060.00	97,499.32	88,775.00
VTS.AX2 - Vanguard Us Total Market Shares Index Etf			300.00	90,397.48				300.00	90,397.48	82,056.00

**Karen Glover Super Fund**  
**Investment Movement Report**

As at 30 June 2022

Investment	Opening Balance		Additions		Disposals			Closing Balance		Market Value
	Units	Cost	Units	Cost	Units	Cost	Accounting Profit/(Loss)	Units	Cost	
		201,015.46							201,015.46	184,491.00
	605,157.98		1,996,322.14		(1,940,189.12)		40,347.56		661,291.00	592,765.38

# 78200 - Units in Listed Unit Trusts (Australian)

2022 Financial Year

Preparer Louise Montiel

Reviewer Steven Lee

Status Completed

Account Code	Description	CY Units	CY Balance	LY Units	LY Balance	Change
TCL.AX	Transurban Group	950.000000	\$13,660.00	0.000000		100%
VAS.AX	Vanguard Australian Shares Index Etf	1060.000000	\$88,775.00			100%
VTS.AX2	Vanguard Us Total Market Shares Index Etf	300.000000	\$82,056.00			100%
<b>TOTAL</b>		<b>CY Units</b>	<b>CY Balance</b>	<b>LY Units</b>	<b>LY Balance</b>	
		2310.000000	\$184,491.00	0.000000		

## Supporting Documents

○ Investment Movement Report [Report](#)

## Standard Checklist

- Attach copies of Statements and Source Documentation
- Attach Investment Movement Report
- Ensure all Investments are valued correctly at June 30
- Ensure the investment is in accordance with the Fund's investment strategy
- Ensure the investment is in accordance with the SIS Act



# Karen Glover Super Fund

## Investment Movement Report

As at 30 June 2022

Investment	Opening Balance		Additions		Disposals			Closing Balance		
	Units	Cost	Units	Cost	Units	Cost	Accounting Profit/(Loss)	Units	Cost	Market Value
<b>Bank Accounts</b>										
ANZ Business Premium Saver 4677-48565		25,163.24		18,992.45		(4,899.72)			39,255.97	39,255.97
Saxo AUD Cash Account		14,848.02		331,457.09		(330,298.86)			16,006.25	16,006.25
Saxo USD Cash Account		2,226.53		671,928.51		(651,041.70)			23,113.34	23,113.34
		<b>42,237.79</b>		<b>1,022,378.05</b>		<b>(986,240.28)</b>			<b>78,375.56</b>	<b>78,375.56</b>
<b>Shares in Listed Companies (Australian)</b>										
ANZ.AX - Australia And New Zealand Banking Group Limited	440.00	12,417.56			(440.00)	(12,417.56)	(221.35)			0.00
BSL.AX - Bluescope Steel Limited			825.00	17,383.99	(825.00)	(17,383.99)	(1,722.78)			0.00
COH.AX - Cochlear Limited			70.00	16,334.07				70.00	16,334.07	13,909.00
CSR.AX - CSR Limited	2,648.00	11,024.16						2,648.00	11,024.16	10,750.88
EDV.AX - Endeavour Group Limited	295.00	1,700.84			(295.00)	(1,700.84)	232.57			0.00
FPH.AX - Fisher & Paykel Healthcare Corporation Limited	440.00	12,791.74			(440.00)	(12,791.74)	(101.72)			0.00
FMG.AX - Fortescue Metals Group Ltd	540.00	11,954.00			(540.00)	(11,954.00)	996.02			0.00
IJH.AX - Ishares S&p Mid-cap Etf										

# Karen Glover Super Fund

## Investment Movement Report

As at 30 June 2022

Investment	Opening Balance		Additions		Disposals			Closing Balance		
	Units	Cost	Units	Cost	Units	Cost	Accounting Profit/(Loss)	Units	Cost	Market Value
	383.00	99,618.35	300.00	108,602.45	(383.00)	(99,618.35)	33,169.53	300.00	108,602.45	99,027.00
JHX.AX - James Hardie Industries Plc			253.00	13,668.49	(253.00)	(13,668.49)	(2,374.39)		0.00	
JBH.AX - Jb Hi-fi Limited			260.00	12,718.59	(260.00)	(12,718.59)	(857.42)		0.00	
NCM.AX - Newcrest Mining Limited			589.00	14,216.05	(589.00)	(14,216.05)	(583.81)		0.00	
ORG.AXW - Origin Energy Limited			3,000.00	13,358.81	(3,000.00)	(13,358.81)	1,571.33		0.00	
QAN.AX - Qantas Airways Limited	3,000.00	14,005.78			(3,000.00)	(14,005.78)	(1,264.20)		0.00	
RHC.AX - Ramsay Health Care Limited	200.00	12,809.86			(200.00)	(12,809.86)	480.44		0.00	
REA.AX - REA Group Ltd			90.00	14,025.85	(90.00)	(14,025.85)	(1,887.44)		0.00	
SEK.AX - Seek Limited	400.00	12,769.82	420.00	13,154.68	(820.00)	(25,924.50)	(2,287.20)		0.00	
TCLR.AX - Transurban Group			105.00		(105.00)	0.00	31.50		0.00	
WES.AX - Wesfarmers Limited			245.00	14,422.87	(245.00)	(14,912.87)	(2,541.03)		(490.00)	
WOW.AX - Woolworths Group Limited	295.00	10,285.38			(295.00)	(10,285.38)	961.44		0.00	
		<b>199,377.49</b>		<b>237,885.85</b>		<b>(301,792.66)</b>	<b>23,601.49</b>		<b>135,470.68</b>	<b>123,686.88</b>

# Karen Glover Super Fund

## Investment Movement Report

As at 30 June 2022

Investment	Opening Balance		Additions		Disposals			Closing Balance		Market Value
	Units	Cost	Units	Cost	Units	Cost	Accounting Profit/(Loss)	Units	Cost	
<b>Shares in Listed Companies (Overseas)</b>										
AMD.NDQ5 - Advanced Micro Devices Inc.			153.00	21,467.92				153.00	21,467.92	16,983.46
AMZN.NDQ7 - Amazon.com Inc.			9.00	42,400.55	(9.00)	(42,400.55)	(1,675.51)		0.00	
AMGN.NDQ2 - AMGEN Inc.			150.00	46,232.08	(75.00)	(21,993.41)	804.33	75.00	24,238.67	26,487.88
BIIB.NDQ - Biogen Inc	65.00	21,965.12			(65.00)	(21,965.12)	4,823.65		0.00	
BSX.NYE2 - Boston Scientific Corp.			349.00	20,246.01	(349.00)	(20,246.01)	(621.15)		0.00	
C.NYE1 - Citigroup Inc			227.00	21,381.48	(227.00)	(21,381.48)	(3,631.08)		0.00	
FDX.NYE - Fedex Corp	83.00	29,047.30	68.00	23,193.11	(151.00)	(52,240.41)	(1,257.95)		0.00	
HAE.NYE2 - Haemonetics Corp.	279.00	21,679.58			(279.00)	(21,679.58)	384.15		0.00	
HFC.NYE - HF Sinclair Corporation			520.00	23,210.52	(520.00)	(23,210.52)	(1,017.97)		0.00	
INTC.NDQ2 - Intel Corp.			650.00	45,561.19	(650.00)	(45,561.19)	(4,280.49)		0.00	
QQQ.NDQ2 - Invesco Capital Management LLC - Invesco QQQ Trust Series 1	400.00	173,097.02	400.00	200,722.71	(400.00)	(173,097.02)	29,244.30	400.00	200,722.71	162,740.60
MS.NYE2 - Morgan Stanley										

# Karen Glover Super Fund

## Investment Movement Report

As at 30 June 2022

Investment	Opening Balance		Additions		Disposals			Closing Balance		Market Value
	Units	Cost	Units	Cost	Units	Cost	Accounting Profit/(Loss)	Units	Cost	
	220.00	26,407.94			(220.00)	(26,407.94)	3,863.92		0.00	
NFLX.NDQ4 - Netflix Inc			25.00	23,693.88	(25.00)	(23,693.88)	(11,451.12)		0.00	
QCOM.NDQ10 - Qualcomm, Inc.	124.00	21,651.97			(124.00)	(21,651.97)	879.60		0.00	
SBUX.NDQ1 - Starbucks Corp.	157.00	22,428.63			(157.00)	(22,428.63)	2,685.71		0.00	
TSN.NYE2 - Tyson Foods, Inc. - Ordinary Shares - Class A			210.00	21,779.42	(210.00)	(21,779.42)	3,109.75		0.00	
UAL.NDQ - United Airlines Holdings Inc	297.00	21,663.90	365.00	23,433.68	(662.00)	(45,097.58)	(2,853.71)		0.00	
VLO.NYE1 - Valero Energy Corp.	250.00	25,601.24			(250.00)	(25,601.24)	(1,617.91)		0.00	
DIS.NYE9 - Walt Disney Co (The)			93.00	21,720.23	(93.00)	(21,720.23)	(642.45)		0.00	
	<b>363,542.70</b>		<b>535,042.78</b>		<b>(652,156.18)</b>		<b>16,746.07</b>		<b>246,429.30</b>	<b>206,211.94</b>

### Units in Listed Unit Trusts (Australian)

TCL.AX - Transurban Group			950.00	13,118.66				950.00	13,118.66	13,660.00
VAS.AX - Vanguard Australian Shares Index Etf			1,060.00	97,499.32				1,060.00	97,499.32	88,775.00
VTS.AX2 - Vanguard Us Total Market Shares Index Etf			300.00	90,397.48				300.00	90,397.48	82,056.00

**Karen Glover Super Fund**  
**Investment Movement Report**

As at 30 June 2022

Investment	Opening Balance		Additions		Disposals			Closing Balance		Market Value
	Units	Cost	Units	Cost	Units	Cost	Accounting Profit/(Loss)	Units	Cost	
		201,015.46							201,015.46	184,491.00
	605,157.98		1,996,322.14		(1,940,189.12)		40,347.56		661,291.00	592,765.38

# 85000 - Income Tax Payable/Refundable

2022 Financial Year

Preparer Lousse Montiel

Reviewer Steven Lee

Status Completed

Account Code	Description	CY Balance	LY Balance	Change
85000	Income Tax Payable/Refundable	(\$4,612.14)	(\$1,551.74)	197.22%
<b>TOTAL</b>		<b>CY Balance</b>	<b>LY Balance</b>	
		(\$4,612.14)	(\$1,551.74)	

## Supporting Documents

- Tax Reconciliation Report [Report](#)
- Statement of Taxable Income [Report](#)
- Non Deductible Expense Reconciliation [Report](#)
- Exempt Pension Reconciliation [Report](#)
- ATO\_Income Tax.pdf [85000](#)
- ATO\_PAYG.pdf [85000](#)

## Standard Checklist

- Attach Actuarial Certificate (if applicable)
- Attach any other Tax reconciliations
- Attach copy of Exempt Pension Reconciliation (if applicable)
- Attach copy of Non Deductible Expense Reconciliation (if applicable)
- Attach copy of Statement of Taxable Income
- Attach copy of Tax Reconciliation Report
- Confirm Transactions in ATO Portal

Karen Glover Super Fund

# Exempt Current Pension Income Reconciliation

For The Period 01 July 2021 - 30 June 2022

	Date	Account Code	Account Description	Taxable Amount	Actuary/Pool %	Exempt Amount
<b>Label A</b>						
<b>Final calculations 01 July 2021 - 30 June 2022</b>			Net Capital Gains	26,144.49	0.00 %	<b>0.00</b>
<b>Segment - 01 July 2021 to 30 June 2022</b>						
<b>Label C</b>						
	30/07/2021	25000/ANZ467748565	ANZ Business Premium Saver 4677-48565	1.06		
	31/08/2021	25000/ANZ467748565	ANZ Business Premium Saver 4677-48565	1.18		
	30/09/2021	25000/ANZ467748565	ANZ Business Premium Saver 4677-48565	1.14		
	29/10/2021	25000/ANZ467748565	ANZ Business Premium Saver 4677-48565	0.47		
	30/11/2021	25000/ANZ467748565	ANZ Business Premium Saver 4677-48565	0.26		
	31/12/2021	25000/ANZ467748565	ANZ Business Premium Saver 4677-48565	0.27		
	31/01/2022	25000/ANZ467748565	ANZ Business Premium Saver 4677-48565	0.28		
	28/02/2022	25000/ANZ467748565	ANZ Business Premium Saver 4677-48565	0.27		
	31/03/2022	25000/ANZ467748565	ANZ Business Premium Saver 4677-48565	0.29		
	29/04/2022	25000/ANZ467748565	ANZ Business Premium Saver 4677-48565	0.28		
	31/05/2022	25000/ANZ467748565	ANZ Business Premium Saver 4677-48565	0.33		
	30/06/2022	25000/ANZ467748565	ANZ Business Premium Saver 4677-48565	0.31		
			<b>Total</b>	6.14	0.000 %	<b>0.00</b>
<b>Label D1</b>						
	12/07/2021	23900/FDX.NYE	Fedex Corp	83.28		
	30/07/2021	23900/QQQ.NDQ2	Invesco Capital Management LLC - Invesco	215.04		
	13/08/2021	23900/MS.NYE2	Morgan Stanley	209.89		
	27/08/2021	23900/SBUX.NDQ1	Starbucks Corp.	97.48		
	23/09/2021	23900/QCOM.NDQ10	Qualcomm, Inc.	116.40		

Karen Glover Super Fund

## Exempt Current Pension Income Reconciliation

For The Period 01 July 2021 - 30 June 2022

	Date	Account Code	Account Description	Taxable Amount	Actuary/Pool %	Exempt Amount
<b>Label D1</b>						
	29/10/2021	23900/QQQ.NDQ2	Invesco Capital Management LLC - Invesco	219.41		
	24/11/2021	23900/C.NYE1	Citigroup Inc	160.59		
	08/12/2021	23900/AMGN.NDQ2	AMGEN Inc.	185.06		
	15/12/2021	23900/TSN.NYE2	Tyson Foods, Inc. - Ordinary Shares - Class	135.79		
	27/12/2021	23900/FDX.NYE	Fedex Corp	70.49		
	31/12/2021	23900/QQQ.NDQ2	Invesco Capital Management LLC - Invesco	270.89		
	25/02/2022	23900/C.NYE1	Citigroup Inc	160.83		
	01/03/2022	23900/INTC.NDQ2	Intel Corp.	176.47		
	08/03/2022	23900/AMGN.NDQ2	AMGEN Inc.	199.06		
	15/03/2022	23900/TSN.NYE2	Tyson Foods, Inc. - Ordinary Shares - Class	134.42		
	30/03/2022	23900/IJH.AX	Ishares S&p Mid-cap Etf	337.49		
	29/04/2022	23900/QQQ.NDQ2	Invesco Capital Management LLC - Invesco	242.70		
	08/06/2022	23900/AMGN.NDQ2	AMGEN Inc.	202.02		
	15/06/2022	23900/IJH.AX	Ishares S&p Mid-cap Etf	342.98		
			<b>Total</b>	3,560.29	0.000 %	<b>0.00</b>

**Label J**

	13/10/2021	23900/IJH.AX	Ishares S&p Mid-cap Etf	410.21		
	20/12/2021	23900/JHX.AX	James Hardie Industries Plc	138.97		
	06/01/2022	23900/IJH.AX	Ishares S&p Mid-cap Etf	403.54		
	24/01/2022	23900/IJH.AX	Ishares S&p Mid-cap Etf	429.42		
	29/03/2022	23900/BSL.AX	Bluescope Steel Limited	206.25		
	21/04/2022	23900/COH.AX	Cochlear Limited	37.98		



Karen Glover Super Fund

## Exempt Current Pension Income Reconciliation

For The Period 01 July 2021 - 30 June 2022

	Date	Account Code	Account Description	Taxable Amount	Actuary/Pool %	Exempt Amount
<b>Label J</b>						
	25/04/2022	23900/COH.AX	Cochlear Limited	70.53		
			<b>Total</b>	1,696.90	0.000 %	<b>0.00</b>
<b>Label K</b>						
	02/07/2021	23900/CSR.AX	CSR Limited	635.52		
	02/07/2021	23900/NAB.AX	National Australia Bank Limited	307.20		
	10/09/2021	23900/JBH.AX	Jb Hi-fi Limited	278.20		
	30/09/2021	23900/RHC.AX	Ramsay Health Care Limited	206.00		
	08/10/2021	23900/WOW.AX	Woolworths Group Limited	162.25		
	10/12/2021	23900/CSR.AX	CSR Limited	357.48		
	30/03/2022	23900/WES.AX	Wesfarmers Limited	196.00		
			<b>Total</b>	2,142.65	0.000 %	<b>0.00</b>
<b>Label L</b>						
	02/07/2021	23900/CSR.AX	CSR Limited	272.37		
	02/07/2021	23900/NAB.AX	National Australia Bank Limited	131.66		
	10/09/2021	23900/JBH.AX	Jb Hi-fi Limited	119.23		
	30/09/2021	23900/RHC.AX	Ramsay Health Care Limited	88.29		
	08/10/2021	23900/WOW.AX	Woolworths Group Limited	69.54		
	10/12/2021	23900/CSR.AX	CSR Limited	153.21		
	30/03/2022	23900/WES.AX	Wesfarmers Limited	84.00		
			<b>Total</b>	918.30	0.000 %	<b>0.00</b>
<b>Label M</b>						
	30/06/2022	23800/VAS.AX	Vanguard Australian Shares Index Etf	2,115.63		

**Karen Glover Super Fund**

**Exempt Current Pension Income Reconciliation**

For The Period 01 July 2021 - 30 June 2022

	Date	Account Code	Account Description	Taxable Amount	Actuary/Pool %	Exempt Amount
<b>Label M</b>						
	30/06/2022	23800/TCL.AX	Transurban Group	142.50		
			<b>Total</b>	2,258.13	0.000 %	<b>0.00</b>
					<b>Total Segment ECPI *</b>	<b>0.00</b>
					<b>SMSF Annual Return Rounding</b>	<b>0.00</b>
					<b>Total ECPI</b>	<b>0.00</b>

\* Total Segment ECPI does not include ECPI amounts from Label A. The total ECPI from Label A is shown separately at the start of the report.

Karen Glover Super Fund

# Pension Non Deductible Expense Report

For The Period 01 July 2021 - 30 June 2022

---

	Date	Account Code	Account Description	Amount	Expense %	Deductible	Non Deductible
<b>Segment - 01 July 2021 to 30 June 2022</b>							
<b>Label H</b>							
	20/09/2021	30700	Auditor's Remuneration	550.00			
			<b>Total</b>	550.00	0.000 %	550.00	0.00

---

**Label I**

01/02/2022	37500/00065	Investment Expenses	4.03
02/12/2021	37500/00065	Investment Expenses	55.00
01/04/2022	37500/00065	Investment Expenses	55.00
01/11/2021	37500/00065	Investment Expenses	27.50
01/07/2021	37500/00065	Investment Expenses	34.29
02/06/2022	37500/00065	Investment Expenses	55.00
01/04/2022	37500/00065	Investment Expenses	27.50
02/06/2022	37500/00065	Investment Expenses	27.50
01/09/2021	37500/00065	Investment Expenses	59.99
01/06/2022	37500/00065	Investment Expenses	3.28
02/07/2021	37500/00065	Investment Expenses	27.50
01/02/2022	37500/00065	Investment Expenses	27.50
01/11/2021	37500/00065	Investment Expenses	55.00
03/01/2022	37500/00065	Investment Expenses	3.97
01/10/2021	37500/00065	Investment Expenses	27.90
02/05/2022	37500/00065	Investment Expenses	3.52

---

Karen Glover Super Fund

## Pension Non Deductible Expense Report

For The Period 01 July 2021 - 30 June 2022

	Date	Account Code	Account Description	Amount	Expense %	Deductible	Non Deductible
<b>Label I</b>							
	04/10/2021	37500/00065	Investment Expenses	55.00			
	02/03/2022	37500/00065	Investment Expenses	55.00			
	01/12/2021	37500/00065	Investment Expenses	3.60			
	03/05/2022	37500/00065	Investment Expenses	55.00			
	02/12/2021	37500/00065	Investment Expenses	27.50			
	01/12/2021	37500/00065	Investment Expenses	36.00			
	02/05/2022	37500/00065	Investment Expenses	35.17			
	02/03/2022	37500/00065	Investment Expenses	27.50			
	03/05/2022	37500/00065	Investment Expenses	27.50			
	01/09/2021	37500/00065	Investment Expenses	3.55			
	01/04/2022	37500/00065	Investment Expenses	26.37			
	02/08/2021	37500/00065	Investment Expenses	38.30			
	03/01/2022	37500/00065	Investment Expenses	39.79			
	01/03/2022	37500/00065	Investment Expenses	3.22			
	01/09/2021	37500/00065	Investment Expenses	27.50			
	04/01/2022	37500/00065	Investment Expenses	27.50			
	02/08/2021	37500/00065	Investment Expenses	3.83			
	01/11/2021	37500/00065	Investment Expenses	1.91			
	01/09/2021	37500/00065	Investment Expenses	55.00			
	01/02/2022	37500/00065	Investment Expenses	55.00			
	01/10/2021	37500/00065	Investment Expenses	2.79			
	01/07/2021	37500/00065	Investment Expenses	3.43			
	02/07/2021	37500/00065	Investment Expenses	55.00			

Karen Glover Super Fund

# Pension Non Deductible Expense Report

For The Period 01 July 2021 - 30 June 2022

	Date	Account Code	Account Description	Amount	Expense %	Deductible	Non Deductible
<b>Label I</b>							
	01/06/2022	37500/00065	Investment Expenses	32.77			
	02/08/2021	37500/00065	Investment Expenses	27.50			
	02/08/2021	37500/00065	Investment Expenses	55.00			
	04/01/2022	37500/00065	Investment Expenses	55.00			
	01/09/2021	37500/00065	Investment Expenses	35.55			
	04/10/2021	37500/00065	Investment Expenses	27.50			
	01/04/2022	37500/00065	Investment Expenses	2.63			
	01/11/2021	37500/00065	Investment Expenses	19.01			
	01/02/2022	37500/00065	Investment Expenses	40.35			
	01/03/2022	37500/00065	Investment Expenses	32.16			
			<b>Total</b>	1,487.41	0.000 %	1,487.41	0.00
<b>Label J</b>							
	07/02/2022	30800	ASIC Fees	56.00			
	30/06/2022	30100	Accountancy Fees	1,950.00			
			<b>Total</b>	2,006.00	0.000 %	2,006.00	0.00
	07/03/2022	30400	ATO Supervisory Levy	259.00			
			<b>Total</b>	259.00	0.000 %	259.00	0.00
						<b>Label Total</b>	0.00

**Label L**

Karen Glover Super Fund

# Pension Non Deductible Expense Report

For The Period 01 July 2021 - 30 June 2022

---

	Date	Account Code	Account Description	Amount	Expense %	Deductible	Non Deductible
<b>Label L</b>							
	01/07/2021	33200	Formation Expenses Written Off	1,325.00			
			<b>Total</b>	1,325.00	0.000 %	0.00	1,325.00
<b>Total Segment Expenses</b>						<b>4,302.41</b>	<b>1,325.00</b>
<b>Total Expenses *</b>						<b>4,302.41</b>	<b>1,325.00</b>

---

\* General expense percentage - 0.000 %

\* Investment expense percentage - 0.000 %

---

# Karen Glover Super Fund

## Statement of Taxable Income

For the year ended 30 June 2022

	<b>2022</b>
	<b>\$</b>
Benefits accrued as a result of operations	(89,650.19)
<b>Less</b>	
Other Non Taxable Income	(6,959.05)
Realised Accounting Capital Gains	40,347.56
Accounting Trust Distributions	2,258.13
	<u>35,646.64</u>
<b>Add</b>	
Decrease in MV of investments	145,492.94
SMSF non deductible expenses	1,325.00
Franking Credits	918.30
Foreign Credits	534.03
Net Capital Gains	26,144.00
TFN Credits - Dividends	34.74
Taxable Trust Distributions	2,258.13
	<u>176,707.14</u>
SMSF Annual Return Rounding	(2.31)
	<u>51,408.00</u>
<b>Taxable Income or Loss</b>	<u>51,408.00</u>
Income Tax on Taxable Income or Loss	7,711.20
<b>Less</b>	
Franking Credits	918.30
Foreign Credits	534.03
	<u>6,258.87</u>
<b>TAX PAYABLE</b>	<u>6,258.87</u>
<b>Less</b>	
TFN Credits	34.74
	<u>6,224.13</u>
<b>CURRENT TAX OR REFUND</b>	<u>6,224.13</u>
Supervisory Levy	259.00
Income Tax Instalments Paid	(1,712.00)
	<u>4,771.13</u>
<b>AMOUNT DUE OR REFUNDABLE</b>	<u>4,771.13</u>

# Karen Glover Super Fund

## Tax Reconciliation Report

For the year ended 30 June 2022

Tax Return Label	Date	Account Code	Account Name	Amount \$
<b>A - Net capital gain</b>				
				26,144.49
<b>Sub-Total</b>				<b>26,144.49</b>
<b>Ignore Cents</b>				<b>0.49</b>
<b>Total</b>				<b>26,144.00</b>
<b>C - Income - Gross interest</b>				
	30/07/2021	25000/ANZ467748565	ANZ Business Premium Saver 4677-48565	1.06
	31/08/2021	25000/ANZ467748565	ANZ Business Premium Saver 4677-48565	1.18
	30/09/2021	25000/ANZ467748565	ANZ Business Premium Saver 4677-48565	1.14
	29/10/2021	25000/ANZ467748565	ANZ Business Premium Saver 4677-48565	0.47
	30/11/2021	25000/ANZ467748565	ANZ Business Premium Saver 4677-48565	0.26
	31/12/2021	25000/ANZ467748565	ANZ Business Premium Saver 4677-48565	0.27
	31/01/2022	25000/ANZ467748565	ANZ Business Premium Saver 4677-48565	0.28
	28/02/2022	25000/ANZ467748565	ANZ Business Premium Saver 4677-48565	0.27
	31/03/2022	25000/ANZ467748565	ANZ Business Premium Saver 4677-48565	0.29
	29/04/2022	25000/ANZ467748565	ANZ Business Premium Saver 4677-48565	0.28
	31/05/2022	25000/ANZ467748565	ANZ Business Premium Saver 4677-48565	0.33
	30/06/2022	25000/ANZ467748565	ANZ Business Premium Saver 4677-48565	0.31
<b>Sub-Total</b>				<b>6.14</b>
<b>Ignore Cents</b>				<b>0.14</b>
<b>Total</b>				<b>6.00</b>
<b>D1 - Income - Gross foreign income</b>				
	12/07/2021	23900/FDX.NYE	Fedex Corp	83.28
	30/07/2021	23900/QQQ.NDQ2	Invesco Capital Management LLC - Invesco QQQ Trust Series 1	215.04
	13/08/2021	23900/MS.NYE2	Morgan Stanley	209.89
	27/08/2021	23900/SBUX.NDQ1	Starbucks Corp.	97.48
	23/09/2021	23900/QCOM.NDQ10	Qualcomm, Inc.	116.40
	29/10/2021	23900/QQQ.NDQ2	Invesco Capital Management LLC - Invesco QQQ Trust Series 1	219.41
	24/11/2021	23900/C.NYE1	Citigroup Inc	160.59
	08/12/2021	23900/AMGN.NDQ2	AMGEN Inc.	185.06
	15/12/2021	23900/TSN.NYE2	Tyson Foods, Inc. - Ordinary Shares - Class A	135.79
	27/12/2021	23900/FDX.NYE	Fedex Corp	70.49
	31/12/2021	23900/QQQ.NDQ2	Invesco Capital Management LLC - Invesco QQQ Trust Series 1	270.89
	25/02/2022	23900/C.NYE1	Citigroup Inc	160.83
	01/03/2022	23900/INTC.NDQ2	Intel Corp.	176.47
	08/03/2022	23900/AMGN.NDQ2	AMGEN Inc.	199.06
	15/03/2022	23900/TSN.NYE2	Tyson Foods, Inc. - Ordinary Shares -	134.42



# Karen Glover Super Fund

## Tax Reconciliation Report

For the year ended 30 June 2022

Tax Return Label	Date	Account Code	Account Name	Amount \$
<b>D1 - Income - Gross foreign income</b>				
			Class A	
	30/03/2022	23900/IJH.AX	Ishares S&p Mid-cap Etf	337.49
	29/04/2022	23900/QQQ.NDQ2	Invesco Capital Management LLC - Invesco QQQ Trust Series 1	242.70
	08/06/2022	23900/AMGN.NDQ2	AMGEN Inc.	202.02
	15/06/2022	23900/IJH.AX	Ishares S&p Mid-cap Etf	342.98
<b>Sub-Total</b>				<b>3,560.29</b>
<b>Ignore Cents</b>				<b>0.29</b>
<b>Total</b>				<b>3,560.00</b>
<b>D - Income - Net foreign income</b>				
	12/07/2021	23900/FDX.NYE	Fedex Corp	83.28
	30/07/2021	23900/QQQ.NDQ2	Invesco Capital Management LLC - Invesco QQQ Trust Series 1	215.04
	13/08/2021	23900/MS.NYE2	Morgan Stanley	209.89
	27/08/2021	23900/SBUX.NDQ1	Starbucks Corp.	97.48
	23/09/2021	23900/QCOM.NDQ10	Qualcomm, Inc.	116.40
	29/10/2021	23900/QQQ.NDQ2	Invesco Capital Management LLC - Invesco QQQ Trust Series 1	219.41
	24/11/2021	23900/C.NYE1	Citigroup Inc	160.59
	08/12/2021	23900/AMGN.NDQ2	AMGEN Inc.	185.06
	15/12/2021	23900/TSN.NYE2	Tyson Foods, Inc. - Ordinary Shares - Class A	135.79
	27/12/2021	23900/FDX.NYE	Fedex Corp	70.49
	31/12/2021	23900/QQQ.NDQ2	Invesco Capital Management LLC - Invesco QQQ Trust Series 1	270.89
	25/02/2022	23900/C.NYE1	Citigroup Inc	160.83
	01/03/2022	23900/INTC.NDQ2	Intel Corp.	176.47
	08/03/2022	23900/AMGN.NDQ2	AMGEN Inc.	199.06
	15/03/2022	23900/TSN.NYE2	Tyson Foods, Inc. - Ordinary Shares - Class A	134.42
	30/03/2022	23900/IJH.AX	Ishares S&p Mid-cap Etf	337.49
	29/04/2022	23900/QQQ.NDQ2	Invesco Capital Management LLC - Invesco QQQ Trust Series 1	242.70
	08/06/2022	23900/AMGN.NDQ2	AMGEN Inc.	202.02
	15/06/2022	23900/IJH.AX	Ishares S&p Mid-cap Etf	342.98
<b>Sub-Total</b>				<b>3,560.29</b>
<b>Ignore Cents</b>				<b>0.29</b>
<b>Total</b>				<b>3,560.00</b>
<b>J - Unfranked dividend amount</b>				
	13/10/2021	23900/IJH.AX	Ishares S&p Mid-cap Etf	410.21
	20/12/2021	23900/JHX.AX	James Hardie Industries Plc	138.97
	06/01/2022	23900/IJH.AX	Ishares S&p Mid-cap Etf	403.54
	24/01/2022	23900/IJH.AX	Ishares S&p Mid-cap Etf	429.42
	29/03/2022	23900/BSL.AX	Bluescope Steel Limited	206.25
	21/04/2022	23900/COH.AX	Cochlear Limited	37.98
	25/04/2022	23900/COH.AX	Cochlear Limited	70.53

# Karen Glover Super Fund

## Tax Reconciliation Report

For the year ended 30 June 2022

Tax Return Label	Date	Account Code	Account Name	Amount \$
<b>J - Unfranked dividend amount</b>				
<b>Sub-Total</b>				<b>1,696.90</b>
<b>Ignore Cents</b>				<b>0.90</b>
<b>Total</b>				<b>1,696.00</b>
<b>K - Franked dividend amount</b>				
	02/07/2021	23900/CSR.AX	CSR Limited	635.52
	02/07/2021	23900/NAB.AX	National Australia Bank Limited	307.20
	10/09/2021	23900/JBH.AX	Jb Hi-fi Limited	278.20
	30/09/2021	23900/RHC.AX	Ramsay Health Care Limited	206.00
	08/10/2021	23900/WOW.AX	Woolworths Group Limited	162.25
	10/12/2021	23900/CSR.AX	CSR Limited	357.48
	30/03/2022	23900/WES.AX	Wesfarmers Limited	196.00
<b>Sub-Total</b>				<b>2,142.65</b>
<b>Ignore Cents</b>				<b>0.65</b>
<b>Total</b>				<b>2,142.00</b>
<b>L - Income - Dividend franking credit</b>				
	02/07/2021	23900/CSR.AX	CSR Limited	272.37
	02/07/2021	23900/NAB.AX	National Australia Bank Limited	131.66
	10/09/2021	23900/JBH.AX	Jb Hi-fi Limited	119.23
	30/09/2021	23900/RHC.AX	Ramsay Health Care Limited	88.29
	08/10/2021	23900/WOW.AX	Woolworths Group Limited	69.54
	10/12/2021	23900/CSR.AX	CSR Limited	153.21
	30/03/2022	23900/WES.AX	Wesfarmers Limited	84.00
<b>Sub-Total</b>				<b>918.30</b>
<b>Ignore Cents</b>				<b>0.30</b>
<b>Total</b>				<b>918.00</b>
<b>M - Gross trust distributions</b>				
	30/06/2022	23800/TCL.AX	Transurban Group	142.50
	30/06/2022	23800/VAS.AX	Vanguard Australian Shares Index Etf	2,115.63
<b>Sub-Total</b>				<b>2,258.13</b>
<b>Ignore Cents</b>				<b>0.13</b>
<b>Total</b>				<b>2,258.00</b>
<b>R1 - Assessable employer contributions</b>				
	08/07/2021	24200/GLOKAR00001A	(Contributions) Glover, Karen - Accumulation (Accumulation)	150.00
	08/07/2021	24200/GLOKAR00001A	(Contributions) Glover, Karen - Accumulation (Accumulation)	489.76
	22/07/2021	24200/GLOKAR00001A	(Contributions) Glover, Karen - Accumulation (Accumulation)	150.00
	22/07/2021	24200/GLOKAR00001A	(Contributions) Glover, Karen - Accumulation (Accumulation)	489.76
	05/08/2021	24200/GLOKAR00001A	(Contributions) Glover, Karen - Accumulation (Accumulation)	489.76
	05/08/2021	24200/GLOKAR00001A	(Contributions) Glover, Karen - Accumulation (Accumulation)	150.00

**Karen Glover Super Fund**

**Tax Reconciliation Report**

For the year ended 30 June 2022

Tax Return Label	Date	Account Code	Account Name	Amount \$
<b>R1 - Assessable employer contributions</b>				
	19/08/2021	24200/GLOKAR00001A	(Contributions) Glover, Karen - Accumulation (Accumulation)	489.76
	19/08/2021	24200/GLOKAR00001A	(Contributions) Glover, Karen - Accumulation (Accumulation)	150.00
	08/09/2021	24200/GLOKAR00001A	(Contributions) Glover, Karen - Accumulation (Accumulation)	354.99
	16/09/2021	24200/GLOKAR00001A	(Contributions) Glover, Karen - Accumulation (Accumulation)	575.11
	30/09/2021	24200/GLOKAR00001A	(Contributions) Glover, Karen - Accumulation (Accumulation)	583.22
	14/10/2021	24200/GLOKAR00001A	(Contributions) Glover, Karen - Accumulation (Accumulation)	516.73
	28/10/2021	24200/GLOKAR00001A	(Contributions) Glover, Karen - Accumulation (Accumulation)	664.89
	11/11/2021	24200/GLOKAR00001A	(Contributions) Glover, Karen - Accumulation (Accumulation)	200.00
	11/11/2021	24200/GLOKAR00001A	(Contributions) Glover, Karen - Accumulation (Accumulation)	629.70
	25/11/2021	24200/GLOKAR00001A	(Contributions) Glover, Karen - Accumulation (Accumulation)	200.00
	25/11/2021	24200/GLOKAR00001A	(Contributions) Glover, Karen - Accumulation (Accumulation)	629.70
	09/12/2021	24200/GLOKAR00001A	(Contributions) Glover, Karen - Accumulation (Accumulation)	629.70
	09/12/2021	24200/GLOKAR00001A	(Contributions) Glover, Karen - Accumulation (Accumulation)	200.00
	23/12/2021	24200/GLOKAR00001A	(Contributions) Glover, Karen - Accumulation (Accumulation)	629.70
	23/12/2021	24200/GLOKAR00001A	(Contributions) Glover, Karen - Accumulation (Accumulation)	200.00
	06/01/2022	24200/GLOKAR00001A	(Contributions) Glover, Karen - Accumulation (Accumulation)	200.00
	06/01/2022	24200/GLOKAR00001A	(Contributions) Glover, Karen - Accumulation (Accumulation)	535.88
	20/01/2022	24200/GLOKAR00001A	(Contributions) Glover, Karen - Accumulation (Accumulation)	200.00
	20/01/2022	24200/GLOKAR00001A	(Contributions) Glover, Karen - Accumulation (Accumulation)	402.29
	03/02/2022	24200/GLOKAR00001A	(Contributions) Glover, Karen - Accumulation (Accumulation)	950.94
	03/02/2022	24200/GLOKAR00001A	(Contributions) Glover, Karen - Accumulation (Accumulation)	200.00
	17/02/2022	24200/GLOKAR00001A	(Contributions) Glover, Karen - Accumulation (Accumulation)	629.70
	17/02/2022	24200/GLOKAR00001A	(Contributions) Glover, Karen - Accumulation (Accumulation)	200.00
	03/03/2022	24200/GLOKAR00001A	(Contributions) Glover, Karen - Accumulation (Accumulation)	200.00
	03/03/2022	24200/GLOKAR00001A	(Contributions) Glover, Karen - Accumulation (Accumulation)	662.35
	17/03/2022	24200/GLOKAR00001A	(Contributions) Glover, Karen - Accumulation (Accumulation)	629.70
	17/03/2022	24200/GLOKAR00001A	(Contributions) Glover, Karen - Accumulation (Accumulation)	200.00
	31/03/2022	24200/GLOKAR00001A	(Contributions) Glover, Karen - Accumulation (Accumulation)	633.29
	31/03/2022	24200/GLOKAR00001A	(Contributions) Glover, Karen - Accumulation (Accumulation)	200.00
	14/04/2022	24200/GLOKAR00001A	(Contributions) Glover, Karen - Accumulation (Accumulation)	641.67
	14/04/2022	24200/GLOKAR00001A	(Contributions) Glover, Karen - Accumulation (Accumulation)	200.00

# Karen Glover Super Fund Tax Reconciliation Report

For the year ended 30 June 2022

Tax Return Label	Date	Account Code	Account Name	Amount \$
<b>R1 - Assessable employer contributions</b>				
	28/04/2022	24200/GLOKAR00001A	(Contributions) Glover, Karen - Accumulation (Accumulation)	641.66
	28/04/2022	24200/GLOKAR00001A	(Contributions) Glover, Karen - Accumulation (Accumulation)	200.00
	12/05/2022	24200/GLOKAR00001A	(Contributions) Glover, Karen - Accumulation (Accumulation)	200.00
	12/05/2022	24200/GLOKAR00001A	(Contributions) Glover, Karen - Accumulation (Accumulation)	641.66
	26/05/2022	24200/GLOKAR00001A	(Contributions) Glover, Karen - Accumulation (Accumulation)	641.66
	26/05/2022	24200/GLOKAR00001A	(Contributions) Glover, Karen - Accumulation (Accumulation)	200.00
	09/06/2022	24200/GLOKAR00001A	(Contributions) Glover, Karen - Accumulation (Accumulation)	200.00
	17/06/2022	24200/GLOKAR00001A	(Contributions) Glover, Karen - Accumulation (Accumulation)	200.00
	17/06/2022	24200/GLOKAR00001A	(Contributions) Glover, Karen - Accumulation (Accumulation)	802.73
<b>Sub-Total</b>				<b>18,986.31</b>
<b>Ignore Cents</b>				<b>0.31</b>
<b>Total</b>				<b>18,986.00</b>
<b>R - Assessable contributions (R1 plus R2 plus R3 less R6)</b>				
			Assessable employer contributions	18,986.31
<b>Sub-Total</b>				<b>18,986.31</b>
<b>Ignore Cents</b>				<b>0.31</b>
<b>Total</b>				<b>18,986.00</b>
<b>W - GROSS INCOME (Sum of labels A to U)</b>				
				55,710.00
<b>Sub-Total</b>				<b>55,710.00</b>
<b>Ignore Cents</b>				<b>0.00</b>
<b>Total</b>				<b>55,710.00</b>
<b>V - TOTAL ASSESSABLE INCOME (W less Y)</b>				
				55,710.00
<b>Sub-Total</b>				<b>55,710.00</b>
<b>Ignore Cents</b>				<b>0.00</b>
<b>Total</b>				<b>55,710.00</b>
<b>H1 - Expenses - SMSF auditor fee</b>				
	20/09/2021	30700	Auditor's Remuneration	550.00
<b>Sub-Total</b>				<b>550.00</b>
<b>Ignore Cents</b>				<b>0.00</b>
<b>Total</b>				<b>550.00</b>
<b>I1 - Expenses - Investment expenses</b>				
	02/05/2022	37500/00065	Investment Expenses	35.17
	01/10/2021	37500/00065	Investment Expenses	27.90
	01/04/2022	37500/00065	Investment Expenses	2.63
	01/02/2022	37500/00065	Investment Expenses	40.35

Karen Glover Super Fund

# Tax Reconciliation Report

For the year ended 30 June 2022

Tax Return Label	Date	Account Code	Account Name	Amount \$
<b>I1 - Expenses - Investment expenses</b>				
	01/07/2021	37500/00065	Investment Expenses	34.29
	01/03/2022	37500/00065	Investment Expenses	32.16
	01/06/2022	37500/00065	Investment Expenses	32.77
	01/06/2022	37500/00065	Investment Expenses	3.28
	03/01/2022	37500/00065	Investment Expenses	39.79
	03/01/2022	37500/00065	Investment Expenses	3.97
	01/04/2022	37500/00065	Investment Expenses	26.37
	01/11/2021	37500/00065	Investment Expenses	1.91
	02/05/2022	37500/00065	Investment Expenses	3.52
	01/12/2021	37500/00065	Investment Expenses	3.60
	01/10/2021	37500/00065	Investment Expenses	2.79
	01/09/2021	37500/00065	Investment Expenses	3.55
	01/03/2022	37500/00065	Investment Expenses	3.22
	02/08/2021	37500/00065	Investment Expenses	38.30
	01/12/2021	37500/00065	Investment Expenses	36.00
	01/07/2021	37500/00065	Investment Expenses	3.43
	01/02/2022	37500/00065	Investment Expenses	4.03
	02/08/2021	37500/00065	Investment Expenses	3.83
	01/11/2021	37500/00065	Investment Expenses	19.01
	01/09/2021	37500/00065	Investment Expenses	35.55
	02/08/2021	37500/00065	Investment Expenses	27.50
	02/08/2021	37500/00065	Investment Expenses	55.00
	02/07/2021	37500/00065	Investment Expenses	27.50
	01/09/2021	37500/00065	Investment Expenses	27.50
	04/10/2021	37500/00065	Investment Expenses	27.50
	01/11/2021	37500/00065	Investment Expenses	27.50
	02/12/2021	37500/00065	Investment Expenses	27.50
	04/01/2022	37500/00065	Investment Expenses	27.50
	01/02/2022	37500/00065	Investment Expenses	27.50
	02/03/2022	37500/00065	Investment Expenses	27.50
	01/04/2022	37500/00065	Investment Expenses	27.50
	03/05/2022	37500/00065	Investment Expenses	27.50
	02/06/2022	37500/00065	Investment Expenses	27.50
	02/07/2021	37500/00065	Investment Expenses	55.00
	01/09/2021	37500/00065	Investment Expenses	55.00
	04/10/2021	37500/00065	Investment Expenses	55.00
	01/11/2021	37500/00065	Investment Expenses	55.00
	02/12/2021	37500/00065	Investment Expenses	55.00
	04/01/2022	37500/00065	Investment Expenses	55.00
	01/02/2022	37500/00065	Investment Expenses	55.00
	02/03/2022	37500/00065	Investment Expenses	55.00
	01/04/2022	37500/00065	Investment Expenses	55.00
	03/05/2022	37500/00065	Investment Expenses	55.00

# Karen Glover Super Fund

## Tax Reconciliation Report

For the year ended 30 June 2022

Tax Return Label	Date	Account Code	Account Name	Amount \$
<b>I1 - Expenses - Investment expenses</b>				
	02/06/2022	37500/00065	Investment Expenses	55.00
	01/09/2021	37500/00065	Investment Expenses	59.99
<b>Sub-Total</b>				<b>1,487.41</b>
<b>Ignore Cents</b>				<b>0.41</b>
<b>Total</b>				<b>1,487.00</b>
<b>J1 - Expenses - Management and administration expenses</b>				
	07/02/2022	30800	ASIC Fees	56.00
	30/06/2022	30100	Accountancy Fees	1,950.00
	07/03/2022	30400	ATO Supervisory Levy	259.00
<b>Sub-Total</b>				<b>2,265.00</b>
<b>Ignore Cents</b>				<b>0.00</b>
<b>Total</b>				<b>2,265.00</b>
<b>L2 - Expenses - Other amounts (Non-deductible)</b>				
	01/07/2021	33200	Formation Expenses Written Off	1,325.00
<b>Sub-Total</b>				<b>1,325.00</b>
<b>Ignore Cents</b>				<b>0.00</b>
<b>Total</b>				<b>1,325.00</b>
<b>N - TOTAL DEDUCTIONS</b>				
				4,302.00
<b>Sub-Total</b>				<b>4,302.00</b>
<b>Ignore Cents</b>				<b>0.00</b>
<b>Total</b>				<b>4,302.00</b>
<b>Y - TOTAL NON DEDUCTIBLE EXPENSES</b>				
				1,325.00
<b>Sub-Total</b>				<b>1,325.00</b>
<b>Ignore Cents</b>				<b>0.00</b>
<b>Total</b>				<b>1,325.00</b>
<b>O - TAXABLE INCOME OR LOSS</b>				
				51,408.00
<b>Sub-Total</b>				<b>51,408.00</b>
<b>Ignore Cents</b>				<b>0.00</b>
<b>Total</b>				<b>51,408.00</b>
<b>Z - TOTAL SMSF EXPENSES</b>				
				5,627.00
<b>Sub-Total</b>				<b>5,627.00</b>
<b>Ignore Cents</b>				<b>0.00</b>
<b>Total</b>				<b>5,627.00</b>
<b>A - Taxable income</b>				
				51,408.00

# Karen Glover Super Fund

## Tax Reconciliation Report

For the year ended 30 June 2022

Tax Return Label	Date	Account Code	Account Name	Amount \$
<b>A - Taxable income</b>				
<b>Sub-Total</b>				<b>51,408.00</b>
<b>Ignore Cents</b>				<b>0.00</b>
<b>Total</b>				<b>51,408.00</b>
<b>T1 - Tax on taxable income</b>				
				7,711.20
<b>Sub-Total</b>				<b>7,711.20</b>
<b>Ignore Cents</b>				<b>0.00</b>
<b>Total</b>				<b>7,711.20</b>
<b>B - Gross Tax</b>				
				7,711.20
<b>Sub-Total</b>				<b>7,711.20</b>
<b>Ignore Cents</b>				<b>0.00</b>
<b>Total</b>				<b>7,711.20</b>
<b>C1 - Foreign income tax offset</b>				
	12/07/2021	23900/FDX.NYE	Fedex Corp	12.49
	30/07/2021	23900/QQQ.NDQ2	Invesco Capital Management LLC - Invesco QQQ Trust Series 1	32.26
	13/08/2021	23900/MS.NYE2	Morgan Stanley	31.48
	27/08/2021	23900/SBUX.NDQ1	Starbucks Corp.	14.62
	23/09/2021	23900/QCOM.NDQ10	Qualcomm, Inc.	17.46
	29/10/2021	23900/QQQ.NDQ2	Invesco Capital Management LLC - Invesco QQQ Trust Series 1	32.91
	24/11/2021	23900/C.NYE1	Citigroup Inc	24.09
	08/12/2021	23900/AMGN.NDQ2	AMGEN Inc.	27.76
	15/12/2021	23900/TSN.NYE2	Tyson Foods, Inc. - Ordinary Shares - Class A	20.37
	27/12/2021	23900/FDX.NYE	Fedex Corp	10.57
	31/12/2021	23900/QQQ.NDQ2	Invesco Capital Management LLC - Invesco QQQ Trust Series 1	40.63
	25/02/2022	23900/C.NYE1	Citigroup Inc	24.13
	01/03/2022	23900/INTC.NDQ2	Intel Corp.	26.47
	08/03/2022	23900/AMGN.NDQ2	AMGEN Inc.	29.86
	15/03/2022	23900/TSN.NYE2	Tyson Foods, Inc. - Ordinary Shares - Class A	20.16
	30/03/2022	23900/IJH.AX	Ishares S&p Mid-cap Etf	50.62
	29/04/2022	23900/QQQ.NDQ2	Invesco Capital Management LLC - Invesco QQQ Trust Series 1	36.40
	08/06/2022	23900/AMGN.NDQ2	AMGEN Inc.	30.30
	15/06/2022	23900/IJH.AX	Ishares S&p Mid-cap Etf	51.45
<b>Sub-Total</b>				<b>534.03</b>
<b>Ignore Cents</b>				<b>0.00</b>
<b>Total</b>				<b>534.03</b>
<b>C - Non-refundable non-carry forward tax offsets</b>				
				534.03

Karen Glover Super Fund

# Tax Reconciliation Report

For the year ended 30 June 2022

Tax Return Label	Date	Account Code	Account Name	Amount \$
<b>C - Non-refundable non-carry forward tax offsets</b>				
<b>Sub-Total</b>				<b>534.03</b>
<b>Ignore Cents</b>				<b>0.00</b>
<b>Total</b>				<b>534.03</b>
<b>T2 - SUBTOTAL</b>				
				7,177.17
<b>Sub-Total</b>				<b>7,177.17</b>
<b>Ignore Cents</b>				<b>0.00</b>
<b>Total</b>				<b>7,177.17</b>
<b>T3 - SUBTOTAL 2</b>				
				7,177.17
<b>Sub-Total</b>				<b>7,177.17</b>
<b>Ignore Cents</b>				<b>0.00</b>
<b>Total</b>				<b>7,177.17</b>
<b>E1 - Complying fund's franking credits tax offset</b>				
	02/07/2021	23900/CSR.AX	CSR Limited	272.37
	02/07/2021	23900/NAB.AX	National Australia Bank Limited	131.66
	10/09/2021	23900/JBH.AX	Jb Hi-fi Limited	119.23
	30/09/2021	23900/RHC.AX	Ramsay Health Care Limited	88.29
	08/10/2021	23900/WOW.AX	Woolworths Group Limited	69.54
	10/12/2021	23900/CSR.AX	CSR Limited	153.21
	30/03/2022	23900/WES.AX	Wesfarmers Limited	84.00
<b>Sub-Total</b>				<b>918.30</b>
<b>Ignore Cents</b>				<b>0.00</b>
<b>Total</b>				<b>918.30</b>
<b>E - Refundable tax offsets</b>				
				918.30
<b>Sub-Total</b>				<b>918.30</b>
<b>Ignore Cents</b>				<b>0.00</b>
<b>Total</b>				<b>918.30</b>
<b>T5 - TAX PAYABLE</b>				
				6,258.87
<b>Sub-Total</b>				<b>6,258.87</b>
<b>Ignore Cents</b>				<b>0.00</b>
<b>Total</b>				<b>6,258.87</b>
<b>H3 - Credit for tax withheld – where ABN or TFN not quoted (non-individual)</b>				
	20/12/2021	23900/JHX.AX	James Hardie Industries Plc	34.74
<b>Sub-Total</b>				<b>34.74</b>
<b>Ignore Cents</b>				<b>0.00</b>
<b>Total</b>				<b>34.74</b>
<b>H - Eligible credits</b>				



## Karen Glover Super Fund

# Tax Reconciliation Report

For the year ended 30 June 2022

Tax Return Label	Date	Account Code	Account Name	Amount \$
<b>H - Eligible credits</b>				
				34.74
<b>Sub-Total</b>				<b>34.74</b>
<b>Ignore Cents</b>				<b>0.00</b>
<b>Total</b>				<b>34.74</b>
<b>K - PAYG instalments raised</b>				
	06/10/2021	85000	Income Tax Payable/Refundable	428.00
	01/03/2022	85000	Income Tax Payable/Refundable	428.00
	19/04/2022	85000	Income Tax Payable/Refundable	428.00
	30/06/2022	85000	Income Tax Payable/Refundable	428.00
<b>Sub-Total</b>				<b>1,712.00</b>
<b>Ignore Cents</b>				<b>0.00</b>
<b>Total</b>				<b>1,712.00</b>
<b>L - Supervisory levy</b>				
				259.00
<b>Sub-Total</b>				<b>259.00</b>
<b>Ignore Cents</b>				<b>0.00</b>
<b>Total</b>				<b>259.00</b>
<b>S - AMOUNT DUE OR REFUNDABLE</b>				
				4,771.13
<b>Sub-Total</b>				<b>4,771.13</b>
<b>Ignore Cents</b>				<b>0.00</b>
<b>Total</b>				<b>4,771.13</b>



## Income tax 002

<b>Date generated</b>	08 February 2023
<b>Overdue</b>	\$9.00 DR
<b>Not yet due</b>	\$0.00
<b>Balance</b>	\$9.00 DR

## Transactions

9 results found - from **08 February 2021** to **08 February 2023** sorted by **processed date** ordered **newest to oldest**

Processed date	Effective date	Description	Debit (DR)	Credit (CR)	Balance
1 Feb 2023	1 Jul 2022	General interest charge			\$9.00 DR
16 Jan 2023	13 Jan 2023	Payment received		\$350.01	\$9.00 DR
11 Jan 2023	14 Jun 2022	Tax return Self Man Superfund - Income Tax for the period from 01 Jul 20 to 30 Jun 21	\$359.01		\$359.01 DR
8 Mar 2022	8 Mar 2022	General interest charge			\$0.00
8 Mar 2022	7 Mar 2022	Payment received		\$1,710.73	\$0.00
2 Aug 2021	2 Aug 2021	General interest charge			\$1,710.73 DR
13 Jul 2021	9 Aug 2021	Tax Office initiated amended Tax return Self Man Superfund - Income Tax for the period from 01 Jul 19 to 30 Jun 20		\$0.00	\$1,710.73 DR
1 Jun 2021	1 Jun 2021	General interest charge			\$1,710.73 DR
10 Feb 2021	17 May 2021	Tax return Self Man Superfund - Income Tax for the period from 01 Jul 19 to 30 Jun 20	\$1,710.73		\$1,710.73 DR



Australian Government  
Australian Taxation Office

## PAYG Instalments report 2022

**Tax Agent** 72357001

**Last Updated** 04/02/2023

<b>TFN</b>	<b>Client Name</b>	<b>Quarter 1 (\$)</b>	<b>Quarter 2 (\$)</b>	<b>Quarter 3 (\$)</b>	<b>Quarter 4 (\$)</b>	<b>Total Instalment (\$)</b>
496653310	THE TRUSTEE FOR KAREN GLOVER SUPER FUND	428.00	428.00	428.00	428.00	1,712.00

**Total No of Clients: 1**

# 86000 - PAYG Payable

2022 Financial Year

**Preparer** Lousse Montiel

**Reviewer** Steven Lee

**Status** Completed

Account Code	Description	CY Balance	LY Balance	Change
86000	PAYG Payable	(\$428.00)	(\$249.00)	71.89%
<b>TOTAL</b>		<b>CY Balance</b>	<b>LY Balance</b>	
		(\$428.00)	(\$249.00)	

## Supporting Documents

◦ ATO\_Integrated.pdf 86000

## Standard Checklist

- Attach copy of PAYG Payment Summary
- Confirm Transactions in ATO Portal



## Activity statement 004

<b>Date generated</b>	08 February 2023
<b>Overdue</b>	\$0.00
<b>Not yet due</b>	\$0.00
<b>Balance</b>	\$436.00 CR

## Transactions

**25** results found - from **08 February 2021** to **08 February 2023** sorted by **processed date** ordered **newest to oldest**

Processed date	Effective date	Description	Debit (DR)	Credit (CR)	Balance
13 Jan 2023	12 Jan 2023	Payment received		\$436.00	\$436.00 CR
15 Nov 2022	15 Nov 2022	General interest charge			\$0.00
15 Nov 2022	14 Nov 2022	Payment received		\$436.00	\$0.00
1 Nov 2022	1 Nov 2022	General interest charge			\$436.00 DR
30 Oct 2022	28 Oct 2022	Original Activity Statement for the period ending 30 Sep 22 - PAYG Instalments	\$436.00		\$436.00 DR
31 Jul 2022	31 Jul 2022	General interest charge			\$0.00
31 Jul 2022	28 Jul 2022	Original Activity Statement for the period ending 30 Jun 22 - PAYG Instalments	\$428.00		\$0.00
5 Jul 2022	4 Jul 2022	Payment received		\$428.00	\$428.00 CR
1 May 2022	1 May 2022	General interest charge			\$0.00
1 May 2022	28 Apr 2022	Original Activity Statement for the period ending 31 Mar 22 - PAYG Instalments	\$428.00		\$0.00
20 Apr 2022	19 Apr 2022	Payment received		\$428.00	\$428.00 CR
8 Mar 2022	7 Mar 2022	Payment received		\$249.00	\$0.00
7 Mar 2022	1 Mar 2022	General interest charge			\$249.00 DR

Processed date	Effective date	Description	Debit (DR)	Credit (CR)	Balance
7 Mar 2022	28 Feb 2022	Original Activity Statement for the period ending 31 Dec 21 - PAYG Instalments	\$428.00		\$249.00 DR
2 Mar 2022	1 Mar 2022	Payment received		\$428.00	\$179.00 CR
31 Oct 2021	31 Oct 2021	General interest charge			\$249.00 DR
31 Oct 2021	28 Oct 2021	Original Activity Statement for the period ending 30 Sep 21 - PAYG Instalments	\$428.00		\$249.00 DR
7 Oct 2021	7 Oct 2021	General interest charge			\$179.00 CR
7 Oct 2021	6 Oct 2021	Payment received		\$428.00	\$179.00 CR
2 Aug 2021	2 Aug 2021	General interest charge			\$249.00 DR
1 Aug 2021	28 Jul 2021	Original Activity Statement for the period ending 30 Jun 21 - PAYG Instalments	\$249.00		\$249.00 DR
2 May 2021	28 Apr 2021	Original Activity Statement for the period ending 31 Mar 21 - PAYG Instalments	\$249.00		\$0.00
28 Apr 2021	27 Apr 2021	Payment received		\$249.00	\$249.00 CR
8 Mar 2021	2 Mar 2021	Original Activity Statement for the period ending 31 Dec 20 - PAYG Instalments	\$249.00		\$0.00
26 Feb 2021	25 Feb 2021	Payment received		\$249.00	\$249.00 CR

# 88000 - Sundry Creditors

2022 Financial Year

**Preparer** Lousse Montiel

**Reviewer** Steven Lee

**Status** Completed

Account Code	Description	CY Balance	LY Balance	Change
88000	Sundry Creditors	(\$1,950.00)		100%
<b>TOTAL</b>		<b>CY Balance</b>	<b>LY Balance</b>	
		(\$1,950.00)		

## Supporting Documents

- General Ledger [Report](#)
- INV-1478.pdf [88000](#)

## Standard Checklist

- Attach all source documentation and confirmations of Liability

Karen Glover Super Fund

# General Ledger

As at 30 June 2022

Transaction Date	Description	Units	Debit	Credit	Balance \$
<b>Sundry Creditors (88000)</b>					
Sundry Creditors (88000)					
30/06/2022	Fee accrual			1,950.00	1,950.00 CR
				<b>1,950.00</b>	<b>1,950.00 CR</b>

Total Debits: 0.00

Total Credits: 1,950.00





# TAX INVOICE

Karen Glover Super

**Invoice Date**  
1 Dec 2022

**Invoice Number**  
INV-1478

**ABN**  
60 061 126 663

SuperHelp Australia  
PTY LTD  
PO Box 1906  
MACQUARIE  
CENTRE NSW 2113  
AUSTRALIA

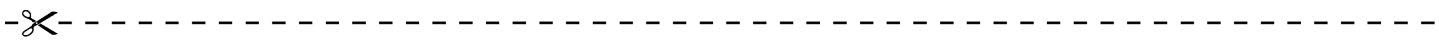
Item	Description	Quantity	Unit Price	GST	Amount AUD
EOY	SMSF Annual Administration	1.00	1,150.00	10%	1,150.00
ADD INV	Additional Investments	54.00	25.00	10%	1,350.00
DEPO	Deposit 1	1.00	(550.00)	10%	(550.00)
DEPO	Deposit 2	1.00	(550.00)	10%	(550.00)
INCLUDES GST 10%					127.28
<b>TOTAL AUD</b>					1,400.00
Less Amount Paid					1,400.00
<b>AMOUNT DUE AUD</b>					<b>0.00</b>

## Due Date: 15 Dec 2022

Please pay the balance of our fees by direct credit into our bank account.

OUR BANK DETAILS (Use your name or your SMSF name as the reference):

Account Name: Superhelp Australia Pty Ltd  
Bank: Commonwealth Bank  
BSB: 06 2099  
Account Number: 1041 7929



# PAYMENT ADVICE

To: SuperHelp Australia PTY LTD  
PO Box 1906  
MACQUARIE CENTRE NSW 2113  
AUSTRALIA

**Customer** Karen Glover Super  
**Invoice Number** INV-1478

---

**Amount Due** **0.00**  
**Due Date** 15 Dec 2022

---

**Amount Enclosed**

---

Enter the amount you are paying above

# 89000 - Deferred Tax Liability/Asset

2022 Financial Year

**Preparer** Lousse Montiel

**Reviewer** Steven Lee

**Status** Completed

Account Code	Description	CY Balance	LY Balance	Change
89000	Deferred Tax Liability/Asset	\$6,852.57	(\$7,224.74)	(194.85)%
<b>TOTAL</b>		<b>CY Balance</b>	<b>LY Balance</b>	
		\$6,852.57	(\$7,224.74)	

## Supporting Documents

- Deferred Tax Reconciliation Report [Report](#)

## Standard Checklist

- Attach all source documentation and confirmations of Liability
- Attach copy of Deferred Tax Reconciliation Report

**Karen Glover Super Fund**

**Deferred Tax Reconciliation**

For The Period 01 July 2021 - 30 June 2022

Investment Code	Investment Name	Revaluation/Tax Deferred	Permanent Difference (Non-Assessable)	Temporary Difference (Assessable)	Temporary Difference (Accumulation Portion)
<b>Revaluations</b>					
COH.AX	Cochlear Limited	(2,425.07)	(808.36)	(1,616.71)	(1,616.71)
AMGN.NDQ2	AMGEN Inc.	2,249.21	749.74	1,499.47	1,499.47
EDV.AX	Endeavour Group Limited	(154.71)	(51.57)	(103.14)	(103.14)
UAL.NDQ	United Airlines Holdings Inc	1,006.63	335.54	671.09	671.09
CSR.AX	CSR Limited	(4,501.60)	(1,500.53)	(3,001.07)	(3,001.07)
FMG.AX	Fortescue Metals Group Ltd	(649.60)	(216.53)	(433.07)	(433.07)
VTS.AX2	Vanguard Us Total Market Shares Index Etf	(8,341.48)	(2,780.49)	(5,560.99)	(5,560.99)
QAN.AX	Qantas Airways Limited	25.78	8.59	17.19	17.19
FPH.AX	Fisher & Paykel Healthcare Corporation Limited	66.94	22.31	44.63	44.63
SEK.AX	Seek Limited	(486.18)	(162.06)	(324.12)	(324.12)
TCL.AX	Transurban Group	541.34	180.45	360.89	360.89
VAS.AX	Vanguard Australian Shares Index Etf	(8,724.32)	(2,908.11)	(5,816.21)	(5,816.21)
ANZ.AX	Australia And New Zealand Banking Group Limited	31.56	10.52	21.04	21.04
WES.AX	Wesfarmers Limited	490.00	163.33	326.67	326.67
QQQ.NDQ2	Invesco Capital Management LLC - Invesco QQQ Trust Series 1	(53,461.85)	(17,820.62)	(35,641.23)	(35,641.23)
FDX.NYE	Fedex Corp	(3,888.84)	(1,296.28)	(2,592.56)	(2,592.56)
HAE.NYE2	Haemonetics Corp.	(3,051.15)	(1,017.05)	(2,034.10)	(2,034.10)
MS.NYE2	Morgan Stanley	(423.39)	(141.13)	(282.26)	(282.26)
QCOM.NDQ10	Qualcomm, Inc.	(1,922.55)	(640.85)	(1,281.70)	(1,281.70)
WOW.AX	Woolworths Group Limited	(962.97)	(320.99)	(641.98)	(641.98)

**Karen Glover Super Fund**

**Deferred Tax Reconciliation**

For The Period 01 July 2021 - 30 June 2022

Investment Code	Investment Name	Revaluation/Tax Deferred	Permanent Difference (Non-Assessable)	Temporary Difference (Assessable)	Temporary Difference (Accumulation Portion)
AMD.NDQ5	Advanced Micro Devices Inc.	(4,484.46)	(1,494.82)	(2,989.64)	(2,989.64)
BIIB.NDQ	Biogen Inc	(7,973.09)	(2,657.69)	(5,315.40)	(5,315.40)
SBUX.NDQ1	Starbucks Corp.	(920.90)	(306.97)	(613.93)	(613.93)
VLO.NYE1	Valero Energy Corp.	(363.11)	(121.03)	(242.08)	(242.08)
IJH.AX	Ishares S&p Mid-cap Etf	(47,388.99)	(15,796.33)	(31,592.66)	(31,592.66)
RHC.AX	Ramsay Health Care Limited	219.86	73.29	146.57	146.57
		(145,492.94)	(48,497.64)	(96,995.30)	(96,995.30)
<b>Total</b>		(145,492.94)	(48,497.64)	(96,995.30)	(96,995.30)
<b>Deferred Tax Liability (Asset) Summary</b>					
	<b>Opening Balance</b>	7,224.74			
	Current Year Transactions	(14,549.30)			
	Total Capital Losses	0.00			
	Total Tax Losses	0.00			
	Deferred Tax WriteBacks/Adjustment	0.00			
	Capital Loss carried forward recouped	471.98			
	Tax Loss carried forward recouped	0.00			
	<b>Closing Balance</b>	(6,852.57)			

# A - Financial Statements

2022 Financial Year

---

**Preparer** Lousse Montiel

**Reviewer** Steven Lee

**Status** Completed

## Supporting Documents

No supporting documents

## Standard Checklist

- Attach copy of Financial Statements
- Attach copy of SMSF Annual Return

# B - Permanent Documents

2022 Financial Year

---

**Preparer** Louise Montiel

**Reviewer** Steven Lee

**Status** Completed

## Supporting Documents

- Fund Summary Report Report
- Super Fund Lookup.pdf
- ABN Lookup.pdf

## Standard Checklist

- Attach latest copy of ASIC annual company statement (if corporate trustee)
- Ensure latest copies of ATO Trustee Declarations and ATO confirmation that the fund is a regulated fund is attached
- Ensure latest copies of trustee consents, member consents and registers are attached
- Ensure latest copy of trust deed (including amendments) are attached
- Use [Australian Business Register](#) to ensure details are correct
- Use [Super Fund Lookup](#) to check the eligibility to receive rollovers and contributions

# Karen Glover Super Fund

## Fund Summary Report

As at 30 June 2022

---

### Fund Details

Date Formed: 22/01/2018  
Tax File Number: Provided  
ABN: 50627519518

Period: 01/07/2021 - 30/06/2022  
Fund Type: SMSF  
GST Registered: No

### Postal Address:

1/46 Field Avenue  
Edithvale, Victoria 3196

### Physical Address:

1/46 Field Avenue  
Edithvale, Victoria 3196

### Members

Number of Members: 1

Name	Age	Member Accounts	Pension Accounts	Tax File Number	Beneficiary Details
Glover, Karen	59	1	0	Provided	Not Provided

### Fund Relationships

Relationship Type	Contact
Accountant	Superhelp Australia Pty Ltd
Auditor	Super Audits Pty Ltd
Fund Contact	Glover, Karen
Tax Agent	Superhelp Australia Pty Ltd
Trustee	Karen Glover Super Fund Pty Ltd Glover, Karen





## Current details for ABN 50 627 519 518

### ABN details

Entity name:	The Trustee for Karen Glover Super Fund
ABN status:	Active from 22 Jan 2018
Entity type:	Superannuation Fund
Goods & Services Tax (GST):	Not currently registered for GST
Main business location:	VIC 3196

### Super Fund Lookup

[Use Super Fund Lookup](#) to check the eligibility of **The Trustee for Karen Glover Super Fund** to receive rollovers and contributions

### Deductible gift recipient status

Not entitled to receive tax deductible gifts

#### Disclaimer

The Registrar makes every reasonable effort to maintain current and accurate information on this site. The Commissioner of Taxation advises that if you use ABN Lookup for information about another entity for taxation purposes and that information turns out to be incorrect, in certain circumstances you will be protected from liability. For more information see [disclaimer](#)



## The Trustee for Karen Glover Super Fund

### ABN details

ABN:	50 627 519 518 <a href="#">View record on ABN Lookup</a>
ABN Status:	Active from 22 Jan 2018
Fund type:	ATO Regulated Self-Managed Superannuation Fund
Contact details:	U 1 46 FIELD AVE EDITHVALE VIC 3196 AUSTRALIA
Status:	Complying

### What does 'Complying' mean?

A 'Complying' SMSF:

- is a regulated fund
- is a resident of Australia, and
- has been issued with a [Notice of compliance](#)

### APRA Funds

See the [guidance](#) issued by APRA for further assistance in managing transfers and rollovers to SMSFs. Use the [ATO Business Portal](#) to verify a person is a member of the SMSF before completing a transfer or rollover.

### Superannuation guarantee payments

Contributions made to complying funds can qualify as Superannuation Guarantee (SG) payments. This record extract can be used to confirm this fund has been issued with a Notice of Compliance and is currently entitled to receive employer SG payments.

### Tax rates

Complying funds that meet [Superannuation Industry \(Supervision\) Act 1993](#) (SISA) standards qualify for [concessional tax rates](#).

Also refer to [frequently asked questions](#)

### Disclaimer

This extract is based on information supplied by superannuation entities to the Commissioner of Taxation.

**Important** Neither the Australian Government nor the ATO endorse or guarantee the performance of super funds.

## C - Other Documents

2022 Financial Year

---

**Preparer** Lousse Montiel

**Reviewer** Steven Lee

**Status** Completed

### Supporting Documents

- Investment Strategy Plan 2021-22.docx

### Standard Checklist

- Attach copy of any SOAs issued during the Financial Year
- Attach copy of Investment Strategy
- Attach signed Engagement Letter
- Attach signed Trustee Representation Letter
- Attach Trustee Minutes prepared during the year

# Karen Glover's Investment Plan

## Mission Statement

---

*Investment in equities is a transformational process. It requires time and patience. Success comes from not the sprint but the marathon.*

---

To grow the starting investment capital of \$596730 by between 0% at worst case and 15% compounded per year over at least twenty years.

To actively continue to manage a **Core/Satellite Portfolio** with limited drawdown and maximum portfolio growth using ETF's and Stocks in both Australian and US Markets so that:

1. The funds allocated to this portfolio grow over the long term.
2. Karen's planned retirement at age 64 (2027) with at least \$25000 residual annual income, plus inflation (earlier if possible), potential to change to part time work at age 60 (this will reduce contributions to Super Fund).
3. Investment to reach at least \$1.4 million by retirement in 2027.

## Goals and Objectives

The overall objectives are:

- Use a simple, efficient, and structured process for long term active investing using Exchange Traded Funds (ETFs) and large-cap stocks, no leverage currently used.
- To accumulate a retirement nest egg that supports a comfortable retirement, including travel.
- To increase investment opportunities over time.

The **Reward Objective** or performance goal for the portfolio is to:

To achieve 4% Compounded Annual Return (CAR) better than the CAR of the S&P500 Total Return index. That is to achieve 12.91% CAR over twenty years.

The **Risk Objectives** for the portfolio are:

- This portfolio has a Risk Objective of a maximum of -25% drawdown as a result of using the strategy described under Method.
- If a -25% drawdown occurs, then execute a portfolio “shut-off valve” by closing all positions, going 100% into cash and await the next Buy signal to restart the strategy.
- Calculate the -25% drawdown from the highest peak reached by the portfolio, or from the most recent entry signal for the applicable ETF.

The **Skills objective** for the portfolio is:

- I will seek to improve my investing skills, investment mindset, market environment understanding, investing knowledge, strategy design, and explore opportunities to use leverage in the future.
- I will utilise all Sharewealth Systems training, webinars and events to learn, as well as other courses, books and mentors to increase my knowledge and skills.
- I am a consistent, mechanical investor – someone who uses an edge to stand forward and confidently trade. In doing so, I adhere to Mark Douglas’s Five Fundamental Truths:
  - Anything can happen*
  - You don’t need to know what is going to happen next in order to make money*
  - There is a random distribution between wins and losses for any given set of variables that define an edge*
  - An edge is nothing more than an indicator of a higher probability of one thing happening over another*
  - Every moment in the market is unique.*

## Method

Use SPA3 INVESTOR as the timing and risk management methodology to execute this Investment Plan.

- Started the portfolio with a Portfolio Value of \$597,110 on 1 July, 2018. Starting initially with \$50,000 and injecting further funds as skills and knowledge of investing, and confidence increase. Ultimately all funds to be invested in Portfolio, balance to remain in ANZ Bank Account in the meantime.

- Investment will be in both AUS and US markets, with Core/Satellite methodology used for both.
- The Core strategy is the Single Index ETF **Buy & Hold** strategy. One position in the Applicable ETF will be open at all times: (Revised Dec 2019, previously two Core/nine Satellite positions).
  - This is a long term strategy.
  - All dividends will be re-invested.
  - The use of timing on all or part of the Core will be reviewed within 8 years of retirement in 2027.
- The Satellite strategy is a large-cap stock Equal Weighting strategy. 10 positions in any of the Applicable Stocks will be open at any given time based on being:
  - An open trade according to SPA3 Investor.
  - Fill the ten Satellite positions on a first-come-first-served basis using SPA3 Investor entry signals.
  - When a SPA3 Investor entry/exit signal occurs for any of the Applicable Stocks, the Applicable Stocks Position Size **must** be invested/closed.
  - In the absence of new entry signals or missing a recent entry signal, new positions may be taken in any currently open trade providing its current price is lower than the close price of the bar one day after the original signal. That is, the current price is below the Action Price as shown in Beyond Charts and the SWS App.

In the event where there are multiple opportunities under this scenario the following criteria will be applied:

- i. A candidate whose price is within 2% of the ATR\_TS line will be selected first.
- In the instance of multiple opportunities under this scenario, priority will be given to the candidate closest to the ATR\_TS line.
  - i. Candidates whose prices are more than 2% above the ATR\_TS line will be selected on a Relative Strength basis where the candidate with the highest Relative Strength will be selected.
- Contribute 15.9% of Salary per annum (Employer Contributions), to retirement savings until retirement. After sixty, contribute 8% of Salary (Salary Sacrifice) until retirement.
  - Adjust these amounts accordingly if the contribution limits are increased by the Government.

- Contributions should total \$150,000 over the ten years, excluding inflation adjustments.
- The fortnightly Employer Contribution is to be deposited into the Fund's ANZ Bank Account. This cash will be used to inject additional funds into the Portfolio as required.
- After the Applicable Stocks deposit dividends as cash into the IRA broker-dealer account, leave the cash there until SPA3 Investor signals to open a new position. Use the cash according to the Money Management rules in this Investment Plan.
  - Purchase Applicable Stocks on the next trading day after a SPA3 Investor Buy signal occurs using a Market on Open (MOO) order.
  - Sell Applicable Stocks on the next trading day after a SPA3 Investor Sell signal occurs using a Market on Open (MOO) order.

## Explanation of outperformance

**4% CAR** is at least the outperformance that the **Single Index ETF Buy & Hold** strategy with IJH achieved, including reinvestment of dividends and payment of ETF fees, over the S&P500 Total Return index in stress-tested simulation research of ETFs, as did the Equal Weighting strategy with stocks, over periods of around fifteen years.

The S&P500 ETF SPY achieved 8.8% CAR, including reinvestment of dividends and payment of ETF fees.

## Instruments used

The **US portfolio** will focus on one Applicable ETF and ten Applicable Stocks:

- IJH or QQQ is the Applicable ETF.
- AAPL, ADBE, AGN, AMGN, AMZN, ATVI, BA, BIIB, BSX, C, CELG, CMCSA, CSCO, FCX, FDX, GILD, GOOGL, HAE, ILMN, INTC, MS, MSFT, MU, NFLX, NKTR, NVDA, PHM, QCOM, RTN, SBUX, TSN & VLO are the Applicable Stocks.

The **AUS portfolio** will focus on one Applicable ETF and ten Applicable Stocks:

- IJH is the Applicable ETF.
- AFI, ALL, ALQ, ANZ, BHP, BSL, CBA, COH, CPU, CSL, CSR, FLT, FMG, ILU, JBH, JHX, MCQ, NAB, NCM, ORG, QAN, QBE, REA, RHC, RIO, TCL, TLS, TPM, WBC, WES, WOW are all Applicable Stocks.

Follow the Method in this Investment Plan as depicted in the Core Satellite diagram, showing US Portfolio in Figure IIP-1.

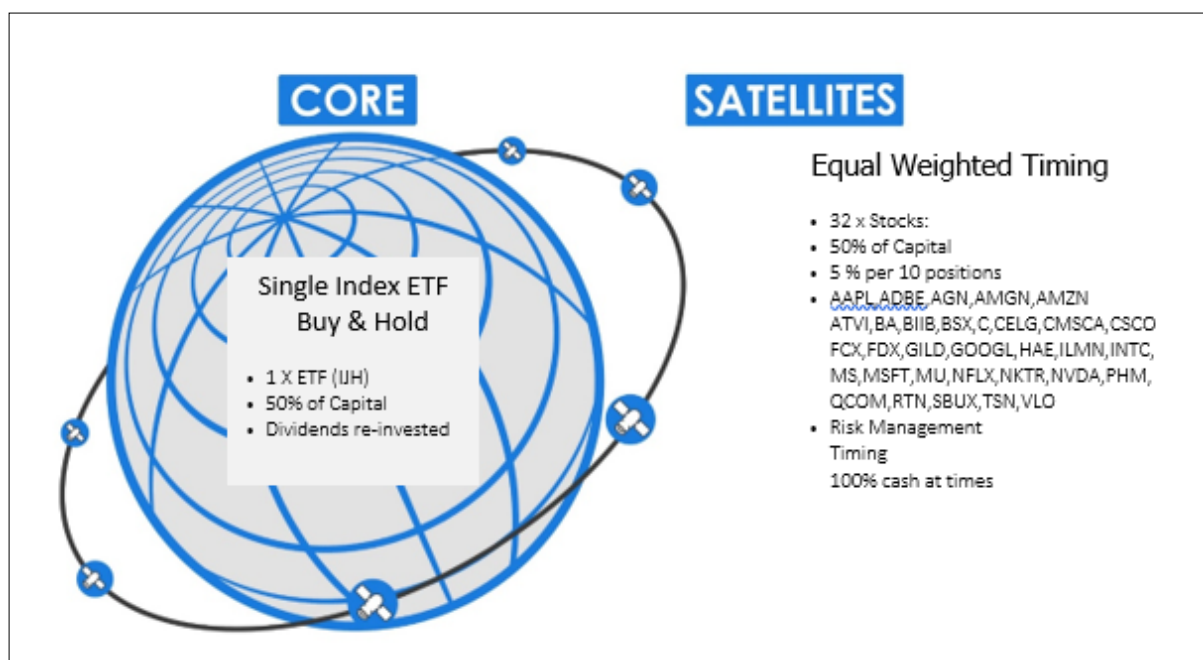


Figure IIP-1

### ***Reviewing Instruments in which to invest***

From time to time, or at least every year on July 1, review the Applicable ETF/Stocks compared to other available ETFs/Stocks. Use the following criteria:

- A significant change in the characteristics of the Applicable ETF. For example, the relationship between the ETF and its underlying index changes and large tracking errors result.
- A significant shift in the business prospects for the ETF providers, e.g. iShares, PowerShares and Guggenheim, which may endanger the existence of an applicable ETF. While this may be inconceivable at the moment, “anything can happen.”
- The liquidity of the Applicable ETF/Stocks falls dramatically for a few contiguous months.
- The annual management fees for the Applicable ETF change to be high relative to other available ETFs.
- The characteristics change of an Applicable Stock, such as it is merged, becomes illiquid or loses its trending capabilities.
- The list of available ETFs or stocks supported by SPA3 Investor changes.
- The investing skills of the investor improve or more time is available to extend the lists of Applicable ETF and Applicable Stocks.

If any of these conditions arise, the Investment Plan will be revisited in its entirety to find similar Applicable ETF/Stocks in which to invest the total funds accumulated to date.



***These conditions are no different from investing in any other mutual fund.***

### ***Fees and Costs***

- Commission-free ETFs are preferred where there is a choice, e.g. IJH and MDY; and use flat fee commissions for stocks, not cents per share.
- Choose from TD Ameritrade, Fidelity or Firsttrade, which offer commission-free ETF investing for IJH.
- Minimize all percentage costs that scale on a FuM basis and seek fixed costs wherever possible to execute the Investment Plan.
- An ongoing fixed cost of \$900 per year (or \$85 per month) will be paid to continue accessing SPA3 INVESTOR signals and functionality.

## **Risk Management**

### ***Market Risk***

- Monitor Market Risk at all times with the SPA3 INVESTOR timing of the Applicable ETF and Applicable Stocks.
- Adhere to SPA3 INVESTOR exit signals such that when the Applicable ETF and Applicable Stocks are all 'closed trades,' the portfolio will be 100% in cash.

### ***Definition of Market Risk***

The definition of **Market Risk** is: the possibility of an investor experiencing significant portfolio drawdown due to any factor(s) that negatively affect the overall performance of financial *markets*.

*Diversification cannot eliminate Market risk, also called "systematic risk."* There are a number of methods to hedge against and to minimize risk, including going into cash from time to time.

### ***Liquidity Risk***

Do not open a position in any ETF whose daily liquidity averaged over the prior three months is less than 25 multiplied by 65% of the Portfolio Value.

Do not open a position in any Stock whose daily liquidity averaged over the prior three months is less than 25 multiplied by 7% of the Portfolio Value.

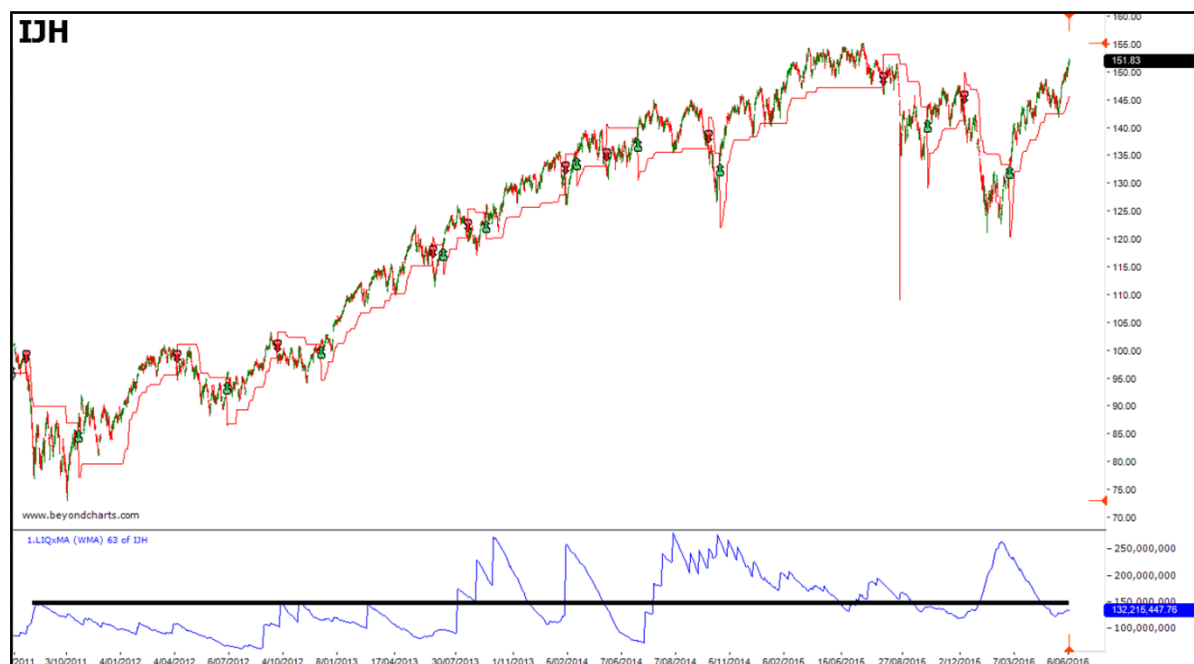
Portfolio Value is the total current value of the retirement nest egg.

Calculate the liquidity by using the 'Liq xMA' indicator in Beyond Charts. Or thus: the sixty-three-day Simple Moving Average of price is multiplied by the sixty-three-day Simple Moving Average of volume and then plotted daily.

View the example in Chart IIP-1 where graph one at the top is the IJH price movement, and graph two at the bottom shows that IJH averages US\$160 million per day (the thick horizontal line) and oscillates between US\$100M and US\$250M in traded value per day.

Note:

This calculation is an indication of the tradability for the Applicable ETF. The traded value of all the constituents in the underlying index that the Applicable ETF tracks determines the actual liquidity for an ETF.



Printed with permission from Beyond Charts

Chart IIP-1

## Money Management

- Allocate 50% of the available capital to the Core strategy.
- Allocate 50% of the available capital to the Satellite strategy.
- From time to time, the entire portfolio will be 50% in cash - due to there being no open trades in either the Core or Satellite. If one strategy has performed better than the other, which has resulted in the 50%/50% changing, reallocate the capital to the 50%/50% split.
- The 50%/50% split between Core and Satellite can be reviewed depending on improvements in the investing skills of the investor and on portfolio performance.
- If a stakeholder wishes to add a Satellite, the necessary research must be presented as evidence to support the change to this Investment Plan.

## Open Positions and Risk Distribution

The planned maximum number of Open Positions will be 11, one for the Core strategy and ten for the Satellite strategy.

## Money in the Market

The objective is to expose all capital to the market as much as possible. However, research of the timing strategies deployed shows that capital will be in the market around 76% to 83% of the time and the remaining time the capital will be in cash during potentially adverse market conditions. The Buy & Hold Core Portfolio will be invested 100% of the time.

The Reward Objective has not included the receipt of interest for periods when the Satellite portfolio is in cash.

### ***Position sizing***

There will be just the two position sizes, measured as a percentage of the total portfolio value:

- **Applicable ETF Position Size:** this Plan allocates 100% of available capital to one position, totalling 50% of the Portfolio Value to the Core strategy.
- **Applicable Stocks Position Size:** this Plan allocates 5% of available capital to ten open positions, totaling 50% of the Portfolio Value to the Satellite strategy.

### ***Starting the Portfolio***

Once the stakeholder deposits the initial capital of \$597,110 into the Broker account invest it by purchasing units in the Applicable ETF and shares in the Applicable Stocks, according to the following criteria:

- **Core:** Open a position in the Applicable ETF (IJH) after the start date of the Investment Plan, using the Applicable ETF Position Size.
- **Satellite:** Open positions in the first ten entry signals that occur for the stocks on the list of Applicable Stocks after the start date of the Investment Plan, using the Applicable Stocks Position Size.

### ***Maximum Brokerage Percentage Rule***

If the commission for any transaction, for whatever reason, is equal to or greater than 0.5% of the position value, then do not execute the transaction until the position is large enough to reduce the commission at most to this percent level.

## **Process Management**

Keep a readily available hard-covered file which will contain all paper records of: Keep a readily available hard-covered file which will contain all paper records of:

- This Investment Plan and all future versions thereof.
- Account administration such as communications with the broker-dealer, including regular broker-dealer Statements.
- Records of regular receipts of Super Fund contributions.
- Records of quarterly dividend receipts.
- Records of Applicable ETF and Applicable Stock buys and sells.

Use a Portfolio Management software tool to:

- Record all buy and sell transactions.
- Record all re-invested dividends.

- Record all Super Fund contributions.
- Monitor annual and to-date growth statistics.
- Plot a portfolio equity curve for comparison against the S&P500 Total Return index.
- Use the SPA3 Investor Portfolio Manager.
- The SPA3 Investor Portfolio Manager will automatically update the following statistics on which to conduct analysis on a quarterly basis:
  - Total profit trades versus loss trades, i.e. winning rate.
  - Average profit/loss per trade
  - Average hold period
  - Profit/loss percentage
  - Maximum Drawdown %
  - Compounded Annual Return % (CAR%)

Start and maintain an Investment Journal as part of meeting the Skills Objective.

- Document every transaction noting whether the executor followed the Investment Plan process, or not.
- Note any deviation from the Investment Plan in the Journal.
  - If the deviation results in a modification to the Investment Plan, formalize it in a newer version of the Investment Plan with the changes tracked.
  - If the deviation was an error, take action to ensure that it does not recur. For example, journaling or additional notes will be made in the Process Management section of the Investment Plan.

### ***The Daily Process***

- **Step 1** – Await an alert notification from the SPA3 INVESTOR App for the Applicable ETF or Applicable Stocks. Preferably, also conduct this analysis in Beyond Charts by scanning or viewing each chart individually in the list of Applicable Stocks:
  - Buy or Sell according to the *Method* and *Money Management* rules.
- **Step 2** – Close and Open a new position, if applicable.

If a Sell signal occurred in the Daily Step 1, then a new Applicable Stock position must be sought to be opened.

The current open position for which the Sell signal occurred must be closed on the next trading day after the Sell signal occurred, using a MOO (Market on Open) order.

If there is a replacement trade, then open that position on the same trading day as the previous position was closed, using a MOO (Market on Open) order.

### ***The Monthly Contributions Process***

- **Step 1** – Automatic deposit of fortnightly Employer contribution into ANZ bank account.

Review monthly if additional injection required into Broker account.

Maintain the 50%/50% split between the Core and Satellite strategies. If an imbalance has resulted from market price action, then this cash can be used to help restore the 50%/ 50% balance.

### ***The Dividend Process***

- **Step 1** – Deposit of dividend into the Broker account.

For the Satellite Portfolio the cash should remain in the broker-dealer account until the next Buy transaction.

For the Core Portfolio all dividends will be reinvested, using an automated dividend re-investment plan.

Maintain the 50%/50% split between the Core and Satellite strategies. If an imbalance has resulted from market price action, then this cash can be used to help restore the 50%/50% balance, i.e. the dividend from the Applicable ETF or Applicable Stock does not have to apply to that ETF/stock, apply to the overall Core Satellite portfolio.

END OF INVESTMENT PLAN

# D - Pension Documentation

2022 Financial Year

---

**Preparer** Louisse Montiel

**Reviewer** Steven Lee

**Status** Completed

## Supporting Documents

- Transfer Balance Account Summary [Report](#)

## Standard Checklist

- Attach Actuarial Certificate
- Attach documentation supporting any pensions commenced during the financial year
- Attach documentation supporting any pensions commuted during the financial year
- Ensure correct Transfer Balance Account Reports have been lodged with the ATO

**Karen Glover Super Fund**

# **Transfer Balance Account Summary**

For The Period 01 July 2021 - 30 June 2022

---

<b>Member</b>	<b>Pension Type</b>	<b>Date</b>	<b>Lodgment Date</b>	<b>Transaction Type</b>	<b>Event Type</b>	<b>Debit</b>	<b>Credit</b>	<b>Balance</b>	<b>Cap Limit</b>	<b>Remaining Cap</b>
---------------	---------------------	-------------	--------------------------	-------------------------	-----------------------	--------------	---------------	----------------	------------------	----------------------

---

Karen Glover

# E - Estate Planning

2022 Financial Year

---

**Preparer** Lousse Montiel

**Reviewer** Steven Lee

**Status** Completed

## Supporting Documents

No supporting documents

## Standard Checklist

- Attach Death Benefit Nominations (if applicable)
- Attach Life Insurance Policies (if applicable)
- Attach Reversionary Pension documentation (if applicable)
- Attach SMSF Will (if applicable)
- Review current Estate planning to ensure it matches wishes of members