

SELF MANAGED SUPER FUNDS

COMPUTER FILE INDEX & JOURNALS

CLIENT: Archking Holdings Pty Ltd CODE: NER01
ATF Nerl Superannuation Fund YEAR: 2018

Superfund

<input checked="" type="checkbox"/>
<input type="checkbox"/>
<input type="checkbox"/>
<input type="checkbox"/>
<input type="checkbox"/>

Please tick

STS:	YES / <input checked="" type="radio"/> NO
GST:	YES / <input checked="" type="radio"/> NO
Please circle	

Prepared by: RC

Reviewed by: [Signature]

INDUSTRY: Investments

e.g fishing, advertising, road freight haulage - please be specific

Schedule Reference	INDEX	Tick If Applicable
A-1	TRIAL BALANCE	<input checked="" type="checkbox"/>
A-2	QUERIES / NOTES	<input type="checkbox"/>
A-3	Journal entries	<input checked="" type="checkbox"/>
B-1	PROFIT & LOSS	<input checked="" type="checkbox"/>
B-2	BALANCE SHEET	<input checked="" type="checkbox"/>
B-3	MEMBERS LOANS	<input checked="" type="checkbox"/>
C-1	TAXATION	<input checked="" type="checkbox"/>
D-1	CASH/TERM DEPOSITS	<input checked="" type="checkbox"/>
E-1	INVESTMENTS/SHARE PORTFOLIO	<input checked="" type="checkbox"/>
F-1	PROPERTY	<input type="checkbox"/>
G-1	OTHER ASSETS	<input type="checkbox"/>
H-1	LIABILITIES	<input type="checkbox"/>
J-1	TRUST DEED EXTRACTS	<input type="checkbox"/>
K-1	INVESTMENT STRATEGY	<input type="checkbox"/>
L-1	MINUTES	<input type="checkbox"/>
L-2	MINUTES	<input type="checkbox"/>
L-3	MINUTES	<input type="checkbox"/>
M-1	CONTRIBUTIONS	<input checked="" type="checkbox"/>
N-1	INTEREST RECEIVED	<input checked="" type="checkbox"/>
O-1	DIVIDENDS RECEIVED	<input checked="" type="checkbox"/>
P-1	RENT RECEIVED	<input type="checkbox"/>
Q-1	EXPENSES	<input checked="" type="checkbox"/>
	excel/office photocopy master	

NERI SUPERANNUATION FUND
As Trustee for
ABN 64 521 581 846
Comparative Trial Balance as at 30 June 2018

	2018 \$ Dr	2018 \$ Cr	2017 \$ Dr	2017 \$ Cr
Income				
0550		3,380.24		3,625.65
0575		1.33		0.30
0750				
0750.02		852.50		825.00
0750.03		852.50		825.00
0940	12,663.60		10,856.46	
Expenses				
1510	1,705.00		1,650.00	
1545			5.00	
1685	259.00		259.00	
1998				
1998.02	206.81		210.84	
1998.03	5.89		2.76	
Current Assets				
2000	14,142.87		13,824.88	
2101	2,169.20		2,353.49	
Non Current Assets				
2520	53,596.59		51,362.79	
2521		26,594.21		13,930.61
Current Liabilities				
3325	1,416.46		874.09	
Equity				
4000				
4000.02		53,780.57		62,192.75
4000.03		704.07		
	86,165.42	86,165.42	81,399.31	81,399.31
Net Loss	9,753.73		7,708.11	

The accompanying notes form part of these financial statements.

JOURNAL ENTRY

ENTITY__Neri Super Fund_____

JOURNAL NO__Page 1_____

PERIOD COVERED FROM_01/07/2017_TO_30/06/2018_

PERIOD NO__30 June 2018__

Date	Account	Code	Dr	Cr	Client Code	Narration
30/06/2018	Sundry Debtors	2101	2,049.51			Being pmt withheld on Telstra dividends
	Dividends	550		2,049.51		POSTED
30/06/2018	Shares in Listed Cos	2520	2,233.80			Being 657 Telstra shares added through
	Sundry Debtors	2101		2,233.80		DRP POSTED
30/06/2018	Taxation	3325	1,014.07			Being franking credits on dividends
	Dividends	550		1,014.07		POSTED
30/06/2018	ATO levy	1685	259.00			Being levy charged by the ATO
	Taxation	3325		259.00		POSTED
30/06/2018	Accounting Fees	1510	1,705.00			Being fees paid from personal account
	Member cont	750.03		852.50		POSTED
	Member cont	750.02		852.50		
30/06/2018	Change in NMV	940	12,663.60			Being decrease in value of shares
	Change in NMV	2521		12,663.60		POSTED
30/06/2018	Income tax	1998.03	5.89			Being income tax on earnings
	Income tax	1998.02	206.81			POSTED
	Taxation	3325		212.70		

NERI SUPERANNUATION FUND

As Trustee for

ABN 64 521 581 846

Detailed Operating Statement

For the year ended 30 June 2018

	Note	2018 \$	2017 \$
Revenue			
Members contributions			
Members contributions		852	825
Members contributions		852	825
Dividends - Franked		3,380	3,626
Interest received		121	
Changes in NMV - Investments		(12,664)	(10,856)
Total revenue		(7,577)	(5,581)
Expenses			
Accountancy		1,705	1,650
Bank fees & charges			5
ATO Supervisory levy		259	259
Total expenses		1,964	1,914
Benefits Accrued as a Result of Operations Before Income Tax		(9,541)	(7,495)
Income tax expense	6	213	214
Benefits Accrued as a Result of Operations	7	(9,754)	(7,708)

The accompanying notes form part of these financial statements.

NERI SUPERANNUATION FUND
As Trustee for
ABN 64 521 581 846
Detailed Statement of Financial Position as at 30 June 2018

	2018	2017
	\$	\$
Investments		
Shares in listed companies	53,597	51,363
Change in net market value	(26,594)	(13,931)
Total Investments	27,002	37,432
Other Assets		
Westpac CMA - 116964	14,143	13,825
Sundry debtors	2,169	2,353
Total other assets	16,312	16,178
Total assets	43,314	53,611
Liabilities		
Taxation	(1,416)	(874)
Total liabilities	(1,416)	(874)
Net Assets Available to Pay Benefits	44,731	54,485
Represented by:		
Liability for Accrued Members' Benefits		
Allocated to members' accounts	44,731	54,485
	44,731	54,485

The accompanying notes form part of these financial statements.

Neri Super Fund

Member Balances - 2018

			Ref
Benefits accrued as a result of operations before tax	-	9,541.03	B-1
Less Member contributions	-	<u>1,705.00</u>	
Allocated Earnings	-	11,246.03	
 Gross Tax		 <u>212.70</u>	 C-1
	-	11,458.73	

	DOB	Age	Opening balance		
Alberino Neri	26/02/1955	62	\$ 704.07	\$ 704.07	1.29%
Lucy Neri	25/04/1957	60	\$ 53,780.57	\$ 53,780.57	98.71%
			<u>\$ 54,484.64</u>	<u>\$ 54,484.64</u>	100%

Member Account	Alberino Neri	Lucy Neri	Total	Ref
Opening balance	\$ 704.07	\$ 53,780.57	\$ 54,484.64	
Member Contributions	\$ 852.50	\$ 852.50	\$ 1,705.00	M-1
Allocated Earnings	-\$ 271.03	-\$ 10,975.00	-\$ 11,246.03	
Income Tax on Earnings	-\$ 5.89	-\$ 206.81	-\$ 212.70	C-1
Total	<u>\$ 1,279.65</u>	<u>\$ 43,451.26</u>	<u>\$ 44,730.91</u>	

NERI SUPERANNUATION FUND
As Trustee for
ABN 64 521 581 846
Member's Information Statement
For the year ended 30 June 2018

	2018	2017
	\$	\$
Lucy Neri - Accumulation		
Opening balance - Members fund	53,780.57	62,192.75
Allocated earnings	(10,975.00)	(9,026.34)
Members contributions	852.50	825.00
Income tax expense - Earnings	(206.81)	(210.84)
Balance as at 30 June 2018	<u><u>43,451.26</u></u>	<u><u>53,780.57</u></u>
Withdrawal benefits at the beginning of the year	53,780.57	62,192.75
Withdrawal benefits at 30 June 2018	43,451.26	53,780.57

Withdrawal Benefit

Your withdrawal benefit is the amount you are entitled to on resignation or retirement and represent the sum of:

- member contributions
 - superannuation guarantee contributions
 - award contributions
 - other employer contributions made on your behalf
- and earnings (after income tax) associated with the above contributions.

The preserved portion of your withdrawal benefit is the amount which cannot be paid out until you permanently retire from the workforce on or after age 55. The preservation age is to be increased from 55 to 60, on a phased in basis, by 2025.

Contact Details

If you require further information on your withdrawal benefit please contact or write to The Trustee, NERI SUPERANNUATION FUND.

NERI SUPERANNUATION FUND
As Trustee for
ABN 64 521 581 846
Member's Information Statement
For the year ended 30 June 2018

	2018 \$	2017 \$
Alberino Neri - Accumulation		
Opening balance - Members fund	704.07	
Allocated earnings	(271.03)	(118.17)
Members contributions	852.50	825.00
Income tax expense - Earnings	(5.89)	(2.76)
Balance as at 30 June 2018	<u>1,279.65</u>	<u>704.07</u>
Withdrawal benefits at the beginning of the year	704.07	
Withdrawal benefits at 30 June 2018	1,279.65	704.07

Withdrawal Benefit

Your withdrawal benefit is the amount you are entitled to on resignation or retirement and represent the sum of:

- member contributions
 - superannuation guarantee contributions
 - award contributions
 - other employer contributions made on your behalf
- and earnings (after income tax) associated with the above contributions.

The preserved portion of your withdrawal benefit is the amount which cannot be paid out until you permanently retire from the workforce on or after age 55. The preservation age is to be increased from 55 to 60, on a phased in basis, by 2025.

Contact Details

If you require further information on your withdrawal benefit please contact or write to The Trustee, NERI SUPERANNUATION FUND.

NERI SUPERANNUATION FUND

As Trustee for

ABN 64 521 581 846

Member's Information Statement

For the year ended 30 June 2018

	2018	2017
	\$	\$
Amounts Allocatable to Members		
Yet to be allocated at the beginning of the year		
Benefits accrued as a result of operations as per the operating statement	(9,753.73)	(7,708.11)
Amount allocatable to members	(9,753.73)	(7,708.11)
Allocation to members		
Lucy Neri - Accumulation	(10,329.31)	(8,412.18)
Alberino Neri - Accumulation	575.58	704.07
Total allocation	(9,753.73)	(7,708.11)
Yet to be allocated	(9,753.73)	(7,708.11)
Members Balances		
Lucy Neri - Accumulation	43,451.26	53,780.57
Alberino Neri - Accumulation	1,279.65	704.07
Allocated to members accounts	44,730.91	54,484.64
Yet to be allocated		
Liability for accrued members benefits	44,730.91	54,484.64

The accompanying notes form part of these financial statements.

Neri Super Fund - 30 June 2018			
Tax Estimate			
NET PROFIT PER PROFIT & LOSS			- 9,541.00
Less:			
Member Contributions			1,705.00
			- 11,246.00
Add:			
Change in NMV			12,664.00
Less: Losses carried forward			-
Taxable Income			1,418.00
Tax at 15%			212.70
Payg Instalments:		-	
Foreign Tax Offset		-	
Franking Credits:		1,014.07	1,014.07
Estimated tax payable / refundable			- 801.37
Taxation Liability			
Opening balance			- 874.09
Supervisory levy			259.00
			- 615.09
2017 tax refund			-
			- 615.09
Franking credits 2017			- 1,014.07
2017 tax provision			212.70
Balance at 30 June 2017			- 1,416.46
			- 1,416.46



Australian Government
Australian Taxation Office

Agent D BAKER & ASSOCIATES PTY LTD
Client THE TRUSTEE FOR NERI
SUPERANNUATION FUND
ABN 64 521 581 846
TFN 97 277 636

Income tax 551

Date generated	04/07/2022
Overdue	\$0.00
Not yet due	\$0.00
Balance	\$0.00


Transactions

0 results found - from 25 June 2017 to 31 July 2018 sorted by processed date ordered newest to oldest



Statement Period
29 March 2018 - 29 June 2018

Cash Management Account

 052
THE SECRETARY
ARCHKING HOLDINGS PTY LTD
16 WYNNE ST
HAZELMERE WA 6055

Account Name
ARCHKING HOLDINGS PTY LTD
TRUSTEE FOR THE NERI
SUPERANNUATION FUND

Customer ID
1070 9595 ARCHKING HOLDINGS PTY LTD

BSB
036-043 Account Number
116 964

Opening Balance	+ \$13,996.27
Total Credits	+ \$146.60
Total Debits	- \$0.00
Closing Balance	+ \$14,142.87

INTEREST RATES (PER ANNUM) ON CREDIT BALANCES

Effective Date	\$0 to \$4999	Over \$4999 to \$9999	Over \$9999 to \$19999	Over \$19999 to \$49999
30 Mar 2017	0.00 %	0.01 %	0.01 %	0.01 %
Effective Date	Over \$49999 to \$99999	Over \$99999 to \$249999	Over \$249999	
30 Mar 2017	0.01 %	0.01 %	0.01 %	

TRANSACTIONS

Please check all entries on this statement and promptly inform Westpac of any possible error or unauthorised transaction

DATE	TRANSACTION DESCRIPTION	DEBIT	CREDIT	BALANCE
29/03/18	STATEMENT OPENING BALANCE			13,996.27
05/04/18	Deposit Dividend Wesfarmers Ltd Int18/00899320		146.26	14,142.53
30/04/18	Interest Paid		0.12	14,142.65
31/05/18	Interest Paid		0.11	14,142.76
29/06/18	Interest Paid		0.11	14,142.87
29/06/18	CLOSING BALANCE			14,142.87

CONVENIENCE AT YOUR FINGERTIPS

Use Online, Mobile or Tablet Banking to pay bills, transfer funds, check your account balances and much more


S013154 / M007888 / 181 / CN6CNCPIW



Statement Period
30 June 2017 - 29 September 2017

Cash Management Account

Account Name
**ARCHKING HOLDINGS PTY LTD
TRUSTEE FOR THE NERI
SUPERANNUATION FUND**

 052
THE SECRETARY
ARCHKING HOLDINGS PTY LTD
16 WYNNE ST
HAZELMERE WA 6055

Customer ID
1070 9595 **ARCHKING HOLDINGS PTY LTD**

BSB
036-043 Account Number
116 964

Opening Balance	+ \$13,824.88
Total Credits	+ \$170.72
Total Debits	- \$0.00
Closing Balance	+ \$13,995.60

INTEREST RATES (PER ANNUM) ON CREDIT BALANCES

Effective Date	\$0 to \$4999	Over \$4999 to \$9999	Over \$9999 to \$19999	Over \$19999 to \$49999
30 Mar 2017	0.00 %	0.01 %	0.01 %	0.01 %
Effective Date	Over \$49999 to \$99999	Over \$99999 to \$249999	Over \$249999	
30 Mar 2017	0.01 %	0.01 %	0.01 %	

TRANSACTIONS

Please check all entries on this statement and promptly inform Westpac of any possible error or unauthorised transaction

DATE	TRANSACTION DESCRIPTION	DEBIT	CREDIT	BALANCE
30/06/17	STATEMENT OPENING BALANCE			13,824.88A
31/07/17	Interest Paid		0.11 STS	13,824.99
31/08/17	Interest Paid		0.11 "	13,825.10
28/09/17	Deposit Dividend Wesfarmers Ltd Fin17/00900484		170.40 SSS	13,995.50
29/09/17	Interest Paid		0.10 STS	13,995.60
29/09/17	CLOSING BALANCE			13,995.60

CONVENIENCE AT YOUR FINGERTIPS

Use Online, Mobile or Tablet Banking to pay bills, transfer funds, check your account balances and much more

S014340 / M008490 / 273 / CN6CNCFW



Westpac Banking Corporation ABN 33 007 457 141.

Duplicate Statement

Copy of statement No 90

Page 1 of 4

Cash Management Account

THE SECRETARY
 ARCHKING HOLDINGS PTY LTD
 16 WYNNE ST
 HAZELMERE WA 6055


(036-043/6043)
 ACCOUNT NO.
 11-6964

*

MIDLAND GATE WA

ACCOUNT NAME
 ARCHKING HOLDINGS PTY LTD
 TRUSTEE FOR THE NERI SUPERANNUATION FUND

CUSTOMER NUMBER
 10709595 ARCHKING HOLDINGS PTY LTD



ACCOUNT ENQUIRIES
 Call Westpac Telephone Banking
 8am - 8pm 7 days
 132 032 within Australia
 +61 2 9293 9270 if calling from overseas

* ACCOUNT SUMMARY *

OPENING BALANCE	TOTAL CREDITS	TOTAL DEBITS	CLOSING BALANCE
+ \$13995.60	\$0.34	\$0.00	+ \$13995.94

DETAILS OF YOUR ACCOUNT
 FROM LAST STATEMENT DATED 29 SEP 2017 TO 29 DEC 2017

DATE	DESCRIPTION OF TRANSACTION	DEBIT	CREDIT	BALANCE
2017	STATEMENT OPENING BALANCE			13995.60
31OCT	INTEREST PAID	0.12	575	13995.72
30NOV	INTEREST PAID	0.11	"	13995.83
29DEC	INTEREST PAID	0.11	"	13995.94
29DEC	CLOSING BALANCE			13995.94



Statement Period
29 December 2017 - 29 March 2018

Cash Management Account



052
THE SECRETARY
ARCHKING HOLDINGS PTY LTD
16 WYNNE ST
HAZELMERE WA 6055

Account Name
ARCHKING HOLDINGS PTY LTD
TRUSTEE FOR THE NERI
SUPERANNUATION FUND

Customer ID
1070 9595 ARCHKING HOLDINGS PTY
LTD

BSB
036-043 Account Number
116 964

Opening Balance	+ \$13,995.94
Total Credits	+ \$0.33
Total Debits	- \$0.00
Closing Balance	+ \$13,996.27

INTEREST RATES (PER ANNUM) ON CREDIT BALANCES

Effective Date	\$0 to \$4999	Over \$4999 to \$9999	Over \$9999 to \$19999	Over \$19999 to \$49999
30 Mar 2017	0.00 %	0.01 %	0.01 %	0.01 %
Effective Date	Over \$49999 to \$99999	Over \$99999 to \$249999	Over \$249999	
30 Mar 2017	0.01 %	0.01 %	0.01 %	

TRANSACTIONS

Please check all entries on this statement and promptly inform Westpac of any possible error or unauthorised transaction

DATE	TRANSACTION DESCRIPTION	DEBIT	CREDIT	BALANCE
29/12/17	STATEMENT OPENING BALANCE			13,995.94
31/01/18	Interest Paid		0.12	13,996.06
28/02/18	Interest Paid		0.10	13,996.16
29/03/18	Interest Paid		0.11	13,996.27
29/03/18	CLOSING BALANCE			13,996.27

CONVENIENCE AT YOUR FINGERTIPS

Use Online, Mobile or Tablet Banking to pay bills, transfer funds, check your account balances and much more

Neri Super Fund

Change in Movement Worksheet - 2018

Listed Shares

Opening balance	\$	<u>37,432.18</u>	
Purchases	\$	2,233.80	
		<u>\$ 39,665.98</u>	
Closing Balance	\$	<u>27,002.38</u>	
Movement	-\$	<u>12,663.60</u>	
Telstra (8391)	\$	22,005.40	E-1/1
Wesfarmers (142)	\$	4,996.98	E-1/2
	\$	<u>27,002.38</u>	

Telstra Corporation Limited (TLS.AX)

ASX - ASX Delayed price. Currency in AUD

☆ Add to watchlist

Quote lookup

3.8900 +0.0500 (+1.30%)

At close: 04:10PM AEST

Advertisement

Start Trading >>

Plus500 CFD Service. Your capital is at risk

- Summary
- Chart
- Statistics
- Historical data**
- Profile
- Financials
- Analysis
- Options
- Holdings
- Sustainability


\$300 cashback to spend how you want.

With a new Low Fee Gold credit card.

Apply by 31 October 2022 and spend \$1,500 within 90 days of activation



Learn more



Time period: 29 June 2018 - 30 June 2018

Show: Historical prices

Frequency: Daily

Apply

Currency in AUD

Download

Date	Open	High	Low	Close*	Adj. close**	Volume
29 June 2018	2.6300	2.6400	2.6000	2.6200	2.4455	59,819,454

*Close price adjusted for splits. **Close price adjusted for splits and dividend and/or capital gain distributions.

*Avg = 2.6225 x 8391
Mkt value = \$22,005.40*

People also watch

Symbol	Last price	Change	% change
ANZ.AX	22.28	+0.28	+1.27%
Australia and New Zealand Banking Group...			
WBC.AX	19.67	+0.25	+1.29%
Westpac Banking Corporation			
CBA.AX	91.45	+0.75	+0.83%
Commonwealth Bank of Australia			
BHP.AX	39.90	-0.15	-0.37%
BHP Group Limited			
WES.AX	43.21	+1.06	+2.51%
Wesfarmers Limited			

WA Solar Rebate Progra

Data disclaimer Help Suggestions
 Privacy (updated) About our ads Terms (updated)
 🌐 f in

© 2022 Yahoo. All rights reserved.

Wesfarmers Limited (WES.AX)

ASX - ASX Delayed price. Currency in AUD

☆ Add to watchlist

Quote lookup

43.21 +1.06 (+2.51%)

At close: 04:10PM AEST

Start Trading >>

Plus500 CFD Service. Your capital is at risk

- Summary
- Chart
- Statistics
- Historical data**
- Profile
- Financials
- Analysis
- Options
- Holders
- Sustainability

\$300 cashback to spend how you want.

With a new Low Fee Gold credit card.

Apply by 31 October 2022 and spend \$1,500 within 90 days of activation



Learn more



Get 0% p.a. for 18 months on purchases.

Plus, get \$1.00 cashback.

With a new Low Rate credit card.

Learn more

Apply by 31 October 2022 and spend \$1,000 within 90 days of activation

Time period: 29 June 2018 - 30 June 2018

Show: Historical prices

Frequency: Daily

Apply

Download

Currency in AUD

Date	Open	High	Low	Close*	Adj. close**	Volume
29 June 2018	35.16	35.36	35.11	35.13	29.25	8,080,731

*Close price adjusted for splits. **Close price adjusted for splits and dividend and/or capital gain distributions.

$$Avg = \$35.19 \times 142$$

$$Mkt Value = \$4996.90$$

People also watch

Symbol	Last price	Change	% change
WBC.AX	19.67	+0.25	+1.29%
Westpac Banking Corporation			
ANZ.AX	22.28	+0.28	+1.27%
Australia and New Zealand Banking Group...			
RIO.AX	100.74	+0.40	+0.40%
Rio Tinto Group			
COL.AX	17.92	+0.08	+0.45%
Coles Group Limited			
CSL.AX	274.80	+5.57	+2.07%
CSL Limited			

WA Government is currently handing thousands of dollar



Investor Centre

Transaction History

◀ View: TLS, I*****1091 (ARCH KING HOLDINGS PTY LTD <THE NERI SUPER FUND A/C>)

Date range from (dd/mm/yyyy) 04/07/2017 to (dd/mm/yyyy) 04/07/2018

Displaying Transaction History from 04 Jul 2017 to 04 Jul 2018

HIN/SRN EMP ID	Security Code	Date	Transaction	Change	Running Balance
I*****1091	TLS	23/03/2018	Transfer	657 ↘	8,391 ↗

Viewing 1 - 1 of 1

Ask us now ↗

NERI SUPERANNUATION FUND

As Trustee for

ABN 64 521 581 846

Ledger Entries Report for the year ending 30 June, 2018

04/07/2022
15:54

Date	Trans No	Chq/Rec	Description	Code	Debit	Credit	Total
Account number 0750.02 - Members contributions							
30/06/2018	000000020	J	Fees paid from personal account			852.50	(852.50)
Total						<u>852.50</u>	
Account number 0750.03 - Members contributions							
30/06/2018	000000020	J	Fees paid from personal account			852.50	(852.50)
Total						<u>852.50</u>	

NERI SUPERANNUATION FUND

Page 1 of 1

As Trustee for

ABN 64 521 581 846**Ledger Entries Report for the year ending 30 June, 2018**

04/07/2022

16:06

Date	Trans No	Chq/Rec	Description	Code	Debit	Credit	Total
Account number 0575 - Interest received							
31/07/2017	000000002	R	INTEREST			0.11	(0.11)
31/08/2017	000000003	R	INTEREST			0.11	(0.22)
29/09/2017	000000005	R	INTEREST			0.10	(0.32)
31/10/2017	000000006	R	INTEREST			0.12	(0.44)
30/11/2017	000000007	R	INTEREST			0.11	(0.55)
29/12/2017	000000008	R	INTEREST			0.11	(0.66)
31/01/2018	000000009	R	INTEREST			0.12	(0.78)
28/02/2018	000000010	R	INTEREST			0.10	(0.88)
29/03/2018	000000011	R	INTEREST			0.11	(0.99)
30/04/2018	000000013	R	INTEREST			0.12	(1.11)
31/05/2018	000000014	R	INTEREST			0.11	(1.22)
29/06/2018	000000015	R	INTEREST			0.11	(1.33)
Total						<u>1.33</u>	

Meri Super Fund 2018												
Dividend Schedule												
Investment	Code	Date	Quantity	Franked	Unfranked	Franking Credits	Quantity	DRP	Residual	Net Cash Distribution	Total Gross Up	Ref
Telstra	TLS	28/09/2017	7734	\$ 1,198.77	\$ -	\$ 513.76	0	\$ -	\$ 3,552.26	\$ -	\$ 1,712.53	0-1/1
		29/03/2018	8391	\$ 850.74	\$ -	\$ 364.60	657	\$ 2,233.80	\$ 2,169.20	\$ -	\$ 1,215.34	0-1/2
Wesfarmers	WES	28/09/2017	142	\$ 170.40	\$ -	\$ 73.03				\$ 170.40	\$ 243.43	0-1/4
		5/04/2018	142	\$ 146.26	\$ -	\$ 62.68				\$ 146.26	\$ 208.94	0-1/5
				\$ 2,366.17	\$ -	\$ 1,014.07		\$ 2,233.80	\$ 2,169.20	\$ 316.66	\$ 3,380.24	
					\$ 3,380.24							



052/06407
ARCH KING HOLDINGS PTY LTD
<THE NERI SUPER FUND A/C>
ATTN: ALBERINO NERI
16 WYNNE STREET
HAZELMERE WA 6055

Telstra Share Registrar
 C/- Link Market Services Limited
 PO Box A942, SYDNEY SOUTH NSW 1234
 T Australia 1300 88 66 77
 Overseas +61 1300 88 66 77
 E telstra@linkmarketservices.com.au
 W www.linkmarketservices.com.au/telstra

Telstra Dividend

For the period ended 30 June 2017

Shares Held	Dividend Rate	Unfranked Amount	Franked Amount	Dividend Amount	Franking Credit
7,734	15.5 cents	\$0.00	\$1,198.77	\$1,198.77	\$513.76

Any fractional entitlement on your total dividend amount has been rounded down to the nearest whole cent.

Dividend Paid: \$1,198.77

The final dividend of Telstra Corporation Limited for the period ended 30 June 2017 is 15.5 cents per share, 100% franked at the company tax rate of 30%. This dividend and franking credit may need to be disclosed as assessable income on your Australian Tax Return. Please keep this statement for your tax records as a fee will be charged for a replacement.

Important Information

Please update your bank account details so we can deposit your dividend(s).

Simply go to www.linkmarketservices.com.au/telstra and log into your shareholder account¹ with your HIN/SRN (listed below) and postcode. Select the Payments & Tax menu followed by Payment Instructions and enter your account details. Once your details are recorded, we'll deposit current and outstanding dividends within 7 days.

We are not able to deposit your dividend if you do not update your bank account details. Further information is available under the dividend information section at telstra.com.au/aboutus/investors/frequently-asked-questions if bank account details are not provided.

Your Shareholding Information:

HIN/SRN: 100070611091 Share Class: Ordinary TFN/ABN Status: Not Quoted
 Record Date: 31 August 2017 Payment Date: 28 September 2017

Update your details online at www.linkmarketservices.com.au/telstra

¹ Shareholders with holdings in the below categories will need to provide their dividend payment/DRP instructions as follows:
 Joint and company holdings up to the value of \$1m should register a portfolio and update their instructions through the portfolio function at <https://investorcentre.linkmarketservices.com.au/>
 Individuals with a holding value between \$50k and \$1m should register a portfolio and update their instructions through the portfolio function at <https://investorcentre.linkmarketservices.com.au/>
 All shareholders with a holding value over \$1m are required to download and complete the applicable form to update their payment and/or DRP instructions. Forms are available at <http://www.linkmarketservices.com.au/corporate/investorServices/Forms.html>



052/02763
ARCH KING HOLDINGS PTY LTD
<THE NERI SUPER FUND A/C>
ATTN: ALBERINO NERI
16 WYNNE STREET
HAZELMERE WA 6055

Telstra Share Registrar
 C/- Link Market Services Limited
 PO Box A942, SYDNEY SOUTH NSW 1234

T (Australia): 1300 88 66 77
 T (Overseas): +61 2 8280 7756
 E: telstra@linkmarketservices.com.au
 W: www.linkmarketservices.com.au/telstra

Telstra Dividend

For the period ended 31 December 2017

The dividend payment of Telstra Corporation Limited for the period ended 31 December 2017 includes an interim ordinary dividend of 7.5 cents per share and an interim special dividend of 3.5 cents per share, both 100% franked at the company tax rate of 30%. This total dividend amount and franking credit may need to be disclosed as assessable income on your Australian Tax Return. Please keep this statement for your tax records as a fee will be charged for a replacement.

Payment Description	Total Interim Dividend per share	Shares held	Unfranked Amount	Franked Amount	Total Dividend Amount	Franking Credit
Interim ordinary dividend 7.5 cents per share and Interim special dividend 3.5 cents per share	11 cents	7,734	\$0.00	\$850.74	\$850.74	\$364.60

Important information

We need some details from you

We notice that you haven't told us how you'd like to receive your dividend. We are not able to provide your dividend unless you update your payment instructions online at www.linkmarketservices.com.au/telstra. Use your SRN or HIN (shown below) to securely access our shareholder account. Your dividends can be paid into your bank account or if you're a resident of Australia or New Zealand, you can choose to participate in our Dividend Reinvestment Plan (DRP). To provide these details please select the Payments & Tax menu. If you do not provide bank details further information is available at www.telstra.com.au/aboutus/investors/frequently-asked-questions.

¹ Shareholders with holdings in the below categories will need to provide their dividend payment/DRP instructions as follows: Joint and company holdings up to the value of \$1m and individuals with a holding value between \$50k and \$1m should register a portfolio and update their instructions through the portfolio function at <https://investorcentre.linkmarketservices.com.au>. All shareholders with a holding value over \$1m are required to download and complete the applicable form to update their payment and/or DRP instructions. Forms are available at <http://www.linkmarketservices.com.au/corporate/resources/forms.html>

Your shareholding information

HIN/SRN: I00070611091
Record Date: 1 March 2018

Share Class: Ordinary
Payment Date: 29 March 2018

TFN/ABN Status: Not Quoted

Update your details online at www.linkmarketservices.com.au/telstra



Telstra Share Registrar
 C/- Link Market Services Limited
 PO Box A942, SYDNEY SOUTH NSW 1234
 T Australia 1300 88 66 77
 Overseas +61 1300 88 66 77
 E telstra@linkmarketservices.com.au
 W www.linkmarketservices.com.au/telstra



062/06116
 ARCH KING HOLDINGS PTY LTD
 <THE NERI SUPER FUND A/C>
 ATTN: ALBERINO NERI
 16 WYNNE STREET
 HAZELMERE WA 6055

REINVESTMENT STATEMENT

Your Shareholder Reference Number:
 100070611091
 Allotment date: 23 March 2018

6 April 2018

Dear Shareholder

Following my letter to you dated 8 February 2018, your 2016 final dividend and 2017 interim dividend have now been reinvested into additional Telstra ordinary shares as follows. Your new holding statement is available on the reverse side of this advice.

Reinvestment of 2016 Final Dividend &/or 2017 Interim Dividend

Dividend amount from the 2016 final dividend &/or the 2017 interim dividend available for reinvestment: **A\$2,256.80**

Less administration and brokerage (including GST): **A\$22.77**

Total amount available for reinvestment: **A\$2,234.03**

The amount has been applied to acquire **657** shares at **A\$3.40** per share ~~A\$3.40~~

In accordance with Telstra's Constitution, your residual balance (which is less than the Allocation Price of A\$3.40) has been donated to the Telstra Foundation[#]. Please note that we will not issue a receipt for this donation. To ensure the fast and secure payment of your dividends, please update your bank account details online:

1. Go to Telstra's Investor Centre at www.linkmarketservices.com.au/telstra and use your SRN or HIN (shown above on the right) to securely access your shareholder account.
2. Provide¹ your bank details by selecting the Payments & Tax menu followed by Payment Instructions.

Once we have received your payment instructions, any dividends that we currently hold on your behalf will be paid into your bank account within 14 days. These payment instructions will also apply to your future dividend payments.

If you require any assistance, please telephone our share registry on 1300 88 66 77.

Yours sincerely

Sue Laver
 Company Secretary

¹ Shareholders with holdings in the below categories will need to provide their dividend payment/DRP instructions as follows:

- Joint and company holdings up to the value of \$1m should register a portfolio and update their instructions through the portfolio function at <https://investorcentre.linkmarketservices.com.au/>
- Individuals with a holding value between \$50k and \$1m should register a portfolio and update their instructions through the portfolio function at <https://investorcentre.linkmarketservices.com.au/>
- All shareholders with a holding value over \$1m are required to download and complete the applicable form to update their payment and/or DRP instructions. Please log-in to your shareholder account to download a form under the Payments & Tax menu.

Holding Statement

Date	Transaction type	Transaction reference	Transaction reference	Quantity on	Quantity off	Holding balance
08/02/2018			Opening balance			7,734
23/03/2018	Unclaimed dividend reinvestment	Transfer		657		
23/03/2018			Closing balance			8,391

Note: This statement may not include all transactions. Telstra Corporation Limited and Link Market Services Limited will not be liable for any losses incurred by any person who relies on the Holding Balance (shown above) without making their own adjustments.

The Telstra Foundation is a Private Ancillary Fund that allocates monies to a range of community projects. For more than a decade, it has worked closely with Australian charities to fund innovative social innovation projects that benefit vulnerable Australians. The Telstra Foundation will not use, and is prohibited by its Constitution from using, funds for Telstra's commercial benefit. For more information about the Telstra Foundation please go to www.telstrafoundation.com.

Please keep this advice in a safe place. A fee is payable for replacement statements.

All correspondence to:
 Computershare Investor Services Pty Limited
 GPO Box 2975 Melbourne
 Victoria 3001 Australia
 Enquiries (within Australia) 1300 558 062
 (outside Australia) +61 3 9415 4631
 Facsimile +61 3 9473 2500
 www.investorcentre.com/contact
 www.computershare.com

2017

Private and Confidential

1 188512 053 WES



ARCH KING HOLDINGS PTY LTD
 <THE NERI SUPER FUND A/C>
 16 WYNNE STREET
 HAZELMERE WA 6055

Securityholder Reference Number (SRN)

I 0134175150

Record Date	23 August 2017
Payment Date	28 September 2017 ✓
TFN/ABN Status	Not Quoted
Direct Credit Ref. No.	900484
ASX Code	WES

Final Dividend

The statement below represents your final dividend for the year ended 30 June 2017. The dividend is fully-franked (100 per cent) for Australian income tax purposes at the corporate tax rate of 30 per cent.

Class Description	Amount per Security	Number of Securities	Franked Amount	Unfranked Amount	Gross Payment	Franking Credit
Ordinary Shares	A\$1.20	142	A\$170.40	A\$0.00	A\$170.40	A\$73.03
		Total	A\$170.40	A\$0.00	A\$170.40 ✓	A\$73.03 ✓
Net Payment					A\$170.40	

New Zealand Imputation Credits in NZD

NZ\$14.20

New Zealand tax law requires us to notify shareholders that New Zealand imputation credits have been attached to this dividend at a rate of NZ\$0.10 per share. These credits are only relevant for shareholders required to file a New Zealand income tax return.

Important Notes

1. You should retain this statement to assist you in preparing your tax return.
2. Shareholders should obtain their own professional advice on the tax implications of this dividend.

Non-Resident Shareholders

The Franked Amount is not subject to withholding tax.



Help Wesfarmers to help the environment

To apply for online statements, or to view or update your security holding details please visit www.wesdirect.com.au. When in Wesdirect, log in as an existing user with your user ID or register as a new user by creating a login using your SRN/HIN and postcode (if within Australia) or country (if outside Australia). For security purposes, if you wish to update your information you will be required to register by choosing a user ID and password.

Your Payment Instruction

WESTPAC BANKING CORPORATION
 BSB: 036-043 Account number: 116964

Amount Deposited

A\$170.40

2018.

All correspondence to:
 Computershare Investor Services Pty Limited
 GPO Box 2975 Melbourne
 Victoria 3001 Australia
 Enquiries (within Australia) 1300 558 062
 (outside Australia) +61 3 9415 4631
 Facsimile +61 3 9473 2500
 www.investorcentre.com/contact
 www.computershare.com

Private and Confidential

182206 053 WES



ARCH KING HOLDINGS PTY LTD
 <THE NERI SUPER FUND A/C>
 16 WYNNE STREET
 HAZELMERE WA 6055

Securityholder Reference Number (SRN)
I 0134175150

Record Date	27 February 2018
Payment Date	5 April 2018
TFN/ABN Status	Not Quoted
Direct Credit Ref. No.	899320
ASX Code	WES

Interim Dividend

The statement below represents your interim dividend for the half-year ended 31 December 2017. The dividend is fully-franked (100 per cent) for Australian income tax purposes at the corporate tax rate of 30 per cent.

Class Description	Amount per Security	Number of Securities	Franked Amount	Unfranked Amount	Gross Payment	Franking Credit
Ordinary Shares	A\$1.03	142	A\$146.26	A\$0.00	A\$146.26	A\$62.68
Total			A\$146.26	A\$0.00	A\$146.26	A\$62.68
Net Payment					A\$146.26	

Important Notes

1. You should retain this statement to assist you in preparing your tax return.
2. Shareholders should obtain their own professional advice on the tax implications of this dividend.

Non-Resident Shareholders

The Franked Amount is not subject to withholding tax.
 New Zealand Imputation Credits are not attached to this dividend.




Help Wesfarmers to help the environment

To apply for online statements, or to view or update your security holding details please visit: www.wesdirect.com.au. When in Wesdirect, log in as an existing user with your user ID or register as a new user by creating a login using your SRN/HIN and postcode (if within Australia) or country (if outside Australia). For security purposes, if you wish to update your information you will be required to register by choosing a user ID and password.

Your Payment Instruction

WESTPAC BANKING CORPORATION
 BSB: 036-043 Account number: 116964

Amount Deposited
A\$146.26



TURCO & CO PTY LTD
CERTIFIED PRACTISING ACCOUNTANT

02 June 2017
Ref: 21060

NERI SUPERANNUATION FUND
16 WYNNE STREET
HAZELMERE WA 6056

Tax Invoice

ABN: 22 009 390 130

OUR FEE FOR ATTENDANCES TO THE FOLLOWING PROFESSIONAL SERVICES RENDERED




- To the preparation, review and consultation of Financial Statements for the NERI SUPERANNUATION FUND for the year ended 30 June 2016 including all necessary attention pertaining thereto.
- To the preparation, review and consultation and lodgement of Income Tax Returns for the fund for the year ended 2016, including Super Member Data & disbursements.
- To the preparation and reviewing of Audit Report.
- And all necessary attention pertaining to the above.

Our Fee Total	1,550.00
Plus: GST	155.00
TOTAL FEE	\$1,705.00

21 OCT 2017
 PAID BY
 [Handwritten signature]

THIS IS A SEVEN DAY ACCOUNT
CREDIT CARD PAYMENT ACCEPTED ONLY IF PAID WITHIN SEVEN (7) DAYS OF INVOICE

Fee No: 21060 Fee Date: 02 June 2017 Fee Amount: \$1,705.00
 From: NERI02 NERI SUPERANNUATION FUND

 Card No.: / / /
 Expiry Date: / / Amount: \$
 Name of Cardholder:
 Signature of Cardholder:

Direct Credit Details: BSB 036306 ACC 479303

DIRECTOR
V.V. Turco
B Bus CPA
(Governing)

ACN 009 390 130 ABN 22 009 390 130
T: (08) 9431 9888 F: (08) 9431 9800 E: turco@turco.com.au
PO Box 667 Fremantle Western Australia 6959