

---

Financial statements and reports for the year ended  
30 June 2022

Paviotti Super Fund

---

Prepared for: Paviotti Super Pty Ltd

# Paviotti Super Fund

## Reports Index

---

Statement of Financial Position

Operating Statement

Notes to the Financial Statements

Statement of Taxable Income

Trustees Declaration

Compilation Report

Investment Summary

Investment Income

Realised Capital Gains

Members Statement

SMSF Annual Return

---

**Paviotti Super Fund****Statement of Financial Position**

As at 30 June 2022

	Note	2022 \$	2021 \$
<b>Assets</b>			
<b>Investments</b>			
Fixed Interest Securities (Australian) - Unitised	2	62,789.20	0.00
Shares in Listed Companies (Australian)	3	429,255.89	0.00
Stapled Securities	4	40,762.18	0.00
Units in Listed Unit Trusts (Australian)	5	16,684.20	0.00
<b>Total Investments</b>		<u>549,491.47</u>	<u>0.00</u>
<b>Other Assets</b>			
Distributions Receivable		1,294.15	0.00
Bank Accounts	6	32,592.03	0.00
GST Refundable		654.56	0.00
Income Tax Refundable		9,787.66	0.00
<b>Total Other Assets</b>		<u>44,328.40</u>	<u>0.00</u>
<b>Total Assets</b>		<u>593,819.87</u>	<u>0.00</u>
<b>Net assets available to pay benefits</b>		<u>593,819.87</u>	<u>0.00</u>
Represented by:			
<b>Liability for accrued benefits allocated to members' accounts</b>			
	7		
Paviotti, Robert William - Pension (Account Based Pension)		336,062.37	0.00
Paviotti, Robert William - Pension (Account Based Pension 2)		2,105.36	0.00
Paviotti, Donna Maree - Pension (Account Based Pension)		253,946.50	0.00
Paviotti, Donna Maree - Pension (Account Based Pension 2)		1,705.64	0.00
<b>Total Liability for accrued benefits allocated to members' accounts</b>		<u>593,819.87</u>	<u>0.00</u>

**Paviotti Super Fund****Operating Statement**

For the year ended 30 June 2022

	<b>Note</b>	<b>2022</b>	<b>2021</b>
		<b>\$</b>	<b>\$</b>
<b>Income</b>			
<b>Investment Income</b>			
Trust Distributions	10	2,763.46	0.00
Dividends Received	9	18,368.89	0.00
Interest Received		1,491.26	0.00
Transfers In		627,735.76	0.00
<b>Total Income</b>		<u>650,359.37</u>	<u>0.00</u>
<b>Expenses</b>			
Administration Costs		1,230.00	0.00
Advisor Fees		2,283.68	0.00
Investment Management Fee		2,612.32	0.00
Trustee Fees		1,650.00	0.00
		<u>7,776.00</u>	<u>0.00</u>
<b>Member Payments</b>			
Pensions Paid		12,330.00	0.00
<b>Investment Losses</b>			
Changes in Market Values		46,221.16	0.00
<b>Total Expenses</b>		<u>66,327.16</u>	<u>0.00</u>
<b>Benefits accrued as a result of operations before income tax</b>			
		<u>584,032.21</u>	<u>0.00</u>
Income Tax Expense	11	(9,787.66)	0.00
<b>Benefits accrued as a result of operations</b>		<u>593,819.87</u>	<u>0.00</u>

# Notes to the Financial Statements

For the year ended 30 June 2022

---

## Note 1: Summary of Significant Accounting Policies

The trustees have prepared the financial statements on the basis that the Superannuation Fund is not a reporting entity because it is not publicly accountable and is not required by law or governing document to prepare financial statements that comply with Australian Accounting Standards. The financial statements are therefore special purpose financial statements that have been prepared in order to meet the requirements of the Superannuation Industry (Supervision) Act 1993 and associated Regulations, the trust deed of the Fund and the needs of members.

The financial statements have been prepared on a cash basis and are based on historical costs, except for investments which have been measured at market value.

The following significant accounting policies, which are consistent with the policies applied in the previous period unless otherwise stated, have been adopted in the preparation of the financial statements.

The financial statements were authorised for issue by the Director(s).

### a. Measurement of Investments

The Fund initially recognises:

- (i) an investment when it controls the future economic benefits expected to flow from the asset. For financial assets, the trade date is considered to be the date on which control of the future economic benefits attributable to the asset passes to the Fund; and
- (ii) a financial liability on the date it becomes a party to the contractual provisions of the instrument.

Investments of the Fund have been measured at market value, which refers to the amount that a willing buyer could reasonably be expected to pay to acquire an asset from a willing seller if the following assumptions were made:

- that the buyer and the seller deal with each other at arm's length in relation to the sale;
- that the sale occurred after proper marketing of the asset; and
- that the buyer and the seller acted knowledgeably and prudentially in relation to the sale.

Market value has been determined as follows:

- (i) shares and other securities listed on the Australian Securities Exchange by reference to the relevant market quotations at the end of the reporting period;
- (ii) units in managed funds by reference to the unit redemption price at the end of the reporting period;
- (iii) fixed-interest securities by reference to the redemption price at the end of the reporting period;
- (iv) unlisted investments are stated at trustees' assessment based on estimated market value at balance date or where necessary, an external valuer's opinion; and
- (v) investment properties at the trustees' assessment of the market value or where necessary a qualified independent valuer's opinion at the end of reporting period.

Financial liabilities, such as trade creditors and other payables, are measured at the gross value of the outstanding balance at the end of the reporting period. The trustees have determined that the gross values of the Fund's financial liabilities is equivalent to their market values. Any remeasurement changes in the gross values of non-current financial liabilities (including liabilities for members' accrued benefits) are recognised in the operating statement in the periods in which they occur.

### b. Cash and Cash Equivalents

Cash and cash equivalents include cash on hand and at call, deposits with banks and short-term, highly liquid investments that are readily convertible to cash and subject to an insignificant risk of change in value.

### c. Revenue

Revenue is recognised to the extent that it is probable that the economic benefits will flow to the Fund and the revenue can be reliably measured. Revenue is recognised at the fair value of the consideration received or receivable.

# Notes to the Financial Statements

For the year ended 30 June 2022

---

## Interest revenue

Interest revenue is recognised in respect of fixed-interest securities, and cash and cash equivalent balances. Interest revenue is recognised upon receipt.

## Dividend revenue

Dividend revenue is recognised when the dividend has been paid or, in the case of dividend reinvestment schemes, when the dividend is credited to the benefit of the fund.

## Rental revenue

Rental revenue arising from operating leases on investment properties is recognised upon receipt.

## Distribution revenue

Distributions from unit trusts and managed funds are recognised as at the date the unit value is quoted ex-distribution and if not received at the end of the reporting period, are reflected in the statement of financial position as a receivable at market value.

## Remeasurement changes in market values

Remeasurement changes in the market values of assets are recognised as income and determined as the difference between the market value at year-end or consideration received (if sold during the year) and the market value as at the prior year-end or cost (if acquired during the period).

## Contributions

Contributions and transfers in are recognised when the control and the benefits from the revenue have been attained and are recorded by the Fund, gross of any taxes, in the period to which they relate.

## d. Liability for Accrued Benefits

The liability for accrued benefits represents the Fund's present obligation to pay benefits to members and beneficiaries, and has been calculated as the difference between the carrying amount of the assets and the carrying amount of the other payables and income tax liabilities as at the end of the reporting period.

## e. Goods and Services Tax (GST)

Revenues, expenses and assets are recognised net of the amount of GST, except where the amount of GST incurred is not recoverable from the Australian Taxation Office (ATO).

The net amount of GST recoverable from, or payable to, the ATO is included with other receivables or other payables in the statement of financial position.

## f. Critical Accounting Estimates and Judgements

The preparation of financial statements requires the trustees to make judgements, estimates and assumptions that affect the application of accounting policies and the reported amounts of assets and liabilities, income and expenses. Actual results may differ from these estimates.

Estimates and underlying assumptions are reviewed on an ongoing basis. Revisions to accounting estimates are recognised in the period in which the estimate is revised and in any future period affected.

## Note 2: Fixed Interest Securities (Australian) - Unitised

	2022 \$	2021 \$
Commonwealth Bank Of Australia - Capital Notes PERLS VII	15,993.60	0.00
Macquarie Group Limited - Capital Notes 5	15,069.10	0.00

**Notes to the Financial Statements**

For the year ended 30 June 2022

Nufarm Finance (NZ) Limited	16,770.00	0.00
Westpac Banking Corporation - Capital Notes 2	14,956.50	0.00
	62,789.20	0.00

**Note 3: Shares in Listed Companies (Australian)**

	<b>2022</b>	<b>2021</b>
	<b>\$</b>	<b>\$</b>
Ampol Limited	23,961.00	0.00
AMP Limited	12,367.25	0.00
ANZ Group Holdings Limited	17,844.30	0.00
Aurizon Holdings Limited	22,040.00	0.00
Bapcor Limited	21,280.00	0.00
BHP Group Limited	30,112.50	0.00
Commonwealth Bank Of Australia.	27,114.00	0.00
Downer EDI Limited	16,412.50	0.00
Endeavour Group Limited	34,065.00	0.00
Insurance Australia Group Limited	17,440.00	0.00
Lynas Rare Earths Limited	17,460.00	0.00
National Australia Bank Limited	25,746.60	0.00
Paradigm Biopharmaceuticals Limited	2,702.00	0.00
Pendal Group Limited	21,658.00	0.00
PWR Holdings Limited	14,536.00	0.00
RIO Tinto Limited	29,783.00	0.00
Suncorp Group Limited	22,618.80	0.00
Westpac Banking Corporation	16,575.00	0.00
Woodside Energy Group Ltd	39,195.04	0.00
Wesfarmers Limited	16,344.90	0.00
	429,255.89	0.00

**Note 4: Stapled Securities**

	<b>2022</b>	<b>2021</b>
	<b>\$</b>	<b>\$</b>
Charter Hall Long Wholesale REIT	18,506.18	0.00
National Storage REIT	22,256.00	0.00

## Notes to the Financial Statements

For the year ended 30 June 2022

	40,762.18	0.00
<b>Note 5: Units in Listed Unit Trusts (Australian)</b>		
	<b>2022</b>	<b>2021</b>
	<b>\$</b>	<b>\$</b>
Russell Investments High Dividend Australian Shares ETF	16,684.20	0.00
	16,684.20	0.00
<b>Note 6: Banks and Term Deposits</b>		
	<b>2022</b>	<b>2021</b>
	<b>\$</b>	<b>\$</b>
<b>Banks</b>		
Cash at Bank - DDH Graham	32,592.03	0.00
	32,592.03	0.00
<b>Note 7: Liability for Accrued Benefits</b>		
	<b>2022</b>	<b>2021</b>
	<b>\$</b>	<b>\$</b>
Liability for accrued benefits at beginning of year	0.00	0.00
Benefits accrued as a result of operations	593,819.87	0.00
Current year member movements	0.00	0.00
Liability for accrued benefits at end of year	593,819.87	0.00
<b>Note 8: Guaranteed Benefits</b>		
No guarantees have been made in respect of any part of the liability for accrued benefits.		
<b>Note 9: Dividends</b>		
	<b>2022</b>	<b>2021</b>
	<b>\$</b>	<b>\$</b>
ANZ Group Holdings Limited	583.20	0.00
Ampol Limited	651.00	0.00
Aurizon Holdings Limited	595.00	0.00
BHP Group Limited	6,584.94	0.00
Bapcor Limited	606.90	0.00
Commonwealth Bank Of Australia.	525.00	0.00
Downer EDI Limited	414.00	0.00
Endeavour Group Limited	562.50	0.00



## Notes to the Financial Statements

For the year ended 30 June 2022

Insurance Australia Group Limited	128.00	0.00
McMillan Shakespeare Limited	528.70	0.00
National Australia Bank Limited	629.80	0.00
PWR Holdings Limited	218.50	0.00
Pendal Group Limited	326.00	0.00
RIO Tinto Limited	1,922.24	0.00
Suncorp Group Limited	473.80	0.00
Wesfarmers Limited	663.00	0.00
Westpac Banking Corporation	1,028.50	0.00
Woodside Petroleum Limited	1,927.81	0.00
	18,368.89	0.00

**Note 10: Trust Distributions**

	<b>2022</b>	<b>2021</b>
	\$	\$
National Storage REIT	816.00	0.00
Russell Investments High Dividend Australian Shares ETF	780.60	0.00
Charter Hall Long Wholesale REIT	1,166.86	0.00
	2,763.46	0.00

**Note 11: Income Tax Expense**

	<b>2022</b>	<b>2021</b>
	\$	\$
The components of tax expense comprise		
Current Tax	(9,787.66)	0.00
Income Tax Expense	(9,787.66)	0.00

The prima facie tax on benefits accrued before income tax is reconciled to the income tax as follows:

Prima facie tax payable on benefits accrued before income tax at 15%	87,604.83	0.00
Less:		
Tax effect of:		
Non Taxable Transfer In	94,160.36	0.00
Exempt Pension Income	5,810.55	0.00
Realised Accounting Capital Gains	1,500.51	0.00
Accounting Trust Distributions	414.52	0.00

**Notes to the Financial Statements**For the year ended 30 June 2022

---

Add:

Tax effect of:

Decrease in MV of Investments	8,433.69	0.00
SMSF Non-Deductible Expenses	649.80	0.00
Pension Payments	1,849.50	0.00
Franking Credits	1,240.30	0.00
Foreign Credits	0.14	0.00
Net Capital Gains	1,500.45	0.00
TFN Credits	121.35	0.00
Taxable Trust Distributions	274.62	0.00
Distributed Foreign Income	5.45	0.00
Tax Losses	205.80	0.00
Rounding	0.01	0.00
Less credits:		
Franking Credits	8,268.66	0.00
TFN Credits	1,519.00	0.00
Current Tax or Refund	<u>(9,787.66)</u>	<u>0.00</u>

# Paviotti Super Fund

## Statement of Taxable Income

For the year ended 30 June 2022

	<b>2022</b>
	<b>\$</b>
Benefits accrued as a result of operations	584,032.21
<b>Less</b>	
Non Taxable Transfer In	627,735.76
Exempt current pension income	38,737.00
Realised Accounting Capital Gains	10,003.42
Accounting Trust Distributions	2,763.46
	<u>679,239.64</u>
<b>Add</b>	
Decrease in MV of investments	56,224.57
SMSF non deductible expenses	4,332.00
Pension Payments	12,330.00
Franking Credits	8,268.66
Foreign Credits	0.91
Net Capital Gains	10,003.00
TFN Credits - Dividends	730.00
TFN Credits - Interest	79.00
Taxable Trust Distributions	1,830.77
Distributed Foreign income	36.31
	<u>93,835.22</u>
SMSF Annual Return Rounding	0.21
	<u>(1,372.00)</u>
<b>Taxable Income or Loss</b>	
Income Tax on Taxable Income or Loss	0.00
<b>Less</b>	
Franking Credits	8,268.66
	<u>(8,268.66)</u>
<b>TAX PAYABLE</b>	
<b>Less</b>	
TFN Credits	1,519.00
	<u>(9,787.66)</u>
<b>CURRENT TAX OR REFUND</b>	
Supervisory Levy	259.00
Supervisory Levy Adjustment for New Funds	259.00
	<u>(9,269.66)</u>
<b>AMOUNT DUE OR REFUNDABLE</b>	

**Paviotti Super Fund**  
**Trustees Declaration**

Paviotti Super Pty Ltd ACN: 651562873

---

The directors of the trustee company have determined that the Fund is not a reporting entity and that these special purpose financial statements should be prepared in accordance with the accounting policies described in Note 1 to the financial statements.

The directors of the trustee company declare that:

- (i) the financial statements and notes to the financial statements for the year ended 30 June 2022 present fairly, in all material respects, the financial position of the Superannuation Fund at 30 June 2022 and the results of its operations for the year ended on that date in accordance with the accounting policies described in Note 1 to the financial statements;
- (ii) the financial statements and notes to the financial statements have been prepared in accordance with the requirements of the trust deed; and
- (iii) the operation of the superannuation fund has been carried out in accordance with its trust deed and in compliance with the requirements of the Superannuation Industry (Supervision) Act 1993 and associated Regulations during the year ended 30 June 2022.

Specifically, the directors of the trustee company declare that:

- in accordance with s120 of the Superannuation Industry (Supervision) Act 1993, no individual trustee has been or is a disqualified person;
- the Fund has satisfactory title to all assets, all assets are unencumbered and free from charge as prescribed by s50 of the Superannuation Industry (Supervision) Act 1993 and reg13.14 of the Superannuation Industry (Supervision) Regulations 1994; and
- to the knowledge of the directors of the trustee company, there have been no events or transactions subsequent to the balance date which could have a material impact on the Fund. Where such events have occurred, the effect of such events has been accounted and noted in the Fund's financial statements.

Signed in accordance with a resolution of the directors of the trustee company by:

.....  
Robert William Paviotti  
Paviotti Super Pty Ltd  
Director

.....  
Donna Maree Paviotti  
Paviotti Super Pty Ltd  
Director

Dated this ..... day of .....

# Paviotti Super Fund Compilation Report

---

We have compiled the accompanying special purpose financial statements of the Paviotti Super Fund which comprise the statement of financial position as at 30 June 2022, the operating statement for the year then ended, a summary of significant accounting policies and other explanatory notes. The specific purpose for which the special purpose financial statements have been prepared is set out in Note 1 to the financial statements.

## **The Responsibility of the Trustee(s)**

The Trustee(s) of Paviotti Super Fund are solely responsible for the information contained in the special purpose financial statements, the reliability, accuracy and completeness of the information and for the determination that the financial reporting framework used is appropriate to meet their needs and for the purpose that the financial statements were prepared.

## **Our Responsibility**

On the basis of information provided by the Trustee(s), we have compiled the accompanying special purpose financial statements in accordance with the financial reporting framework as described in Note 1 to the financial statements and APES 315: Compilation of Financial Information.

We have applied our expertise in accounting and financial reporting to compile these financial statements in accordance with the financial reporting framework described in Note 1 to the financial statements. We have complied with the relevant ethical requirements of APES 110: Code of Ethics for Professional Accountants.

## **Assurance Disclaimer**

Since a compilation engagement is not an assurance engagement, we are not required to verify the reliability, accuracy or completeness of the information provided to us by management to compile these financial statements. Accordingly, we do not express an audit opinion or a review conclusion on these financial statements.

The special purpose financial statements were compiled exclusively for the benefit of the directors of the trustee company who are responsible for the reliability, accuracy and completeness of the information used to compile them. We do not accept responsibility for the contents of the special purpose financial statements.

Joseph Hoang

of

68 Sir Bruce Small Boulevard, Benowa, Queensland 4217

Signed:

Dated:     /     /

# Paviotti Super Fund

## Investment Summary Report

As at 30 June 2022

Investment	Units	Market Price	Market Value	Average Cost	Accounting Cost	Unrealised Gain/(Loss)	Gain/(Loss)%	Portfolio Weight%	
<b>Cash/Bank Accounts</b>									
	Cash at Bank - DDH Graham	32,592.030000	32,592.03	32,592.03	32,592.03			5.60 %	
			<b>32,592.03</b>		<b>32,592.03</b>			<b>5.60 %</b>	
<b>Fixed Interest Securities (Australian) - Unithised</b>									
CBAPD.AX	Commonwealth Bank Of Australia - Capital Notes PERLS VII	160.00	99.960000	15,993.60	101.51	16,241.60	(248.00)	(1.53) %	2.75 %
MQGPE.AX	Macquarie Group Limited - Capital Notes 5	155.00	97.220000	15,069.10	100.96	15,648.80	(579.70)	(3.70) %	2.59 %
NFNG.AX	Nufarm Finance (NZ) Limited	195.00	86.000000	16,770.00	86.06	16,781.70	(11.70)	(0.07) %	2.88 %
WBCPE.AX	Westpac Banking Corporation - Capital Notes 2	150.00	99.710000	14,956.50	103.35	15,502.73	(546.23)	(3.52) %	2.57 %
			<b>62,789.20</b>		<b>64,174.83</b>	<b>(1,385.63)</b>	<b>(2.16) %</b>	<b>10.79 %</b>	
<b>Shares in Listed Companies (Australian)</b>									
AMP.AX	AMP Limited	12,950.00	0.955000	12,367.25	1.06	13,726.50	(1,359.25)	(9.90) %	2.12 %
ALD.AX	Ampol Limited	700.00	34.230000	23,961.00	28.34	19,838.00	4,123.00	20.78 %	4.12 %
ANZ.AX	ANZ Group Holdings Limited	810.00	22.030000	17,844.30	28.89	23,400.90	(5,556.60)	(23.75) %	3.07 %
AZJ.AX	Aurizon Holdings Limited	5,800.00	3.800000	22,040.00	3.53	20,480.23	1,559.77	7.62 %	3.79 %
BAP.AX	Bapcor Limited	3,500.00	6.080000	21,280.00	7.71	26,970.06	(5,690.06)	(21.10) %	3.66 %
BHP.AX	BHP Group Limited	730.00	41.250000	30,112.50	47.69	34,813.35	(4,700.85)	(13.50) %	5.17 %
CBA.AX	Commonwealth Bank Of Australia.	300.00	90.380000	27,114.00	104.94	31,482.00	(4,368.00)	(13.87) %	4.66 %
DOW.AX	Downer EDI Limited	3,250.00	5.050000	16,412.50	5.43	17,647.50	(1,235.00)	(7.00) %	2.82 %
EDV.AX	Endeavour Group Limited	4,500.00	7.570000	34,065.00	6.75	30,353.40	3,711.60	12.23 %	5.85 %
IAG.AX	Insurance Australia Group Limited	4,000.00	4.360000	17,440.00	5.28	21,134.12	(3,694.12)	(17.48) %	3.00 %
LYC.AX	Lynas Rare Earths Limited	2,000.00	8.730000	17,460.00	10.77	21,549.07	(4,089.07)	(18.98) %	3.00 %
NAB.AX	National Australia Bank Limited	940.00	27.390000	25,746.60	26.92	25,304.80	441.80	1.75 %	4.42 %
PAR.AX	Paradigm Biopharmaceuticals Limited	2,800.00	0.965000	2,702.00	1.90	5,320.00	(2,618.00)	(49.21) %	0.46 %
PDL.AX	Pendal Group Limited	4,900.00	4.420000	21,658.00	6.36	31,184.41	(9,526.41)	(30.55) %	3.72 %

Paviotti Super Fund

# Investment Summary Report

As at 30 June 2022

Investment	Units	Market Price	Market Value	Average Cost	Accounting Cost	Unrealised Gain/(Loss)	Gain/(Loss)%	Portfolio Weight%	
PWH.AX	PWR Holdings Limited	2,300.00	6.320000	14,536.00	9.15	21,050.47	(6,514.47)	(30.95) %	2.50 %
RIO.AX	RIO Tinto Limited	290.00	102.700000	29,783.00	118.86	34,468.34	(4,685.34)	(13.59) %	5.12 %
SUN.AX	Suncorp Group Limited	2,060.00	10.980000	22,618.80	12.79	26,347.40	(3,728.60)	(14.15) %	3.89 %
WES.AX	Wesfarmers Limited	390.00	41.910000	16,344.90	61.37	23,934.30	(7,589.40)	(31.71) %	2.81 %
WBC.AX	Westpac Banking Corporation	850.00	19.500000	16,575.00	25.36	21,555.20	(4,980.20)	(23.10) %	2.85 %
WDS.AX	Woodside Energy Group Ltd	1,231.00	31.840000	39,195.04	22.15	27,271.08	11,923.96	43.72 %	6.73 %
			<b>429,255.89</b>		<b>477,831.13</b>	<b>(48,575.24)</b>	<b>(10.17) %</b>	<b>73.74 %</b>	
<b>Stapled Securities</b>									
CLW.AX	Charter Hall Long Wholesale REIT	4,334.00	4.270000	18,506.18	5.12	22,190.08	(3,683.90)	(16.60) %	3.18 %
NSR.AX	National Storage REIT	10,400.00	2.140000	22,256.00	2.18	22,672.00	(416.00)	(1.83) %	3.82 %
			<b>40,762.18</b>		<b>44,862.08</b>	<b>(4,099.90)</b>	<b>(9.14) %</b>	<b>7.00 %</b>	
<b>Units in Listed Unit Trusts (Australian)</b>									
RDV.AX	Russell Investments High Dividend Australian Shares ETF	620.00	26.910000	16,684.20	30.40	18,848.00	(2,163.80)	(11.48) %	2.87 %
			<b>16,684.20</b>		<b>18,848.00</b>	<b>(2,163.80)</b>	<b>(11.48) %</b>	<b>2.87 %</b>	
			<b>582,083.50</b>		<b>638,308.07</b>	<b>(56,224.57)</b>	<b>(8.81) %</b>	<b>100.00 %</b>	

# Paviotti Super Fund

## Investment Income Report

As at 30 June 2022

Investment	Total Income	Franked	Unfranked	Interest/ Other	Franking Credits	Foreign Income	Foreign Credits * 1	Assessable Income (Excl. Capital Gains) * 2	TFN Credits	Other Deductions	Distributed Capital Gains	Non-Assessable Payments
<b>Bank Accounts</b>												
Cash at Bank - DDH Graham	110.68			110.68	0.00	0.00	0.00	110.68			0.00	0.00
	<b>110.68</b>			<b>110.68</b>	<b>0.00</b>	<b>0.00</b>	<b>0.00</b>	<b>110.68</b>			<b>0.00</b>	<b>0.00</b>
<b>Fixed Interest Securities (Australian) - Unitised</b>												
CBAPD.AX Commonwealth Bank Of Australia - Capital Notes PERLS VII	320.68	320.68	0.00	0.00	137.43	0.00	0.00	458.11			0.00	0.00
MQGPE.AX Macquarie Group Limited - Capital Notes 5	315.90	178.90	216.00	0.00	67.70	0.00	0.00	462.60	79.00		0.00	0.00
NFNG.AX Nufarm Finance (NZ) Limited	415.90			415.90	0.00	0.00	0.00	415.90			0.00	0.00
WBCPE.AX Westpac Banking Corporation - Capital Notes 2	328.10	328.10	0.00	0.00	140.62	0.00	0.00	468.72			0.00	0.00
	<b>1,380.58</b>	<b>827.68</b>	<b>216.00</b>	<b>415.90</b>	<b>345.75</b>	<b>0.00</b>	<b>0.00</b>	<b>1,805.33</b>	<b>79.00</b>		<b>0.00</b>	<b>0.00</b>
<b>Shares in Listed Companies (Australian)</b>												
ALD.AX Ampol Limited	651.00	651.00	0.00		279.00			930.00		0.00		
ANZ.AX ANZ Group Holdings Limited	583.20	583.20	0.00		249.94			833.14		0.00		
AZJ.AX Aurizon Holdings Limited	595.00	578.55	30.45		247.95			856.95	14.00	0.00		
BAP.AX Bapcor Limited	606.90	606.90	0.00		260.10			867.00		0.00		
BHP.AX BHP Group Limited	6,584.94	6,584.94	0.00		2,822.12			9,407.06		0.00		
CBA.AX Commonwealth Bank Of Australia.	525.00	525.00	0.00		225.00			750.00		0.00		
DOW.AX Downer EDI Limited	414.00		780.00					780.00	366.00	0.00		
EDV.AX Endeavour Group Limited	562.50	562.50	0.00		241.07			803.57		0.00		
IAG.AX Insurance Australia Group Limited	128.00		240.00					240.00	112.00	0.00		
MMS.AX McMillan Shakespeare Limited	528.70	528.70	0.00		226.59			755.29		0.00		
NAB.AX National Australia Bank Limited	629.80	629.80	0.00		269.91			899.71		0.00		
PDL.AX Pandal Group Limited	326.00	56.40	507.60		24.17			588.17	238.00	0.00		
PWH.AX PWR Holdings Limited	218.50	218.50	0.00		93.64			312.14		0.00		
RIO.AX RIO Tinto Limited	1,922.24	1,922.24	0.00		823.82			2,746.06		0.00		
SUN.AX Suncorp Group Limited	473.80	473.80	0.00		203.06			676.86		0.00		
WES.AX Wesfarmers Limited	663.00	663.00	0.00		284.14			947.14		0.00		



# Paviotti Super Fund

## Investment Income Report

As at 30 June 2022

Investment	Total Income	Franked	Unfranked	Interest/ Other	Franking Credits	Foreign Income	Foreign Credits * 1	Assessable Income	TFN Credits	Other Deductions	Distributed Capital Gains	Non-Assessable Payments
								(Excl. Capital Gains) * 2				
WBC.AX Westpac Banking Corporation	1,028.50	1,028.50	0.00		440.78			1,469.28		0.00		
WPL.AX Woodside Petroleum Limited	1,927.81	1,927.81	0.00		826.20			2,754.01		0.00		
	<b>18,368.89</b>	<b>17,540.84</b>	<b>1,558.05</b>		<b>7,517.49</b>			<b>26,616.38</b>	<b>730.00</b>	<b>0.00</b>		
<b>Stapled Securities</b>												
CLW.AX Charter Hall Long Wholesale REIT	1,166.86	0.00	0.00	483.82	0.00	0.00	0.00	483.82	155.00	0.00	0.00	838.05
NSR.AX National Storage REIT	816.00			315.43	0.00	17.22	0.91	333.56	224.00	0.00	0.00	707.35
	<b>1,982.86</b>	<b>0.00</b>	<b>0.00</b>	<b>799.25</b>	<b>0.00</b>	<b>17.22</b>	<b>0.91</b>	<b>817.38</b>	<b>379.00</b>	<b>0.00</b>	<b>0.00</b>	<b>1,545.40</b>
<b>Units in Listed Unit Trusts (Australian)</b>												
RDV.AX Russell Investments High Dividend Australian Shares ETF	780.60	893.92	77.53	60.07	405.42	19.09	0.00	1,456.03	331.00	0.00	0.00	60.99
	<b>780.60</b>	<b>893.92</b>	<b>77.53</b>	<b>60.07</b>	<b>405.42</b>	<b>19.09</b>	<b>0.00</b>	<b>1,456.03</b>	<b>331.00</b>	<b>0.00</b>	<b>0.00</b>	<b>60.99</b>
	<b>22,623.61</b>	<b>19,262.44</b>	<b>1,851.58</b>	<b>1,385.90</b>	<b>8,268.66</b>	<b>36.31</b>	<b>0.91</b>	<b>30,805.80</b>	<b>1,519.00</b>	<b>0.00</b>	<b>0.00</b>	<b>1,606.39</b>

Assessable Income (Excl. Capital Gains) **30,805.80**

Net Capital Gain **0.00**

**Total Assessable Income 30,805.80**

\* 1 Includes foreign credits from foreign capital gains.

\* 2 Assessable Income in the SMSF Annual Return will be different as capital gains and losses from disposals of assets have not been included.

For a breakdown of Distributed Capital Gains and Non-Assessable Payments refer to Distributions Reconciliation Report.

Paviotti Super Fund

# Realised Capital Gains Report

For The Period 01 July 2021 - 30 June 2022

Investment		Accounting Treatment				Tax Treatment						
Purchase Contract Date	Disposal Contract Date	Units	Cost	Proceeds	Accounting Profit/(Loss)	Adjusted Cost Base	Reduced Cost Base	Indexed Cost Base	Indexed Gains	Discounted Gains (Gross)	Other Gains	Capital Loss
<b>Shares in Listed Companies (Australian)</b>												
AKE.AX - Allkem Limited												
23/08/2021	30/03/2022	2,000.00	17,161.30	22,212.21	5,050.91	17,161.30	17,161.30	0.00	0.00	0.00	5,050.91	0.00
23/08/2021	30/03/2022	1,500.00	12,870.00	16,659.16	3,789.16	12,870.00	12,870.00	0.00	0.00	0.00	3,789.16	0.00
		<b>3,500.00</b>	<b>30,031.30</b>	<b>38,871.37</b>	<b>8,840.07</b>	<b>30,031.30</b>	<b>30,031.30</b>	<b>0.00</b>	<b>0.00</b>	<b>0.00</b>	<b>8,840.07</b>	<b>0.00</b>
MMS.AX - McMillan Shakespeare Limited												
23/08/2021	16/11/2021	950.00	12,093.50	12,743.60	650.10	12,093.50	12,093.50	0.00	0.00	0.00	650.10	0.00
23/08/2021	16/11/2021	750.00	9,547.50	10,060.74	513.24	9,547.50	9,547.50	0.00	0.00	0.00	513.24	0.00
		<b>1,700.00</b>	<b>21,641.00</b>	<b>22,804.34</b>	<b>1,163.34</b>	<b>21,641.00</b>	<b>21,641.00</b>	<b>0.00</b>	<b>0.00</b>	<b>0.00</b>	<b>1,163.34</b>	<b>0.00</b>
		<b>5,200.00</b>	<b>51,672.30</b>	<b>61,675.71</b>	<b>10,003.41</b>	<b>51,672.30</b>	<b>51,672.30</b>	<b>0.00</b>	<b>0.00</b>	<b>0.00</b>	<b>10,003.41</b>	<b>0.00</b>
		<b>5,200.00</b>	<b>51,672.30</b>	<b>61,675.71</b>	<b>10,003.41</b>	<b>51,672.30</b>	<b>51,672.30</b>	<b>0.00</b>	<b>0.00</b>	<b>0.00</b>	<b>10,003.41</b>	<b>0.00</b>

# Paviotti Super Fund

## Members Statement

Robert William Paviotti  
 483 Pine Ridge Road  
 RUNAWAY BAY, Queensland, 4216, Australia

### Your Details

Date of Birth :	Provided	Nominated Beneficiaries:	N/A
Age:	71	Nomination Type:	N/A
Tax File Number:	Provided	Vested Benefits:	
Date Joined Fund:	01/07/2021	Total Death Benefit:	
Service Period Start Date:	27/09/2004		
Date Left Fund:			
Member Code:	PAVROB00001A		
Account Start Date:	01/07/2021		
Account Phase:	Accumulation Phase		
Account Description:	Created by Portal		

### Your Balance

#### Total Benefits

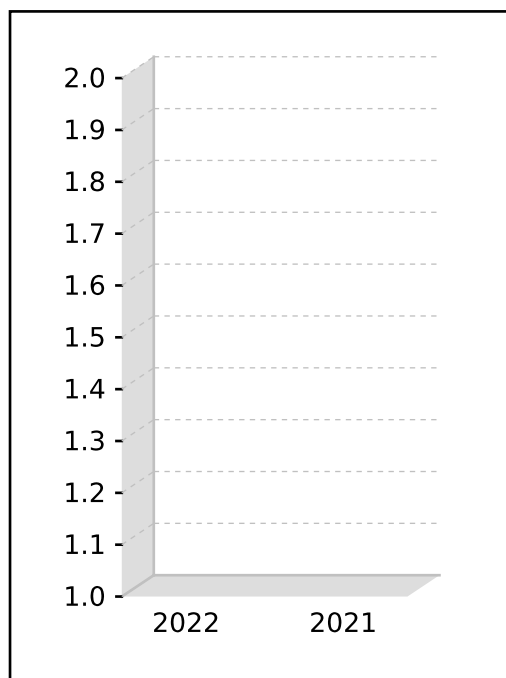
#### Preservation Components

Preserved  
 Unrestricted Non Preserved  
 Restricted Non Preserved

#### Tax Components

Tax Free  
 Taxable

Investment Earnings Rate -635.44%



### Your Detailed Account Summary

	This Year	Last Year
Opening balance at 01/07/2021		
<u>Increases to Member account during the period</u>		
Employer Contributions		
Personal Contributions (Concessional)		
Personal Contributions (Non Concessional)		
Government Co-Contributions		
Other Contributions		
Proceeds of Insurance Policies		
Transfers In	357,327.25	
Net Earnings	(7,555.72)	
Internal Transfer In		
<u>Decreases to Member account during the period</u>		
Pensions Paid		
Contributions Tax		
Income Tax		
No TFN Excess Contributions Tax		
Excess Contributions Tax		
Refund Excess Contributions		
Division 293 Tax		
Insurance Policy Premiums Paid		
Management Fees		
Member Expenses		
Benefits Paid/Transfers Out		
Superannuation Surcharge Tax		
Internal Transfer Out	349,771.53	
Closing balance at 30/06/2022	0.00	0.00

# Paviotti Super Fund

## Members Statement

---

### Trustee's Disclaimer

This statement has been prepared by the Trustee for the member whose name appears at the top of this statement. Every effort has been made by the Trustee to ensure the accuracy and completeness of this Statement. The Trustee does not accept any liability for any error, omission or misprint. All amounts shown in relation to benefits do not take into account any amounts which may be withheld to satisfy the requirements imposed by the Income Tax Assessment Act 1936.

Signed by all the trustees of the fund

---

Robert William Paviotti  
Director

---

Donna Maree Paviotti  
Director

# Paviotti Super Fund

## Members Statement

Robert William Paviotti  
 483 Pine Ridge Road  
 RUNAWAY BAY, Queensland, 4216, Australia

### Your Details

Date of Birth : Provided  
 Age: 71  
 Tax File Number: Provided  
 Date Joined Fund: 01/07/2021  
 Service Period Start Date: 27/09/2004  
 Date Left Fund:  
 Member Code: PAVROB00002P  
 Account Start Date: 10/09/2021  
 Account Phase: Retirement Phase  
 Account Description: Account Based Pension

Nominated Beneficiaries: Donna Maree Paviotti  
 Nomination Type: N/A  
 Vested Benefits: 336,062.37  
 Total Death Benefit: 336,062.37

### Your Balance

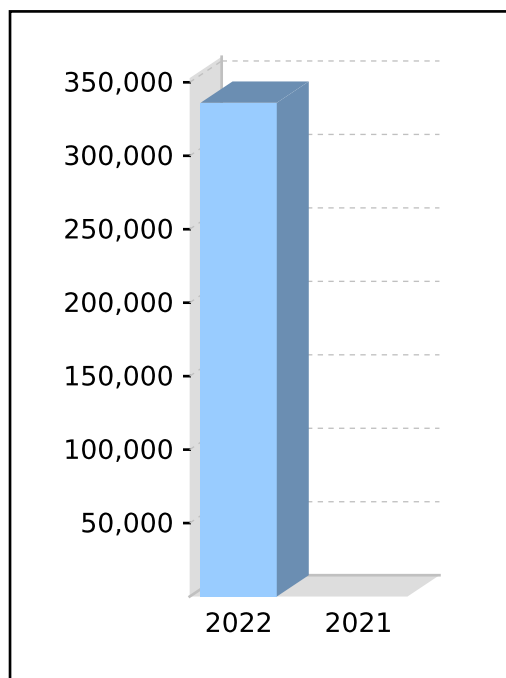
Total Benefits 336,062.37

#### Preservation Components

Preserved  
 Unrestricted Non Preserved 336,062.37  
 Restricted Non Preserved

#### Tax Components

Tax Free (35.07%) 117,840.66  
 Taxable 218,221.71  
 Investment Earnings Rate -1.54%



### Your Detailed Account Summary

	This Year	Last Year
Opening balance at 01/07/2021		
<u>Increases to Member account during the period</u>		
Employer Contributions		
Personal Contributions (Concessional)		
Personal Contributions (Non Concessional)		
Government Co-Contributions		
Other Contributions		
Proceeds of Insurance Policies		
Transfers In		
Net Earnings	(5,608.49)	
Internal Transfer In	348,690.86	
<u>Decreases to Member account during the period</u>		
Pensions Paid	7,020.00	
Contributions Tax		
Income Tax		
No TFN Excess Contributions Tax		
Excess Contributions Tax		
Refund Excess Contributions		
Division 293 Tax		
Insurance Policy Premiums Paid		
Management Fees		
Member Expenses		
Benefits Paid/Transfers Out		
Superannuation Surcharge Tax		
Internal Transfer Out		
Closing balance at 30/06/2022	336,062.37	0.00

# Paviotti Super Fund

## Members Statement

---

### Trustee's Disclaimer

This statement has been prepared by the Trustee for the member whose name appears at the top of this statement. Every effort has been made by the Trustee to ensure the accuracy and completeness of this Statement. The Trustee does not accept any liability for any error, omission or misprint. All amounts shown in relation to benefits do not take into account any amounts which may be withheld to satisfy the requirements imposed by the Income Tax Assessment Act 1936.

Signed by all the trustees of the fund

---

Robert William Paviotti  
Director

---

Donna Maree Paviotti  
Director

# Paviotti Super Fund

## Members Statement

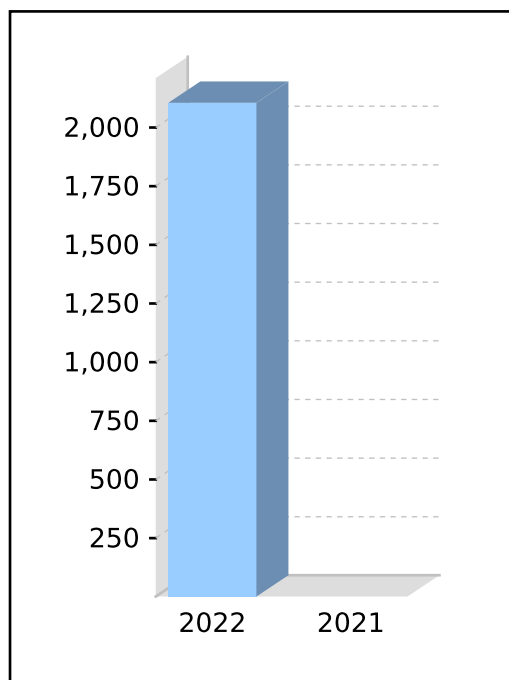
Robert William Paviotti  
 483 Pine Ridge Road  
 RUNAWAY BAY, Queensland, 4216, Australia

### Your Details

Date of Birth :	Provided	Nominated Beneficiaries:	N/A
Age:	71	Nomination Type:	N/A
Tax File Number:	Provided	Vested Benefits:	2,105.36
Date Joined Fund:	01/07/2021	Total Death Benefit:	2,105.36
Service Period Start Date:	27/09/2004		
Date Left Fund:			
Member Code:	PAVROB00017P		
Account Start Date:	30/03/2022		
Account Phase:	Retirement Phase		
Account Description:	Account Based Pension 2		

### Your Balance

Total Benefits	2,105.36
<u>Preservation Components</u>	
Preserved	
Unrestricted Non Preserved	2,105.36
Restricted Non Preserved	
<u>Tax Components</u>	
Tax Free (0.00%)	
Taxable	2,105.36
Investment Earnings Rate	94.82%



### Your Detailed Account Summary

	This Year	Last Year
Opening balance at 01/07/2021		
<u>Increases to Member account during the period</u>		
Employer Contributions		
Personal Contributions (Concessional)		
Personal Contributions (Non Concessional)		
Government Co-Contributions		
Other Contributions		
Proceeds of Insurance Policies		
Transfers In		
Net Earnings	1,024.69	
Internal Transfer In	1,080.67	
<u>Decreases to Member account during the period</u>		
Pensions Paid		
Contributions Tax		
Income Tax		
No TFN Excess Contributions Tax		
Excess Contributions Tax		
Refund Excess Contributions		
Division 293 Tax		
Insurance Policy Premiums Paid		
Management Fees		
Member Expenses		
Benefits Paid/Transfers Out		
Superannuation Surcharge Tax		
Internal Transfer Out		
Closing balance at 30/06/2022	2,105.36	0.00

# Paviotti Super Fund

## Members Statement

---

### Trustee's Disclaimer

This statement has been prepared by the Trustee for the member whose name appears at the top of this statement. Every effort has been made by the Trustee to ensure the accuracy and completeness of this Statement. The Trustee does not accept any liability for any error, omission or misprint. All amounts shown in relation to benefits do not take into account any amounts which may be withheld to satisfy the requirements imposed by the Income Tax Assessment Act 1936.

Signed by all the trustees of the fund

---

Robert William Paviotti  
Director

---

Donna Maree Paviotti  
Director



# Paviotti Super Fund

## Members Statement

Donna Maree Paviotti  
 483 Pine Ridge Road  
 Runaway Bay, Queensland, 4216, Australia

### Your Details

Date of Birth :	Provided	Nominated Beneficiaries:	N/A
Age:	68	Nomination Type:	N/A
Tax File Number:	Provided	Vested Benefits:	
Date Joined Fund:	01/07/2021	Total Death Benefit:	
Service Period Start Date:	07/03/2019		
Date Left Fund:			
Member Code:	PAVDON00001A		
Account Start Date:	01/07/2021		
Account Phase:	Accumulation Phase		
Account Description:	Created by Portal		

### Your Balance

#### Total Benefits

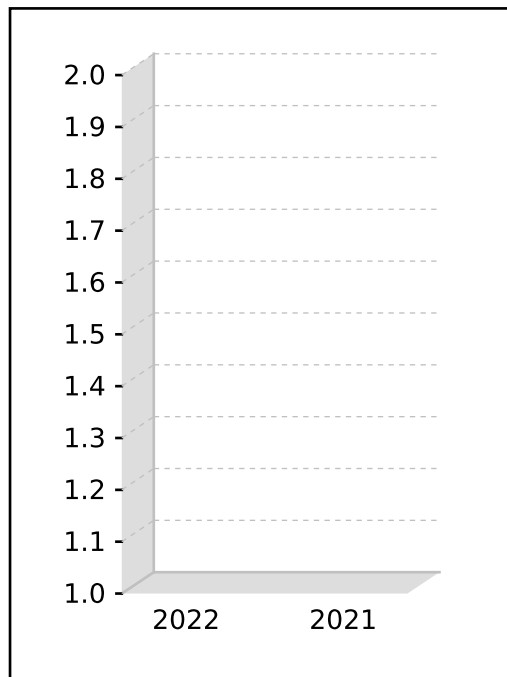
#### Preservation Components

Preserved  
 Unrestricted Non Preserved  
 Restricted Non Preserved

#### Tax Components

Tax Free  
 Taxable

Investment Earnings Rate -632.84%



### Your Detailed Account Summary

	This Year	Last Year
Opening balance at 01/07/2021		
<u>Increases to Member account during the period</u>		
Employer Contributions		
Personal Contributions (Concessional)		
Personal Contributions (Non Concessional)		
Government Co-Contributions		
Other Contributions		
Proceeds of Insurance Policies		
Transfers In	270,408.51	
Net Earnings	(6,077.59)	
Internal Transfer In		
<u>Decreases to Member account during the period</u>		
Pensions Paid		
Contributions Tax		
Income Tax		
No TFN Excess Contributions Tax		
Excess Contributions Tax		
Refund Excess Contributions		
Division 293 Tax		
Insurance Policy Premiums Paid		
Management Fees		
Member Expenses		
Benefits Paid/Transfers Out		
Superannuation Surcharge Tax		
Internal Transfer Out	264,330.92	
Closing balance at 30/06/2022	0.00	0.00

# Paviotti Super Fund

## Members Statement

---

### Trustee's Disclaimer

This statement has been prepared by the Trustee for the member whose name appears at the top of this statement. Every effort has been made by the Trustee to ensure the accuracy and completeness of this Statement. The Trustee does not accept any liability for any error, omission or misprint. All amounts shown in relation to benefits do not take into account any amounts which may be withheld to satisfy the requirements imposed by the Income Tax Assessment Act 1936.

Signed by all the trustees of the fund

---

Robert William Paviotti  
Director

---

Donna Maree Paviotti  
Director

# Paviotti Super Fund

## Members Statement

Donna Maree Paviotti  
 483 Pine Ridge Road  
 Runaway Bay, Queensland, 4216, Australia

### Your Details

Date of Birth :	Provided	Nominated Beneficiaries:	Robert William Paviotti
Age:	68	Nomination Type:	N/A
Tax File Number:	Provided	Vested Benefits:	253,946.50
Date Joined Fund:	01/07/2021	Total Death Benefit:	253,946.50
Service Period Start Date:	07/03/2019		
Date Left Fund:			
Member Code:	PAVDON00002P		
Account Start Date:	10/09/2021		
Account Phase:	Retirement Phase		
Account Description:	Account Based Pension		

### Your Balance

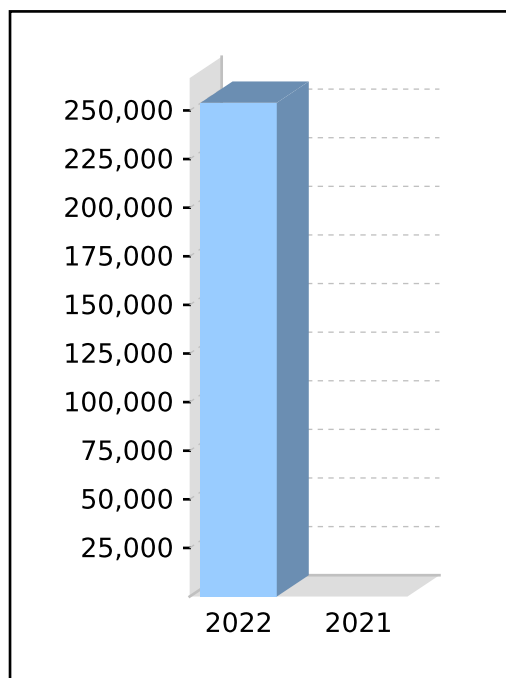
Total Benefits 253,946.50

#### Preservation Components

Preserved  
 Unrestricted Non Preserved 253,946.50  
 Restricted Non Preserved

#### Tax Components

Tax Free (84.27%) 214,011.34  
 Taxable 39,935.16  
 Investment Earnings Rate -1.53%



### Your Detailed Account Summary

	This Year	Last Year
Opening balance at 01/07/2021		
<u>Increases to Member account during the period</u>		
Employer Contributions		
Personal Contributions (Concessional)		
Personal Contributions (Non Concessional)		
Government Co-Contributions		
Other Contributions		
Proceeds of Insurance Policies		
Transfers In		
Net Earnings	(4,201.31)	
Internal Transfer In	263,457.81	
<u>Decreases to Member account during the period</u>		
Pensions Paid	5,310.00	
Contributions Tax		
Income Tax		
No TFN Excess Contributions Tax		
Excess Contributions Tax		
Refund Excess Contributions		
Division 293 Tax		
Insurance Policy Premiums Paid		
Management Fees		
Member Expenses		
Benefits Paid/Transfers Out		
Superannuation Surcharge Tax		
Internal Transfer Out		
Closing balance at 30/06/2022	253,946.50	0.00

# Paviotti Super Fund

## Members Statement

---

### Trustee's Disclaimer

This statement has been prepared by the Trustee for the member whose name appears at the top of this statement. Every effort has been made by the Trustee to ensure the accuracy and completeness of this Statement. The Trustee does not accept any liability for any error, omission or misprint. All amounts shown in relation to benefits do not take into account any amounts which may be withheld to satisfy the requirements imposed by the Income Tax Assessment Act 1936.

Signed by all the trustees of the fund

---

Robert William Paviotti  
Director

---

Donna Maree Paviotti  
Director

# Paviotti Super Fund

## Members Statement

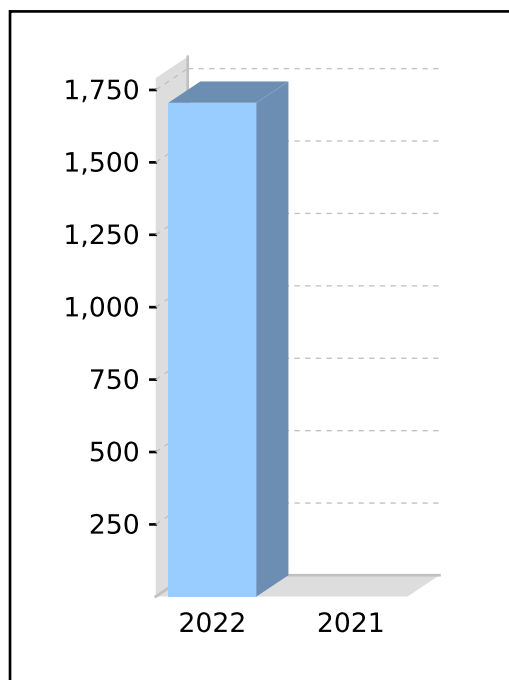
Donna Maree Paviotti  
 483 Pine Ridge Road  
 Runaway Bay, Queensland, 4216, Australia

### Your Details

Date of Birth :	Provided	Nominated Beneficiaries:	N/A
Age:	68	Nomination Type:	N/A
Tax File Number:	Provided	Vested Benefits:	1,705.64
Date Joined Fund:	01/07/2021	Total Death Benefit:	1,705.64
Service Period Start Date:	07/03/2019		
Date Left Fund:			
Member Code:	PAVDON00018P		
Account Start Date:	30/03/2022		
Account Phase:	Retirement Phase		
Account Description:	Account Based Pension 2		

### Your Balance

Total Benefits	1,705.64
<u>Preservation Components</u>	
Preserved	
Unrestricted Non Preserved	1,705.64
Restricted Non Preserved	
<u>Tax Components</u>	
Tax Free (0.00%)	
Taxable	1,705.64
Investment Earnings Rate	95.35%



### Your Detailed Account Summary

	This Year	Last Year
Opening balance at 01/07/2021		
<u>Increases to Member account during the period</u>		
Employer Contributions		
Personal Contributions (Concessional)		
Personal Contributions (Non Concessional)		
Government Co-Contributions		
Other Contributions		
Proceeds of Insurance Policies		
Transfers In		
Net Earnings	832.53	
Internal Transfer In	873.11	
<u>Decreases to Member account during the period</u>		
Pensions Paid		
Contributions Tax		
Income Tax		
No TFN Excess Contributions Tax		
Excess Contributions Tax		
Refund Excess Contributions		
Division 293 Tax		
Insurance Policy Premiums Paid		
Management Fees		
Member Expenses		
Benefits Paid/Transfers Out		
Superannuation Surcharge Tax		
Internal Transfer Out		
Closing balance at 30/06/2022	1,705.64	0.00

# Paviotti Super Fund

## Members Statement

---

### Trustee's Disclaimer

This statement has been prepared by the Trustee for the member whose name appears at the top of this statement. Every effort has been made by the Trustee to ensure the accuracy and completeness of this Statement. The Trustee does not accept any liability for any error, omission or misprint. All amounts shown in relation to benefits do not take into account any amounts which may be withheld to satisfy the requirements imposed by the Income Tax Assessment Act 1936.

Signed by all the trustees of the fund

---

Robert William Paviotti  
Director

---

Donna Maree Paviotti  
Director

# Self-managed superannuation fund annual return **2022**

## Who should complete this annual return?

Only self-managed superannuation funds (SMSFs) can complete this annual return. All other funds must complete the *Fund income tax return 2022* (NAT 71287).

- ❗ The *Self-managed superannuation fund annual return instructions 2022* (NAT 71606) (the instructions) can assist you to complete this annual return.
- ⊖ The SMSF annual return cannot be used to notify us of a change in fund membership. You must update fund details via [ABR.gov.au](http://ABR.gov.au) or complete the Change of details for superannuation entities form (NAT 3036).

## To complete this annual return

- Print clearly, using a BLACK pen only.
- Use BLOCK LETTERS and print one character per box.

S	M	/	T	#		S	T				
---	---	---	---	---	--	---	---	--	--	--	--

- Place  in ALL applicable boxes.

➤ Postal address for annual returns:

**Australian Taxation Office**  
**GPO Box 9845**  
**[insert the name and postcode**  
**of your capital city]**

For example;

**Australian Taxation Office**  
**GPO Box 9845**  
**SYDNEY NSW 2001**

## Section A: Fund information

### 1 Tax file number (TFN)

- ❗ The ATO is authorised by law to request your TFN. You are not obliged to quote your TFN but not quoting it could increase the chance of delay or error in processing your annual return. See the Privacy note in the Declaration.

➤ To assist processing, write the fund's TFN at the top of pages 3, 5, 7, 9 and 11.

### 2 Name of self-managed superannuation fund (SMSF)

### 3 Australian business number (ABN) (if applicable)

### 4 Current postal address

Suburb/town

State/territory

Postcode

### 5 Annual return status

- |  |             |     |
|--|-------------|-----|
| Is this an amendment to the SMSF's 2022 return?                | <b>A</b> No | Yes |
| Is this the first required return for a newly registered SMSF? | <b>B</b> No | Yes |

## 6 SMSF auditor

Auditor's name

Title: Mr Mrs Miss Ms Other

Family name

First given name

Other given names

SMSF Auditor Number

Auditor's phone number

Postal address

Suburb/town

State/territory

Postcode

Date audit was completed **A**      Day / Month / Year

Was Part A of the audit report qualified?      **B** No      Yes

Was Part B of the audit report qualified?      **C** No      Yes

If Part B of the audit report was qualified,  
have the reported issues been rectified?      **D** No      Yes

---

## 7 Electronic funds transfer (EFT)

We need your self-managed super fund's financial institution details to pay any super payments and tax refunds owing to you.

### A Fund's financial institution account details

This account is used for super contributions and rollovers. Do not provide a tax agent account here.

Fund BSB number

Fund account number

Fund account name

I would like my tax refunds made to this account.      [Go to C.](#)

### B Financial institution account details for tax refunds

This account is used for tax refunds. You can provide a tax agent account here.

BSB number

Account number

Account name

### C Electronic service address alias

Provide the electronic service address alias (ESA) issued by your SMSF messaging provider.  
(For example, SMSFdataESAAlias). See instructions for more information.



**8 Status of SMSF** Australian superannuation fund **A** No Yes Fund benefit structure **B** Code  
 Does the fund trust deed allow acceptance of the Government's Super Co-contribution and Low Income Super Amounts? **C** No Yes

**9 Was the fund wound up during the income year?**  
 No Yes **▶** If yes, provide the date on which the fund was wound up Day / Month / Year **▶** Have all tax lodgment and payment obligations been met? No Yes

**10 Exempt current pension income**

Did the fund pay retirement phase superannuation income stream benefits to one or more members in the income year?

**⊖** To claim a tax exemption for current pension income, you must pay at least the minimum benefit payment under the law. Record exempt current pension income at Label **A**.

**No** **▶** Go to Section B: Income.

**Yes** **▶** Exempt current pension income amount **A** \$

Which method did you use to calculate your exempt current pension income?

Segregated assets method **B**

Unsegregated assets method **C** **▶** Was an actuarial certificate obtained? **D** Yes

Did the fund have any other income that was assessable?

**E** **Yes** **▶** Go to Section B: Income.

**No** **▶** Choosing 'No' means that you do not have any assessable income, including no-TFN quoted contributions. Go to Section C: Deductions and non-deductible expenses. (Do **not** complete Section B: Income.)

**⊖** If you are entitled to claim any tax offsets, you can list these at Section D: Income tax calculation statement.

## Section B: Income

**Do not complete this section** if all superannuation interests in the SMSF were supporting superannuation income streams in the retirement phase for the **entire year**, there was **no** other income that was assessable, and you **have not** realised a deferred notional gain. If you are entitled to claim any tax offsets, you can record these at Section D: Income tax calculation statement.

### 11 Income

Did you have a capital gains tax (CGT) event during the year?

**G** No Yes

If the total capital loss or total capital gain is greater than \$10,000 or you elected to use the transitional CGT relief in 2017 and the deferred notional gain has been realised, complete and attach a *Capital gains tax (CGT) schedule 2022*.

Have you applied an exemption or rollover?

**M** No Yes

Code

Net capital gain **A** \$

Gross rent and other leasing and hiring income **B** \$

Gross interest **C** \$

Forestry managed investment scheme income **X** \$

Gross foreign income		Loss
<b>D1</b> \$	Net foreign income	<b>D</b> \$

Australian franking credits from a New Zealand company **E** \$

Number

Transfers from foreign funds **F** \$

Gross payments where ABN not quoted **H** \$

#### Calculation of assessable contributions

Assessable employer contributions

**R1** \$

plus Assessable personal contributions

**R2** \$

plus \*\*No-TFN-quoted contributions

**R3** \$

(an amount must be included even if it is zero)

less Transfer of liability to life insurance company or PST

**R6** \$

Gross distribution from partnerships **I** \$

\*Unfranked dividend amount **J** \$

\*Franked dividend amount **K** \$

\*Dividend franking credit **L** \$

\*Gross trust distributions **M** \$

Loss

Code

**Assessable contributions**  
(**R1** plus **R2** plus **R3** less **R6**) **R** \$

#### Calculation of non-arm's length income

\*Net non-arm's length private company dividends

**U1** \$

plus \*Net non-arm's length trust distributions

**U2** \$

plus \*Net other non-arm's length income

**U3** \$

\*Other income **S** \$

\*Assessable income due to changed tax status of fund **T** \$

**Net non-arm's length income**  
(subject to 45% tax rate)  
(**U1** plus **U2** plus **U3**) **U** \$

Code

#This is a mandatory label.

\*If an amount is entered at this label, check the instructions to ensure the correct tax treatment has been applied.

**GROSS INCOME** **W** \$  
(Sum of labels **A** to **U**)

Loss

Exempt current pension income **Y** \$

**TOTAL ASSESSABLE INCOME** (**W** less **Y**) **V** \$

Loss

## Section C: Deductions and non-deductible expenses

### 12 Deductions and non-deductible expenses

- Under 'Deductions' list all expenses and allowances you are entitled to claim a deduction for. Under 'Non-deductible expenses', list all other expenses or normally allowable deductions that you cannot claim as a deduction (for example, all expenses related to exempt current pension income should be recorded in the 'Non-deductible expenses' column).

	DEDUCTIONS		NON-DEDUCTIBLE EXPENSES
Interest expenses within Australia	<b>A1 \$</b>		<b>A2 \$</b>
Interest expenses overseas	<b>B1 \$</b>		<b>B2 \$</b>
Capital works expenditure	<b>D1 \$</b>		<b>D2 \$</b>
Decline in value of depreciating assets	<b>E1 \$</b>		<b>E2 \$</b>
Insurance premiums – members	<b>F1 \$</b>		<b>F2 \$</b>
SMSF auditor fee	<b>H1 \$</b>		<b>H2 \$</b>
Investment expenses	<b>I1 \$</b>		<b>I2 \$</b>
Management and administration expenses	<b>J1 \$</b>		<b>J2 \$</b>
Forestry managed investment scheme expense	<b>U1 \$</b>		<b>U2 \$</b>
Other amounts	<b>L1 \$</b>	Code	<b>L2 \$</b>
Tax losses deducted	<b>M1 \$</b>		

TOTAL DEDUCTIONS  
**N \$**  
(Total **A1** to **M1**)

TOTAL NON-DEDUCTIBLE EXPENSES  
**Y \$**  
(Total **A2** to **L2**)

#TAXABLE INCOME OR LOSS Loss  
**O \$**  
(**TOTAL ASSESSABLE INCOME** less  
**TOTAL DEDUCTIONS**)

TOTAL SMSF EXPENSES  
**Z \$**  
(**N plus Y**)

#This is a mandatory label.

## Section D: Income tax calculation statement

**#Important:**

Section B label **R3**, Section C label **O** and Section D labels **A, T1, J, T5** and **I** are mandatory. If you leave these labels blank, you will have specified a zero amount.

### 13 Calculation statement

Please refer to the *Self-managed superannuation fund annual return instructions 2022* on how to complete the calculation statement.

#Taxable income	<b>A \$</b>	<i>(an amount must be included even if it is zero)</i>
#Tax on taxable income	<b>T1 \$</b>	<i>(an amount must be included even if it is zero)</i>
#Tax on no-TFN-quoted contributions	<b>J \$</b>	<i>(an amount must be included even if it is zero)</i>

Gross tax **B \$**  
*(T1 plus J)*

Foreign income tax offset	<b>C1 \$</b>	
Rebates and tax offsets	<b>C2 \$</b>	Non-refundable non-carry forward tax offsets
		<b>C \$</b>
		<i>(C1 plus C2)</i>

SUBTOTAL 1  
**T2 \$**  
*(B less C – cannot be less than zero)*

Early stage venture capital limited partnership tax offset	<b>D1 \$</b>	
Early stage venture capital limited partnership tax offset carried forward from previous year	<b>D2 \$</b>	Non-refundable carry forward tax offsets
Early stage investor tax offset	<b>D3 \$</b>	<b>D \$</b>
Early stage investor tax offset carried forward from previous year	<b>D4 \$</b>	<i>(D1 plus D2 plus D3 plus D4)</i>

SUBTOTAL 2  
**T3 \$**  
*(T2 less D – cannot be less than zero)*

Complying fund's franking credits tax offset	<b>E1 \$</b>	
No-TFN tax offset	<b>E2 \$</b>	
National rental affordability scheme tax offset	<b>E3 \$</b>	Refundable tax offsets
Exploration credit tax offset	<b>E4 \$</b>	<b>E \$</b>
		<i>(E1 plus E2 plus E3 plus E4)</i>

#TAX PAYABLE **T5 \$**  
*(T3 less E – cannot be less than zero)*

Section 102AAM interest charge  
**G \$**

Credit for interest on early payments – amount of interest	
<b>H1 \$</b>	
Credit for tax withheld – foreign resident withholding (excluding capital gains)	
<b>H2 \$</b>	
Credit for tax withheld – where ABN or TFN not quoted (non-individual)	
<b>H3 \$</b>	
Credit for TFN amounts withheld from payments from closely held trusts	
<b>H5 \$</b>	
Credit for interest on no-TFN tax offset	
<b>H6 \$</b>	
Credit for foreign resident capital gains withholding amounts	
<b>H8 \$</b>	
	<b>Eligible credits</b>
	<b>H \$</b>
	<i>(H1 plus H2 plus H3 plus H5 plus H6 plus H8)</i>

<b>#Tax offset refunds</b> (Remainder of refundable tax offsets)	<b>I \$</b>	<i>(unused amount from label E – an amount must be included even if it is zero)</i>
---	-------------	---

**PAYG instalments raised**  
**K \$**  
**Supervisory levy**  
**L \$**  
**Supervisory levy adjustment for wound up funds**  
**M \$**  
**Supervisory levy adjustment for new funds**  
**N \$**

<b>AMOUNT DUE OR REFUNDABLE</b> A positive amount at <b>S</b> is what you owe, while a negative amount is refundable to you.	<b>S \$</b>	<i>(T5 plus G less H less I less K plus L less M plus N)</i>
---	-------------	--

#This is a mandatory label.

**Section E: Losses**

**14 Losses**

**!** If total loss is greater than \$100,000, complete and attach a *Losses schedule 2022*.

Tax losses carried forward to later income years **U \$**  
 Net capital losses carried forward to later income years **V \$**

## Section F: Member information

### MEMBER 1

Title: Mr Mrs Miss Ms Other

Family name

First given name

Other given names

### Member's TFN

See the Privacy note in the Declaration.

Day Month Year

Date of birth

### Contributions

OPENING ACCOUNT BALANCE \$

**I** Refer to instructions for completing these labels.

**A** \$ Employer contributions

**A** \$

ABN of principal employer

**A1**

Personal contributions

**B** \$

CGT small business retirement exemption

**C** \$

CGT small business 15-year exemption amount

**D** \$

Personal injury election

**E** \$

Spouse and child contributions

**F** \$

Other third party contributions

**G** \$

**H** \$ Proceeds from primary residence disposal

**H** \$

Day Month Year

**H1** Receipt date / /

Assessable foreign superannuation fund amount

**I** \$

Non-assessable foreign superannuation fund amount

**J** \$

Transfer from reserve: assessable amount

**K** \$

Transfer from reserve: non-assessable amount

**L** \$

Contributions from non-complying funds and previously non-complying funds

**T** \$

Any other contributions (including Super Co-contributions and Low Income Super Amounts)

**M** \$

**TOTAL CONTRIBUTIONS N** \$

(Sum of labels **A** to **M**)

### Other transactions

**S1** \$ Accumulation phase account balance

**S1** \$

Retirement phase account balance - Non CDBIS

**S2** \$

Retirement phase account balance - CDBIS

**S3** \$

TRIS Count

**CLOSING ACCOUNT BALANCE S** \$

(**S1** plus **S2** plus **S3**)

**O** \$ Allocated earnings or losses

**O** \$

Loss

**P** \$ Inward rollovers and transfers

**P** \$

**Q** \$ Outward rollovers and transfers

**Q** \$

**R1** \$ Lump Sum payments

**R1** \$

Code

**R2** \$ Income stream payments

**R2** \$

Code

Accumulation phase value **X1** \$

Retirement phase value **X2** \$

Outstanding limited recourse borrowing arrangement amount **Y** \$

**MEMBER 2**

Title: Mr Mrs Miss Ms Other

Family name

First given name

Other given names

**Member's TFN**

See the Privacy note in the Declaration.

Day Month Year

**Date of birth**

**Contributions**

OPENING ACCOUNT BALANCE \$

**!** Refer to instructions for completing these labels.

**A \$** Employer contributions

ABN of principal employer

**A1**

Personal contributions

**B \$**

CGT small business retirement exemption

**C \$**

CGT small business 15-year exemption amount

**D \$**

Personal injury election

**E \$**

Spouse and child contributions

**F \$**

Other third party contributions

**G \$**

**H \$** Proceeds from primary residence disposal

**H1** Receipt date Day / Month / Year

**I \$** Assessable foreign superannuation fund amount

**J \$** Non-assessable foreign superannuation fund amount

**K \$** Transfer from reserve: assessable amount

**L \$** Transfer from reserve: non-assessable amount

**M \$** Contributions from non-complying funds and previously non-complying funds

**T \$** Any other contributions (including Super Co-contributions and Low Income Super Amounts)

**M \$**

**TOTAL CONTRIBUTIONS N \$** (Sum of labels **A** to **M**)

**Other transactions**

**S1 \$** Accumulation phase account balance

Retirement phase account balance - Non CDBIS

**S2 \$**

Retirement phase account balance - CDBIS

**S3 \$**

TRIS Count

**CLOSING ACCOUNT BALANCE S \$** (**S1 plus S2 plus S3**)

**O \$** Allocated earnings or losses Loss

**P \$** Inward rollovers and transfers

**Q \$** Outward rollovers and transfers

**R1 \$** Lump Sum payments Code

**R2 \$** Income stream payments Code

Accumulation phase value **X1 \$**

Retirement phase value **X2 \$**

Outstanding limited recourse borrowing arrangement amount **Y \$**

---

## Section H: Assets and liabilities

### 15 ASSETS

15a Australian managed investments

Listed trusts **A \$**

Unlisted trusts **B \$**

Insurance policy **C \$**

Other managed investments **D \$**

---

15b Australian direct investments

Cash and term deposits **E \$**

<b>Limited recourse borrowing arrangements</b>	Debt securities <b>F \$</b>
Australian residential real property	Loans <b>G \$</b>
<b>J1 \$</b>	Listed shares <b>H \$</b>
Australian non-residential real property	Unlisted shares <b>I \$</b>
<b>J2 \$</b>	Limited recourse borrowing arrangements <b>J \$</b>
Overseas real property	Non-residential real property <b>K \$</b>
<b>J3 \$</b>	Residential real property <b>L \$</b>
Australian shares	Collectables and personal use assets <b>M \$</b>
<b>J4 \$</b>	Other assets <b>O \$</b>
Overseas shares	
<b>J5 \$</b>	
Other	
<b>J6 \$</b>	
Property count	
<b>J7</b>	

---

15c Other investments

Crypto-Currency **N \$**

---

15d Overseas direct investments

Overseas shares **P \$**

Overseas non-residential real property **Q \$**

Overseas residential real property **R \$**

Overseas managed investments **S \$**

Other overseas assets **T \$**

<b>TOTAL AUSTRALIAN AND OVERSEAS ASSETS U \$</b> (Sum of labels <b>A</b> to <b>T</b> )
---

---

### 15e In-house assets

Did the fund have a loan to, lease to or investment in, related parties (known as in-house assets) at the end of the income year?

**A** No      Yes    **B** \$



**15f Limited recourse borrowing arrangements**

If the fund had an LRBA were the LRBA borrowings from a licensed financial institution? **A** No Yes

Did the members or related parties of the fund use personal guarantees or other security for the LRBA? **B** No Yes

---

**16 LIABILITIES**

Borrowings for limited recourse borrowing arrangements <b>V1</b> \$	
Permissible temporary borrowings <b>V2</b> \$	
Other borrowings <b>V3</b> \$	
	Borrowings <b>V</b> \$
Total member closing account balances (total of all <b>CLOSING ACCOUNT BALANCES</b> from Sections F and G)	<b>W</b> \$
	Reserve accounts <b>X</b> \$
	Other liabilities <b>Y</b> \$
	<b>TOTAL LIABILITIES Z</b> \$

---

**Section I: Taxation of financial arrangements**

**17 Taxation of financial arrangements (TOFA)**

Total TOFA gains **H** \$

Total TOFA losses **I** \$

---

**Section J: Other information**

**Family trust election status**

If the trust or fund has made, or is making, a family trust election, write the four-digit **income year specified** of the election (for example, for the 2021–22 income year, write **2022**). **A**


If revoking or varying a family trust election, print **R** for revoke or print **V** for variation, and complete and attach the *Family trust election, revocation or variation 2022*. **B**

**Interposed entity election status**

If the trust or fund has an existing election, write the earliest income year specified. If the trust or fund is making one or more elections this year, write the earliest income year being specified and complete an *Interposed entity election or revocation 2022* for each election. **C**

If revoking an interposed entity election, print **R**, and complete and attach the *Interposed entity election or revocation 2022*. **D**

## Section K: **Declarations**

 Penalties may be imposed for false or misleading information in addition to penalties relating to any tax shortfalls.

### **Important**

Before making this declaration check to ensure that all income has been disclosed and the annual return, all attached schedules and any additional documents are true and correct in every detail. If you leave labels blank, you will have specified a zero amount or the label was not applicable to you. If you are in doubt about any aspect of the annual return, place all the facts before the ATO.

### **Privacy**

The ATO is authorised by the *Taxation Administration Act 1953* to request the provision of tax file numbers (TFNs). We will use the TFN to identify the entity in our records. It is not an offence not to provide the TFN. However if you do not provide the TFN, the processing of this form may be delayed.

Taxation law authorises the ATO to collect information and disclose it to other government agencies. For information about your privacy go to [ato.gov.au/privacy](http://ato.gov.au/privacy)

### **TRUSTEE'S OR DIRECTOR'S DECLARATION:**

I declare that, the current trustees and directors have authorised this annual return and it is documented as such in the SMSF's records. I have received a copy of the audit report and are aware of any matters raised therein. The information on this annual return, including any attached schedules and additional documentation is true and correct.

Authorised trustee's, director's or public officer's signature

Date Day / Month / Year

### **Preferred trustee or director contact details:**

Title: Mr Mrs Miss Ms Other

Family name

First given name

Other given names

Phone number

Email address

Non-individual trustee name (if applicable)

ABN of non-individual trustee

Time taken to prepare and complete this annual return **Hrs**

 The Commissioner of Taxation, as Registrar of the Australian Business Register, may use the ABN and business details which you provide on this annual return to maintain the integrity of the register. For further information, refer to the instructions.

### **TAX AGENT'S DECLARATION:**

I declare that the *Self-managed superannuation fund annual return 2022* has been prepared in accordance with information provided by the trustees, that the trustees have given me a declaration stating that the information provided to me is true and correct, and that the trustees have authorised me to lodge this annual return.

Tax agent's signature

Date Day / Month / Year

### **Tax agent's contact details**

Title: Mr Mrs Miss Ms Other

Family name

First given name

Other given names

Tax agent's practice

Tax agent's phone number

Reference number

Tax agent number