
Mitchell Superannuation Fund

Reports

Table of Contents

Report Name

Fund Details Report

Trial Balance

General Ledger Audit Trail Report

Bank Account Movement Report

Investment Summary Report

Investment Movement and Returns Report

Investment Allocation

Foreign Cash Reconciliation

Statement of Taxable Income Report

Foreign Income and Expenses Worksheet

Tax Accounting Reconciliation

Realised Capital Gains Report

Unrealised Capital Gains Report

Mitchell Superannuation Fund

Fund Details Report

Fund Details

Fund Start Date	18 February 1999
Fund Code	MITCHSF
Name	Mitchell Superannuation Fund
Previous Name	
Legal Type	SMSF
Is Resident	True
ABN	13 834 776 509
TFN	44874940
SFN	
RSE Registration Number	
RSE Effective Date	

Fund Contact Details

Phone	
Fax	
Email	
URL	
Use Physical Address for Mailing	True

Physical Address

Line 1	126 Clontarf Street
Line 2	
Line 3	
Suburb	SEAFORTH
State	NSW
Postcode	2092
Validate Address	False

Trust Deeds

Deed Date	18 February 1999	Date Printed	
Jurisdiction	NSW	Deed Type	Establishment
Trustee Name	TDJ Pty Limited		
Deed Source	Not Supplied		
Comments			

Mitchell Superannuation Fund

Fund Details Report

Fund Investment Returns

Financial Year	Rate Of Return
2021	Not Recorded
2020	Not Recorded
2019	Not Recorded
2018	Not Recorded
2017	Not Recorded
2016	Not Recorded
2015	Not Recorded
2014	Not Recorded
2013	Not Recorded
2012	Not Recorded
2011	Not Recorded
2010	Not Recorded
2009	Not Recorded
2008	Not Recorded
2007	Not Recorded
2006	Not Recorded
2005	Not Recorded
2004	Not Recorded
2003	Not Recorded
2002	Not Recorded
2001	Not Recorded
2000	Not Recorded
1999	Not Recorded

Corporate Trustee Details

Name	TDJ Pty Limited
ABN	65 085 630 897
ACN	085630897
TFN	

Contact Details

Phone	
Fax	
Email	
URL	
Preferred Voice Contact	
Preferred Written Contact	MailingAddress
Use Physical Address for Mailing	True

Physical Address

Line 1	126 Clontarf Street
Line 2	
Line 3	
Suburb	SEAFORTH
State	NSW
Postcode	2092
Validate Address	False

Mitchell Superannuation Fund

Fund Details Report

Fund Settings

Annual Return Address Default	Fund
Fund Policy	
Fund Policy Start Date	
Fund Policy End Date	30 June 2018
GST	
GST Status	Non-Registered
GST Status Date	
GST Tax Period	
Pensions	
Segregate for Pension Purposes	False
Pension Exempt % (Actuarial)	1.99%
Pension Exempt % (Expenses)	
Tax Effect Accounting	
Use Tax Effect Accounting	False
Capital Loss Provision %	0.00%
Income Loss Provision %	0.00%
Unrealised Gains Provision %	0.00%

Fund Policy

Fund Policy Start Date	1 July 2018
Fund Policy End Date	
GST	
GST Status	Non-Registered
GST Status Date	
GST Tax Period	
Pensions	
Segregate for Pension Purposes	False
Pension Exempt % (Actuarial)	58.57%
Pension Exempt % (Expenses)	
Tax Effect Accounting	
Use Tax Effect Accounting	False
Capital Loss Provision %	0.00%
Income Loss Provision %	0.00%
Unrealised Gains Provision %	0.00%

Mitchell Superannuation Fund
Fund Details Report

Bank Accounts

Code and Description	ANZ 5546 - ANZ Cash Investment Account
Account Type	Bank Account
BSB	012-012
Account Number	439375546
Account Name	TDJ Pty Limited ATF Mitchell Superannuation Fund
Operational Account	True
Holding Reference Type	
Holding Reference	
In-House Asset	False
<hr/>	
Code and Description	WBC 1300 - Westpac Cash Management Account - 1300
Account Type	Bank Account
BSB	032-294
Account Number	131300
Account Name	TDJ Pty Limited ATF Mitchell Superannuation Fund
Operational Account	True
Holding Reference Type	
Holding Reference	
In-House Asset	False

Mitchell Superannuation Fund

Fund Details Report

Investment Accounts

Code and Description **4DS - 4DS Memory Limited**

Holding Reference Type

Holding Reference

Security Issue Code 4DS

Market Type Code LM

Unlisted Security Type Code

In-House Asset False

Code and Description **ACX - Aconex Limited**

Holding Reference Type

Holding Reference

Security Issue Code ACX

Market Type Code LM

Unlisted Security Type Code

In-House Asset False

Code and Description **AGR - Agua Resources Limited**

Holding Reference Type

Holding Reference

Security Issue Code AGR

Market Type Code LM

Unlisted Security Type Code

In-House Asset False

Code and Description **AKM - Aspire Mining Limited**

Holding Reference Type

Holding Reference

Security Issue Code AKM

Market Type Code LM

Unlisted Security Type Code

In-House Asset False

Code and Description **AUZ - Australian Mines Limited**

Holding Reference Type

Holding Reference

Security Issue Code AUZ

Market Type Code LM

Unlisted Security Type Code

In-House Asset False

Code and Description **BAL - Bellamy's Australia Limited**

Holding Reference Type

Holding Reference

Security Issue Code BAL

Market Type Code LM

Unlisted Security Type Code

In-House Asset False

Code and Description **BWX - BWX Limited**

Mitchell Superannuation Fund

Fund Details Report

Holding Reference Type	
Holding Reference	
Security Issue Code	BWX
Market Type Code	LM
Unlisted Security Type Code	
In-House Asset	False
<hr/>	
Code and Description	CLA - Celsius Resources Limited.
Holding Reference Type	
Holding Reference	
Security Issue Code	CLA
Market Type Code	LM
Unlisted Security Type Code	
In-House Asset	False
<hr/>	
Code and Description	CSR - CSR Limited
Holding Reference Type	
Holding Reference	
Security Issue Code	CSR
Market Type Code	LM
Unlisted Security Type Code	
In-House Asset	False
<hr/>	
Code and Description	DMP - Domino's Pizza Enterprises Limited
Holding Reference Type	
Holding Reference	
Security Issue Code	DMP
Market Type Code	LM
Unlisted Security Type Code	
In-House Asset	False
<hr/>	
Code and Description	FMG - Fortescue Metals Group Ltd
Holding Reference Type	
Holding Reference	
Security Issue Code	FMG
Market Type Code	LM
Unlisted Security Type Code	
In-House Asset	False
<hr/>	
Code and Description	FZO - Family Zone Cyber Safety Limited
Holding Reference Type	
Holding Reference	
Security Issue Code	FZO
Market Type Code	LM
Unlisted Security Type Code	
In-House Asset	False
<hr/>	
Code and Description	GTG - Genetic Technologies Limited
Holding Reference Type	
Holding Reference	
Security Issue Code	GTG
Market Type Code	LM
Unlisted Security Type Code	
In-House Asset	False

Mitchell Superannuation Fund
Fund Details Report

Code and Description	LCK - Leigh Creek Energy Limited
Holding Reference Type	
Holding Reference	
Security Issue Code	LCK
Market Type Code	LM
Unlisted Security Type Code	
In-House Asset	False

Code and Description	LCK_R - LCK_R
Holding Reference Type	
Holding Reference	
Security Issue Code	LCK_R
Market Type Code	UN
Unlisted Security Type Code	UnlistedDerivative
In-House Asset	False

Code and Description	LPD - Lepidico Ltd
Holding Reference Type	
Holding Reference	
Security Issue Code	LPD
Market Type Code	LM
Unlisted Security Type Code	
In-House Asset	False

Code and Description	LTR - Liantown Resources Limited
Holding Reference Type	
Holding Reference	
Security Issue Code	LTR
Market Type Code	LM
Unlisted Security Type Code	
In-House Asset	False

Code and Description	MOY - Millennium Minerals Limited
Holding Reference Type	
Holding Reference	
Security Issue Code	MOY
Market Type Code	LM
Unlisted Security Type Code	
In-House Asset	False

Code and Description	MTC - Metalstech Limited
Holding Reference Type	
Holding Reference	
Security Issue Code	MTC
Market Type Code	LM
Unlisted Security Type Code	
In-House Asset	False

Code and Description	PLS - Pilbara Minerals Limited
Holding Reference Type	
Holding Reference	
Security Issue Code	PLS
Market Type Code	LM
Unlisted Security Type Code	
In-House Asset	False

Mitchell Superannuation Fund

Fund Details Report

Code and Description	PRL - Petrel Energy Limited
Holding Reference Type	
Holding Reference	
Security Issue Code	PRL
Market Type Code	LM
Unlisted Security Type Code	
In-House Asset	False
Code and Description	SDA - Speedcast International Limited
Holding Reference Type	
Holding Reference	
Security Issue Code	SDA
Market Type Code	LM
Unlisted Security Type Code	
In-House Asset	False
Code and Description	SYR - Syrah Resources Limited
Holding Reference Type	
Holding Reference	
Security Issue Code	SYR
Market Type Code	LM
Unlisted Security Type Code	
In-House Asset	False
Code and Description	TAW - Tawana Resources NL
Holding Reference Type	
Holding Reference	
Security Issue Code	TAW
Market Type Code	LM
Unlisted Security Type Code	
In-House Asset	False
Code and Description	TWE - Treasury Wine Estates Limited
Holding Reference Type	
Holding Reference	
Security Issue Code	TWE
Market Type Code	LM
Unlisted Security Type Code	
In-House Asset	False
Code and Description	VOC - Vocus Group Limited
Holding Reference Type	
Holding Reference	
Security Issue Code	VOC
Market Type Code	LM
Unlisted Security Type Code	
In-House Asset	False
Code and Description	WBT - Weebit Nano Ltd

Mitchell Superannuation Fund
Fund Details Report

Holding Reference Type

Holding Reference

Security Issue Code WBT

Market Type Code LM

Unlisted Security Type Code

In-House Asset False

Mitchell Superannuation Fund

Fund Details Report

Member Details

Member Number	1
Title	MR
First Name	Michael
Middle Names	John
Family Name	Mitchell
Gender	Male
Date of Birth	4 February 1953
Date of Death	
Preferred Salutation	
Preferred Name	
Contact Details	
Preferred Voice Contact	Home
Preferred Written Contact	MailingAddress
Home Phone	
Work Phone	
Mobile	
Fax	
Direct	
Email	
Use Physical Address for Mailing	True
Physical Address	
Line 1	126 Clontarf Street
Line 2	
Line 3	
Suburb	SEAFORTH
State	NSW
Postcode	2092
Validate Address	False
Member Details	
Join Fund Date	18 February 1999
Leave Fund Date	
ESP Start Date	18 February 1999
Australian Resident	True
TFN	143838484
Claim Tax Free Threshold	False
Death Sum Insured	
TPD Sum Insured	
Salary Continuance Sum Insured	
Pension Accounts	
Pension Account Name Account Based Pension 2	
Pension Type	AccountBased
Start Date	2 April 2019
Crystallisation Date	
Pension Accounts	
Pension Account Name Account Based Pension 1	
Pension Type	AccountBased
Start Date	1 July 2018
Crystallisation Date	
Pension Accounts	

Mitchell Superannuation Fund
Fund Details Report

Pension Account Name	TRIS
Pension Type	AccountBased
Start Date	1 July 2011
Crystallisation Date	1 July 2011
<hr/>	
Member Number	2
Title	MRS
First Name	Beverley
Middle Names	
Family Name	Mitchell
Gender	Female
Date of Birth	1 January 1959
Date of Death	
Preferred Salutation	
Preferred Name	
Contact Details	
Preferred Voice Contact	Home
Preferred Written Contact	MailingAddress
Home Phone	
Work Phone	
Mobile	
Fax	
Direct	
Email	
Use Physical Address for Mailing	True
Physical Address	
Line 1	126 Clontarf Street
Line 2	
Line 3	
Suburb	SEAFORTH
State	NSW
Postcode	2092
Validate Address	False
Member Details	
Join Fund Date	18 February 1999
Leave Fund Date	
ESP Start Date	18 February 1999
Australian Resident	True
TFN	143838512
Claim Tax Free Threshold	False
Death Sum Insured	
TPD Sum Insured	
Salary Continuance Sum Insured	

Mitchell Superannuation Fund
Fund Details Report

Mitchell Superannuation Fund
Detailed Trial Balance as at 30 June 2019

Prior Year		Description	Current Year		
Debits	Credits		Quantity	Debits	Credits
INCOME					
Contributions - Employer					
-	25,000.00	Mr Michael Mitchell		-	25,000.00
-	25,000.00	Mrs Beverley Mitchell		-	19,023.50
Contributions - Member - Personal Non-Concessional					
-	26,321.09	Mr Michael Mitchell		-	-
-	13,392.05	Mrs Beverley Mitchell		-	-
Increase in Market Value - Shares in Listed Companies					
-	2,205.91	4DS Memory Limited		-	-
-	5,794.47	Aconex Limited		-	-
-	-	Agua Resources Limited		7,971.20	-
-	4,071.25	Aspire Mining Limited		-	-
8,077.93	-	Australian Mines Limited		60,984.95	-
140.05	-	Family Zone Cyber Safety Limited		-	-
2,657.70	-	Fortescue Metals Group Ltd		-	-
6,426.07	-	Leigh Creek Energy Limited		5,252.53	-
62,354.48	-	Lepidico Ltd		-	44,083.07
166,934.00	-	Metalstech Limited		-	167,978.90
211.23	-	Millennium Minerals Limited		-	211.23
41,415.99	-	Petrel Energy Limited		-	41,415.99
-	2,337.80	Weebit Nano Ltd		-	-
Dividends - Shares in Listed Companies					
-	1,578.57	CSR Limited		-	-
-	272.61	Domino's Pizza Enterprises Limited		-	-

Mitchell Superannuation Fund
Detailed Trial Balance as at 30 June 2019

Prior Year		Description	Current Year		
Debits	Credits		Quantity	Debits	Credits
		Interest - Cash At Bank			
-	79.67	ANZ Cash Investment Account		-	9.27
-	0.02	Westpac Cash Management Account - 1300		-	4.25
<hr/>					
		EXPENSE			
		Pensions Paid - Mr Michael Mitchell			
-	-	Account Based Pension 1		91,850.00	-
-	-	Account Based Pension 2		250.00	-
1,294.00	-	TRIS		-	-
<hr/>					
5,335.00	-	Accountancy Fee		-	-
		Bank Fees - Cash At Bank			
60.00	-	Westpac Cash Management Account - 1300		33.50	-
<hr/>					
259.00	-	SMSF Supervisory Levy		259.00	-
<hr/>					
		Realised Capital Losses - Shares in Listed Companies			
-	3,367.69	4DS Memory Limited		-	-
-	38,385.23	Aconex Limited		-	-
2,891.20	-	Aspire Mining Limited		-	-
21,222.37	-	Australian Mines Limited		-	-
-	10,481.74	Bellamy's Australia Limited		-	-
-	6,234.80	BWX Limited		-	-
-	11,644.12	Celsius Resources Limited.		-	-
-	1,087.63	Domino's Pizza Enterprises Limited		-	-
-	600.10	Family Zone Cyber Safety Limited		-	-
-	5,897.34	Fortescue Metals Group Ltd		-	-

Mitchell Superannuation Fund
Detailed Trial Balance as at 30 June 2019

Prior Year		Description	Current Year		
Debits	Credits		Quantity	Debits	Credits
-	-	Genetic Technologies Limited		2,819.85	-
-	10,288.04	Leigh Creek Energy Limited		-	67,069.31
-	81,254.75	Lepidico Ltd		73,575.89	-
-	4,971.89	Liontown Resources Limited		-	-
-	52,296.69	Metalstech Limited		229,851.80	-
-	-	Millennium Minerals Limited		521.18	-
19,811.36	-	Petrel Energy Limited		40,437.01	-
-	5,413.37	Pilbara Minerals Limited		-	-
-	13,393.73	Syrah Resources Limited		-	-
1,902.30	-	Tawana Resources NL		-	-
-	764.35	Treasury Wine Estates Limited		-	-
-	4,657.39	Vocus Group Limited		-	-
3,987.75	-	Weebit Nano Ltd		-	-
<hr/>					
INCOME TAX					
6,951.90	-	Income Tax Expense		6,563.55	-
<hr/>					
-	2.73	Prior Years Under Provision for Income Tax		-	-
<hr/>					
PROFIT & LOSS CLEARING ACCOUNT					
4,862.70	-	Profit & Loss Clearing Account		-	155,574.94
<hr/>					
ASSETS					
Shares in Listed Companies					
-	-	Agua Resources Limited	416,315.0000	47,876.22	-
77,430.00	-	Australian Mines Limited	1,070,000.0000	22,470.00	-
57,750.00	-	Leigh Creek Energy Limited	195,000.0000	50,700.00	-

Mitchell Superannuation Fund
Detailed Trial Balance as at 30 June 2019

Prior Year		Description	Current Year		
Debits	Credits		Quantity	Debits	Credits
84,175.00	-	Lepidico Ltd	1,350,000.0000	35,100.00	-
72,384.00	-	Metalstech Limited		-	-
10,640.00	-	Millennium Minerals Limited		-	-
6,550.40	-	Petrel Energy Limited		-	-
		Cash At Bank			
123.32	-	ANZ Cash Investment Account		415.90	-
491.41	-	Westpac Cash Management Account - 1300		946.49	-
		Receivables - Member Income Receivable - Contributions			
568.09	-	Mr Michael Mitchell		-	-
		LIABILITIES			
-	-	Income Tax Payable		1,500.00	-
-	6,951.90	Provision for Income Tax		-	6,563.55
		Withholding Credits - Cash At Bank			
33.00	-	ANZ Cash Investment Account		-	-
		Franking Credits - Shares in Listed Companies			
278.57	-	CSR Limited		-	-
48.11	-	Domino's Pizza Enterprises Limited		-	-
4,500.00	-	Income Tax Instalments Paid		-	-
		MEMBER ENTITLEMENTS			
		Mr Michael Mitchell			
-	-	Account Based Pension 1		-	56,394.59
-	-	Account Based Pension 2		-	16,246.77
-	192,274.08	Accumulation		-	-

Mitchell Superannuation Fund
Detailed Trial Balance as at 30 June 2019

Prior Year		Description	Current Year		
Debits	Credits		Quantity	Debits	Credits
-	9,629.64	TRIS		-	-
-	106,116.28	Mrs Beverley Mitchell Accumulation		-	79,803.70
671,766.93	671,766.93			679,379.07	679,379.07

Mitchell Superannuation Fund
General Ledger Audit Trail
For the period from 1 July 2018 to 30 June 2019

Processed Date & User	Date	Description	State	Amount
-----------------------	------	-------------	-------	--------

Income

Investment Gains · Disposal Suspense · Shares in Listed Companies · Genetic Technologies Limited

22/03/2021	pasandi@armstrongadvisory.com.au	12/09/2018	S GTG	Accounted	9,975.05	Dr
18/02/2021	craig.duncan@affluencegroup.com.au	12/09/2018	S GTG	Accounted	9,975.05	Cr

Investment Gains · Disposal Suspense · Shares in Listed Companies · Leigh Creek Energy Limited

22/03/2021	pasandi@armstrongadvisory.com.au	11/10/2018	Listed Security Sale	Accounted	18,607.00	Dr
17/02/2021	craig.duncan@affluencegroup.com.au	11/10/2018	Listed Security Sale	Accounted	18,607.00	Cr
22/03/2021	pasandi@armstrongadvisory.com.au	18/12/2018	Listed Security Sale	Accounted	4,474.80	Dr
17/02/2021	craig.duncan@affluencegroup.com.au	18/12/2018	Listed Security Sale	Accounted	4,474.80	Cr
22/03/2021	pasandi@armstrongadvisory.com.au	19/12/2018	Listed Security Sale	Accounted	1,963.75	Dr
17/02/2021	craig.duncan@affluencegroup.com.au	19/12/2018	Listed Security Sale	Accounted	1,963.75	Cr
22/03/2021	pasandi@armstrongadvisory.com.au	25/02/2019	from cmc markets	Accounted	10,720.05	Dr
17/02/2021	craig.duncan@affluencegroup.com.au	25/02/2019	from cmc markets	Accounted	10,720.05	Cr
22/03/2021	pasandi@armstrongadvisory.com.au	1/04/2019	from cmc markets	Accounted	102,013.14	Dr
18/02/2021	craig.duncan@affluencegroup.com.au	1/04/2019	from cmc markets	Accounted	72,744.42	Cr
18/02/2021	craig.duncan@affluencegroup.com.au	1/04/2019	from cmc markets	Accounted	29,268.72	Cr
6/04/2021	pasandi@armstrongadvisory.com.au	2/04/2019	from cmc markets	Accounted	31,964.80	Dr
18/02/2021	craig.duncan@affluencegroup.com.au	2/04/2019	from cmc markets	Accounted	31,964.80	Cr
6/04/2021	pasandi@armstrongadvisory.com.au	16/04/2019	from cmc markets	Accounted	70,222.67	Dr
18/02/2021	craig.duncan@affluencegroup.com.au	16/04/2019	from cmc markets	Accounted	70,222.67	Cr

Investment Gains · Disposal Suspense · Shares in Listed Companies · Lepidico Ltd

22/03/2021	pasandi@armstrongadvisory.com.au	4/03/2019	from cmc markets	Accounted	28,668.43	Dr
18/02/2021	craig.duncan@affluencegroup.com.au	4/03/2019	from cmc markets	Accounted	28,668.43	Cr
22/03/2021	pasandi@armstrongadvisory.com.au	18/03/2019	from cmc markets	Accounted	12,980.05	Dr
18/02/2021	craig.duncan@affluencegroup.com.au	18/03/2019	from cmc markets	Accounted	12,980.05	Cr
6/04/2021	pasandi@armstrongadvisory.com.au	16/04/2019	from cmc markets	Accounted	16,480.05	Dr
18/02/2021	craig.duncan@affluencegroup.com.au	16/04/2019	from cmc markets	Accounted	16,480.05	Cr

Investment Gains · Disposal Suspense · Shares in Listed Companies · Metalstech Limited

6/04/2021	pasandi@armstrongadvisory.com.au	6/05/2019	from cmc markets	Accounted	10,511.10	Dr
18/02/2021	craig.duncan@affluencegroup.com.au	6/05/2019	from cmc markets	Accounted	4,093.85	Cr
18/02/2021	craig.duncan@affluencegroup.com.au	6/05/2019	from cmc markets	Accounted	6,417.25	Cr

Investment Gains · Disposal Suspense · Shares in Listed Companies · Millennium Minerals Limited

Mitchell Superannuation Fund
General Ledger Audit Trail
For the period from 1 July 2018 to 30 June 2019

Processed Date & User	Date	Description	State	Amount	
Income					
Investment Gains · Disposal Suspense · Shares in Listed Companies · Millennium Minerals Limited					
22/03/2021	pasandi@armstrongadvisory.com.au	8/08/2018	S MOY	Accounted	10,330.05 Dr
18/02/2021	craig.duncan@affluencegroup.com.au	8/08/2018	S MOY	Accounted	10,330.05 Cr
Investment Gains · Disposal Suspense · Shares in Listed Companies · Petrel Energy Limited					
22/03/2021	pasandi@armstrongadvisory.com.au	19/07/2018	S PRL	Accounted	7,529.38 Dr
18/02/2021	craig.duncan@affluencegroup.com.au	19/07/2018	S PRL	Accounted	7,529.38 Cr
Investment Gains · Disposal Suspense · Shares in Unlisted Companies · LCK_R					
Investment Gains · Increase in Market Value · Shares in Listed Companies · Agua Resources Limited					
22/03/2021	pasandi@armstrongadvisory.com.au	1/04/2019	Market Value Adjustment	Accounted	983.21 Cr
6/04/2021	pasandi@armstrongadvisory.com.au	30/06/2019	Market Value Adjustment	Accounted	8,954.41 Dr
Investment Gains · Increase in Market Value · Shares in Listed Companies · Australian Mines Limited					
22/03/2021	pasandi@armstrongadvisory.com.au	1/04/2019	Market Value Adjustment	Accounted	56,704.95 Dr
6/04/2021	pasandi@armstrongadvisory.com.au	30/06/2019	Market Value Adjustment	Accounted	4,280.00 Dr
Investment Gains · Increase in Market Value · Shares in Listed Companies · Leigh Creek Energy Limited					
22/03/2021	pasandi@armstrongadvisory.com.au	1/04/2019	Market Value Adjustment	Accounted	23,053.88 Cr
6/04/2021	pasandi@armstrongadvisory.com.au	30/06/2019	Market Value Adjustment	Accounted	28,306.41 Dr
Investment Gains · Increase in Market Value · Shares in Listed Companies · Lepidico Ltd					
22/03/2021	pasandi@armstrongadvisory.com.au	1/04/2019	Market Value Adjustment	Accounted	38,245.32 Cr
6/04/2021	pasandi@armstrongadvisory.com.au	30/06/2019	Market Value Adjustment	Accounted	5,837.75 Cr
Investment Gains · Increase in Market Value · Shares in Listed Companies · Metalstech Limited					
22/03/2021	pasandi@armstrongadvisory.com.au	1/04/2019	Market Value Adjustment	Accounted	58,058.00 Dr
6/04/2021	pasandi@armstrongadvisory.com.au	30/06/2019	Market Value Adjustment	Accounted	226,036.90 Cr
Investment Gains · Increase in Market Value · Shares in Listed Companies · Millennium Minerals Limited					
22/03/2021	pasandi@armstrongadvisory.com.au	1/04/2019	Market Value Adjustment	Accounted	211.23 Cr
Investment Gains · Increase in Market Value · Shares in Listed Companies · Petrel Energy Limited					
22/03/2021	pasandi@armstrongadvisory.com.au	1/04/2019	Market Value Adjustment	Accounted	41,415.99 Cr
Investment Income · Interest · Cash At Bank · ANZ Cash Investment Account					
9/05/2019	Transaction Rules	31/07/2018	Credit Interest	Accounted	0.09 Cr
9/05/2019	Transaction Rules	31/08/2018	Credit Interest	Accounted	0.02 Cr
9/05/2019	Transaction Rules	28/09/2018	Credit Interest	Accounted	0.03 Cr
17/02/2021	Transaction Rules	31/10/2018	interest	Accounted	0.04 Cr
17/02/2021	Transaction Rules	30/11/2018	interest	Accounted	0.07 Cr
17/02/2021	Transaction Rules	31/12/2018	interest	Accounted	0.12 Cr
17/02/2021	Transaction Rules	28/02/2019	interest	Accounted	0.05 Cr
17/02/2021	Transaction Rules	29/03/2019	interest	Accounted	0.16 Cr

Mitchell Superannuation Fund
General Ledger Audit Trail
For the period from 1 July 2018 to 30 June 2019

Processed Date & User	Date	Description	State	Amount
-----------------------	------	-------------	-------	--------

Income

Investment Income · Interest · Cash At Bank · ANZ Cash Investment Account

17/02/2021	Transaction Rules	30/04/2019	interest	Accounted	8.52	Cr
17/02/2021	Transaction Rules	31/05/2019	interest	Accounted	0.14	Cr
17/02/2021	Transaction Rules	28/06/2019	interest	Accounted	0.03	Cr

Investment Income · Interest · Cash At Bank · Westpac Cash Management Account - 1300

17/02/2021	craig.duncan@affluencegroup.com.au	3/09/2018	Fee	Accounted	2.00	Cr
17/02/2021	Transaction Rules	31/10/2018	Interest	Accounted	0.02	Cr
17/02/2021	Transaction Rules	30/11/2018	Interest	Accounted	0.02	Cr
17/02/2021	Transaction Rules	29/05/2019	Interest	Accounted	2.21	Cr

Member Receipts · Contributions · Employer · Mr Michael Mitchell

19/02/2021	pasandi@armstrongadvisory.com.au	12/07/2018	trf	Accounted	5,000.00	Cr
19/02/2021	pasandi@armstrongadvisory.com.au	27/03/2019	trf wpac bus one	Accounted	10,000.00	Cr
19/02/2021	pasandi@armstrongadvisory.com.au	1/04/2019	trf wpac bus one	Accounted	10,000.00	Cr

Member Receipts · Contributions · Employer · Mrs Beverley Mitchell

17/02/2021	Transaction Rules	2/07/2018	Quicksuper	Accounted	110.54	Cr
19/02/2021	pasandi@armstrongadvisory.com.au	16/07/2018	trf	Accounted	1,500.00	Cr
17/02/2021	Transaction Rules	16/07/2018	Quicksuper	Accounted	110.54	Cr
17/02/2021	Transaction Rules	30/07/2018	Quicksuper	Accounted	104.43	Cr
17/02/2021	Transaction Rules	13/08/2018	Quicksuper	Accounted	104.43	Cr
17/02/2021	Transaction Rules	27/08/2018	Quicksuper	Accounted	104.43	Cr
17/02/2021	Transaction Rules	10/09/2018	Quicksuper	Accounted	86.64	Cr
17/02/2021	Transaction Rules	24/09/2018	Quicksuper	Accounted	113.32	Cr
17/02/2021	Transaction Rules	8/10/2018	Quicksuper	Accounted	18.89	Cr
17/02/2021	Transaction Rules	22/10/2018	Quicksuper	Accounted	103.86	Cr
17/02/2021	Transaction Rules	5/11/2018	Quicksuper	Accounted	95.53	Cr
17/02/2021	Transaction Rules	20/11/2018	Quicksuper	Accounted	104.43	Cr
17/02/2021	Transaction Rules	3/12/2018	Quicksuper	Accounted	113.32	Cr
19/02/2021	pasandi@armstrongadvisory.com.au	3/12/2018	trf Wpac	Accounted	3,000.00	Cr
17/02/2021	Transaction Rules	17/12/2018	Quicksuper	Accounted	113.32	Cr
17/02/2021	Transaction Rules	24/12/2018	Quicksuper	Accounted	188.87	Cr
17/02/2021	Transaction Rules	14/01/2019	Quicksuper	Accounted	188.87	Cr
17/02/2021	Transaction Rules	29/01/2019	Quicksuper	Accounted	40.98	Cr
17/02/2021	Transaction Rules	12/03/2019	Quicksuper	Accounted	98.93	Cr
17/02/2021	Transaction Rules	26/03/2019	Quicksuper	Accounted	97.20	Cr
17/02/2021	Transaction Rules	8/04/2019	Quicksuper	Accounted	55.54	Cr
19/02/2021	pasandi@armstrongadvisory.com.au	12/04/2019	trf wpac bus one	Accounted	10,000.00	Cr
17/02/2021	Transaction Rules	20/05/2019	Quicksuper	Accounted	27.77	Cr
17/02/2021	Transaction Rules	3/06/2019	Quicksuper	Accounted	41.66	Cr
19/02/2021	pasandi@armstrongadvisory.com.au	14/06/2019	trf wpac bus one	Accounted	2,500.00	Cr

Expenses

Investment Losses · Realised Capital Losses · Shares in Listed Companies · Genetic Technologies Limited

Mitchell Superannuation Fund
General Ledger Audit Trail
For the period from 1 July 2018 to 30 June 2019

Processed Date & User	Date	Description	State	Amount
-----------------------	------	-------------	-------	--------

Expenses

Investment Losses · Realised Capital Losses · Shares in Listed Companies · Genetic Technologies Limited

22/03/2021	pasandi@armstrongadvisory.com.au	12/09/2018	S GTG	Accounted	2,819.85	Dr
------------	----------------------------------	------------	-------	-----------	----------	----

Investment Losses · Realised Capital Losses · Shares in Listed Companies · Leigh Creek Energy Limited

22/03/2021	pasandi@armstrongadvisory.com.au	11/10/2018	Listed Security Sale	Accounted	4,227.64	Cr
22/03/2021	pasandi@armstrongadvisory.com.au	18/12/2018	Listed Security Sale	Accounted	2,904.11	Dr
22/03/2021	pasandi@armstrongadvisory.com.au	19/12/2018	Listed Security Sale	Accounted	1,182.10	Dr
22/03/2021	pasandi@armstrongadvisory.com.au	25/02/2019	from cmc markets	Accounted	707.80	Cr
22/03/2021	pasandi@armstrongadvisory.com.au	1/04/2019	from cmc markets	Accounted	45,639.23	Cr
6/04/2021	pasandi@armstrongadvisory.com.au	2/04/2019	from cmc markets	Accounted	13,092.61	Cr
6/04/2021	pasandi@armstrongadvisory.com.au	16/04/2019	from cmc markets	Accounted	7,488.24	Cr

Investment Losses · Realised Capital Losses · Shares in Listed Companies · Lepidico Ltd

22/03/2021	pasandi@armstrongadvisory.com.au	4/03/2019	from cmc markets	Accounted	38,440.00	Dr
22/03/2021	pasandi@armstrongadvisory.com.au	18/03/2019	from cmc markets	Accounted	20,581.84	Dr
6/04/2021	pasandi@armstrongadvisory.com.au	16/04/2019	from cmc markets	Accounted	14,554.05	Dr

Investment Losses · Realised Capital Losses · Shares in Listed Companies · Metalstech Limited

6/04/2021	pasandi@armstrongadvisory.com.au	6/05/2019	from cmc markets	Accounted	229,851.80	Dr
-----------	----------------------------------	-----------	------------------	-----------	------------	----

Investment Losses · Realised Capital Losses · Shares in Listed Companies · Millennium Minerals Limited

22/03/2021	pasandi@armstrongadvisory.com.au	8/08/2018	S MOY	Accounted	521.18	Dr
------------	----------------------------------	-----------	-------	-----------	--------	----

Investment Losses · Realised Capital Losses · Shares in Listed Companies · Petrel Energy Limited

22/03/2021	pasandi@armstrongadvisory.com.au	19/07/2018	S PRL	Accounted	40,437.01	Dr
------------	----------------------------------	------------	-------	-----------	-----------	----

Member Payments · Pensions Paid · Mr Michael Mitchell · Account Based Pension 1

19/02/2021	craig.duncan@affluencegroup.com.au	9/08/2018	Pension Drawdown - Gross	Accounted	10,000.00	Dr
19/02/2021	craig.duncan@affluencegroup.com.au	16/10/2018	Pension Drawdown - Gross	Accounted	5,000.00	Dr
19/02/2021	craig.duncan@affluencegroup.com.au	16/10/2018	Pension Drawdown - Gross	Accounted	5,000.00	Dr
19/02/2021	craig.duncan@affluencegroup.com.au	22/10/2018	Pension Drawdown - Gross	Accounted	5,000.00	Dr
19/02/2021	craig.duncan@affluencegroup.com.au	21/11/2018	Pension Drawdown - Gross	Accounted	3,000.00	Dr
19/02/2021	craig.duncan@affluencegroup.com.au	3/12/2018	Pension Drawdown - Gross	Accounted	3,300.00	Dr
19/02/2021	craig.duncan@affluencegroup.com.au	27/12/2018	Pension Drawdown - Gross	Accounted	7,800.00	Dr
19/02/2021	craig.duncan@affluencegroup.com.au	5/03/2019	Pension Drawdown - Gross	Accounted	3,000.00	Dr
19/02/2021	craig.duncan@affluencegroup.com.au	27/03/2019	Pension Drawdown - Gross	Accounted	5,000.00	Dr
19/02/2021	craig.duncan@affluencegroup.com.au	29/03/2019	Pension Drawdown - Gross	Accounted	5,000.00	Dr

Mitchell Superannuation Fund
General Ledger Audit Trail
For the period from 1 July 2018 to 30 June 2019

Processed Date & User	Date	Description	State	Amount
-----------------------	------	-------------	-------	--------

Expenses

Member Payments · Pensions Paid · Mr Michael Mitchell · Account Based Pension 1

19/02/2021	craig.duncan@affluencegroup.com.au	1/04/2019	Pension Drawdown - Gross	Accounted	10,000.00	Dr
19/02/2021	craig.duncan@affluencegroup.com.au	4/04/2019	Pension Drawdown - Gross	Accounted	10,000.00	Dr
19/02/2021	craig.duncan@affluencegroup.com.au	5/04/2019	Pension Drawdown - Gross	Accounted	10,000.00	Dr
19/02/2021	pasandi@armstrongadvisory.com.au	12/04/2019	Pension Drawdown - Gross	Accounted	9,750.00	Dr

Member Payments · Pensions Paid · Mr Michael Mitchell · Account Based Pension 2

19/02/2021	pasandi@armstrongadvisory.com.au	12/04/2019	Pension Drawdown - Gross	Accounted	250.00	Dr
------------	----------------------------------	------------	--------------------------	-----------	--------	----

Other Expenses · Bank Fees · Cash At Bank · Westpac Cash Management Account - 1300

17/02/2021	Transaction Rules	2/07/2018	Fee	Accounted	5.00	Dr
17/02/2021	Transaction Rules	1/08/2018	Fee	Accounted	5.00	Dr
17/02/2021	Transaction Rules	3/09/2018	Fee	Accounted	2.00	Dr
17/02/2021	Transaction Rules	1/10/2018	Fee	Accounted	1.50	Dr
17/02/2021	Transaction Rules	1/11/2018	Fee	Accounted	3.00	Dr
17/02/2021	Transaction Rules	3/12/2018	Fee	Accounted	1.50	Dr
17/02/2021	Transaction Rules	2/01/2019	Fee	Accounted	3.50	Dr
17/02/2021	Transaction Rules	1/02/2019	Fee	Accounted	1.00	Dr
17/02/2021	Transaction Rules	1/03/2019	Fee	Accounted	1.00	Dr
17/02/2021	Transaction Rules	1/04/2019	Fee	Accounted	5.00	Dr
17/02/2021	Transaction Rules	1/05/2019	Fee	Accounted	4.00	Dr
17/02/2021	Transaction Rules	3/06/2019	Fee	Accounted	1.00	Dr

Other Expenses · SMSF Supervisory Levy

17/02/2021	craig.duncan@affluencegroup.com.au	14/06/2019	ato	Accounted	259.00	Dr
------------	------------------------------------	------------	-----	-----------	--------	----

Income Tax

Income Tax Expense · Income Tax Expense

22/03/2021	pasandi@armstrongadvisory.com.au	1/04/2019	Fund Income Tax	Accounted	4,708.05	Dr
6/04/2021	pasandi@armstrongadvisory.com.au	30/06/2019	Fund Income Tax	Accounted	1,855.50	Dr

Assets

Investments · Shares in Listed Companies · Aguia Resources Limited

17/02/2021	craig.duncan@affluencegroup.com.au	27/02/2019	to cmc markets	Accounted	8,466.79	Dr
22/03/2021	pasandi@armstrongadvisory.com.au	1/04/2019	Market Value Adjustment	Accounted	983.21	Dr
17/02/2021	craig.duncan@affluencegroup.com.au	5/04/2019	to cmc markets	Accounted	14,957.20	Dr
17/02/2021	craig.duncan@affluencegroup.com.au	10/04/2019	to cmc markets	Accounted	7,019.95	Dr
17/02/2021	craig.duncan@affluencegroup.com.au	10/04/2019	to cmc markets	Accounted	7,269.95	Dr
17/02/2021	craig.duncan@affluencegroup.com.au	12/04/2019	to cmc markets	Accounted	3,619.95	Dr
17/02/2021	craig.duncan@affluencegroup.com.au	24/04/2019	to cmc markets	Accounted	7,519.95	Dr

Mitchell Superannuation Fund
General Ledger Audit Trail
For the period from 1 July 2018 to 30 June 2019

Processed Date & User	Date	Description	State	Amount
-----------------------	------	-------------	-------	--------

Assets

Investments · Shares in Listed Companies · Aguia Resources Limited

17/02/2021	craig.duncan@affluencegroup.com.au	30/04/2019	to cmc markets	Accounted	2,222.48	Dr
17/02/2021	craig.duncan@affluencegroup.com.au	2/05/2019	to cmc markets	Accounted	4,771.15	Dr
6/04/2021	pasandi@armstrongadvisory.com.au	30/06/2019	Market Value Adjustment	Accounted	8,954.41	Cr

Investments · Shares in Listed Companies · Australian Mines Limited

17/02/2021	craig.duncan@affluencegroup.com.au	11/03/2019	to cmc markets	Accounted	6,024.95	Dr
22/03/2021	pasandi@armstrongadvisory.com.au	1/04/2019	Market Value Adjustment	Accounted	56,704.95	Cr
6/04/2021	pasandi@armstrongadvisory.com.au	30/06/2019	Market Value Adjustment	Accounted	4,280.00	Cr

Investments · Shares in Listed Companies · Genetic Technologies Limited

18/02/2021	craig.duncan@affluencegroup.com.au	17/07/2018	B GTG	Accounted	5,274.95	Dr
18/02/2021	craig.duncan@affluencegroup.com.au	19/07/2018	B GTG	Accounted	7,519.95	Dr
22/03/2021	pasandi@armstrongadvisory.com.au	12/09/2018	S GTG	Accounted	12,794.90	Cr

Investments · Shares in Listed Companies · Leigh Creek Energy Limited

18/02/2021	craig.duncan@affluencegroup.com.au	12/09/2018	B LCK	Accounted	10,878.63	Dr
22/03/2021	pasandi@armstrongadvisory.com.au	11/10/2018	Listed Security Sale	Accounted	14,379.36	Cr
22/03/2021	pasandi@armstrongadvisory.com.au	18/12/2018	Listed Security Sale	Accounted	7,378.91	Cr
22/03/2021	pasandi@armstrongadvisory.com.au	19/12/2018	Listed Security Sale	Accounted	3,145.85	Cr
22/03/2021	pasandi@armstrongadvisory.com.au	25/02/2019	from cmc markets	Accounted	10,012.25	Cr
17/02/2021	craig.duncan@affluencegroup.com.au	4/03/2019	to cmc markets	Accounted	19,821.78	Dr
18/02/2021	Corporate Actions Wizard	8/03/2019	LCK_R to LCK; 1:15 NON-RENOUNCE ISSUE OF ORD ST	Accounted	2,216.04	Dr
17/02/2021	craig.duncan@affluencegroup.com.au	18/03/2019	to cmc markets	Accounted	13,069.95	Dr
22/03/2021	pasandi@armstrongadvisory.com.au	1/04/2019	Market Value Adjustment	Accounted	23,053.88	Dr
22/03/2021	pasandi@armstrongadvisory.com.au	1/04/2019	from cmc markets	Accounted	56,373.91	Cr
6/04/2021	pasandi@armstrongadvisory.com.au	2/04/2019	from cmc markets	Accounted	18,872.19	Cr
17/02/2021	craig.duncan@affluencegroup.com.au	3/04/2019	to cmc markets	Accounted	33,037.53	Dr
17/02/2021	craig.duncan@affluencegroup.com.au	3/04/2019	to cmc markets	Accounted	19,626.95	Dr
17/02/2021	craig.duncan@affluencegroup.com.au	15/04/2019	to cmc markets	Accounted	10,069.95	Dr
6/04/2021	pasandi@armstrongadvisory.com.au	16/04/2019	from cmc markets	Accounted	62,734.43	Cr
17/02/2021	craig.duncan@affluencegroup.com.au	17/04/2019	to cmc markets	Accounted	16,019.95	Dr
17/02/2021	craig.duncan@affluencegroup.com.au	18/04/2019	to cmc markets	Accounted	16,768.75	Dr
17/02/2021	craig.duncan@affluencegroup.com.au	18/04/2019	to cmc markets	Accounted	16,519.95	Dr

Mitchell Superannuation Fund
General Ledger Audit Trail
For the period from 1 July 2018 to 30 June 2019

Processed Date & User	Date	Description	State	Amount
-----------------------	------	-------------	-------	--------

Assets

Investments · Shares in Listed Companies · Leigh Creek Energy Limited

17/02/2021	craig.duncan@affluencegroup.com.au	7/05/2019	to cmc markets	Accounted	13,069.95	Dr
6/04/2021	pasandi@armstrongadvisory.com.au	30/06/2019	Market Value Adjustment	Accounted	28,306.41	Cr

Investments · Shares in Listed Companies · Lepidico Ltd

22/03/2021	pasandi@armstrongadvisory.com.au	4/03/2019	from cmc markets	Accounted	67,108.43	Cr
22/03/2021	pasandi@armstrongadvisory.com.au	18/03/2019	from cmc markets	Accounted	33,561.89	Cr
22/03/2021	pasandi@armstrongadvisory.com.au	1/04/2019	Market Value Adjustment	Accounted	38,245.32	Dr
17/02/2021	craig.duncan@affluencegroup.com.au	10/04/2019	to cmc markets	Accounted	14,519.95	Dr
6/04/2021	pasandi@armstrongadvisory.com.au	16/04/2019	from cmc markets	Accounted	31,034.10	Cr
17/02/2021	craig.duncan@affluencegroup.com.au	17/04/2019	to cmc markets	Accounted	24,026.40	Dr
6/04/2021	pasandi@armstrongadvisory.com.au	30/06/2019	Market Value Adjustment	Accounted	5,837.75	Dr

Investments · Shares in Listed Companies · Metalstech Limited

22/03/2021	pasandi@armstrongadvisory.com.au	1/04/2019	Market Value Adjustment	Accounted	58,058.00	Cr
6/04/2021	pasandi@armstrongadvisory.com.au	6/05/2019	from cmc markets	Accounted	240,362.90	Cr
6/04/2021	pasandi@armstrongadvisory.com.au	30/06/2019	Market Value Adjustment	Accounted	226,036.90	Dr

Investments · Shares in Listed Companies · Millennium Minerals Limited

22/03/2021	pasandi@armstrongadvisory.com.au	8/08/2018	S MOY	Accounted	10,851.23	Cr
22/03/2021	pasandi@armstrongadvisory.com.au	1/04/2019	Market Value Adjustment	Accounted	211.23	Dr

Investments · Shares in Listed Companies · Petrel Energy Limited

22/03/2021	pasandi@armstrongadvisory.com.au	19/07/2018	S PRL	Accounted	47,966.39	Cr
22/03/2021	pasandi@armstrongadvisory.com.au	1/04/2019	Market Value Adjustment	Accounted	41,415.99	Dr

Investments · Shares in Unlisted Companies · LCK_R

Other Assets · Cash At Bank · ANZ Cash Investment Account

9/05/2019	pasandi@armstrongadvisory.com.au	10/07/2018	From TDJ Pty Ltd MSF to Etrade Acc	Accounted	500.00	Dr
9/05/2019	pasandi@armstrongadvisory.com.au	12/07/2018	From TDJ Pty Ltd MSF to Etrade Acc	Accounted	5,000.00	Dr
9/05/2019	pasandi@armstrongadvisory.com.au	17/07/2018	B GTG	Accounted	5,274.95	Cr
9/05/2019	pasandi@armstrongadvisory.com.au	19/07/2018	S PRL	Accounted	7,529.38	Dr
9/05/2019	pasandi@armstrongadvisory.com.au	19/07/2018	B GTG	Accounted	7,519.95	Cr
9/05/2019	pasandi@armstrongadvisory.com.au	31/07/2018	Credit Interest	Accounted	0.09	Dr
9/05/2019	pasandi@armstrongadvisory.com.au	8/08/2018	To ANZ Share Inv Transfer to Nom Ac	Accounted	10,500.00	Cr
9/05/2019	pasandi@armstrongadvisory.com.au	8/08/2018	S MOY	Accounted	10,330.05	Dr

Mitchell Superannuation Fund
General Ledger Audit Trail
For the period from 1 July 2018 to 30 June 2019

Processed Date & User	Date	Description	State	Amount
-----------------------	------	-------------	-------	--------

Assets

Other Assets - Cash At Bank - ANZ Cash Investment Account

9/05/2019	pasandi@armstrongadvisory.com.au	31/08/2018	Credit Interest	Accounted	0.02	Dr
9/05/2019	pasandi@armstrongadvisory.com.au	7/09/2018	From TDJ Pty Ltd MSF to Etrade Acc	Accounted	900.00	Dr
9/05/2019	pasandi@armstrongadvisory.com.au	12/09/2018	S GTG	Accounted	9,975.05	Dr
9/05/2019	pasandi@armstrongadvisory.com.au	12/09/2018	B LCK	Accounted	10,878.63	Cr
9/05/2019	pasandi@armstrongadvisory.com.au	28/09/2018	Credit Interest	Accounted	0.03	Dr
17/02/2021	craig.duncan@affluencegroup.com.au	12/10/2018	from cmc markets	Accounted	21.95	Dr
17/02/2021	craig.duncan@affluencegroup.com.au	15/10/2018	to cmc markets	Accounted	18,000.00	Cr
17/02/2021	craig.duncan@affluencegroup.com.au	15/10/2018	from cmc markets	Accounted	18,585.05	Dr
17/02/2021	craig.duncan@affluencegroup.com.au	31/10/2018	interest	Accounted	0.04	Dr
17/02/2021	craig.duncan@affluencegroup.com.au	30/11/2018	interest	Accounted	0.07	Dr
17/02/2021	craig.duncan@affluencegroup.com.au	19/12/2018	from cmc markets	Accounted	19.95	Dr
17/02/2021	craig.duncan@affluencegroup.com.au	20/12/2018	from cmc markets	Accounted	4,454.85	Dr
17/02/2021	craig.duncan@affluencegroup.com.au	20/12/2018	from cmc markets	Accounted	4.99	Dr
17/02/2021	craig.duncan@affluencegroup.com.au	21/12/2018	from cmc markets	Accounted	1,958.76	Dr
17/02/2021	craig.duncan@affluencegroup.com.au	24/12/2018	to cmc markets	Accounted	7,200.00	Cr
17/02/2021	craig.duncan@affluencegroup.com.au	31/12/2018	interest	Accounted	0.12	Dr
17/02/2021	craig.duncan@affluencegroup.com.au	25/02/2019	to cmc markets	Accounted	2,000.00	Cr
17/02/2021	craig.duncan@affluencegroup.com.au	25/02/2019	from cmc markets	Accounted	10,720.05	Dr
17/02/2021	craig.duncan@affluencegroup.com.au	27/02/2019	to cmc markets	Accounted	8,466.79	Cr
17/02/2021	craig.duncan@affluencegroup.com.au	28/02/2019	interest	Accounted	0.05	Dr
17/02/2021	craig.duncan@affluencegroup.com.au	4/03/2019	to cmc markets	Accounted	19,821.78	Cr
17/02/2021	craig.duncan@affluencegroup.com.au	4/03/2019	to cmc markets	Accounted	3,000.00	Cr
17/02/2021	craig.duncan@affluencegroup.com.au	4/03/2019	from cmc markets	Accounted	28,668.43	Dr
17/02/2021	craig.duncan@affluencegroup.com.au	11/03/2019	to cmc markets	Accounted	6,024.95	Cr
17/02/2021	craig.duncan@affluencegroup.com.au	18/03/2019	from msf to anz invest	Accounted	240.00	Dr
17/02/2021	craig.duncan@affluencegroup.com.au	18/03/2019	to cmc markets	Accounted	13,069.95	Cr
17/02/2021	craig.duncan@affluencegroup.com.au	18/03/2019	from cmc markets	Accounted	12,980.05	Dr
17/02/2021	craig.duncan@affluencegroup.com.au	27/03/2019	from msf to anz invest	Accounted	5,000.00	Dr
17/02/2021	craig.duncan@affluencegroup.com.au	29/03/2019	interest	Accounted	0.16	Dr
17/02/2021	craig.duncan@affluencegroup.com.au	29/03/2019	to cmc markets	Accounted	5,000.00	Cr

Mitchell Superannuation Fund
General Ledger Audit Trail
For the period from 1 July 2018 to 30 June 2019

Processed Date & User	Date	Description	State	Amount
-----------------------	------	-------------	-------	--------

Assets

Other Assets - Cash At Bank - ANZ Cash Investment Account

17/02/2021	craig.duncan@affluencegroup.com.au	1/04/2019	from cmc markets	Accounted	72,744.42	Dr
17/02/2021	craig.duncan@affluencegroup.com.au	1/04/2019	from cmc markets	Accounted	29,268.72	Dr
17/02/2021	craig.duncan@affluencegroup.com.au	2/04/2019	from cmc markets	Accounted	31,964.80	Dr
17/02/2021	craig.duncan@affluencegroup.com.au	3/04/2019	to cmc markets	Accounted	33,037.53	Cr
17/02/2021	craig.duncan@affluencegroup.com.au	3/04/2019	to cmc markets	Accounted	20,000.00	Cr
17/02/2021	craig.duncan@affluencegroup.com.au	3/04/2019	to cmc markets	Accounted	19,626.95	Cr
17/02/2021	craig.duncan@affluencegroup.com.au	5/04/2019	to cmc markets	Accounted	14,957.20	Cr
17/02/2021	craig.duncan@affluencegroup.com.au	10/04/2019	to cmc markets	Accounted	14,519.95	Cr
17/02/2021	craig.duncan@affluencegroup.com.au	10/04/2019	to cmc markets	Accounted	7,269.95	Cr
17/02/2021	craig.duncan@affluencegroup.com.au	10/04/2019	to cmc markets	Accounted	7,019.95	Cr
17/02/2021	craig.duncan@affluencegroup.com.au	12/04/2019	to cmc markets	Accounted	3,619.95	Cr
17/02/2021	craig.duncan@affluencegroup.com.au	15/04/2019	to cmc markets	Accounted	10,069.95	Cr
17/02/2021	craig.duncan@affluencegroup.com.au	16/04/2019	from cmc markets	Accounted	70,222.67	Dr
17/02/2021	craig.duncan@affluencegroup.com.au	16/04/2019	from cmc markets	Accounted	16,480.05	Dr
17/02/2021	craig.duncan@affluencegroup.com.au	17/04/2019	to cmc markets	Accounted	24,026.40	Cr
17/02/2021	craig.duncan@affluencegroup.com.au	17/04/2019	to cmc markets	Accounted	16,019.95	Cr
17/02/2021	craig.duncan@affluencegroup.com.au	18/04/2019	to cmc markets	Accounted	16,768.75	Cr
17/02/2021	craig.duncan@affluencegroup.com.au	18/04/2019	to cmc markets	Accounted	16,519.95	Cr
17/02/2021	craig.duncan@affluencegroup.com.au	24/04/2019	to cmc markets	Accounted	7,519.95	Cr
17/02/2021	craig.duncan@affluencegroup.com.au	30/04/2019	interest	Accounted	8.52	Dr
17/02/2021	craig.duncan@affluencegroup.com.au	30/04/2019	to cmc markets	Accounted	2,222.48	Cr
17/02/2021	craig.duncan@affluencegroup.com.au	2/05/2019	to cmc markets	Accounted	4,771.15	Cr
17/02/2021	craig.duncan@affluencegroup.com.au	6/05/2019	from cmc markets	Accounted	6,417.25	Dr
17/02/2021	craig.duncan@affluencegroup.com.au	6/05/2019	from cmc markets	Accounted	4,093.85	Dr
17/02/2021	craig.duncan@affluencegroup.com.au	7/05/2019	to cmc markets	Accounted	13,069.95	Cr
17/02/2021	craig.duncan@affluencegroup.com.au	31/05/2019	interest	Accounted	0.14	Dr
17/02/2021	craig.duncan@affluencegroup.com.au	28/06/2019	interest	Accounted	0.03	Dr

Other Assets - Cash At Bank - Westpac Cash Management Account - 1300

17/02/2021	craig.duncan@affluencegroup.com.au	2/07/2018	Fee	Accounted	5.00	Cr
17/02/2021	craig.duncan@affluencegroup.com.au	2/07/2018	Quicksuper	Accounted	110.54	Dr

Mitchell Superannuation Fund
General Ledger Audit Trail
For the period from 1 July 2018 to 30 June 2019

Processed Date & User	Date	Description	State	Amount
-----------------------	------	-------------	-------	--------

Assets

Other Assets - Cash At Bank - Westpac Cash Management Account - 1300

17/02/2021	craig.duncan@affluencegroup.com.au	10/07/2018	to etrade	Accounted	500.00	Cr
17/02/2021	craig.duncan@affluencegroup.com.au	12/07/2018	to etrade	Accounted	5,000.00	Cr
17/02/2021	craig.duncan@affluencegroup.com.au	12/07/2018	trf	Accounted	5,000.00	Dr
17/02/2021	craig.duncan@affluencegroup.com.au	16/07/2018	ato	Accounted	1,500.00	Cr
17/02/2021	craig.duncan@affluencegroup.com.au	16/07/2018	Quicksuper	Accounted	110.54	Dr
17/02/2021	craig.duncan@affluencegroup.com.au	16/07/2018	trf	Accounted	1,500.00	Dr
17/02/2021	craig.duncan@affluencegroup.com.au	30/07/2018	Quicksuper	Accounted	104.43	Dr
17/02/2021	craig.duncan@affluencegroup.com.au	1/08/2018	Fee	Accounted	5.00	Cr
17/02/2021	craig.duncan@affluencegroup.com.au	8/08/2018	ANZ share inv	Accounted	10,500.00	Dr
17/02/2021	craig.duncan@affluencegroup.com.au	9/08/2018	msf to viridian	Accounted	10,000.00	Cr
17/02/2021	craig.duncan@affluencegroup.com.au	13/08/2018	Quicksuper	Accounted	104.43	Dr
17/02/2021	craig.duncan@affluencegroup.com.au	27/08/2018	Quicksuper	Accounted	104.43	Dr
17/02/2021	craig.duncan@affluencegroup.com.au	3/09/2018	Fee	Accounted	2.00	Cr
17/02/2021	craig.duncan@affluencegroup.com.au	3/09/2018	Fee	Accounted	2.00	Dr
17/02/2021	craig.duncan@affluencegroup.com.au	7/09/2018	to etrade	Accounted	900.00	Cr
17/02/2021	craig.duncan@affluencegroup.com.au	10/09/2018	Quicksuper	Accounted	86.64	Dr
17/02/2021	craig.duncan@affluencegroup.com.au	24/09/2018	Quicksuper	Accounted	113.32	Dr
17/02/2021	craig.duncan@affluencegroup.com.au	1/10/2018	Fee	Accounted	1.50	Cr
17/02/2021	craig.duncan@affluencegroup.com.au	8/10/2018	Quicksuper	Accounted	18.89	Dr
17/02/2021	craig.duncan@affluencegroup.com.au	15/10/2018	cmc markets	Accounted	18,000.00	Dr
17/02/2021	craig.duncan@affluencegroup.com.au	16/10/2018	msf to halifax cfd	Accounted	5,000.00	Cr
17/02/2021	craig.duncan@affluencegroup.com.au	16/10/2018	trf of cash	Accounted	5,000.00	Cr
17/02/2021	craig.duncan@affluencegroup.com.au	22/10/2018	msf to mjm	Accounted	5,000.00	Cr
17/02/2021	craig.duncan@affluencegroup.com.au	22/10/2018	Quicksuper	Accounted	103.86	Dr
17/02/2021	craig.duncan@affluencegroup.com.au	31/10/2018	Interest	Accounted	0.02	Dr
17/02/2021	craig.duncan@affluencegroup.com.au	1/11/2018	Fee	Accounted	3.00	Cr
17/02/2021	craig.duncan@affluencegroup.com.au	5/11/2018	Quicksuper	Accounted	95.53	Dr
17/02/2021	craig.duncan@affluencegroup.com.au	20/11/2018	Quicksuper	Accounted	104.43	Dr
17/02/2021	craig.duncan@affluencegroup.com.au	21/11/2018	trf Wpac bus	Accounted	3,000.00	Cr
17/02/2021	craig.duncan@affluencegroup.com.au	30/11/2018	Interest	Accounted	0.02	Dr

Mitchell Superannuation Fund
General Ledger Audit Trail
For the period from 1 July 2018 to 30 June 2019

Processed Date & User	Date	Description	State	Amount
-----------------------	------	-------------	-------	--------

Assets

Other Assets - Cash At Bank - Westpac Cash Management Account - 1300

17/02/2021	craig.duncan@affluencegroup.com.au	3/12/2018	msf to m mitchell	Accounted	3,300.00	Cr
17/02/2021	craig.duncan@affluencegroup.com.au	3/12/2018	Fee	Accounted	1.50	Cr
17/02/2021	craig.duncan@affluencegroup.com.au	3/12/2018	Quicksuper	Accounted	113.32	Dr
17/02/2021	craig.duncan@affluencegroup.com.au	3/12/2018	trf Wpac	Accounted	3,000.00	Dr
17/02/2021	craig.duncan@affluencegroup.com.au	17/12/2018	Quicksuper	Accounted	113.32	Dr
17/02/2021	craig.duncan@affluencegroup.com.au	24/12/2018	Quicksuper	Accounted	188.87	Dr
17/02/2021	craig.duncan@affluencegroup.com.au	24/12/2018	cmc markets	Accounted	7,200.00	Dr
17/02/2021	craig.duncan@affluencegroup.com.au	27/12/2018	pmt michael	Accounted	7,800.00	Cr
17/02/2021	craig.duncan@affluencegroup.com.au	2/01/2019	Fee	Accounted	3.50	Cr
17/02/2021	craig.duncan@affluencegroup.com.au	14/01/2019	Quicksuper	Accounted	188.87	Dr
17/02/2021	craig.duncan@affluencegroup.com.au	29/01/2019	Quicksuper	Accounted	40.98	Dr
17/02/2021	craig.duncan@affluencegroup.com.au	1/02/2019	Fee	Accounted	1.00	Cr
17/02/2021	craig.duncan@affluencegroup.com.au	25/02/2019	cmc markets	Accounted	2,000.00	Dr
17/02/2021	craig.duncan@affluencegroup.com.au	26/02/2019	bpay cis - lck ent no 00532015	Accounted	2,216.04	Cr
17/02/2021	craig.duncan@affluencegroup.com.au	1/03/2019	Fee	Accounted	1.00	Cr
17/02/2021	craig.duncan@affluencegroup.com.au	4/03/2019	cmc markets	Accounted	3,000.00	Dr
17/02/2021	craig.duncan@affluencegroup.com.au	5/03/2019	trf to mm cba	Accounted	3,000.00	Cr
17/02/2021	craig.duncan@affluencegroup.com.au	12/03/2019	Quicksuper	Accounted	98.93	Dr
17/02/2021	craig.duncan@affluencegroup.com.au	18/03/2019	msf to anz invest	Accounted	240.00	Cr
17/02/2021	craig.duncan@affluencegroup.com.au	26/03/2019	Quicksuper	Accounted	97.20	Dr
17/02/2021	craig.duncan@affluencegroup.com.au	27/03/2019	msf to anz	Accounted	5,000.00	Cr
17/02/2021	craig.duncan@affluencegroup.com.au	27/03/2019	msf to Mike	Accounted	5,000.00	Cr
17/02/2021	craig.duncan@affluencegroup.com.au	27/03/2019	trf wpac bus one	Accounted	10,000.00	Dr
17/02/2021	craig.duncan@affluencegroup.com.au	29/03/2019	cmc markets	Accounted	5,000.00	Dr
17/02/2021	craig.duncan@affluencegroup.com.au	29/03/2019	msf to mm	Accounted	5,000.00	Cr
17/02/2021	craig.duncan@affluencegroup.com.au	1/04/2019	msf to mm	Accounted	10,000.00	Cr
17/02/2021	craig.duncan@affluencegroup.com.au	1/04/2019	Fee	Accounted	5.00	Cr
17/02/2021	craig.duncan@affluencegroup.com.au	1/04/2019	trf wpac bus one	Accounted	10,000.00	Dr
17/02/2021	craig.duncan@affluencegroup.com.au	3/04/2019	cmc markets	Accounted	20,000.00	Dr
17/02/2021	craig.duncan@affluencegroup.com.au	4/04/2019	msf to mm	Accounted	10,000.00	Cr

Mitchell Superannuation Fund
General Ledger Audit Trail
For the period from 1 July 2018 to 30 June 2019

Processed Date & User	Date	Description	State	Amount
-----------------------	------	-------------	-------	--------

Assets

Other Assets · Cash At Bank · Westpac Cash Management Account - 1300

17/02/2021	craig.duncan@affluencegroup.com.au	5/04/2019	msf to mm	Accounted	10,000.00	Cr
17/02/2021	craig.duncan@affluencegroup.com.au	8/04/2019	Quicksuper	Accounted	55.54	Dr
17/02/2021	craig.duncan@affluencegroup.com.au	12/04/2019	trf wpac bus one	Accounted	10,000.00	Dr
17/02/2021	craig.duncan@affluencegroup.com.au	12/04/2019	msf to mm	Accounted	10,000.00	Cr
17/02/2021	craig.duncan@affluencegroup.com.au	1/05/2019	Fee	Accounted	4.00	Cr
17/02/2021	craig.duncan@affluencegroup.com.au	20/05/2019	Quicksuper	Accounted	27.77	Dr
17/02/2021	craig.duncan@affluencegroup.com.au	29/05/2019	Interest	Accounted	2.21	Dr
17/02/2021	craig.duncan@affluencegroup.com.au	3/06/2019	Fee	Accounted	1.00	Cr
17/02/2021	craig.duncan@affluencegroup.com.au	3/06/2019	Quicksuper	Accounted	41.66	Dr
17/02/2021	craig.duncan@affluencegroup.com.au	14/06/2019	trf wpac bus one	Accounted	2,500.00	Dr
17/02/2021	craig.duncan@affluencegroup.com.au	14/06/2019	ato	Accounted	2,351.22	Cr
17/02/2021	craig.duncan@affluencegroup.com.au	28/06/2019	ato	Accounted	568.09	Dr

Other Assets · Receivables · Investment Income Receivable · Interest · Cash At Bank · ANZ Cash Investment Account

9/05/2019	Evidence Match	31/07/2018	Credit Interest	Accounted	0.09	Cr
9/05/2019	Transaction Rules	31/07/2018	Credit Interest	Accounted	0.09	Dr
9/05/2019	Evidence Match	31/08/2018	Credit Interest	Accounted	0.02	Cr
9/05/2019	Transaction Rules	31/08/2018	Credit Interest	Accounted	0.02	Dr
9/05/2019	Evidence Match	28/09/2018	Credit Interest	Accounted	0.03	Cr
9/05/2019	Transaction Rules	28/09/2018	Credit Interest	Accounted	0.03	Dr
17/02/2021	Evidence Match	31/10/2018	interest	Accounted	0.04	Cr
17/02/2021	Transaction Rules	31/10/2018	interest	Accounted	0.04	Dr
17/02/2021	Evidence Match	30/11/2018	interest	Accounted	0.07	Cr
17/02/2021	Transaction Rules	30/11/2018	interest	Accounted	0.07	Dr
17/02/2021	Transaction Rules	31/12/2018	interest	Accounted	0.12	Dr
17/02/2021	Evidence Match	31/12/2018	interest	Accounted	0.12	Cr
17/02/2021	Evidence Match	28/02/2019	interest	Accounted	0.05	Cr
17/02/2021	Transaction Rules	28/02/2019	interest	Accounted	0.05	Dr
17/02/2021	Evidence Match	29/03/2019	interest	Accounted	0.16	Cr
17/02/2021	Transaction Rules	29/03/2019	interest	Accounted	0.16	Dr
17/02/2021	Evidence Match	30/04/2019	interest	Accounted	8.52	Cr
17/02/2021	Transaction Rules	30/04/2019	interest	Accounted	8.52	Dr
17/02/2021	Evidence Match	31/05/2019	interest	Accounted	0.14	Cr
17/02/2021	Transaction Rules	31/05/2019	interest	Accounted	0.14	Dr
17/02/2021	Evidence Match	28/06/2019	interest	Accounted	0.03	Cr
17/02/2021	Transaction Rules	28/06/2019	interest	Accounted	0.03	Dr

Other Assets · Receivables · Investment Income Receivable · Interest · Cash At Bank · Westpac Cash Management Accc

17/02/2021	Evidence Match	3/09/2018	Fee	Accounted	2.00	Cr
17/02/2021	craig.duncan@affluencegroup.com.au	3/09/2018	Fee	Accounted	2.00	Dr
17/02/2021	Evidence Match	31/10/2018	Interest	Accounted	0.02	Cr

Mitchell Superannuation Fund
General Ledger Audit Trail
For the period from 1 July 2018 to 30 June 2019

Processed Date & User	Date	Description	State	Amount
-----------------------	------	-------------	-------	--------

Assets

Other Assets · Receivables · Investment Income Receivable · Interest · Cash At Bank · Westpac Cash Management Accc

17/02/2021	Transaction Rules	31/10/2018	Interest	Accounted	0.02	Dr
17/02/2021	Evidence Match	30/11/2018	Interest	Accounted	0.02	Cr
17/02/2021	Transaction Rules	30/11/2018	Interest	Accounted	0.02	Dr
17/02/2021	Evidence Match	29/05/2019	Interest	Accounted	2.21	Cr
17/02/2021	Transaction Rules	29/05/2019	Interest	Accounted	2.21	Dr

Other Assets · Receivables · Member Income Receivable · Contributions · Mr Michael Mitchell

22/03/2021	Evidence Match	12/07/2018	Contribution Received	Accounted	5,000.00	Cr
19/02/2021	pasandi@armstrongadvisory.com.au	12/07/2018	trf	Accounted	5,000.00	Dr
22/03/2021	Evidence Match	27/03/2019	Contribution Received	Accounted	10,000.00	Cr
19/02/2021	pasandi@armstrongadvisory.com.au	27/03/2019	trf wpac bus one	Accounted	10,000.00	Dr
22/03/2021	Evidence Match	1/04/2019	Contribution Received	Accounted	10,000.00	Cr
19/02/2021	pasandi@armstrongadvisory.com.au	1/04/2019	trf wpac bus one	Accounted	10,000.00	Dr
17/02/2021	Evidence Match	28/06/2019	Contribution Received	Accounted	159.09	Cr
17/02/2021	Evidence Match	28/06/2019	Contribution Received	Accounted	409.00	Cr

Other Assets · Receivables · Member Income Receivable · Contributions · Mrs Beverley Mitchell

17/02/2021	Evidence Match	2/07/2018	Contribution Received	Accounted	110.54	Cr
17/02/2021	Transaction Rules	2/07/2018	Quicksuper	Accounted	110.54	Dr
22/03/2021	Evidence Match	16/07/2018	Contribution Received	Accounted	1,500.00	Cr
17/02/2021	Evidence Match	16/07/2018	Contribution Received	Accounted	110.54	Cr
19/02/2021	pasandi@armstrongadvisory.com.au	16/07/2018	trf	Accounted	1,500.00	Dr
17/02/2021	Transaction Rules	16/07/2018	Quicksuper	Accounted	110.54	Dr
17/02/2021	Evidence Match	30/07/2018	Contribution Received	Accounted	104.43	Cr
17/02/2021	Transaction Rules	30/07/2018	Quicksuper	Accounted	104.43	Dr
17/02/2021	Evidence Match	13/08/2018	Contribution Received	Accounted	104.43	Cr
17/02/2021	Transaction Rules	13/08/2018	Quicksuper	Accounted	104.43	Dr
17/02/2021	Evidence Match	27/08/2018	Contribution Received	Accounted	104.43	Cr
17/02/2021	Transaction Rules	27/08/2018	Quicksuper	Accounted	104.43	Dr
17/02/2021	Transaction Rules	10/09/2018	Quicksuper	Accounted	86.64	Dr
17/02/2021	Evidence Match	10/09/2018	Contribution Received	Accounted	86.64	Cr
17/02/2021	Evidence Match	24/09/2018	Contribution Received	Accounted	113.32	Cr
17/02/2021	Transaction Rules	24/09/2018	Quicksuper	Accounted	113.32	Dr
17/02/2021	Evidence Match	8/10/2018	Contribution Received	Accounted	18.89	Cr
17/02/2021	Transaction Rules	8/10/2018	Quicksuper	Accounted	18.89	Dr
17/02/2021	Evidence Match	22/10/2018	Contribution Received	Accounted	103.86	Cr
17/02/2021	Transaction Rules	22/10/2018	Quicksuper	Accounted	103.86	Dr
17/02/2021	Evidence Match	5/11/2018	Contribution Received	Accounted	95.53	Cr
17/02/2021	Transaction Rules	5/11/2018	Quicksuper	Accounted	95.53	Dr
17/02/2021	Evidence Match	20/11/2018	Contribution Received	Accounted	104.43	Cr
17/02/2021	Transaction Rules	20/11/2018	Quicksuper	Accounted	104.43	Dr
17/02/2021	Transaction Rules	3/12/2018	Quicksuper	Accounted	113.32	Dr
19/02/2021	pasandi@armstrongadvisory.com.au	3/12/2018	trf Wpac	Accounted	3,000.00	Dr
22/03/2021	Evidence Match	3/12/2018	Contribution Received	Accounted	3,000.00	Cr
17/02/2021	Evidence Match	3/12/2018	Contribution Received	Accounted	113.32	Cr
17/02/2021	Evidence Match	17/12/2018	Contribution Received	Accounted	113.32	Cr

Mitchell Superannuation Fund
General Ledger Audit Trail
For the period from 1 July 2018 to 30 June 2019

Processed Date & User	Date	Description	State	Amount
-----------------------	------	-------------	-------	--------

Assets

Other Assets · Receivables · Member Income Receivable · Contributions · Mrs Beverley Mitchell

17/02/2021	Transaction Rules	17/12/2018	Quicksuper	Accounted	113.32	Dr
17/02/2021	Evidence Match	24/12/2018	Contribution Received	Accounted	188.87	Cr
17/02/2021	Transaction Rules	24/12/2018	Quicksuper	Accounted	188.87	Dr
17/02/2021	Evidence Match	14/01/2019	Contribution Received	Accounted	188.87	Cr
17/02/2021	Transaction Rules	14/01/2019	Quicksuper	Accounted	188.87	Dr
17/02/2021	Evidence Match	29/01/2019	Contribution Received	Accounted	40.98	Cr
17/02/2021	Transaction Rules	29/01/2019	Quicksuper	Accounted	40.98	Dr
17/02/2021	Transaction Rules	12/03/2019	Quicksuper	Accounted	98.93	Dr
17/02/2021	Evidence Match	12/03/2019	Contribution Received	Accounted	98.93	Cr
17/02/2021	Transaction Rules	26/03/2019	Quicksuper	Accounted	97.20	Dr
17/02/2021	Evidence Match	26/03/2019	Contribution Received	Accounted	97.20	Cr
17/02/2021	Evidence Match	8/04/2019	Contribution Received	Accounted	55.54	Cr
17/02/2021	Transaction Rules	8/04/2019	Quicksuper	Accounted	55.54	Dr
22/03/2021	Evidence Match	12/04/2019	Contribution Received	Accounted	10,000.00	Cr
19/02/2021	pasandi@armstrongadvisory.com.au	12/04/2019	trf wpac bus one	Accounted	10,000.00	Dr
17/02/2021	Evidence Match	20/05/2019	Contribution Received	Accounted	27.77	Cr
17/02/2021	Transaction Rules	20/05/2019	Quicksuper	Accounted	27.77	Dr
17/02/2021	Evidence Match	3/06/2019	Contribution Received	Accounted	41.66	Cr
17/02/2021	Transaction Rules	3/06/2019	Quicksuper	Accounted	41.66	Dr
22/03/2021	Evidence Match	14/06/2019	Contribution Received	Accounted	2,500.00	Cr
19/02/2021	pasandi@armstrongadvisory.com.au	14/06/2019	trf wpac bus one	Accounted	2,500.00	Dr

Other Assets · Unsettled Trades · Acquisitions · Shares in Listed Companies · Aguia Resources Limited

17/02/2021	craig.duncan@affluencegroup.com.au	27/02/2019	to cmc markets	Accounted	8,466.79	Cr
17/02/2021	Evidence Match	27/02/2019	to cmc markets	Accounted	8,466.79	Dr
17/02/2021	craig.duncan@affluencegroup.com.au	5/04/2019	to cmc markets	Accounted	14,957.20	Cr
17/02/2021	Evidence Match	5/04/2019	to cmc markets	Accounted	14,957.20	Dr
17/02/2021	craig.duncan@affluencegroup.com.au	10/04/2019	to cmc markets	Accounted	7,019.95	Cr
17/02/2021	craig.duncan@affluencegroup.com.au	10/04/2019	to cmc markets	Accounted	7,269.95	Cr
17/02/2021	Evidence Match	10/04/2019	to cmc markets	Accounted	7,019.95	Dr
17/02/2021	Evidence Match	10/04/2019	to cmc markets	Accounted	7,269.95	Dr
17/02/2021	craig.duncan@affluencegroup.com.au	12/04/2019	to cmc markets	Accounted	3,619.95	Cr
17/02/2021	Evidence Match	12/04/2019	to cmc markets	Accounted	3,619.95	Dr
17/02/2021	craig.duncan@affluencegroup.com.au	24/04/2019	to cmc markets	Accounted	7,519.95	Cr
17/02/2021	Evidence Match	24/04/2019	to cmc markets	Accounted	7,519.95	Dr
17/02/2021	craig.duncan@affluencegroup.com.au	30/04/2019	to cmc markets	Accounted	2,222.48	Cr
17/02/2021	Evidence Match	30/04/2019	to cmc markets	Accounted	2,222.48	Dr
17/02/2021	craig.duncan@affluencegroup.com.au	2/05/2019	to cmc markets	Accounted	4,771.15	Cr
17/02/2021	Evidence Match	2/05/2019	to cmc markets	Accounted	4,771.15	Dr

Other Assets · Unsettled Trades · Acquisitions · Shares in Listed Companies · Australian Mines Limited

17/02/2021	craig.duncan@affluencegroup.com.au	11/03/2019	to cmc markets	Accounted	6,024.95	Cr
17/02/2021	Evidence Match	11/03/2019	to cmc markets	Accounted	6,024.95	Dr

Mitchell Superannuation Fund
General Ledger Audit Trail
For the period from 1 July 2018 to 30 June 2019

Processed Date & User	Date	Description	State	Amount
-----------------------	------	-------------	-------	--------

Assets

Other Assets · Unsettled Trades · Acquisitions · Shares in Listed Companies · Genetic Technologies Limited

18/02/2021	craig.duncan@affluencegroup.com.au	17/07/2018	B GTG	Accounted	5,274.95	Cr
18/02/2021	Evidence Match	17/07/2018	B GTG	Accounted	5,274.95	Dr
18/02/2021	craig.duncan@affluencegroup.com.au	19/07/2018	B GTG	Accounted	7,519.95	Cr
18/02/2021	Evidence Match	19/07/2018	B GTG	Accounted	7,519.95	Dr

Other Assets · Unsettled Trades · Acquisitions · Shares in Listed Companies · Leigh Creek Energy Limited

18/02/2021	craig.duncan@affluencegroup.com.au	12/09/2018	B LCK	Accounted	10,878.63	Cr
18/02/2021	Evidence Match	12/09/2018	B LCK	Accounted	10,878.63	Dr
18/02/2021	Evidence Match	26/02/2019	LCK_R to LCK; 1:15 NON-RENOUNCE ISSUE OF ORD SH	Accounted	2,216.04	Dr
17/02/2021	craig.duncan@affluencegroup.com.au	4/03/2019	to cmc markets	Accounted	19,821.78	Cr
17/02/2021	Evidence Match	4/03/2019	to cmc markets	Accounted	19,821.78	Dr
18/02/2021	Corporate Actions Wizard	8/03/2019	LCK_R to LCK; 1:15 NON-RENOUNCE ISSUE OF ORD SH	Accounted	2,216.04	Cr
17/02/2021	craig.duncan@affluencegroup.com.au	18/03/2019	to cmc markets	Accounted	13,069.95	Cr
17/02/2021	Evidence Match	18/03/2019	to cmc markets	Accounted	13,069.95	Dr
17/02/2021	Evidence Match	3/04/2019	to cmc markets	Accounted	19,626.95	Dr
17/02/2021	Evidence Match	3/04/2019	to cmc markets	Accounted	33,037.53	Dr
17/02/2021	craig.duncan@affluencegroup.com.au	3/04/2019	to cmc markets	Accounted	33,037.53	Cr
17/02/2021	craig.duncan@affluencegroup.com.au	3/04/2019	to cmc markets	Accounted	19,626.95	Cr
17/02/2021	craig.duncan@affluencegroup.com.au	15/04/2019	to cmc markets	Accounted	10,069.95	Cr
17/02/2021	Evidence Match	15/04/2019	to cmc markets	Accounted	10,069.95	Dr
17/02/2021	craig.duncan@affluencegroup.com.au	17/04/2019	to cmc markets	Accounted	16,019.95	Cr
17/02/2021	Evidence Match	17/04/2019	to cmc markets	Accounted	16,019.95	Dr
17/02/2021	craig.duncan@affluencegroup.com.au	18/04/2019	to cmc markets	Accounted	16,768.75	Cr
17/02/2021	craig.duncan@affluencegroup.com.au	18/04/2019	to cmc markets	Accounted	16,519.95	Cr
17/02/2021	Evidence Match	18/04/2019	to cmc markets	Accounted	16,768.75	Dr
17/02/2021	Evidence Match	18/04/2019	to cmc markets	Accounted	16,519.95	Dr
17/02/2021	craig.duncan@affluencegroup.com.au	7/05/2019	to cmc markets	Accounted	13,069.95	Cr
17/02/2021	Evidence Match	7/05/2019	to cmc markets	Accounted	13,069.95	Dr

Other Assets · Unsettled Trades · Acquisitions · Shares in Listed Companies · Lepidico Ltd

17/02/2021	craig.duncan@affluencegroup.com.au	10/04/2019	to cmc markets	Accounted	14,519.95	Cr
17/02/2021	Evidence Match	10/04/2019	to cmc markets	Accounted	14,519.95	Dr
17/02/2021	craig.duncan@affluencegroup.com.au	17/04/2019	to cmc markets	Accounted	24,026.40	Cr
17/02/2021	Evidence Match	17/04/2019	to cmc markets	Accounted	24,026.40	Dr

Other Assets · Unsettled Trades · Disposals · Shares in Listed Companies · Genetic Technologies Limited

18/02/2021	Evidence Match	12/09/2018	S GTG	Accounted	9,975.05	Cr
18/02/2021	craig.duncan@affluencegroup.com.au	12/09/2018	S GTG	Accounted	9,975.05	Dr

Other Assets · Unsettled Trades · Disposals · Shares in Listed Companies · Leigh Creek Energy Limited

17/02/2021	craig.duncan@affluencegroup.com.au	11/10/2018	Listed Security Sale	Accounted	18,607.00	Dr
------------	------------------------------------	------------	----------------------	-----------	-----------	----

Mitchell Superannuation Fund
General Ledger Audit Trail
For the period from 1 July 2018 to 30 June 2019

Processed Date & User	Date	Description	State	Amount
-----------------------	------	-------------	-------	--------

Assets

Other Assets · Unsettled Trades · Disposals · Shares in Listed Companies · Leigh Creek Energy Limited

17/02/2021	Evidence Match	12/10/2018	Listed Security Sale	Accounted	21.95	Cr
17/02/2021	Evidence Match	15/10/2018	Listed Security Sale	Accounted	18,585.05	Cr
17/02/2021	craig.duncan@affluencegroup.com.au	18/12/2018	Listed Security Sale	Accounted	4,474.80	Dr
17/02/2021	Evidence Match	19/12/2018	Listed Security Sale	Accounted	19.95	Cr
17/02/2021	craig.duncan@affluencegroup.com.au	19/12/2018	Listed Security Sale	Accounted	1,963.75	Dr
17/02/2021	Evidence Match	20/12/2018	Listed Security Sale	Accounted	4.99	Cr
17/02/2021	Evidence Match	20/12/2018	Listed Security Sale	Accounted	4,454.85	Cr
17/02/2021	Evidence Match	21/12/2018	Listed Security Sale	Accounted	1,958.76	Cr
17/02/2021	craig.duncan@affluencegroup.com.au	25/02/2019	from cmc markets	Accounted	10,720.05	Dr
17/02/2021	Evidence Match	25/02/2019	from cmc markets	Accounted	10,720.05	Cr
18/02/2021	Evidence Match	1/04/2019	from cmc markets	Accounted	72,744.42	Cr
18/02/2021	Evidence Match	1/04/2019	from cmc markets	Accounted	29,268.72	Cr
18/02/2021	craig.duncan@affluencegroup.com.au	1/04/2019	from cmc markets	Accounted	72,744.42	Dr
18/02/2021	craig.duncan@affluencegroup.com.au	1/04/2019	from cmc markets	Accounted	29,268.72	Dr
18/02/2021	Evidence Match	2/04/2019	from cmc markets	Accounted	31,964.80	Cr
18/02/2021	craig.duncan@affluencegroup.com.au	2/04/2019	from cmc markets	Accounted	31,964.80	Dr
18/02/2021	Evidence Match	16/04/2019	from cmc markets	Accounted	70,222.67	Cr
18/02/2021	craig.duncan@affluencegroup.com.au	16/04/2019	from cmc markets	Accounted	70,222.67	Dr

Other Assets · Unsettled Trades · Disposals · Shares in Listed Companies · Lepidico Ltd

18/02/2021	Evidence Match	4/03/2019	from cmc markets	Accounted	28,668.43	Cr
18/02/2021	craig.duncan@affluencegroup.com.au	4/03/2019	from cmc markets	Accounted	28,668.43	Dr
18/02/2021	Evidence Match	18/03/2019	from cmc markets	Accounted	12,980.05	Cr
18/02/2021	craig.duncan@affluencegroup.com.au	18/03/2019	from cmc markets	Accounted	12,980.05	Dr
18/02/2021	Evidence Match	16/04/2019	from cmc markets	Accounted	16,480.05	Cr
18/02/2021	craig.duncan@affluencegroup.com.au	16/04/2019	from cmc markets	Accounted	16,480.05	Dr

Other Assets · Unsettled Trades · Disposals · Shares in Listed Companies · Metalstech Limited

18/02/2021	Evidence Match	6/05/2019	from cmc markets	Accounted	4,093.85	Cr
18/02/2021	Evidence Match	6/05/2019	from cmc markets	Accounted	6,417.25	Cr
18/02/2021	craig.duncan@affluencegroup.com.au	6/05/2019	from cmc markets	Accounted	4,093.85	Dr
18/02/2021	craig.duncan@affluencegroup.com.au	6/05/2019	from cmc markets	Accounted	6,417.25	Dr

Other Assets · Unsettled Trades · Disposals · Shares in Listed Companies · Millennium Minerals Limited

18/02/2021	Evidence Match	8/08/2018	S MOY	Accounted	10,330.05	Cr
18/02/2021	craig.duncan@affluencegroup.com.au	8/08/2018	S MOY	Accounted	10,330.05	Dr

Other Assets · Unsettled Trades · Disposals · Shares in Listed Companies · Petrel Energy Limited

18/02/2021	Evidence Match	19/07/2018	S PRL	Accounted	7,529.38	Cr
18/02/2021	craig.duncan@affluencegroup.com.au	19/07/2018	S PRL	Accounted	7,529.38	Dr

Mitchell Superannuation Fund
General Ledger Audit Trail
For the period from 1 July 2018 to 30 June 2019

Processed Date & User	Date	Description	State	Amount	
Liabilities					
Fund Suspense - ANZ Cash Investment Account					
17/02/2021	Evidence Match	10/07/2018	From TDJ Pty Ltd MSF to Etrade Acc	Accounted	500.00 Dr
9/05/2019	pasandi@armstrongadvisory.com.au	10/07/2018	From TDJ Pty Ltd MSF to Etrade Acc	Accounted	500.00 Cr
17/02/2021	Evidence Match	12/07/2018	From TDJ Pty Ltd MSF to Etrade Acc	Accounted	5,000.00 Dr
9/05/2019	pasandi@armstrongadvisory.com.au	12/07/2018	From TDJ Pty Ltd MSF to Etrade Acc	Accounted	5,000.00 Cr
18/02/2021	Evidence Match	17/07/2018	B GTG	Accounted	5,274.95 Cr
9/05/2019	pasandi@armstrongadvisory.com.au	17/07/2018	B GTG	Accounted	5,274.95 Dr
18/02/2021	Evidence Match	19/07/2018	B GTG	Accounted	7,519.95 Cr
18/02/2021	Evidence Match	19/07/2018	S PRL	Accounted	7,529.38 Dr
9/05/2019	pasandi@armstrongadvisory.com.au	19/07/2018	B GTG	Accounted	7,519.95 Dr
9/05/2019	pasandi@armstrongadvisory.com.au	19/07/2018	S PRL	Accounted	7,529.38 Cr
9/05/2019	Evidence Match	31/07/2018	Credit Interest	Accounted	0.09 Dr
9/05/2019	pasandi@armstrongadvisory.com.au	31/07/2018	Credit Interest	Accounted	0.09 Cr
9/05/2019	pasandi@armstrongadvisory.com.au	8/08/2018	S MOY	Accounted	10,330.05 Cr
9/05/2019	pasandi@armstrongadvisory.com.au	8/08/2018	To ANZ Share Inv Transfer to Nom Ac	Accounted	10,500.00 Dr
18/02/2021	Evidence Match	8/08/2018	S MOY	Accounted	10,330.05 Dr
17/02/2021	Evidence Match	8/08/2018	To ANZ Share Inv Transfer to Nom Ac	Accounted	10,500.00 Cr
9/05/2019	Evidence Match	31/08/2018	Credit Interest	Accounted	0.02 Dr
9/05/2019	pasandi@armstrongadvisory.com.au	31/08/2018	Credit Interest	Accounted	0.02 Cr
17/02/2021	Evidence Match	7/09/2018	From TDJ Pty Ltd MSF to Etrade Acc	Accounted	900.00 Dr
9/05/2019	pasandi@armstrongadvisory.com.au	7/09/2018	From TDJ Pty Ltd MSF to Etrade Acc	Accounted	900.00 Cr
9/05/2019	pasandi@armstrongadvisory.com.au	12/09/2018	S GTG	Accounted	9,975.05 Cr
9/05/2019	pasandi@armstrongadvisory.com.au	12/09/2018	B LCK	Accounted	10,878.63 Dr
18/02/2021	Evidence Match	12/09/2018	B LCK	Accounted	10,878.63 Cr
18/02/2021	Evidence Match	12/09/2018	S GTG	Accounted	9,975.05 Dr
9/05/2019	Evidence Match	28/09/2018	Credit Interest	Accounted	0.03 Dr
9/05/2019	pasandi@armstrongadvisory.com.au	28/09/2018	Credit Interest	Accounted	0.03 Cr
17/02/2021	Evidence Match	12/10/2018	from cmc markets	Accounted	21.95 Dr
17/02/2021	craig.duncan@affluencegroup.com.au	12/10/2018	from cmc markets	Accounted	21.95 Cr
17/02/2021	craig.duncan@affluencegroup.com.au	15/10/2018	to cmc markets	Accounted	18,000.00 Dr
17/02/2021	Evidence Match	15/10/2018	from cmc markets	Accounted	18,585.05 Dr
17/02/2021	Evidence Match	15/10/2018	to cmc markets	Accounted	18,000.00 Cr
17/02/2021	craig.duncan@affluencegroup.com.au	15/10/2018	from cmc markets	Accounted	18,585.05 Cr
17/02/2021	craig.duncan@affluencegroup.com.au	31/10/2018	interest	Accounted	0.04 Cr
17/02/2021	Evidence Match	31/10/2018	interest	Accounted	0.04 Dr
17/02/2021	Evidence Match	30/11/2018	interest	Accounted	0.07 Dr
17/02/2021	craig.duncan@affluencegroup.com.au	30/11/2018	interest	Accounted	0.07 Cr
17/02/2021	Evidence Match	19/12/2018	from cmc markets	Accounted	19.95 Dr

Mitchell Superannuation Fund
General Ledger Audit Trail
For the period from 1 July 2018 to 30 June 2019

Processed Date & User	Date	Description	State	Amount
-----------------------	------	-------------	-------	--------

Liabilities

Fund Suspense - ANZ Cash Investment Account

17/02/2021	craig.duncan@affluencegroup.com.au	19/12/2018	from cmc markets	Accounted	19.95	Cr
17/02/2021	craig.duncan@affluencegroup.com.au	20/12/2018	from cmc markets	Accounted	4,454.85	Cr
17/02/2021	craig.duncan@affluencegroup.com.au	20/12/2018	from cmc markets	Accounted	4.99	Cr
17/02/2021	Evidence Match	20/12/2018	from cmc markets	Accounted	4.99	Dr
17/02/2021	Evidence Match	20/12/2018	from cmc markets	Accounted	4,454.85	Dr
17/02/2021	Evidence Match	21/12/2018	from cmc markets	Accounted	1,958.76	Dr
17/02/2021	craig.duncan@affluencegroup.com.au	21/12/2018	from cmc markets	Accounted	1,958.76	Cr
17/02/2021	Evidence Match	24/12/2018	to cmc markets	Accounted	7,200.00	Cr
17/02/2021	craig.duncan@affluencegroup.com.au	24/12/2018	to cmc markets	Accounted	7,200.00	Dr
17/02/2021	Evidence Match	31/12/2018	interest	Accounted	0.12	Dr
17/02/2021	craig.duncan@affluencegroup.com.au	31/12/2018	interest	Accounted	0.12	Cr
17/02/2021	craig.duncan@affluencegroup.com.au	25/02/2019	from cmc markets	Accounted	10,720.05	Cr
17/02/2021	Evidence Match	25/02/2019	to cmc markets	Accounted	2,000.00	Cr
17/02/2021	Evidence Match	25/02/2019	from cmc markets	Accounted	10,720.05	Dr
17/02/2021	craig.duncan@affluencegroup.com.au	25/02/2019	to cmc markets	Accounted	2,000.00	Dr
17/02/2021	Evidence Match	27/02/2019	to cmc markets	Accounted	8,466.79	Cr
17/02/2021	craig.duncan@affluencegroup.com.au	27/02/2019	to cmc markets	Accounted	8,466.79	Dr
17/02/2021	Evidence Match	28/02/2019	interest	Accounted	0.05	Dr
17/02/2021	craig.duncan@affluencegroup.com.au	28/02/2019	interest	Accounted	0.05	Cr
18/02/2021	Evidence Match	4/03/2019	from cmc markets	Accounted	28,668.43	Dr
17/02/2021	Evidence Match	4/03/2019	to cmc markets	Accounted	19,821.78	Cr
17/02/2021	Evidence Match	4/03/2019	to cmc markets	Accounted	3,000.00	Cr
17/02/2021	craig.duncan@affluencegroup.com.au	4/03/2019	to cmc markets	Accounted	19,821.78	Dr
17/02/2021	craig.duncan@affluencegroup.com.au	4/03/2019	to cmc markets	Accounted	3,000.00	Dr
17/02/2021	craig.duncan@affluencegroup.com.au	4/03/2019	from cmc markets	Accounted	28,668.43	Cr
17/02/2021	Evidence Match	11/03/2019	to cmc markets	Accounted	6,024.95	Cr
17/02/2021	craig.duncan@affluencegroup.com.au	11/03/2019	to cmc markets	Accounted	6,024.95	Dr
17/02/2021	craig.duncan@affluencegroup.com.au	18/03/2019	from cmc markets	Accounted	12,980.05	Cr
17/02/2021	craig.duncan@affluencegroup.com.au	18/03/2019	from msf to anz invest	Accounted	240.00	Cr
17/02/2021	craig.duncan@affluencegroup.com.au	18/03/2019	to cmc markets	Accounted	13,069.95	Dr
18/02/2021	Evidence Match	18/03/2019	from msf to anz invest	Accounted	240.00	Dr
18/02/2021	Evidence Match	18/03/2019	from cmc markets	Accounted	12,980.05	Dr
17/02/2021	Evidence Match	18/03/2019	to cmc markets	Accounted	13,069.95	Cr
18/02/2021	Evidence Match	27/03/2019	from msf to anz invest	Accounted	5,000.00	Dr
17/02/2021	craig.duncan@affluencegroup.com.au	27/03/2019	from msf to anz invest	Accounted	5,000.00	Cr
17/02/2021	Evidence Match	29/03/2019	to cmc markets	Accounted	5,000.00	Cr
17/02/2021	Evidence Match	29/03/2019	interest	Accounted	0.16	Dr

Mitchell Superannuation Fund
General Ledger Audit Trail
For the period from 1 July 2018 to 30 June 2019

Processed Date & User	Date	Description	State	Amount
-----------------------	------	-------------	-------	--------

Liabilities

Fund Suspense - ANZ Cash Investment Account

17/02/2021	craig.duncan@affluencegroup.com.au	29/03/2019	interest	Accounted	0.16	Cr
17/02/2021	craig.duncan@affluencegroup.com.au	29/03/2019	to cmc markets	Accounted	5,000.00	Dr
18/02/2021	Evidence Match	1/04/2019	from cmc markets	Accounted	72,744.42	Dr
18/02/2021	Evidence Match	1/04/2019	from cmc markets	Accounted	29,268.72	Dr
17/02/2021	craig.duncan@affluencegroup.com.au	1/04/2019	from cmc markets	Accounted	72,744.42	Cr
17/02/2021	craig.duncan@affluencegroup.com.au	1/04/2019	from cmc markets	Accounted	29,268.72	Cr
18/02/2021	Evidence Match	2/04/2019	from cmc markets	Accounted	31,964.80	Dr
17/02/2021	craig.duncan@affluencegroup.com.au	2/04/2019	from cmc markets	Accounted	31,964.80	Cr
17/02/2021	craig.duncan@affluencegroup.com.au	3/04/2019	to cmc markets	Accounted	19,626.95	Dr
17/02/2021	craig.duncan@affluencegroup.com.au	3/04/2019	to cmc markets	Accounted	20,000.00	Dr
17/02/2021	craig.duncan@affluencegroup.com.au	3/04/2019	to cmc markets	Accounted	33,037.53	Dr
17/02/2021	Evidence Match	3/04/2019	to cmc markets	Accounted	20,000.00	Cr
17/02/2021	Evidence Match	3/04/2019	to cmc markets	Accounted	33,037.53	Cr
17/02/2021	Evidence Match	3/04/2019	to cmc markets	Accounted	19,626.95	Cr
17/02/2021	Evidence Match	5/04/2019	to cmc markets	Accounted	14,957.20	Cr
17/02/2021	craig.duncan@affluencegroup.com.au	5/04/2019	to cmc markets	Accounted	14,957.20	Dr
17/02/2021	Evidence Match	10/04/2019	to cmc markets	Accounted	7,019.95	Cr
17/02/2021	Evidence Match	10/04/2019	to cmc markets	Accounted	14,519.95	Cr
17/02/2021	Evidence Match	10/04/2019	to cmc markets	Accounted	7,269.95	Cr
17/02/2021	craig.duncan@affluencegroup.com.au	10/04/2019	to cmc markets	Accounted	14,519.95	Dr
17/02/2021	craig.duncan@affluencegroup.com.au	10/04/2019	to cmc markets	Accounted	7,269.95	Dr
17/02/2021	craig.duncan@affluencegroup.com.au	10/04/2019	to cmc markets	Accounted	7,019.95	Dr
17/02/2021	craig.duncan@affluencegroup.com.au	12/04/2019	to cmc markets	Accounted	3,619.95	Dr
17/02/2021	Evidence Match	12/04/2019	to cmc markets	Accounted	3,619.95	Cr
17/02/2021	craig.duncan@affluencegroup.com.au	15/04/2019	to cmc markets	Accounted	10,069.95	Dr
17/02/2021	Evidence Match	15/04/2019	to cmc markets	Accounted	10,069.95	Cr
18/02/2021	Evidence Match	16/04/2019	from cmc markets	Accounted	70,222.67	Dr
18/02/2021	Evidence Match	16/04/2019	from cmc markets	Accounted	16,480.05	Dr
17/02/2021	craig.duncan@affluencegroup.com.au	16/04/2019	from cmc markets	Accounted	70,222.67	Cr
17/02/2021	craig.duncan@affluencegroup.com.au	16/04/2019	from cmc markets	Accounted	16,480.05	Cr
17/02/2021	Evidence Match	17/04/2019	to cmc markets	Accounted	24,026.40	Cr
17/02/2021	Evidence Match	17/04/2019	to cmc markets	Accounted	16,019.95	Cr
17/02/2021	craig.duncan@affluencegroup.com.au	17/04/2019	to cmc markets	Accounted	24,026.40	Dr
17/02/2021	craig.duncan@affluencegroup.com.au	17/04/2019	to cmc markets	Accounted	16,019.95	Dr
17/02/2021	Evidence Match	18/04/2019	to cmc markets	Accounted	16,768.75	Cr
17/02/2021	Evidence Match	18/04/2019	to cmc markets	Accounted	16,519.95	Cr
17/02/2021	craig.duncan@affluencegroup.com.au	18/04/2019	to cmc markets	Accounted	16,768.75	Dr

Mitchell Superannuation Fund
General Ledger Audit Trail
For the period from 1 July 2018 to 30 June 2019

Processed Date & User	Date	Description	State	Amount
-----------------------	------	-------------	-------	--------

Liabilities

Fund Suspense - ANZ Cash Investment Account

17/02/2021	craig.duncan@affluencegroup.com.au	18/04/2019	to cmc markets	Accounted	16,519.95	Dr
17/02/2021	Evidence Match	24/04/2019	to cmc markets	Accounted	7,519.95	Cr
17/02/2021	craig.duncan@affluencegroup.com.au	24/04/2019	to cmc markets	Accounted	7,519.95	Dr
17/02/2021	craig.duncan@affluencegroup.com.au	30/04/2019	to cmc markets	Accounted	2,222.48	Dr
17/02/2021	craig.duncan@affluencegroup.com.au	30/04/2019	interest	Accounted	8.52	Cr
17/02/2021	Evidence Match	30/04/2019	to cmc markets	Accounted	2,222.48	Cr
17/02/2021	Evidence Match	30/04/2019	interest	Accounted	8.52	Dr
17/02/2021	Evidence Match	2/05/2019	to cmc markets	Accounted	4,771.15	Cr
17/02/2021	craig.duncan@affluencegroup.com.au	2/05/2019	to cmc markets	Accounted	4,771.15	Dr
18/02/2021	Evidence Match	6/05/2019	from cmc markets	Accounted	4,093.85	Dr
18/02/2021	Evidence Match	6/05/2019	from cmc markets	Accounted	6,417.25	Dr
17/02/2021	craig.duncan@affluencegroup.com.au	6/05/2019	from cmc markets	Accounted	6,417.25	Cr
17/02/2021	craig.duncan@affluencegroup.com.au	6/05/2019	from cmc markets	Accounted	4,093.85	Cr
17/02/2021	Evidence Match	7/05/2019	to cmc markets	Accounted	13,069.95	Cr
17/02/2021	craig.duncan@affluencegroup.com.au	7/05/2019	to cmc markets	Accounted	13,069.95	Dr
17/02/2021	Evidence Match	31/05/2019	interest	Accounted	0.14	Dr
17/02/2021	craig.duncan@affluencegroup.com.au	31/05/2019	interest	Accounted	0.14	Cr
17/02/2021	Evidence Match	28/06/2019	interest	Accounted	0.03	Dr
17/02/2021	craig.duncan@affluencegroup.com.au	28/06/2019	interest	Accounted	0.03	Cr

Fund Suspense - Westpac Cash Management Account - 1300

17/02/2021	Evidence Match	2/07/2018	Fee	Accounted	5.00	Cr
17/02/2021	Evidence Match	2/07/2018	Quicksuper	Accounted	110.54	Dr
17/02/2021	craig.duncan@affluencegroup.com.au	2/07/2018	Fee	Accounted	5.00	Dr
17/02/2021	craig.duncan@affluencegroup.com.au	2/07/2018	Quicksuper	Accounted	110.54	Cr
17/02/2021	Evidence Match	10/07/2018	to etrade	Accounted	500.00	Cr
17/02/2021	craig.duncan@affluencegroup.com.au	10/07/2018	to etrade	Accounted	500.00	Dr
22/03/2021	Evidence Match	12/07/2018	trf	Accounted	5,000.00	Dr
17/02/2021	Evidence Match	12/07/2018	to etrade	Accounted	5,000.00	Cr
17/02/2021	craig.duncan@affluencegroup.com.au	12/07/2018	to etrade	Accounted	5,000.00	Dr
17/02/2021	craig.duncan@affluencegroup.com.au	12/07/2018	trf	Accounted	5,000.00	Cr
22/03/2021	Evidence Match	16/07/2018	trf	Accounted	1,500.00	Dr
17/02/2021	Evidence Match	16/07/2018	ato	Accounted	1,500.00	Cr
17/02/2021	Evidence Match	16/07/2018	Quicksuper	Accounted	110.54	Dr
17/02/2021	craig.duncan@affluencegroup.com.au	16/07/2018	ato	Accounted	1,500.00	Dr
17/02/2021	craig.duncan@affluencegroup.com.au	16/07/2018	Quicksuper	Accounted	110.54	Cr
17/02/2021	craig.duncan@affluencegroup.com.au	16/07/2018	trf	Accounted	1,500.00	Cr

Mitchell Superannuation Fund
General Ledger Audit Trail
For the period from 1 July 2018 to 30 June 2019

Processed Date & User	Date	Description	State	Amount
-----------------------	------	-------------	-------	--------

Liabilities

Fund Suspense - Westpac Cash Management Account - 1300

17/02/2021	craig.duncan@affluencegroup.com.au	30/07/2018	Quicksuper	Accounted	104.43	Cr
17/02/2021	Evidence Match	30/07/2018	Quicksuper	Accounted	104.43	Dr
17/02/2021	Evidence Match	1/08/2018	Fee	Accounted	5.00	Cr
17/02/2021	craig.duncan@affluencegroup.com.au	1/08/2018	Fee	Accounted	5.00	Dr
17/02/2021	Evidence Match	8/08/2018	ANZ share inv	Accounted	10,500.00	Dr
17/02/2021	craig.duncan@affluencegroup.com.au	8/08/2018	ANZ share inv	Accounted	10,500.00	Cr
19/02/2021	Evidence Match	9/08/2018	msf to viridian	Accounted	10,000.00	Cr
17/02/2021	craig.duncan@affluencegroup.com.au	9/08/2018	msf to viridian	Accounted	10,000.00	Dr
17/02/2021	craig.duncan@affluencegroup.com.au	13/08/2018	Quicksuper	Accounted	104.43	Cr
17/02/2021	Evidence Match	13/08/2018	Quicksuper	Accounted	104.43	Dr
17/02/2021	craig.duncan@affluencegroup.com.au	27/08/2018	Quicksuper	Accounted	104.43	Cr
17/02/2021	Evidence Match	27/08/2018	Quicksuper	Accounted	104.43	Dr
17/02/2021	Evidence Match	3/09/2018	Fee	Accounted	2.00	Dr
17/02/2021	Evidence Match	3/09/2018	Fee	Accounted	2.00	Cr
17/02/2021	craig.duncan@affluencegroup.com.au	3/09/2018	Fee	Accounted	2.00	Dr
17/02/2021	craig.duncan@affluencegroup.com.au	3/09/2018	Fee	Accounted	2.00	Cr
17/02/2021	Evidence Match	7/09/2018	to etrade	Accounted	900.00	Cr
17/02/2021	craig.duncan@affluencegroup.com.au	7/09/2018	to etrade	Accounted	900.00	Dr
17/02/2021	Evidence Match	10/09/2018	Quicksuper	Accounted	86.64	Dr
17/02/2021	craig.duncan@affluencegroup.com.au	10/09/2018	Quicksuper	Accounted	86.64	Cr
17/02/2021	craig.duncan@affluencegroup.com.au	24/09/2018	Quicksuper	Accounted	113.32	Cr
17/02/2021	Evidence Match	24/09/2018	Quicksuper	Accounted	113.32	Dr
17/02/2021	Evidence Match	1/10/2018	Fee	Accounted	1.50	Cr
17/02/2021	craig.duncan@affluencegroup.com.au	1/10/2018	Fee	Accounted	1.50	Dr
17/02/2021	Evidence Match	8/10/2018	Quicksuper	Accounted	18.89	Dr
17/02/2021	craig.duncan@affluencegroup.com.au	8/10/2018	Quicksuper	Accounted	18.89	Cr
17/02/2021	Evidence Match	15/10/2018	cmc markets	Accounted	18,000.00	Dr
17/02/2021	craig.duncan@affluencegroup.com.au	15/10/2018	cmc markets	Accounted	18,000.00	Cr
17/02/2021	craig.duncan@affluencegroup.com.au	16/10/2018	trf of cash	Accounted	5,000.00	Dr
17/02/2021	craig.duncan@affluencegroup.com.au	16/10/2018	msf to halifax cfd	Accounted	5,000.00	Dr
19/02/2021	Evidence Match	16/10/2018	trf of cash	Accounted	5,000.00	Cr
19/02/2021	Evidence Match	16/10/2018	msf to halifax cfd	Accounted	5,000.00	Cr
19/02/2021	Evidence Match	22/10/2018	msf to mjm	Accounted	5,000.00	Cr
17/02/2021	Evidence Match	22/10/2018	Quicksuper	Accounted	103.86	Dr
17/02/2021	craig.duncan@affluencegroup.com.au	22/10/2018	msf to mjm	Accounted	5,000.00	Dr
17/02/2021	craig.duncan@affluencegroup.com.au	22/10/2018	Quicksuper	Accounted	103.86	Cr
17/02/2021	Evidence Match	31/10/2018	Interest	Accounted	0.02	Dr

Mitchell Superannuation Fund
General Ledger Audit Trail
For the period from 1 July 2018 to 30 June 2019

Processed Date & User	Date	Description	State	Amount	
Liabilities					
Fund Suspense - Westpac Cash Management Account - 1300					
17/02/2021	craig.duncan@affluencegroup.com.au	31/10/2018	Interest	Accounted	0.02 Cr
17/02/2021	Evidence Match	1/11/2018	Fee	Accounted	3.00 Cr
17/02/2021	craig.duncan@affluencegroup.com.au	1/11/2018	Fee	Accounted	3.00 Dr
17/02/2021	craig.duncan@affluencegroup.com.au	5/11/2018	Quicksuper	Accounted	95.53 Cr
17/02/2021	Evidence Match	5/11/2018	Quicksuper	Accounted	95.53 Dr
17/02/2021	Evidence Match	20/11/2018	Quicksuper	Accounted	104.43 Dr
17/02/2021	craig.duncan@affluencegroup.com.au	20/11/2018	Quicksuper	Accounted	104.43 Cr
19/02/2021	Evidence Match	21/11/2018	trf Wpac bus	Accounted	3,000.00 Cr
17/02/2021	craig.duncan@affluencegroup.com.au	21/11/2018	trf Wpac bus	Accounted	3,000.00 Dr
17/02/2021	Evidence Match	30/11/2018	Interest	Accounted	0.02 Dr
17/02/2021	craig.duncan@affluencegroup.com.au	30/11/2018	Interest	Accounted	0.02 Cr
22/03/2021	Evidence Match	3/12/2018	trf Wpac	Accounted	3,000.00 Dr
19/02/2021	Evidence Match	3/12/2018	msf to m mitchell	Accounted	3,300.00 Cr
17/02/2021	Evidence Match	3/12/2018	Fee	Accounted	1.50 Cr
17/02/2021	Evidence Match	3/12/2018	Quicksuper	Accounted	113.32 Dr
17/02/2021	craig.duncan@affluencegroup.com.au	3/12/2018	msf to m mitchell	Accounted	3,300.00 Dr
17/02/2021	craig.duncan@affluencegroup.com.au	3/12/2018	Fee	Accounted	1.50 Dr
17/02/2021	craig.duncan@affluencegroup.com.au	3/12/2018	Quicksuper	Accounted	113.32 Cr
17/02/2021	craig.duncan@affluencegroup.com.au	3/12/2018	trf Wpac	Accounted	3,000.00 Cr
17/02/2021	Evidence Match	17/12/2018	Quicksuper	Accounted	113.32 Dr
17/02/2021	craig.duncan@affluencegroup.com.au	17/12/2018	Quicksuper	Accounted	113.32 Cr
17/02/2021	craig.duncan@affluencegroup.com.au	24/12/2018	cmc markets	Accounted	7,200.00 Cr
17/02/2021	craig.duncan@affluencegroup.com.au	24/12/2018	Quicksuper	Accounted	188.87 Cr
17/02/2021	Evidence Match	24/12/2018	cmc markets	Accounted	7,200.00 Dr
17/02/2021	Evidence Match	24/12/2018	Quicksuper	Accounted	188.87 Dr
19/02/2021	Evidence Match	27/12/2018	pmt michael	Accounted	7,800.00 Cr
17/02/2021	craig.duncan@affluencegroup.com.au	27/12/2018	pmt michael	Accounted	7,800.00 Dr
17/02/2021	Evidence Match	2/01/2019	Fee	Accounted	3.50 Cr
17/02/2021	craig.duncan@affluencegroup.com.au	2/01/2019	Fee	Accounted	3.50 Dr
17/02/2021	Evidence Match	14/01/2019	Quicksuper	Accounted	188.87 Dr
17/02/2021	craig.duncan@affluencegroup.com.au	14/01/2019	Quicksuper	Accounted	188.87 Cr
17/02/2021	craig.duncan@affluencegroup.com.au	29/01/2019	Quicksuper	Accounted	40.98 Cr
17/02/2021	Evidence Match	29/01/2019	Quicksuper	Accounted	40.98 Dr
17/02/2021	Evidence Match	1/02/2019	Fee	Accounted	1.00 Cr
17/02/2021	craig.duncan@affluencegroup.com.au	1/02/2019	Fee	Accounted	1.00 Dr
17/02/2021	Evidence Match	25/02/2019	cmc markets	Accounted	2,000.00 Dr
17/02/2021	craig.duncan@affluencegroup.com.au	25/02/2019	cmc markets	Accounted	2,000.00 Cr

Mitchell Superannuation Fund
General Ledger Audit Trail
For the period from 1 July 2018 to 30 June 2019

Processed Date & User	Date	Description	State	Amount
-----------------------	------	-------------	-------	--------

Liabilities

Fund Suspense - Westpac Cash Management Account - 1300

18/02/2021	Evidence Match	26/02/2019	bpay cis - lck ent no 00532015	Accounted	2,216.04	Cr
17/02/2021	craig.duncan@affluencegroup.com.au	26/02/2019	bpay cis - lck ent no 00532015	Accounted	2,216.04	Dr
17/02/2021	craig.duncan@affluencegroup.com.au	1/03/2019	Fee	Accounted	1.00	Dr
17/02/2021	Evidence Match	1/03/2019	Fee	Accounted	1.00	Cr
17/02/2021	craig.duncan@affluencegroup.com.au	4/03/2019	cmc markets	Accounted	3,000.00	Cr
17/02/2021	Evidence Match	4/03/2019	cmc markets	Accounted	3,000.00	Dr
19/02/2021	Evidence Match	5/03/2019	trf to mm cba	Accounted	3,000.00	Cr
17/02/2021	craig.duncan@affluencegroup.com.au	5/03/2019	trf to mm cba	Accounted	3,000.00	Dr
17/02/2021	Evidence Match	12/03/2019	Quicksuper	Accounted	98.93	Dr
17/02/2021	craig.duncan@affluencegroup.com.au	12/03/2019	Quicksuper	Accounted	98.93	Cr
18/02/2021	Evidence Match	18/03/2019	msf to anz invest	Accounted	240.00	Cr
17/02/2021	craig.duncan@affluencegroup.com.au	18/03/2019	msf to anz invest	Accounted	240.00	Dr
17/02/2021	Evidence Match	26/03/2019	Quicksuper	Accounted	97.20	Dr
17/02/2021	craig.duncan@affluencegroup.com.au	26/03/2019	Quicksuper	Accounted	97.20	Cr
22/03/2021	Evidence Match	27/03/2019	trf wpac bus one	Accounted	10,000.00	Dr
19/02/2021	Evidence Match	27/03/2019	msf to Mike	Accounted	5,000.00	Cr
18/02/2021	Evidence Match	27/03/2019	msf to anz	Accounted	5,000.00	Cr
17/02/2021	craig.duncan@affluencegroup.com.au	27/03/2019	msf to anz	Accounted	5,000.00	Dr
17/02/2021	craig.duncan@affluencegroup.com.au	27/03/2019	msf to Mike	Accounted	5,000.00	Dr
17/02/2021	craig.duncan@affluencegroup.com.au	27/03/2019	trf wpac bus one	Accounted	10,000.00	Cr
17/02/2021	craig.duncan@affluencegroup.com.au	29/03/2019	cmc markets	Accounted	5,000.00	Cr
17/02/2021	craig.duncan@affluencegroup.com.au	29/03/2019	msf to mm	Accounted	5,000.00	Dr
17/02/2021	Evidence Match	29/03/2019	cmc markets	Accounted	5,000.00	Dr
19/02/2021	Evidence Match	29/03/2019	msf to mm	Accounted	5,000.00	Cr
22/03/2021	Evidence Match	1/04/2019	trf wpac bus one	Accounted	10,000.00	Dr
19/02/2021	Evidence Match	1/04/2019	msf to mm	Accounted	10,000.00	Cr
17/02/2021	Evidence Match	1/04/2019	Fee	Accounted	5.00	Cr
17/02/2021	craig.duncan@affluencegroup.com.au	1/04/2019	msf to mm	Accounted	10,000.00	Dr
17/02/2021	craig.duncan@affluencegroup.com.au	1/04/2019	Fee	Accounted	5.00	Dr
17/02/2021	craig.duncan@affluencegroup.com.au	1/04/2019	trf wpac bus one	Accounted	10,000.00	Cr
17/02/2021	craig.duncan@affluencegroup.com.au	3/04/2019	cmc markets	Accounted	20,000.00	Cr
17/02/2021	Evidence Match	3/04/2019	cmc markets	Accounted	20,000.00	Dr
19/02/2021	Evidence Match	4/04/2019	msf to mm	Accounted	10,000.00	Cr
17/02/2021	craig.duncan@affluencegroup.com.au	4/04/2019	msf to mm	Accounted	10,000.00	Dr
19/02/2021	Evidence Match	5/04/2019	msf to mm	Accounted	10,000.00	Cr
17/02/2021	craig.duncan@affluencegroup.com.au	5/04/2019	msf to mm	Accounted	10,000.00	Dr
17/02/2021	Evidence Match	8/04/2019	Quicksuper	Accounted	55.54	Dr

Mitchell Superannuation Fund
General Ledger Audit Trail
For the period from 1 July 2018 to 30 June 2019

Processed Date & User	Date	Description	State	Amount
-----------------------	------	-------------	-------	--------

Liabilities

Fund Suspense - Westpac Cash Management Account - 1300

17/02/2021	craig.duncan@affluencegroup.com.au	8/04/2019	Quicksuper	Accounted	55.54	Cr
17/02/2021	craig.duncan@affluencegroup.com.au	12/04/2019	trf wpac bus one	Accounted	10,000.00	Cr
17/02/2021	craig.duncan@affluencegroup.com.au	12/04/2019	msf to mm	Accounted	10,000.00	Dr
22/03/2021	Evidence Match	12/04/2019	trf wpac bus one	Accounted	10,000.00	Dr
6/04/2021	Evidence Match	12/04/2019	msf to mm	Accounted	10,000.00	Cr
17/02/2021	Evidence Match	1/05/2019	Fee	Accounted	4.00	Cr
17/02/2021	craig.duncan@affluencegroup.com.au	1/05/2019	Fee	Accounted	4.00	Dr
17/02/2021	Evidence Match	20/05/2019	Quicksuper	Accounted	27.77	Dr
17/02/2021	craig.duncan@affluencegroup.com.au	20/05/2019	Quicksuper	Accounted	27.77	Cr
17/02/2021	Evidence Match	29/05/2019	Interest	Accounted	2.21	Dr
17/02/2021	craig.duncan@affluencegroup.com.au	29/05/2019	Interest	Accounted	2.21	Cr
17/02/2021	Evidence Match	3/06/2019	Fee	Accounted	1.00	Cr
17/02/2021	Evidence Match	3/06/2019	Quicksuper	Accounted	41.66	Dr
17/02/2021	craig.duncan@affluencegroup.com.au	3/06/2019	Fee	Accounted	1.00	Dr
17/02/2021	craig.duncan@affluencegroup.com.au	3/06/2019	Quicksuper	Accounted	41.66	Cr
22/03/2021	Evidence Match	14/06/2019	trf wpac bus one	Accounted	2,500.00	Dr
17/02/2021	Evidence Match	14/06/2019	ato	Accounted	2,351.22	Cr
17/02/2021	craig.duncan@affluencegroup.com.au	14/06/2019	ato	Accounted	2,351.22	Dr
17/02/2021	craig.duncan@affluencegroup.com.au	14/06/2019	trf wpac bus one	Accounted	2,500.00	Cr
17/02/2021	Evidence Match	28/06/2019	ato	Accounted	409.00	Dr
17/02/2021	Evidence Match	28/06/2019	ato	Accounted	159.09	Dr
17/02/2021	craig.duncan@affluencegroup.com.au	28/06/2019	ato	Accounted	568.09	Cr

Income Tax Payable - Franking Credits - Shares in Listed Companies - CSR Limited

12/05/2019	pasandi@armstrongadvisory.com.au	1/07/2018	Fund Tax Finalisation	Accounted	278.57	Cr
------------	----------------------------------	-----------	-----------------------	-----------	--------	----

Income Tax Payable - Franking Credits - Shares in Listed Companies - Domino's Pizza Enterprises Limited

12/05/2019	pasandi@armstrongadvisory.com.au	1/07/2018	Fund Tax Finalisation	Accounted	48.11	Cr
------------	----------------------------------	-----------	-----------------------	-----------	-------	----

Income Tax Payable - Income Tax Instalments Paid

12/05/2019	pasandi@armstrongadvisory.com.au	1/07/2018	Fund Tax Finalisation	Accounted	4,500.00	Cr
------------	----------------------------------	-----------	-----------------------	-----------	----------	----

Income Tax Payable - Income Tax Payable

12/05/2019	pasandi@armstrongadvisory.com.au	1/07/2018	Fund Tax Finalisation	Accounted	2,092.22	Cr
17/02/2021	craig.duncan@affluencegroup.com.au	16/07/2018	ato	Accounted	1,500.00	Dr
17/02/2021	craig.duncan@affluencegroup.com.au	14/06/2019	ato	Accounted	2,092.22	Dr

Income Tax Payable - Provision for Income Tax

12/05/2019	pasandi@armstrongadvisory.com.au	1/07/2018	Fund Tax Finalisation	Accounted	6,951.90	Dr
------------	----------------------------------	-----------	-----------------------	-----------	----------	----

Mitchell Superannuation Fund
General Ledger Audit Trail
For the period from 1 July 2018 to 30 June 2019

Processed Date & User	Date	Description	State	Amount
-----------------------	------	-------------	-------	--------

Liabilities

Income Tax Payable · Provision for Income Tax

22/03/2021	pasandi@armstrongadvisory.com.au	1/04/2019	Tax Effect Of Income	Accounted	4,708.05	Cr
6/04/2021	pasandi@armstrongadvisory.com.au	30/06/2019	Tax Effect Of Income	Accounted	1,855.50	Cr

Income Tax Payable · Withholding Credits · Cash At Bank · ANZ Cash Investment Account

12/05/2019	pasandi@armstrongadvisory.com.au	1/07/2018	Fund Tax Finalisation	Accounted	33.00	Cr
------------	----------------------------------	-----------	-----------------------	-----------	-------	----

Income Tax Suspense

17/02/2021	craig.duncan@affluencegroup.com.au	16/07/2018	ato	Accounted	1,500.00	Cr
17/02/2021	Evidence Match	16/07/2018	ato	Accounted	1,500.00	Dr
17/02/2021	craig.duncan@affluencegroup.com.au	14/06/2019	ato	Accounted	2,351.22	Cr
17/02/2021	Evidence Match	14/06/2019	ato	Accounted	2,351.22	Dr

Member Payments · Pensions Paid · Mr Michael Mitchell · Account Based Pension 1

19/02/2021	Evidence Match	9/08/2018	Pension Drawdown - Paid	Accounted	10,000.00	Dr
19/02/2021	craig.duncan@affluencegroup.com.au	9/08/2018	Pension Drawdown - Net	Accounted	10,000.00	Cr
19/02/2021	Evidence Match	16/10/2018	Pension Drawdown - Paid	Accounted	5,000.00	Dr
19/02/2021	Evidence Match	16/10/2018	Pension Drawdown - Paid	Accounted	5,000.00	Dr
19/02/2021	craig.duncan@affluencegroup.com.au	16/10/2018	Pension Drawdown - Net	Accounted	5,000.00	Cr
19/02/2021	craig.duncan@affluencegroup.com.au	16/10/2018	Pension Drawdown - Net	Accounted	5,000.00	Cr
19/02/2021	Evidence Match	22/10/2018	Pension Drawdown - Paid	Accounted	5,000.00	Dr
19/02/2021	craig.duncan@affluencegroup.com.au	22/10/2018	Pension Drawdown - Net	Accounted	5,000.00	Cr
19/02/2021	Evidence Match	21/11/2018	Pension Drawdown - Paid	Accounted	3,000.00	Dr
19/02/2021	craig.duncan@affluencegroup.com.au	21/11/2018	Pension Drawdown - Net	Accounted	3,000.00	Cr
19/02/2021	Evidence Match	3/12/2018	Pension Drawdown - Paid	Accounted	3,300.00	Dr
19/02/2021	craig.duncan@affluencegroup.com.au	3/12/2018	Pension Drawdown - Net	Accounted	3,300.00	Cr
19/02/2021	craig.duncan@affluencegroup.com.au	27/12/2018	Pension Drawdown - Net	Accounted	7,800.00	Cr
19/02/2021	Evidence Match	27/12/2018	Pension Drawdown - Paid	Accounted	7,800.00	Dr
19/02/2021	Evidence Match	5/03/2019	Pension Drawdown - Paid	Accounted	3,000.00	Dr
19/02/2021	craig.duncan@affluencegroup.com.au	5/03/2019	Pension Drawdown - Net	Accounted	3,000.00	Cr
19/02/2021	Evidence Match	27/03/2019	Pension Drawdown - Paid	Accounted	5,000.00	Dr
19/02/2021	craig.duncan@affluencegroup.com.au	27/03/2019	Pension Drawdown - Net	Accounted	5,000.00	Cr
19/02/2021	Evidence Match	29/03/2019	Pension Drawdown - Paid	Accounted	5,000.00	Dr
19/02/2021	craig.duncan@affluencegroup.com.au	29/03/2019	Pension Drawdown - Net	Accounted	5,000.00	Cr
19/02/2021	Evidence Match	1/04/2019	Pension Drawdown - Paid	Accounted	10,000.00	Dr
19/02/2021	craig.duncan@affluencegroup.com.au	1/04/2019	Pension Drawdown - Net	Accounted	10,000.00	Cr
19/02/2021	Evidence Match	4/04/2019	Pension Drawdown - Paid	Accounted	10,000.00	Dr
19/02/2021	craig.duncan@affluencegroup.com.au	4/04/2019	Pension Drawdown - Net	Accounted	10,000.00	Cr
19/02/2021	Evidence Match	5/04/2019	Pension Drawdown - Paid	Accounted	10,000.00	Dr
19/02/2021	craig.duncan@affluencegroup.com.au	5/04/2019	Pension Drawdown - Net	Accounted	10,000.00	Cr

Mitchell Superannuation Fund
General Ledger Audit Trail
For the period from 1 July 2018 to 30 June 2019

Processed Date & User	Date	Description	State	Amount
-----------------------	------	-------------	-------	--------

Liabilities

Member Payments · Pensions Paid · Mr Michael Mitchell · Account Based Pension 1

6/04/2021	Evidence Match	12/04/2019	Pension Drawdown - Paid	Accounted	9,750.00	Dr
19/02/2021	pasandi@armstrongadvisory.com.au	12/04/2019	Pension Drawdown - Net	Accounted	9,750.00	Cr

Member Payments · Pensions Paid · Mr Michael Mitchell · Account Based Pension 2

6/04/2021	Evidence Match	12/04/2019	Pension Drawdown - Paid	Accounted	250.00	Dr
19/02/2021	pasandi@armstrongadvisory.com.au	12/04/2019	Pension Drawdown - Net	Accounted	250.00	Cr

Other Creditors and Accruals · Bank Fees · Cash At Bank · Westpac Cash Management Account - 1300

17/02/2021	Evidence Match	2/07/2018	Fee	Accounted	5.00	Dr
17/02/2021	Transaction Rules	2/07/2018	Fee	Accounted	5.00	Cr
17/02/2021	Evidence Match	1/08/2018	Fee	Accounted	5.00	Dr
17/02/2021	Transaction Rules	1/08/2018	Fee	Accounted	5.00	Cr
17/02/2021	Evidence Match	3/09/2018	Fee	Accounted	2.00	Dr
17/02/2021	Transaction Rules	3/09/2018	Fee	Accounted	2.00	Cr
17/02/2021	Evidence Match	1/10/2018	Fee	Accounted	1.50	Dr
17/02/2021	Transaction Rules	1/10/2018	Fee	Accounted	1.50	Cr
17/02/2021	Evidence Match	1/11/2018	Fee	Accounted	3.00	Dr
17/02/2021	Transaction Rules	1/11/2018	Fee	Accounted	3.00	Cr
17/02/2021	Transaction Rules	3/12/2018	Fee	Accounted	1.50	Cr
17/02/2021	Evidence Match	3/12/2018	Fee	Accounted	1.50	Dr
17/02/2021	Evidence Match	2/01/2019	Fee	Accounted	3.50	Dr
17/02/2021	Transaction Rules	2/01/2019	Fee	Accounted	3.50	Cr
17/02/2021	Evidence Match	1/02/2019	Fee	Accounted	1.00	Dr
17/02/2021	Transaction Rules	1/02/2019	Fee	Accounted	1.00	Cr
17/02/2021	Evidence Match	1/03/2019	Fee	Accounted	1.00	Dr
17/02/2021	Transaction Rules	1/03/2019	Fee	Accounted	1.00	Cr
17/02/2021	Evidence Match	1/04/2019	Fee	Accounted	5.00	Dr
17/02/2021	Transaction Rules	1/04/2019	Fee	Accounted	5.00	Cr
17/02/2021	Evidence Match	1/05/2019	Fee	Accounted	4.00	Dr
17/02/2021	Transaction Rules	1/05/2019	Fee	Accounted	4.00	Cr
17/02/2021	Evidence Match	3/06/2019	Fee	Accounted	1.00	Dr
17/02/2021	Transaction Rules	3/06/2019	Fee	Accounted	1.00	Cr

Member Entitlements

Member Entitlement Accounts · Mr Michael Mitchell · Account Based Pension 1

19/02/2021	craig.duncan@affluencegroup.com.au	1/07/2018	Pension Establishment Post 07	Accounted	192,274.08	Cr
19/02/2021	craig.duncan@affluencegroup.com.au	1/07/2018	Member Account Transfer	Accounted	9,629.64	Cr
19/02/2021	craig.duncan@affluencegroup.com.au	9/08/2018	Pension Drawdown - Gross	Accounted	10,000.00	Dr
19/02/2021	craig.duncan@affluencegroup.com.au	16/10/2018	Pension Drawdown - Gross	Accounted	5,000.00	Dr
19/02/2021	craig.duncan@affluencegroup.com.au	16/10/2018	Pension Drawdown - Gross	Accounted	5,000.00	Dr
19/02/2021	craig.duncan@affluencegroup.com.au	22/10/2018	Pension Drawdown - Gross	Accounted	5,000.00	Dr
19/02/2021	craig.duncan@affluencegroup.com.au	21/11/2018	Pension Drawdown - Gross	Accounted	3,000.00	Dr

Mitchell Superannuation Fund
General Ledger Audit Trail
For the period from 1 July 2018 to 30 June 2019

Processed Date & User	Date	Description	State	Amount
-----------------------	------	-------------	-------	--------

Member Entitlements

Member Entitlement Accounts · Mr Michael Mitchell · Account Based Pension 1

19/02/2021	craig.duncan@affluencegroup.com.au	3/12/2018	Pension Drawdown - Gross	Accounted	3,300.00	Dr
19/02/2021	craig.duncan@affluencegroup.com.au	27/12/2018	Pension Drawdown - Gross	Accounted	7,800.00	Dr
19/02/2021	craig.duncan@affluencegroup.com.au	5/03/2019	Pension Drawdown - Gross	Accounted	3,000.00	Dr
19/02/2021	craig.duncan@affluencegroup.com.au	27/03/2019	Pension Drawdown - Gross	Accounted	5,000.00	Dr
19/02/2021	craig.duncan@affluencegroup.com.au	29/03/2019	Pension Drawdown - Gross	Accounted	5,000.00	Dr
22/03/2021	pasandi@armstrongadvisory.com.au	1/04/2019	Investment Profit or Loss	Accounted	40,841.45	Dr
19/02/2021	craig.duncan@affluencegroup.com.au	1/04/2019	Pension Drawdown - Gross	Accounted	10,000.00	Dr
19/02/2021	craig.duncan@affluencegroup.com.au	4/04/2019	Pension Drawdown - Gross	Accounted	10,000.00	Dr
19/02/2021	craig.duncan@affluencegroup.com.au	5/04/2019	Pension Drawdown - Gross	Accounted	10,000.00	Dr
19/02/2021	pasandi@armstrongadvisory.com.au	12/04/2019	Pension Drawdown - Gross	Accounted	9,750.00	Dr
6/04/2021	pasandi@armstrongadvisory.com.au	30/06/2019	Investment Profit or Loss	Accounted	12,817.68	Dr

Member Entitlement Accounts · Mr Michael Mitchell · Account Based Pension 2

22/03/2021	pasandi@armstrongadvisory.com.au	2/04/2019	Pension Establishment Post 07	Accounted	20,091.25	Cr
19/02/2021	pasandi@armstrongadvisory.com.au	12/04/2019	Pension Drawdown - Gross	Accounted	250.00	Dr
6/04/2021	pasandi@armstrongadvisory.com.au	30/06/2019	Investment Profit or Loss	Accounted	3,594.48	Dr

Member Entitlement Accounts · Mr Michael Mitchell · Accumulation

19/02/2021	craig.duncan@affluencegroup.com.au	1/07/2018	Pension Establishment Post 07	Accounted	192,274.08	Dr
19/02/2021	pasandi@armstrongadvisory.com.au	12/07/2018	trf	Accounted	5,000.00	Cr
19/02/2021	pasandi@armstrongadvisory.com.au	27/03/2019	trf wpac bus one	Accounted	10,000.00	Cr
22/03/2021	pasandi@armstrongadvisory.com.au	1/04/2019	Income Taxes Allocated	Accounted	0.07	Cr
22/03/2021	pasandi@armstrongadvisory.com.au	1/04/2019	Investment Profit or Loss	Accounted	1,158.82	Dr
22/03/2021	pasandi@armstrongadvisory.com.au	1/04/2019	Contribution Tax	Accounted	3,750.00	Dr
19/02/2021	pasandi@armstrongadvisory.com.au	1/04/2019	trf wpac bus one	Accounted	10,000.00	Cr
22/03/2021	pasandi@armstrongadvisory.com.au	2/04/2019	Pension Establishment Post 07	Accounted	20,091.25	Dr

Member Entitlement Accounts · Mr Michael Mitchell · TRIS

19/02/2021	craig.duncan@affluencegroup.com.au	1/07/2018	Member Account Transfer	Accounted	9,629.64	Dr
------------	------------------------------------	-----------	-------------------------	-----------	----------	----

Member Entitlement Accounts · Mrs Beverley Mitchell · Accumulation

17/02/2021	Transaction Rules	2/07/2018	Quicksuper	Accounted	110.54	Cr
19/02/2021	pasandi@armstrongadvisory.com.au	16/07/2018	trf	Accounted	1,500.00	Cr
17/02/2021	Transaction Rules	16/07/2018	Quicksuper	Accounted	110.54	Cr
17/02/2021	Transaction Rules	30/07/2018	Quicksuper	Accounted	104.43	Cr
17/02/2021	Transaction Rules	13/08/2018	Quicksuper	Accounted	104.43	Cr

Mitchell Superannuation Fund
General Ledger Audit Trail
For the period from 1 July 2018 to 30 June 2019

Processed Date & User	Date	Description	State	Amount
-----------------------	------	-------------	-------	--------

Member Entitlements

Member Entitlement Accounts · Mrs Beverley Mitchell · Accumulation

17/02/2021	Transaction Rules	27/08/2018	Quicksuper	Accounted	104.43	Cr
17/02/2021	Transaction Rules	10/09/2018	Quicksuper	Accounted	86.64	Cr
17/02/2021	Transaction Rules	24/09/2018	Quicksuper	Accounted	113.32	Cr
17/02/2021	Transaction Rules	8/10/2018	Quicksuper	Accounted	18.89	Cr
17/02/2021	Transaction Rules	22/10/2018	Quicksuper	Accounted	103.86	Cr
17/02/2021	Transaction Rules	5/11/2018	Quicksuper	Accounted	95.53	Cr
17/02/2021	Transaction Rules	20/11/2018	Quicksuper	Accounted	104.43	Cr
19/02/2021	pasandi@armstrongadvisory.com.au	3/12/2018	trf Wpac	Accounted	3,000.00	Cr
17/02/2021	Transaction Rules	3/12/2018	Quicksuper	Accounted	113.32	Cr
17/02/2021	Transaction Rules	17/12/2018	Quicksuper	Accounted	113.32	Cr
17/02/2021	Transaction Rules	24/12/2018	Quicksuper	Accounted	188.87	Cr
17/02/2021	Transaction Rules	14/01/2019	Quicksuper	Accounted	188.87	Cr
17/02/2021	Transaction Rules	29/01/2019	Quicksuper	Accounted	40.98	Cr
17/02/2021	Transaction Rules	12/03/2019	Quicksuper	Accounted	98.93	Cr
17/02/2021	Transaction Rules	26/03/2019	Quicksuper	Accounted	97.20	Cr
22/03/2021	pasandi@armstrongadvisory.com.au	1/04/2019	Income Taxes Allocated	Accounted	1.66	Cr
22/03/2021	pasandi@armstrongadvisory.com.au	1/04/2019	Investment Profit or Loss	Accounted	25,190.35	Dr
22/03/2021	pasandi@armstrongadvisory.com.au	1/04/2019	Contribution Tax	Accounted	959.78	Dr
17/02/2021	Transaction Rules	8/04/2019	Quicksuper	Accounted	55.54	Cr
19/02/2021	pasandi@armstrongadvisory.com.au	12/04/2019	trf wpac bus one	Accounted	10,000.00	Cr
17/02/2021	Transaction Rules	20/05/2019	Quicksuper	Accounted	27.77	Cr
17/02/2021	Transaction Rules	3/06/2019	Quicksuper	Accounted	41.66	Cr
19/02/2021	pasandi@armstrongadvisory.com.au	14/06/2019	trf wpac bus one	Accounted	2,500.00	Cr
6/04/2021	pasandi@armstrongadvisory.com.au	30/06/2019	Income Taxes Allocated	Accounted	38.25	Cr
6/04/2021	pasandi@armstrongadvisory.com.au	30/06/2019	Investment Profit or Loss	Accounted	17,332.11	Dr
6/04/2021	pasandi@armstrongadvisory.com.au	30/06/2019	Contribution Tax	Accounted	1,893.75	Dr

Mitchell Superannuation Fund
Bank Account Movements
For the period 1 July 2018 to 30 June 2019

Date	Description	Withdrawals	Deposits	Balance
Account: <u>ANZ Cash Investment Account (012-012 439375546)</u>				
1/07/2018	Opening Balance			123.32
10/07/2018	From TDJ Pty Ltd MSF to Etrade Acc		500.00	623.32
12/07/2018	From TDJ Pty Ltd MSF to Etrade Acc		5,000.00	5,623.32
17/07/2018	B GTG	5,274.95		348.37
19/07/2018	S PRL		7,529.38	7,877.75
19/07/2018	B GTG	7,519.95		357.80
31/07/2018	Credit Interest		0.09	357.89
08/08/2018	S MOY		10,330.05	10,687.94
08/08/2018	To ANZ Share Inv Transfer to Nom Ac	10,500.00		187.94
31/08/2018	Credit Interest		0.02	187.96
07/09/2018	From TDJ Pty Ltd MSF to Etrade Acc		900.00	1,087.96
12/09/2018	S GTG		9,975.05	11,063.01
12/09/2018	B LCK	10,878.63		184.38
28/09/2018	Credit Interest		0.03	184.41
12/10/2018	from cmc markets		21.95	206.36
15/10/2018	from cmc markets		18,585.05	18,791.41
15/10/2018	to cmc markets	18,000.00		791.41
31/10/2018	interest		0.04	791.45
30/11/2018	interest		0.07	791.52
19/12/2018	from cmc markets		19.95	811.47
20/12/2018	from cmc markets		4.99	816.46
20/12/2018	from cmc markets		4,454.85	5,271.31
21/12/2018	from cmc markets		1,958.76	7,230.07
24/12/2018	to cmc markets	7,200.00		30.07
31/12/2018	interest		0.12	30.19
25/02/2019	from cmc markets		10,720.05	10,750.24
25/02/2019	to cmc markets	2,000.00		8,750.24
27/02/2019	to cmc markets	8,466.79		283.45
28/02/2019	interest		0.05	283.50
04/03/2019	from cmc markets		28,668.43	28,951.93
04/03/2019	to cmc markets	3,000.00		25,951.93
04/03/2019	to cmc markets	19,821.78		6,130.15
11/03/2019	to cmc markets	6,024.95		105.20
18/03/2019	from msf to anz invest		240.00	345.20
18/03/2019	from cmc markets		12,980.05	13,325.25
18/03/2019	to cmc markets	13,069.95		255.30
27/03/2019	from msf to anz invest		5,000.00	5,255.30
29/03/2019	interest		0.16	5,255.46
29/03/2019	to cmc markets	5,000.00		255.46
01/04/2019	from cmc markets		29,268.72	29,524.18
01/04/2019	from cmc markets		72,744.42	102,268.60
02/04/2019	from cmc markets		31,964.80	134,233.40
03/04/2019	to cmc markets	19,626.95		114,606.45
03/04/2019	to cmc markets	20,000.00		94,606.45
03/04/2019	to cmc markets	33,037.53		61,568.92
05/04/2019	to cmc markets	14,957.20		46,611.72
10/04/2019	to cmc markets	7,019.95		39,591.77
10/04/2019	to cmc markets	7,269.95		32,321.82
10/04/2019	to cmc markets	14,519.95		17,801.87
12/04/2019	to cmc markets	3,619.95		14,181.92
15/04/2019	to cmc markets	10,069.95		4,111.97
16/04/2019	from cmc markets		16,480.05	20,592.02
16/04/2019	from cmc markets		70,222.67	90,814.69
17/04/2019	to cmc markets	16,019.95		74,794.74
17/04/2019	to cmc markets	24,026.40		50,768.34
18/04/2019	to cmc markets	16,519.95		34,248.39
18/04/2019	to cmc markets	16,768.75		17,479.64
24/04/2019	to cmc markets	7,519.95		9,959.69
30/04/2019	interest		8.52	9,968.21

Mitchell Superannuation Fund
Bank Account Movements
For the period 1 July 2018 to 30 June 2019

Date	Description	Withdrawals	Deposits	Balance
Account: <u>ANZ Cash Investment Account (012-012 439375546)</u>				
30/04/2019	to cmc markets	2,222.48		7,745.73
02/05/2019	to cmc markets	4,771.15		2,974.58
06/05/2019	from cmc markets		4,093.85	7,068.43
06/05/2019	from cmc markets		6,417.25	13,485.68
07/05/2019	to cmc markets	13,069.95		415.73
31/05/2019	interest		0.14	415.87
28/06/2019	interest		0.03	415.90
30/06/2019	Closing Balance			415.90
	Transactions : 65	<u>347,797.01</u>	<u>348,089.59</u>	<u>415.90</u>

Account: Westpac Cash Management Account - 1300 (032-294 131300)

1/07/2018	Opening Balance			491.41
02/07/2018	Quicksuper		110.54	601.95
02/07/2018	Fee	5.00		596.95
10/07/2018	to etrade	500.00		96.95
12/07/2018	trf		5,000.00	5,096.95
12/07/2018	to etrade	5,000.00		96.95
16/07/2018	Quicksuper		110.54	207.49
16/07/2018	trf		1,500.00	1,707.49
16/07/2018	ato	1,500.00		207.49
30/07/2018	Quicksuper		104.43	311.92
01/08/2018	Fee	5.00		306.92
08/08/2018	ANZ share inv		10,500.00	10,806.92
09/08/2018	msf to viridian	10,000.00		806.92
13/08/2018	Quicksuper		104.43	911.35
27/08/2018	Quicksuper		104.43	1,015.78
03/09/2018	Fee		2.00	1,017.78
03/09/2018	Fee	2.00		1,015.78
07/09/2018	to etrade	900.00		115.78
10/09/2018	Quicksuper		86.64	202.42
24/09/2018	Quicksuper		113.32	315.74
01/10/2018	Fee	1.50		314.24
08/10/2018	Quicksuper		18.89	333.13
15/10/2018	cmc markets		18,000.00	18,333.13
16/10/2018	msf to halifax cfd	5,000.00		13,333.13
16/10/2018	trf of cash	5,000.00		8,333.13
22/10/2018	Quicksuper		103.86	8,436.99
22/10/2018	msf to mjm	5,000.00		3,436.99
31/10/2018	Interest		0.02	3,437.01
01/11/2018	Fee	3.00		3,434.01
05/11/2018	Quicksuper		95.53	3,529.54
20/11/2018	Quicksuper		104.43	3,633.97
21/11/2018	trf Wpac bus	3,000.00		633.97
30/11/2018	Interest		0.02	633.99
03/12/2018	Quicksuper		113.32	747.31
03/12/2018	trf Wpac		3,000.00	3,747.31
03/12/2018	Fee	1.50		3,745.81
03/12/2018	msf to m mitchell	3,300.00		445.81
17/12/2018	Quicksuper		113.32	559.13
24/12/2018	Quicksuper		188.87	748.00
24/12/2018	cmc markets		7,200.00	7,948.00
27/12/2018	pmt michael	7,800.00		148.00
02/01/2019	Fee	3.50		144.50
14/01/2019	Quicksuper		188.87	333.37
29/01/2019	Quicksuper		40.98	374.35
01/02/2019	Fee	1.00		373.35
25/02/2019	cmc markets		2,000.00	2,373.35
26/02/2019	bpay cis - lck ent no 00532015	2,216.04		157.31
01/03/2019	Fee	1.00		156.31

Mitchell Superannuation Fund
Bank Account Movements
For the period 1 July 2018 to 30 June 2019

Date	Description	Withdrawals	Deposits	Balance
Account: <u>Westpac Cash Management Account - 1300 (032-294 131300)</u>				
04/03/2019	cmc markets		3,000.00	3,156.31
05/03/2019	trf to mm cba	3,000.00		156.31
12/03/2019	Quicksuper		98.93	255.24
18/03/2019	msf to anz invest	240.00		15.24
26/03/2019	Quicksuper		97.20	112.44
27/03/2019	trf wpac bus one		10,000.00	10,112.44
27/03/2019	msf to anz	5,000.00		5,112.44
27/03/2019	msf to Mike	5,000.00		112.44
29/03/2019	cmc markets		5,000.00	5,112.44
29/03/2019	msf to mm	5,000.00		112.44
01/04/2019	trf wpac bus one		10,000.00	10,112.44
01/04/2019	Fee	5.00		10,107.44
01/04/2019	msf to mm	10,000.00		107.44
03/04/2019	cmc markets		20,000.00	20,107.44
04/04/2019	msf to mm	10,000.00		10,107.44
05/04/2019	msf to mm	10,000.00		107.44
08/04/2019	Quicksuper		55.54	162.98
12/04/2019	trf wpac bus one		10,000.00	10,162.98
12/04/2019	msf to mm	10,000.00		162.98
01/05/2019	Fee	4.00		158.98
20/05/2019	Quicksuper		27.77	186.75
29/05/2019	Interest		2.21	188.96
03/06/2019	Quicksuper		41.66	230.62
03/06/2019	Fee	1.00		229.62
14/06/2019	trf wpac bus one		2,500.00	2,729.62
14/06/2019	ato	2,351.22		378.40
28/06/2019	ato		568.09	946.49
30/06/2019	Closing Balance	<u>109,840.76</u>	<u>110,295.84</u>	<u>946.49</u>
	Transactions : 74			

Mitchell Superannuation Fund
Investment Summary as at 30 June 2019

Investment	Units	Average Cost Price	Market Price	Accounting Cost	Market Value	Unrealised Accounting Gain/(Loss)	Accounting Gain/(Loss) (%)	Portfolio Weight (%)
<u>Bank</u>								
ANZ Cash Investment Account				415.90	415.90			0.26%
Westpac Cash Management Account - 1300				946.49	946.49			0.60%
				1,362.39	1,362.39			0.86%
<u>Listed Securities Market</u>								
Aguia Resources Limited (ASX:AGR)	416,315.00000	0.1341	0.1150	55,847.42	47,876.22	(7,971.20)	(14.27)%	30.40%
Australian Mines Limited (ASX:AUZ)	1,070,000.00000	0.0855	0.0210	91,532.88	22,470.00	(69,062.88)	(75.45)%	14.27%
Leigh Creek Energy Limited (ASX:LCK)	195,000.00000	0.3199	0.2600	62,378.60	50,700.00	(11,678.60)	(18.72)%	32.19%
Lepidico Ltd (ASX:LPD)	1,350,000.00000	0.0395	0.0260	53,371.41	35,100.00	(18,271.41)	(34.23)%	22.28%
				263,130.31	156,146.22	(106,984.09)	(40.66)%	99.14%
				264,492.70	157,508.61	(106,984.09)	(40.45)%	100.00%

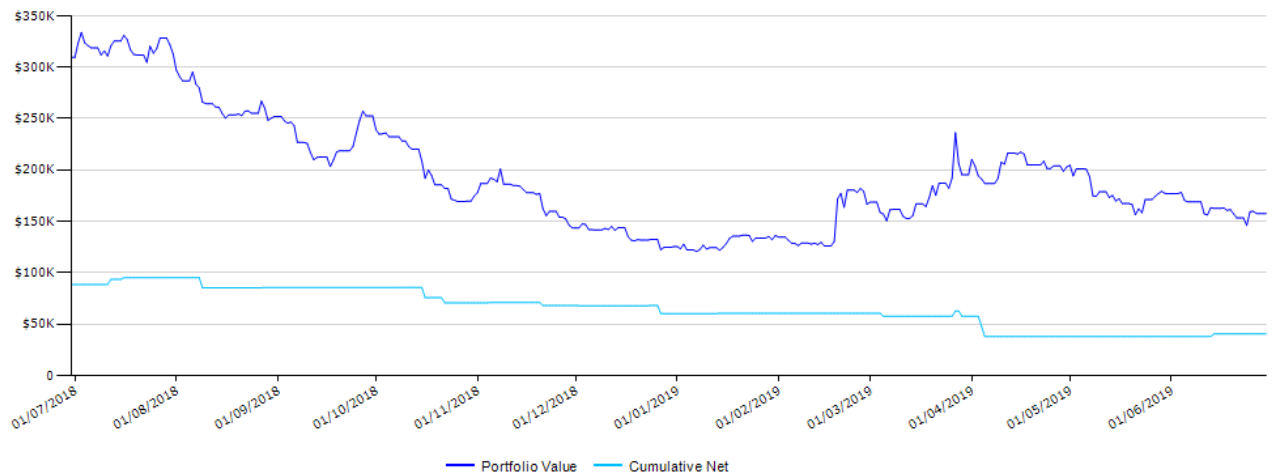
The accounting cost is the original cost base adjusted by any subsequent capital call/improvement or capital return transactions. In many cases, it is not the same as the adjusted or reduced cost base, or the reset cost base resulting from the CGT relief. To view the tax cost base and unrealised gain/(loss) for tax purposes refer to the Unrealised Capital Gains Report or change the report parameter to tax cost base.

Mitchell Superannuation Fund
Investment Movement and Returns Report
For the period from 01 July 2018 to 30 June 2019

Movement in Value

Starting Market Value	309,544.13
Net Withdrawal	(48,076.50)
Realised and Unrealised Gains/Losses	(100,655.91)
Investment Income (excluding credits)	13.52
Portfolio Expenses	(292.50)
Other*	(3,024.13)
Ending Market Value	157,508.61
Movement in Value	(152,035.52)

Portfolio Value versus Cumulative Net Investment



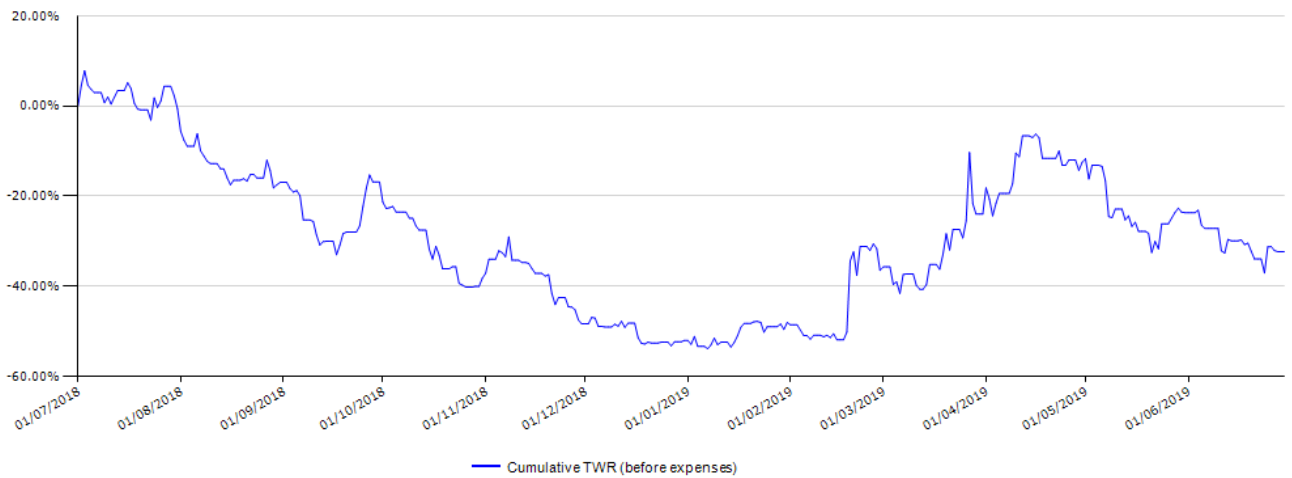
Mitchell Superannuation Fund
Investment Movement and Returns Report
For the period from 01 July 2018 to 30 June 2019

Portfolio Return

Realised and Unrealised Gains/Losses	(100,655.91)
Investment Income (excluding credits)	13.52
Credits	0.00
Total dollar return before expenses	(100,642.39)
Investment Expenses	(33.50)
Total dollar return after expenses	(100,675.89)

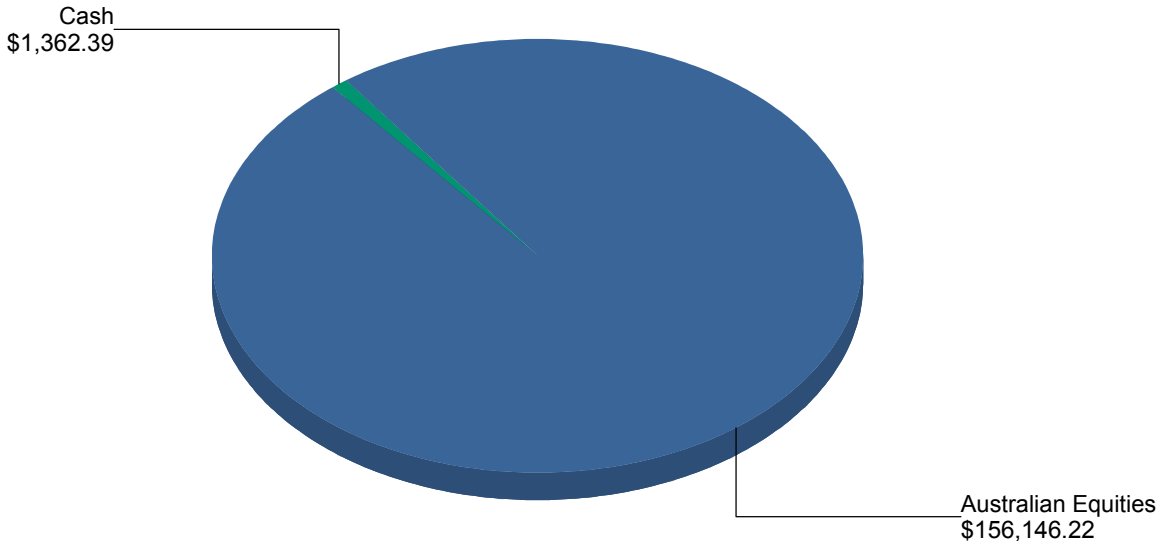
	1 year	3 years	Since 01/07/2017	Since 01/07/2018
Investment return before expenses (TWR)	-32.38%	-	-42.80%	-32.38%

Return Over Time



Mitchell Superannuation Fund
Investment Allocation as at 30 June 2019

Current Asset Allocation



Australian Equities	99.1%
Australian Fixed Interest	0.0%
Cash	0.9%
Direct Property	0.0%
Foreign Cash	0.0%
International Equities	0.0%
International Fixed Interest	0.0%
Listed Property	0.0%
Mortgages	0.0%
Other	0.0%
Unknown	0.0%
Total:	100.0%

Mitchell Superannuation Fund

Investment Allocation as at 30 June 2019

	Australian Equities	Cash	Total (\$)
Agua Resources Limited (ASX:AGR)	47,876.22 100.00%	0.00 0.00%	47,876.22 100.00%
ANZ Cash Investment Account	0.00 0.00%	415.90 100.00%	415.90 100.00%
Australian Mines Limited (ASX:AUZ)	22,470.00 100.00%	0.00 0.00%	22,470.00 100.00%
Leigh Creek Energy Limited (ASX:LCK)	50,700.00 100.00%	0.00 0.00%	50,700.00 100.00%
Lepidico Ltd (ASX:LPD)	35,100.00 100.00%	0.00 0.00%	35,100.00 100.00%
Westpac Cash Management Account - 1300	0.00 0.00%	946.49 100.00%	946.49 100.00%
Total	156,146.22 99.14%	1,362.39 0.86%	157,508.61 100.00%

NOTE: Investment Totals include Unsettled Amounts.

Mitchell Superannuation Fund
Foreign Cash Reconciliation Statement
For the period 1 July 2018 to 30 June 2019

Date	Description	Bank Statement Line Items					Matched Transaction(s)		
		Foreign Withdrawals	Foreign Deposits	Balance	AUD Withdrawals	AUD Deposits	Amount	Matched As	Account Name

Currency:

Bank Account:

Opening Balance

Closing Balance

Mitchell Superannuation Fund
Statement of Taxable Income
For the Period from 1 July 2018 to 30 June 2019

Description	Investment Reference	Date	Tax Return Ref.	Amount
			Section B	
Income				
Net Capital Gain				
Gross Capital Gain - Shares & Units - Listed Shares	As Per Investment Disposals CGT Report	30 Jun 2019	A	71,155.00
Deferred Capital Gain Realised		30 Jun 2019	A	0.00
Less Capital Losses Applied		30 Jun 2019	A	(71,155.00)
Less Discount		30 Jun 2019	A	0.00
Total Net Capital Gain			A	0.00
Total Gross Rent and Other Leasing & Hiring Income			B	0.00
Gross Interest				
Credit Interest	ANZ 5546: ANZ Cash Investment Account	31 Jul 2018	C	0.09
Credit Interest	ANZ 5546: ANZ Cash Investment Account	31 Aug 2018	C	0.02
Credit Interest	ANZ 5546: ANZ Cash Investment Account	28 Sep 2018	C	0.03
interest	ANZ 5546: ANZ Cash Investment Account	31 Oct 2018	C	0.04
interest	ANZ 5546: ANZ Cash Investment Account	30 Nov 2018	C	0.07
interest	ANZ 5546: ANZ Cash Investment Account	31 Dec 2018	C	0.12
interest	ANZ 5546: ANZ Cash Investment Account	28 Feb 2019	C	0.05
interest	ANZ 5546: ANZ Cash Investment Account	29 Mar 2019	C	0.16
interest	ANZ 5546: ANZ Cash Investment Account	30 Apr 2019	C	8.52
interest	ANZ 5546: ANZ Cash Investment Account	31 May 2019	C	0.14
interest	ANZ 5546: ANZ Cash Investment Account	28 Jun 2019	C	0.03
Fee	WBC 1300: Westpac Cash Management Account - 1300	03 Sep 2018	C	2.00
Interest	WBC 1300: Westpac Cash Management Account - 1300	31 Oct 2018	C	0.02
Interest	WBC 1300: Westpac Cash Management Account - 1300	30 Nov 2018	C	0.02
Interest	WBC 1300: Westpac Cash Management Account - 1300	29 May 2019	C	2.21
<i>Less Rounding</i>			C	(0.52)
Total Gross Interest			C	13.00
Total Forestry Managed Investment Scheme Income			X	0.00
Total Net Foreign Income			D	0.00
Total Australian Franking Credits from a New Zealand Company			E	0.00
Total Transfers from Foreign Funds			F	0.00
Total Gross Payments where ABN not quoted			H	0.00
Total Gross Distribution from Partnerships			I	0.00
Total Unfranked Dividend Amount			J	0.00
Total Franked Dividend Amount			K	0.00
Total Dividend Franking Credit			L	0.00
Total Gross Trust Distributions			M	0.00
Assessable Employer Contributions				
trf	1: Michael Mitchell	12 Jul 2018	R1	5,000.00
trf wpac bus one	1: Michael Mitchell	27 Mar 2019	R1	10,000.00
trf wpac bus one	1: Michael Mitchell	01 Apr 2019	R1	10,000.00
Quicksuper	2: Beverley Mitchell	02 Jul 2018	R1	110.54

Mitchell Superannuation Fund
Statement of Taxable Income
For the Period from 1 July 2018 to 30 June 2019

Description	Investment Reference	Date	Tax Return	
			Ref.	Amount
Quicksuper	2: Beverley Mitchell	16 Jul 2018	R1	110.54
trf	2: Beverley Mitchell	16 Jul 2018	R1	1,500.00
Quicksuper	2: Beverley Mitchell	30 Jul 2018	R1	104.43
Quicksuper	2: Beverley Mitchell	13 Aug 2018	R1	104.43
Quicksuper	2: Beverley Mitchell	27 Aug 2018	R1	104.43
Quicksuper	2: Beverley Mitchell	10 Sep 2018	R1	86.64
Quicksuper	2: Beverley Mitchell	24 Sep 2018	R1	113.32
Quicksuper	2: Beverley Mitchell	08 Oct 2018	R1	18.89
Quicksuper	2: Beverley Mitchell	22 Oct 2018	R1	103.86
Quicksuper	2: Beverley Mitchell	05 Nov 2018	R1	95.53
Quicksuper	2: Beverley Mitchell	20 Nov 2018	R1	104.43
Quicksuper	2: Beverley Mitchell	03 Dec 2018	R1	113.32
trf Wpac	2: Beverley Mitchell	03 Dec 2018	R1	3,000.00
Quicksuper	2: Beverley Mitchell	17 Dec 2018	R1	113.32
Quicksuper	2: Beverley Mitchell	24 Dec 2018	R1	188.87
Quicksuper	2: Beverley Mitchell	14 Jan 2019	R1	188.87
Quicksuper	2: Beverley Mitchell	29 Jan 2019	R1	40.98
Quicksuper	2: Beverley Mitchell	12 Mar 2019	R1	98.93
Quicksuper	2: Beverley Mitchell	26 Mar 2019	R1	97.20
Quicksuper	2: Beverley Mitchell	08 Apr 2019	R1	55.54
trf wpac bus one	2: Beverley Mitchell	12 Apr 2019	R1	10,000.00
Quicksuper	2: Beverley Mitchell	20 May 2019	R1	27.77
Quicksuper	2: Beverley Mitchell	03 Jun 2019	R1	41.66
trf wpac bus one	2: Beverley Mitchell	14 Jun 2019	R1	2,500.00
<i>Less Rounding</i>			R1	(0.50)
Total Assessable Employer Contributions			R1	44,023.00
Total Assessable Personal Contributions			R2	0.00
Total No-TFN quoted contributions			R3	0.00
Total Transfer of Liability to life insurance company or PST			R6	0.00
Total Assessable Contributions			R	44,023.00
Total Other Income			S	0.00
Total Assessable Income Due to Changed Tax Status of Fund			T	0.00
Total Net Non-arm's Length Income			U	0.00
Exempt Current Pension Income				
Exempt Current Pension Income	Gross Interest	30 Jun 2019	Y	(7.00)
Total Exempt Current Pension Income			Y	(7.00)
Total Assessable Income				44,029.00
<u>Deductions</u>			<u>Section C</u>	
Total Interest Expenses within Australia			A	0.00
Total Interest Expenses Overseas			B	0.00
Total Capital Works Deductions			D	0.00

Mitchell Superannuation Fund
Statement of Taxable Income
For the Period from 1 July 2018 to 30 June 2019

Description	Investment Reference	Date	Tax Return Ref.	Amount
Total Deduction for Decline in Value of Depreciating Assets			E	0.00
Total Death or Disability Premiums			F	0.00
Total Death Benefit Increase			G	0.00
Total Approved Auditor Fee			H	0.00
Investment Expenses				
Fee	WBC 1300: Westpac Cash Management Account - 1300	02 Jul 2018	I	5.00
Fee	WBC 1300: Westpac Cash Management Account - 1300	01 Aug 2018	I	5.00
Fee	WBC 1300: Westpac Cash Management Account - 1300	03 Sep 2018	I	2.00
Fee	WBC 1300: Westpac Cash Management Account - 1300	01 Oct 2018	I	1.50
Fee	WBC 1300: Westpac Cash Management Account - 1300	01 Nov 2018	I	3.00
Fee	WBC 1300: Westpac Cash Management Account - 1300	03 Dec 2018	I	1.50
Fee	WBC 1300: Westpac Cash Management Account - 1300	02 Jan 2019	I	3.50
Fee	WBC 1300: Westpac Cash Management Account - 1300	01 Feb 2019	I	1.00
Fee	WBC 1300: Westpac Cash Management Account - 1300	01 Mar 2019	I	1.00
Fee	WBC 1300: Westpac Cash Management Account - 1300	01 Apr 2019	I	5.00
Fee	WBC 1300: Westpac Cash Management Account - 1300	01 May 2019	I	4.00
Fee	WBC 1300: Westpac Cash Management Account - 1300	03 Jun 2019	I	1.00
Less Current Pension Deductions			I	(19.62)
<i>Less Rounding</i>			I	(0.88)
Total Investment Expenses			I	13.00
Total Management and Administration Expenses			J	0.00
Total Forestry Managed Investment Scheme Deduction			U	0.00
Other Deductions				
ato		14 Jun 2019	L	259.00
Total Other Deductions			L	259.00
Tax Losses Deducted				
Tax Losses Brought Forward			M	0.00
Less Net Exempt Income			M	0.00
Total Tax Losses Deducted			M	0.00
Total Deductions			N	272.00
Taxable Income or Loss			O	43,757.00

Income Tax Calculation Statement

Section D

Gross Tax

Gross Tax @ 15% for Concessional Income	30 Jun 2019	T1	6,563.55
Gross Tax @ 45% for Net Non-Arm's Length Income	30 Jun 2019	T1	0.00
No-TFN Quoted Contributions @ 32%	30 Jun 2019	J	0.00

Mitchell Superannuation Fund
Statement of Taxable Income
For the Period from 1 July 2018 to 30 June 2019

Description	Investment Reference	Date	Tax Return Ref.	Amount
Total Gross Tax				6,563.55
Total Credit: Foreign Tax Income Offset			C1	0.00
Total Credit: Rebates and Tax Offset			C2	0.00
Rebates and Offsets			C	0.00
SUBTOTAL				6,563.55
Total Credit: Refundable Franking Credits			E1	0.00
Total Credit: No-TFN Tax Offset			E2	0.00
Total Credit: Refundable National Rental Affordability Scheme Tax Offset			E3	0.00
Total Credit: Interest on Early Payments			H1	0.00
Total Credit: Foreign Resident Withholding			H2	0.00
Total Credit: ABN/TFN Not Quoted (Non-Individual)			H3	0.00
Total Credit: Interest on No-TFN Tax Offset			H6	0.00
Total Eligible Credits				0.00
Net Tax Payable				6,563.55
Total PAYG Instalments Raised			K	0.00
Total Supervisory Levy			L	259.00
Total Supervisory Levy Adjustment for Wound Up Funds			M	0.00
Total Supervisory Levy Adjustment for New Funds			N	0.00
Total Amount Due / (Refundable)				6,822.55

Mitchell Superannuation Fund
Foreign Income and Expenses Worksheet
For the period 1 July 2018 to 30 June 2019

Date	Description	Code	Market	Foreign Amount			Xrate	RBA Rate	Variance	AUD Amount		
				Gross	WHT	Net				Gross	WHT	Net

Currency:

Mitchell Superannuation Fund

Tax Accounting Reconciliation

For the period 1 July 2018 to 30 June 2019

Operating Statement Profit vs. Provision for Income Tax

2019
\$

Benefits Accrued as a Result of Operations before Income Tax (149,011.39)

ADD:

Pension Non-deductible Expenses	19.62
Pensions Paid	92,100.00
Realised Capital Losses	280,136.42

LESS:

Increase in Market Value	179,480.51
Pension Exempt Income	7.00
Rounding	0.14

Taxable Income or Loss **43,757.00**

	Income Amount	Tax Amount
Gross Tax @ 15% for Concessional Income	43,757.00	6,563.55
Gross Tax @ 45% for Net Non-Arm's Length Income	0.00	0.00
No-TFN Quoted Contributions @ 32%	0.00	0.00
Change in Carried Forward Losses	0.00	0.00
Provision for Income Tax		<u><u>6,563.55</u></u>

Provision for Income Tax vs. Income Tax Expense

Provision for Income Tax **6,563.55**

Income Tax Expense **6,563.55**

Provision for Income Tax vs. Income Tax Payable

Provision for Income Tax **6,563.55**

Income Tax Payable (Receivable) **6,563.55**

Mitchell Superannuation Fund
Realised Capital Gains
For the period from 1 July 2018 to 30 June 2019

	Accounting Treatment					Taxation Treatment					
	Quantity	Proceeds	Excess Tax Value*	Original Cost	Accounting Profit/(Loss)	Cost Base Calculation		Capital Gains Calculation			
						Adjusted	Reduced	Indexation	Discounted	Other	Deferred
<u>Listed Securities Market</u>											
Genetic Technologies Limited (ASX:GTG)											
12/09/2018	Sale	1,000,000.00	9,975.05	12,794.90	(2,819.85)		12,794.90				2,819.85
		1,000,000.00	9,975.05	12,794.90	(2,819.85)		12,794.90			0.00	2,819.85
Leigh Creek Energy Limited (ASX:LCK)											
11/10/2018	Sale	73,000.00	18,607.00	14,379.36	4,227.64	14,379.36			4,227.64		
18/12/2018	Sale	37,290.00	4,474.80	7,378.91	(2,904.11)		7,378.91				2,904.11
19/12/2018	Sale	15,710.00	1,963.75	3,145.85	(1,182.10)		3,145.85				1,182.10
25/02/2019	Sale	50,000.00	10,720.05	10,012.25	707.80	10,012.25			707.80		
01/04/2019	Sale	217,000.00	72,744.42	39,610.00	33,134.42	39,610.00			33,134.42		
01/04/2019	Sale	83,717.00	29,268.72	16,763.91	12,504.81	16,763.91			12,504.81		
02/04/2019	Sale	100,000.00	31,964.80	18,872.19	13,092.61	18,872.19			13,092.61		
16/04/2019	Sale	190,000.00	70,222.67	62,734.43	7,488.24	62,734.43			7,488.24		
		766,717.00	239,966.21	172,896.90	67,069.31	162,372.14	10,524.76		71,155.52	0.00	4,086.21
Lepidico Ltd (ASX:LPD)											
04/03/2019	Sale	1,025,000.00	28,668.43	67,108.43	(38,440.00)		67,108.43				38,440.00
18/03/2019	Sale	500,000.00	12,980.05	33,561.89	(20,581.84)		33,561.89				20,581.84
16/04/2019	Sale	500,000.00	16,480.05	31,034.10	(14,554.05)		31,034.10				14,554.05
		2,025,000.00	58,128.53	131,704.42	(73,575.89)		131,704.42			0.00	73,575.89
Metalstech Limited (ASX:MTC)											
06/05/2019	Sale	460,157.00	6,417.25	159,669.54	(153,252.29)		159,669.54				153,252.29
06/05/2019	Sale	293,843.00	4,093.85	80,693.36	(76,599.51)		80,693.36				76,599.51
		754,000.00	10,511.10	240,362.90	(229,851.80)		240,362.90			0.00	229,851.80
Millennium Minerals Limited (ASX:MOY)											
08/08/2018	Sale	56,000.00	10,330.05	10,851.23	(521.18)		10,851.23				521.18
		56,000.00	10,330.05	10,851.23	(521.18)		10,851.23			0.00	521.18
Petrel Energy Limited (ASX:PRL)											
19/07/2018	Sale	3,275,198.00	7,529.38	47,966.39	(40,437.01)		47,966.39				40,437.01
		3,275,198.00	7,529.38	47,966.39	(40,437.01)		47,966.39			0.00	40,437.01
Listed Securities Market Total											
		336,440.32		616,576.74	(280,136.42)	162,372.14	454,204.60		71,155.52	0.00	351,291.94

Mitchell Superannuation Fund
Realised Capital Gains
For the period from 1 July 2018 to 30 June 2019

	Accounting Treatment					Taxation Treatment						
	Quantity	Proceeds	Excess Tax Value*	Original Cost	Accounting Profit/(Loss)	Cost Base Calculation		Capital Gains Calculation				
						Adjusted	Reduced	Indexation	Discounted	Other	Deferred	Capital Loss
<i>Unlisted Market</i>												
LCK_R (ASX:LCK_R)												
08/03/2019 Sale	18,467.00	0.00		0.00						0.00		
	18,467.00	0.00		0.00						0.00		
<i>Unlisted Market Total</i>		0.00		0.00						0.00		
Grand Total		336,440.32		616,576.74	(280,136.42)	162,372.14	454,204.60			71,155.52	0.00	351,291.94

* Where there is an Excess Tax Value Amount, the Accounting Profit/(Loss) figure takes account of this. Accounting Profit/(Loss) equals Proceeds less Excess Tax Value less Original Cost.

Mitchell Superannuation Fund
Realised Capital Gains
For the period from 1 July 2018 to 30 June 2019

Capital Gains Tax Return Summary

	Indexation	Discount	Other	Deferred	Total Capital Gains	Capital Losses
Current Year Capital Gains						
Shares & Units - Listed Shares	0.00	0.00	71,155.00	0.00	71,155.00	351,291.00
Shares & Units - Other Shares	0.00	0.00	0.00	0.00	0.00	0.00
Shares & Units - Listed Trusts	0.00	0.00	0.00	0.00	0.00	0.00
Shares & Units - Other Units	0.00	0.00	0.00	0.00	0.00	0.00
Australian Real Estate	0.00	0.00	0.00	0.00	0.00	0.00
Other Real Estate	0.00	0.00	0.00	0.00	0.00	0.00
Collectables	0.00	0.00	0.00	0.00	0.00	0.00
Other CGT Assets & Other CGT Events	0.00	0.00	0.00	0.00	0.00	0.00
Distributed Capital Gains from Trusts	0.00	0.00	0.00	0.00	0.00	0.00
	0.00	0.00	71,155.00	0.00	71,155.00	351,291.00
Capital Losses Applied						
Current Year	0.00	0.00	71,155.00	0.00	71,155.00	
Prior Years	0.00	0.00	0.00	0.00	0.00	
	0.00	0.00	71,155.00	0.00	71,155.00	
Net Capital Gains						
Net Gain after applying losses	0.00	0.00	0.00	0.00	0.00	
Discount applicable		0.00				
Net Gain after applying discount	0.00	0.00	0.00	0.00	0.00	

Mitchell Superannuation Fund
Unrealised Capital Gains as at 30 June 2019

Quantity /Description	Accounting Treatment			Taxation Treatment								
	Market Value	Original Cost	Accounting Gain/(Loss)	Cost Base Calculation				Capital Gains Calculation				
				Tax Free	Tax Deferred	AMIT	Amount	Indexation	Discountable	Other	Deferred	Capital Loss
<u>Bank</u>												
ANZ Cash Investment Account												
30/06/2019	415.90	415.90	415.90	0.00	0.00	0.00	0.00	415.90			0.00	
	415.90	415.90	415.90	0.00	0.00	0.00	0.00	415.90			0.00	
Westpac Cash Management Account - 1300												
30/06/2019	946.49	946.49	946.49	0.00	0.00	0.00	0.00	946.49			0.00	
	946.49	946.49	946.49	0.00	0.00	0.00	0.00	946.49			0.00	
Bank Total		1,362.39	1,362.39	0.00	0.00	0.00	0.00	1,362.39			0.00	
<u>Listed Securities Market</u>												
Agua Resources Limited (ASX:AGR)												
27/02/2019	70,000.00	8,050.00	8,466.79	(416.79)	0.00	0.00	0.00	8,466.79				416.79
5/04/2019	130,000.00	14,950.00	14,957.20	(7.20)	0.00	0.00	0.00	14,957.20				7.20
10/04/2019	50,000.00	5,750.00	7,019.95	(1,269.95)	0.00	0.00	0.00	7,019.95				1,269.95
10/04/2019	50,000.00	5,750.00	7,269.95	(1,519.95)	0.00	0.00	0.00	7,269.95				1,519.95
12/04/2019	20,000.00	2,300.00	3,619.95	(1,319.95)	0.00	0.00	0.00	3,619.95				1,319.95
24/04/2019	50,000.00	5,750.00	7,519.95	(1,769.95)	0.00	0.00	0.00	7,519.95				1,769.95
30/04/2019	16,315.00	1,876.22	2,222.48	(346.26)	0.00	0.00	0.00	2,222.48				346.26
2/05/2019	30,000.00	3,450.00	4,771.15	(1,321.15)	0.00	0.00	0.00	4,771.15				1,321.15
	416,315.00	47,876.22	55,847.42	(7,971.20)	0.00	0.00	0.00	55,847.42			0.00	7,971.20
Australian Mines Limited (ASX:AUZ)												
20/11/2017	200,000.00	4,200.00	19,821.78	(15,621.78)	0.00	0.00	0.00	19,821.78				15,621.78
21/11/2017	300,000.00	6,300.00	33,036.30	(26,736.30)	0.00	0.00	0.00	33,036.30				26,736.30
28/11/2017	80,000.00	1,680.00	6,499.95	(4,819.95)	0.00	0.00	0.00	6,499.95				4,819.95
28/11/2017	140,000.00	2,940.00	12,479.95	(9,539.95)	0.00	0.00	0.00	12,479.95				9,539.95
28/11/2017	150,000.00	3,150.00	13,669.95	(10,519.95)	0.00	0.00	0.00	13,669.95				10,519.95
11/03/2019	200,000.00	4,200.00	6,024.95	(1,824.95)	0.00	0.00	0.00	6,024.95				1,824.95
	1,070,000.00	22,470.00	91,532.88	(69,062.88)	0.00	0.00	0.00	91,532.88			0.00	69,062.88

Mitchell Superannuation Fund
Unrealised Capital Gains as at 30 June 2019

Quantity /Description	Accounting Treatment			Taxation Treatment									
	Market Value	Original Cost	Accounting Gain/(Loss)	Cost Base Calculation				Capital Gains Calculation					
				Tax Free	Tax Deferred	AMIT	Amount	Indexation	Discountable	Other	Deferred	Capital Loss	
<u>Listed Securities Market</u>													
Leigh Creek Energy Limited (ASX:LCK)													
17/04/2019	50,000.00	13,000.00	16,019.95	(3,019.95)	0.00	0.00	0.00	16,019.95					3,019.95
18/04/2019	50,000.00	13,000.00	16,768.75	(3,768.75)	0.00	0.00	0.00	16,768.75					3,768.75
18/04/2019	50,000.00	13,000.00	16,519.95	(3,519.95)	0.00	0.00	0.00	16,519.95					3,519.95
7/05/2019	45,000.00	11,700.00	13,069.95	(1,369.95)	0.00	0.00	0.00	13,069.95					1,369.95
	195,000.00	50,700.00	62,378.60	(11,678.60)	0.00	0.00	0.00	62,378.60			0.00		11,678.60
Lepidico Ltd (ASX:LPD)													
7/12/2017	75,000.00	1,950.00	4,655.11	(2,705.11)	0.00	0.00	0.00	4,655.11					2,705.11
2/02/2018	175,000.00	4,550.00	10,169.95	(5,619.95)	0.00	0.00	0.00	10,169.95					5,619.95
10/04/2019	500,000.00	13,000.00	14,519.95	(1,519.95)	0.00	0.00	0.00	14,519.95					1,519.95
17/04/2019	600,000.00	15,600.00	24,026.40	(8,426.40)	0.00	0.00	0.00	24,026.40					8,426.40
	1,350,000.00	35,100.00	53,371.41	(18,271.41)	0.00	0.00	0.00	53,371.41			0.00		18,271.41
Listed Securities MarketTotal													
	156,146.22	263,130.31	(106,984.09)		0.00	0.00	0.00	263,130.31			0.00		106,984.09

Mitchell Superannuation Fund
Unrealised Capital Gains as at 30 June 2019

Capital Gains Tax Return Summary

Current Year Capital Gains	Indexation	Discount	Other	Deferred	Total Capital Gains	Capital Losses
Shares & Units - Listed Shares	0.00	0.00	0.00	0.00	0.00	106,984.00
Shares & Units - Other Shares	0.00	0.00	0.00	0.00	0.00	0.00
Shares & Units - Listed Trusts	0.00	0.00	0.00	0.00	0.00	0.00
Shares & Units - Other Units	0.00	0.00	0.00	0.00	0.00	0.00
Australian Real Estate	0.00	0.00	0.00	0.00	0.00	0.00
Other Real Estate	0.00	0.00	0.00	0.00	0.00	0.00
Collectables	0.00	0.00	0.00	0.00	0.00	0.00
Other CGT Assets & Other CGT Events	0.00	0.00	0.00	0.00	0.00	0.00
Distributed Capital Gains from Trusts	0.00	0.00	0.00	0.00	0.00	0.00
	<u>0.00</u>	<u>0.00</u>	<u>0.00</u>	<u>0.00</u>	<u>0.00</u>	<u>106,984.00</u>
Capital Losses Applied						
Current Year	0.00	0.00	0.00	0.00	0.00	
Prior Years	0.00	0.00	0.00	0.00	0.00	
	<u>0.00</u>	<u>0.00</u>	<u>0.00</u>	<u>0.00</u>	<u>0.00</u>	
Net Capital Gains						
Net Gain after applying losses	0.00	0.00	0.00	0.00	0.00	
Discount applicable		0.00				
Net Gain after applying discount	<u>0.00</u>	<u>0.00</u>	<u>0.00</u>	<u>0.00</u>	<u>0.00</u>	

Gains/Losses on Custom Holding Accounts

Account Name	Book Cost	Value	Gain/(Loss)	Tax Rate %	Tax Effect
---------------------	------------------	--------------	--------------------	-------------------	-------------------

Custom Holding Accounts Totals