
Workpapers - 2022 Financial Year

Peter Sherlock Superannuation Fund

Preparer: Shelley Lian

Reviewer: Steven Lee

Printed: 18 May 2023

Lead Schedule

2022 Financial Year

Code	Workpaper	CY Balance	LY Balance	Change	Status
23900	Dividends Received	(\$67.00)	(\$139.00)	(51.8)%	Ready for Review
24200	Contributions	(\$22,499.91)	(\$11,436.13)	96.74%	Ready for Review
24700	Changes in Market Values of Investments	(\$79,189.23)	(\$71,776.24)	10.33%	Ready for Review
24800	Changes in Market Values of Other Assets	(\$0.10)		100%	Ready for Review
30100	Accountancy Fees	\$550.00	\$620.00	(11.29)%	Ready for Review
30400	ATO Supervisory Levy		\$518.00	100%	Ready for Review
30700	Auditor's Remuneration	\$550.00	\$450.00	22.22%	Ready for Review
46600	Refund Excess Contributions	\$1,662.50		100%	Ready for Review
48500	Income Tax Expense	\$11,362.65	\$8,585.03	32.35%	Ready for Review
49000	Profit/Loss Allocation Account	\$87,631.09	\$73,178.34	19.75%	Ready for Review
50000	Members	(\$244,895.99)	(\$157,264.90)	55.72%	Ready for Review
60400	Bank Accounts	\$293.07	\$106.45	175.31%	Ready for Review
72300	Derivatives (Options, Hybrids, Future Contracts)	\$51.30		100%	Ready for Review
77600	Shares in Listed Companies (Australian)	\$237,486.80	\$143,188.98	65.86%	Ready for Review
85000	Income Tax Payable /Refundable	\$413.83	\$1,097.46	(62.29)%	Ready for Review
86000	PAYG Payable		(\$2,504.00)	100%	Ready for Review

Code	Workpaper	CY Balance	LY Balance	Change	Status
88000	Sundry Creditors	(\$550.00)		100%	Ready for Review
89000	Deferred Tax Liability/Asset	\$7,200.99	\$15,376.01	(53.17)%	Ready for Review
A	Financial Statements				Ready for Review
B	Permanent Documents				Ready for Review
C	Other Documents				Ready for Review
D	Pension Documentation				Ready for Review
E	Estate Planning				Ready for Review

23900 - Dividends Received

2022 Financial Year

Preparer Shelley Lian

Reviewer Steven Lee

Status Ready for Review

Account Code	Description	CY Balance	LY Balance	Change
HSN.AX	Hansen Technologies Limited	(\$67.00)	(\$139.00)	(51.8)%
TOTAL		CY Balance	LY Balance	
		(\$67.00)	(\$139.00)	

Supporting Documents

- Dividend Reconciliation Report [Report](#)
- Investment Income Comparison Report [Report](#)

Standard Checklist

- Attach copies of all dividend statements
- Attach copy of Dividend Reconciliation Report
- Attach copy of Investment Income Comparison Report

Peter Sherlock Superannuation Fund

Dividend Reconciliation Report

For The Period 01 July 2021 - 30 June 2022

Date	Net Payment Received	Australian Income			Foreign Income			Withheld		
		Unfranked	Franked	Franking Credits	Foreign Income	Foreign Credits	NZ Credits	TFN Withheld	Non-Resident	LIC Deduction
Shares in Listed Companies (Australian)										
HSN.AX Hansen Technologies Limited										
21/09/2021	67.00	39.10	45.90	19.67					18.00	
	67.00	39.10	45.90	19.67					18.00	
	67.00	39.10	45.90	19.67					18.00	
TOTAL	67.00	39.10	45.90	19.67					18.00	

Tax Return Reconciliation

	Totals	Tax Return Label
Unfranked	39.10	J
Franked Dividends	45.90	K
Franking Credits	19.67	L

Peter Sherlock Superannuation Fund
Investment Income Comparison Report

As at 30 June 2022

Investment	Ledger Data			ASX & UUT Data							
	Transaction Date	Income Amount	Franking Credit	Date Payable	Ex Div/Dist Date	Units On Hand	45 Day Qualified	Amount per share/unit	Estimated Income	Estimated Franking*	
Reconciled											
Shares in Listed Companies (Australian)											
HSN.AX	Hansen Technologies Limited	21/09/2021	85.00	19.67	21/09/2021	27/08/2021	1,700.00	1,700.00	0.0500	85.00	19.67
			85.00	19.67					0.0500	85.00	19.67
			85.00	19.67					0.0500	85.00	19.67

*Franking credit is estimated using 45 day qualified units. The estimation might not be accurate for preference shares and hedging arrangements.

24200 - Contributions

2022 Financial Year

Preparer Shelley Lian

Reviewer Steven Lee

Status Ready for Review

Account Code	Description	CY Balance	LY Balance	Change
SHEPET00001A	(Contributions) Sherlock, Peter - Accumulation (Accumulation)	(\$22,499.91)	(\$11,436.13)	96.74%
TOTAL		CY Balance	LY Balance	
		(\$22,499.91)	(\$11,436.13)	

Supporting Documents

- Contributions Breakdown Report [Report](#)

Standard Checklist

- Attach copies of S290-170 notices (if necessary)
- Attach copy of Contributions Breakdown Report
- Attach SuperStream Contribution Data Report
- Check Fund is registered for SuperStream (if necessary)
- Ensure all Contributions have been allocated from Bank Accounts
- Ensure Work Test is satisfied if members are over 65

Peter Sherlock Superannuation Fund

Contributions Breakdown Report

For The Period 01 July 2021 - 30 June 2022

Summary

Member	D.O.B	Age (at 30/06/2021)	Total Super Balance (at 30/06/2021) *1	Concessional	Non-Concessional	Other	Reserves	Total
Sherlock, Peter	Provided	48	157,264.90	22,499.91	0.00	0.00	0.00	22,499.91
All Members				22,499.91	0.00	0.00	0.00	22,499.91

*1 TSB can include information external to current fund's transaction records. The amount is per individual across all funds.

Contribution Caps

Member	Contribution Type	Contributions	Cap	Current Position
Sherlock, Peter	Concessional	22,499.91	55,223.26	32,723.35 Below Cap
	(5 year carry forward cap available)			
	Non-Concessional	0.00	110,000.00	110,000.00 Below Cap

Carry Forward Unused Concessional Contribution Cap

Member	2017	2018	2019	2020	2021	2022	Current Position
Sherlock, Peter							
Concessional Contribution Cap	30,000.00	25,000.00	25,000.00	25,000.00	25,000.00	27,500.00	
Concessional Contribution	17,133.37	17,773.91	18,056.16	17,784.45	11,436.13	22,499.91	
Unused Concessional Contribution	0.00	0.00	6,943.84	7,215.55	13,563.87	5,000.09	
Cumulative Carry Forward Unused	N/A	N/A	0.00	6,943.84	14,159.39	27,723.26	
Maximum Cap Available	30,000.00	25,000.00	25,000.00	31,943.84	39,159.39	55,223.26	32,723.35 Below Cap
Total Super Balance	0.00	139,206.04	134,592.61	75,014.15	84,086.56	157,264.90	

NCC Bring Forward Caps

Member	Bring Forward Cap	2019	2020	2021	2022	Total	Current Position
Sherlock, Peter	N/A	0.00	0.00	0.00	0.00	N/A	Bring Forward Not Triggered

Sherlock, Peter

Date	Transaction Description	Contribution Type	Ledger Data				SuperStream Data					
			Concessional	Non-Concession	Other	Reserves	Contribution	Employer	Concessional	Non-Concess	Other	
18/08/2021	Direct Credit 128594 March Super March Super	Employer	2,280.00									
18/08/2021	Direct Credit 128594 JUNE 21 SUPER JUNE 21 SUPER	Employer	3,420.00									
17/09/2021	Direct Credit 361578 QUICKSUPER QUICKSPR3047589 811	Employer	2,399.91									
08/10/2021	Direct Credit 128594 Sept 21 SUPER September 21 SUPER	Employer	3,600.00									
19/11/2021	Transfer From TECH ADVISORY SERVICES PTY Part payment	Employer	2,600.00									
07/12/2021	Direct Credit 128594 Dec 21 SUPER Dec 21 SUPER	Employer	600.00									
25/01/2022	Transfer From TECH ADVISORY SERVICES PTY CREDIT TO ACCOUNT	Employer	400.00									
20/04/2022	Direct Credit 128594 MARCH 22 SUPER MARCH 22 SUPER	Employer	3,600.00									
23/06/2022	Direct Credit 128594 June 22 SUPER June 22 SUPER	Employer	3,600.00									
Total - Sherlock, Peter			22,499.91	0.00	0.00	0.00			0.00	0.00	0.00	

Total for All Members

22,499.91	0.00	0.00	0.00
-----------	------	------	------

24700 - Changes in Market Values of Investments

2022 Financial Year

Preparer Shelley Lian

Reviewer Steven Lee

Status Ready for Review

Account Code	Description	CY Balance	LY Balance	Change
24700	Changes in Market Values of Investments	(\$79,189.23)	(\$71,776.24)	10.33%
TOTAL		CY Balance	LY Balance	
		(\$79,189.23)	(\$71,776.24)	

Supporting Documents

- Market Movement [Report](#)
- Net Capital Gains Reconciliation [Report](#)
- Realised Capital Gain Report [Report](#)

Standard Checklist

- Attach copies of Source Documentation (Contract Notes, Broker Statements, Chess Statements, Contracts of Sale, Managed Fund Statements etc)
- Attach copy of Market Movement report
- Attach copy of Net Capital Gains Reconciliation
- Attach copy of Realised Capital Gain Report
- Ensure all Asset Disposals have been entered
- Ensure all Market Values have been entered for June 30
- Ensure all Tax Deferred Distributions have been entered

Peter Sherlock Superannuation Fund

Market Movement Report

As at 30 June 2022

Investment	Date	Description	Unrealised				Realised			Total
			Units	Accounting Cost Movement	Market Movement	Depreciation	Balance	Consideration	Accounting Cost Base	
ARU.AX - Arafura Resources Limited										
	01/07/2021	Opening Balance	582,147.00	0.00	0.00	0.00	72,768.38	0.00	0.00	0.00
	22/09/2021	Purchase	26,000.00	3,919.95	0.00	0.00	76,688.33	0.00	0.00	0.00
	22/09/2021	Purchase	5,000.00	750.00	0.00	0.00	77,438.33	0.00	0.00	0.00
	14/10/2021	Purchase	25,000.00	5,394.95	0.00	0.00	82,833.28	0.00	0.00	0.00
	30/06/2022	Revaluation	0.00	0.00	99,038.62	0.00	181,871.90	0.00	0.00	0.00
	30/06/2022		638,147.00	10,064.90	99,038.62	0.00	181,871.90	0.00	0.00	0.00
ATX.AX - Amplia Therapeutics Limited										
	01/07/2021	Opening Balance	24,620.00	0.00	0.00	0.00	5,662.60	0.00	0.00	0.00
	07/12/2021	Purchase	6,155.00	1,107.90	0.00	0.00	6,770.50	0.00	0.00	0.00
	28/06/2022	Purchase	46,000.00	4,481.95	0.00	0.00	11,252.45	0.00	0.00	0.00
	30/06/2022	Revaluation	0.00	0.00	(3,948.00)	0.00	7,304.45	0.00	0.00	0.00
	30/06/2022	Revaluation	0.00	0.00	65.95	0.00	7,370.40	0.00	0.00	0.00
	30/06/2022		76,775.00	5,589.85	(3,882.05)	0.00	7,370.40	0.00	0.00	0.00
ATXO.AX - Amplia Therapeutics Limited										
	15/12/2021	Purchase	2,052.00	0.00	0.00	0.00	0.00	0.00	0.00	0.00
	30/06/2022	Revaluation	0.00	0.00	51.30	0.00	51.30	0.00	0.00	0.00
	30/06/2022		2,052.00	0.00	51.30	0.00	51.30	0.00	0.00	0.00
HSN.AX - Hansen Technologies Limited										
	01/07/2021	Opening Balance	1,700.00	0.00	0.00	0.00	10,557.00	0.00	0.00	0.00
	21/10/2021	Disposal	(1,700.00)	(5,439.15)	0.00	0.00	5,117.85	10,561.06	5,439.15	5,121.91
	21/10/2021	Writeback	0.00	0.00	(5,117.85)	0.00	0.00	0.00	0.00	0.00
	30/06/2022		0.00	(5,439.15)	(5,117.85)	0.00	0.00	10,561.06	5,439.15	5,121.91
TLX.AX - Telix Pharmaceuticals Limited										
	01/07/2021	Opening Balance	8,900.00	0.00	0.00	0.00	54,201.00	0.00	0.00	0.00
	21/10/2021	Purchase	1,750.00	10,066.20	0.00	0.00	64,267.20	0.00	0.00	0.00
	30/06/2022	Revaluation	0.00	0.00	(16,022.70)	0.00	48,244.50	0.00	0.00	0.00
	30/06/2022		10,650.00	10,066.20	(16,022.70)	0.00	48,244.50	0.00	0.00	0.00
Total Market Movement					74,067.32				5,121.91	79,189.23

Peter Sherlock Superannuation Fund
Realised Capital Gains Report

For The Period 01 July 2021 - 30 June 2022

Investment		Accounting Treatment				Tax Treatment						
Purchase Contract Date	Disposal Contract Date	Units	Cost	Proceeds	Accounting Profit/(Loss)	Adjusted Cost Base	Reduced Cost Base	Indexed Cost Base	Indexed Gains	Discounted Gains (Gross)	Other Gains	Capital Loss
Shares in Listed Companies (Australian)												
HSN.AX - Hansen Technologies Limited												
03/03/2020	21/10/2021	1,700.00	5,439.15	10,561.06	5,121.91	5,439.15	5,439.15	0.00	0.00	5,121.91	0.00	0.00
		1,700.00	5,439.15	10,561.06	5,121.91	5,439.15	5,439.15	0.00	0.00	5,121.91	0.00	0.00
		1,700.00	5,439.15	10,561.06	5,121.91	5,439.15	5,439.15	0.00	0.00	5,121.91	0.00	0.00
		1,700.00	5,439.15	10,561.06	5,121.91	5,439.15	5,439.15	0.00	0.00	5,121.91	0.00	0.00

Peter Sherlock Superannuation Fund

Capital Gains Reconciliation Report

For The Period 01 July 2021 - 30 June 2022

	Total	Discounted	Indexed	Other	Notional
Losses available to offset					
Carried forward from prior losses	157,020.02				
Carried forward from prior losses - Collectables	0.00				
Current year capital losses	0.00				
Current year capital losses - Collectables	0.00				
Total Losses Available	157,020.02				
Total Losses Available - Collectables	0.00				
Capital Gains					
Capital gains from disposal of assets	5,121.91	5,121.91	0.00	0.00	0.00
Capital gains from disposal of assets - Collectables	0.00	0.00	0.00	0.00	0.00
Capital gains from trust distributions	0.00	0.00	0.00	0.00	0.00
Capital Gains Before Losses applied	5,121.91	5,121.91	0.00	0.00	0.00
Losses and discount applied					
Losses applied	5,121.91	5,121.91	0.00	0.00	0.00
Losses applied - Collectables	0.00	0.00	0.00	0.00	0.00
Capital gains after losses applied	0.00	0.00	0.00	0.00	0.00
Capital gains after losses applied - Collectables	0.00	0.00	0.00	0.00	0.00
CGT Discount applied	0.00				
CGT Discount applied - Collectables	0.00				

Peter Sherlock Superannuation Fund

Capital Gains Reconciliation Report

For The Period 01 July 2021 - 30 June 2022

	Total	Discounted	Indexed	Other	Notional
Net Capital Gain					
Net capital gain	0.00				
Net capital gain - Collectables	0.00				
Total Net Capital Gain (11A)	0.00				
Net Capital Losses Carried Forward to later income					
Net Capital Losses Carried Forward to later income years	151,898.11				
Net Capital Losses Carried Forward to later income years - Collectables	0.00				
Total Net Capital Losses Carried Forward to later income years (14V)	151,898.11				

Note

Refer to Realised Gains Report for details of Disposals at a Security level

Refer to Distribution Reconciliation Report for Trust Distribution details at a Security level

24800 - Changes in Market Values of Other Assets

2022 Financial Year

Preparer Shelley Lian

Reviewer Steven Lee

Status Ready for Review

Account Code	Description	CY Balance	LY Balance	Change
24800	Changes in Market Values of Other Assets	(\$0.10)		100%
TOTAL		CY Balance	LY Balance	
		(\$0.10)		

Supporting Documents

- General Ledger [Report](#)

Standard Checklist

- Attach all supporting Documentation
- Has the Fund received any non-arm's length income? If so, it may be taxed at 47%

Peter Sherlock Superannuation Fund

General Ledger

As at 30 June 2022

Transaction Date	Description	Units	Debit	Credit	Balance \$
Changes in Market Values of Other Assets (24800)					
<u>Changes in Market Values of Other Assets (24800)</u>					
30/06/2022				0.10	0.10 CR
				0.10	0.10 CR
Total Debits:	0.00				
Total Credits:	0.10				

30100 - Accountancy Fees

2022 Financial Year

Preparer Shelley Lian

Reviewer Steven Lee

Status Ready for Review

Account Code	Description	CY Balance	LY Balance	Change
30100	Accountancy Fees	\$550.00	\$620.00	(11.29)%
TOTAL		CY Balance	LY Balance	
		\$550.00	\$620.00	

Supporting Documents

- General Ledger [Report](#)
- INV-0890.pdf

Standard Checklist

- Attach all source documentation
- Ensure all Transactions have been entered

Peter Sherlock Superannuation Fund

General Ledger

As at 30 June 2022

Transaction Date	Description	Units	Debit	Credit	Balance \$
Accountancy Fees (30100)					
<i>Accountancy Fees (30100)</i>					
30/06/2022	SH2021 fees		550.00		550.00 DR
			550.00		550.00 DR

Total Debits: 550.00

Total Credits: 0.00



TAX INVOICE

Peter Sherlock

Invoice Date
20 Jun 2022

Invoice Number
INV-0890

ABN
60 061 126 663

SuperHelp Australia
PTY LTD
PO Box 1906
MACQUARIE
CENTRE NSW 2113
AUSTRALIA

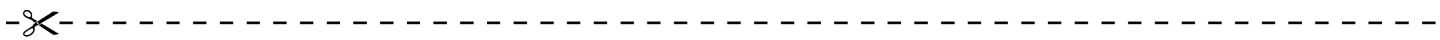
Item	Description	Quantity	Unit Price	GST	Amount AUD
EOY	SMSF Annual Administration	1.00	1,100.00	10%	1,100.00
DEPO	Deposit	1.00	(550.00)	10%	(550.00)
INCLUDES GST 10%					50.00
TOTAL AUD					550.00
Less Amount Paid					550.00
AMOUNT DUE AUD					0.00

Due Date: 4 Jul 2022

Please pay the balance of our fees by direct credit into our bank account.

OUR BANK DETAILS (Use your name or your SMSF name as the reference):

Account Name: Superhelp Australia Pty Ltd
Bank: Commonwealth Bank
BSB: 06 2099
Account Number: 1041 7929



PAYMENT ADVICE

To: SuperHelp Australia PTY LTD
PO Box 1906
MACQUARIE CENTRE NSW 2113
AUSTRALIA

Customer Peter Sherlock
Invoice Number INV-0890

Amount Due **0.00**
Due Date 4 Jul 2022

Amount Enclosed

Enter the amount you are paying above

30400 - ATO Supervisory Levy

2022 Financial Year

Preparer Shelley Lian

Reviewer Steven Lee

Status Ready for Review

Account Code	Description	CY Balance	LY Balance	Change
30400	ATO Supervisory Levy		\$518.00	100%
TOTAL		CY Balance	LY Balance	
			\$518.00	

Supporting Documents

- General Ledger [Report](#)

Standard Checklist

- Attach all source documentation
- Ensure all Transactions have been entered

Peter Sherlock Superannuation Fund

General Ledger

As at 30 June 2022

Transaction Date	Description	Units	Debit	Credit	Balance \$
					0.00 DR

Total Debits: 0.00

Total Credits: 0.00

30700 - Auditor's Remuneration

2022 Financial Year

Preparer Shelley Lian

Reviewer Steven Lee

Status Ready for Review

Account Code	Description	CY Balance	LY Balance	Change
30700	Auditor's Remuneration	\$550.00	\$450.00	22.22%
TOTAL		CY Balance	LY Balance	
		\$550.00	\$450.00	

Supporting Documents

- General Ledger [Report](#)
- Invoice INV-0059.pdf

Standard Checklist

- Attach all source documentation
- Ensure all Transactions have been entered

Peter Sherlock Superannuation Fund

General Ledger

As at 30 June 2022

Transaction Date	Description	Units	Debit	Credit	Balance \$
Auditor's Remuneration (30700)					
Auditor's Remuneration (30700)					
22/04/2022	Transfer To Superhelp Australia NetBank Peter Sherlock Super fund		550.00		550.00 DR
			550.00		550.00 DR

Total Debits: 550.00

Total Credits: 0.00

TAX INVOICE

Superhelp Australia P/L
PO BOX 1906
MACQUARIE CENTRE NSW 2113
AUSTRALIA

Invoice Date
30 Jun 2022

Invoice Number
INV-0059

Reference
Sherlock21

Harper Business Services
Pty Ltd

ABN: 52 144 667 694
BAS Agent: 8649 7000

Description	Quantity	Unit Price	GST	Amount AUD
For professional services in relation to the conduct of the Audit of Peter Sherlock Superannuation Fund for the year ended 30/06/2021	1.00	500.00	10%	500.00
			Subtotal	500.00
			TOTAL GST 10%	50.00
			TOTAL AUD	550.00

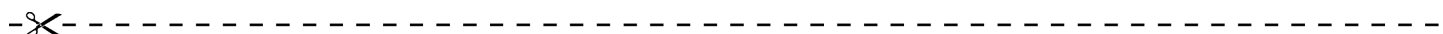
Due Date: 7 Jul 2022

Bank Details

Account Name: Harper Business Services Pty Ltd

BSB: 083 781

Account Number: 9784 55561



PAYMENT ADVICE

Customer Superhelp Australia P/L

Invoice Number INV-0059

Amount Due 550.00

Due Date 7 Jul 2022

Amount Enclosed _____

Enter the amount you are paying above

To: Harper Business Services Pty Ltd

ABN: 52 144 667 694

BAS Agent: 8649 7000

46600 - Refund Excess Contributions

2022 Financial Year

Preparer Shelley Lian

Reviewer Steven Lee

Status Ready for Review

Account Code	Description	CY Balance	LY Balance	Change
SHEPET00001A	(Refund Excess Contributions) Sherlock, Peter - Accumulation (Accumulation)	\$1,662.50		100%
TOTAL		CY Balance	LY Balance	
		\$1,662.50		

Supporting Documents

- General Ledger [Report](#)
- 7123448351706.pdf

Standard Checklist

- Attach all correspondence between member and the Fund
- Attach correspondence between the ATO and the Fund

Peter Sherlock Superannuation Fund

General Ledger

As at 30 June 2022

Transaction Date	Description	Units	Debit	Credit	Balance \$
Refund Excess Contributions (46600)					
(Refund Excess Contributions) Sherlock, Peter - Accumulation (SHEPET00001A)					
19/08/2021	TAX OFFICE PAYMENTS NetBank BPAY 75556 551001505909287211 division 293		1,662.50		1,662.50 DR
			1,662.50		1,662.50 DR

Total Debits: 1,662.50

Total Credits: 0.00



THE TRUSTEE FOR PETER SHERLOCK
SUPERANNUATION FUND
PO BOX 1906
MACQUARIE CENTRE NSW 2113

Our reference: 7123448351706

Phone: 13 10 20

ABN: 33 264 437 908

28 July 2021

Authority to release benefits due to Division 293 due and payable

Dear Trustee,

This is an authority to release benefits for PETER SHERLOCK due to Division 293 due and payable. They have requested that \$1,662.50 be released from their superannuation account. The released amount is to be paid to the ATO.

What you need to do

THE TRUSTEE FOR PETER SHERLOCK SUPERANNUATION FUND is required within 20 business days of the date of this letter to:

- › make a payment to us of the **lesser** of either:
 - \$1,662.50 or
 - the sum of all available release amounts for each super interest held by you for PETER SHERLOCK.
- › If you can't release the full amount, please specify your reason, and
- › return the enclosed statement to us.

You don't need to amend the contributions report you provided for this member in your SMSF annual return or member account transaction service (MATS). Releasing this benefit doesn't change the contributions you previously reported.

Need help

If you have any questions, please phone **13 10 20** between 8:00am and 6:00pm, Monday to Friday.

Yours faithfully,
Grant Brodie
Deputy Commissioner of Taxation

PAY NOW

**Your payment reference
number (PRN) is:**
551001505909287211

BPAY®



Bill code: 75556
Ref: 551001505909287211

Telephone & Internet Banking - BPAY®

Contact your bank or financial institution to make this payment from your cheque, savings, debit or credit card account. More info: www.bpay.com.au

CREDIT OR DEBIT CARD

Pay online with your credit or debit card at www.governmenteasypay.gov.au/PayATO or phone **1300 898 089**. A card payment fee applies.

OTHER PAYMENT OPTIONS

For other payment options, visit ato.gov.au/paymentoptions



Release authority statement

28 July 2021

How to complete this statement

You must:

- complete section B **and** if required section C
- sign and date the declaration (section E) that applies to you, and
- send the completed statement **without a cover sheet** by mail or fax:

mail to

Australian Taxation Office
PO Box 3578
ALBURY NSW 2640

OR fax individually to

1300 139 024

Completing this form

- Print clearly, using a BLACK pen only.
- Use BLOCK LETTERS and print one character per box.

S M I T H S T

- Place in ALL applicable boxes.

You must return this statement to us within 20 business days of the issue date on the enclosed letter.



Section A: Member details

- 1 Title MR
- 2 Family name SHERLOCK
- 3 First given name PETER
- 4 Member TFN 150590928
- 5 Member account number SMSF115894811893
- 6 Member identifier number
- 7 Unique superannuation identifier
- 8 Year of assessment 2019 - 20
- 9 Payment reference number 5510 0150 5909 2872 11

Section B: Details of payment

Complete this section detailing the amount paid and if required the amount unable to be released from your member's super interest.

The amount to be paid to the ATO is \$ 1,662.50

10 Amount paid \$, , .

Day Month Year

11 Date amount paid / /

12 Amount unable to be released (Complete section C if there is an amount unable to be released) \$, , .

48500 - Income Tax Expense

2022 Financial Year

Preparer Shelley Lian

Reviewer Steven Lee

Status Ready for Review

Account Code	Description	CY Balance	LY Balance	Change
48500	Income Tax Expense	\$11,362.65	\$8,585.03	32.35%
TOTAL		CY Balance	LY Balance	
		\$11,362.65	\$8,585.03	

Supporting Documents

No supporting documents

49000 - Profit/Loss Allocation Account

2022 Financial Year

Preparer Shelley Lian

Reviewer Steven Lee

Status Ready for Review

Account Code	Description	CY Balance	LY Balance	Change
49000	Profit/Loss Allocation Account	\$87,631.09	\$73,178.34	19.75%
TOTAL		CY Balance	LY Balance	
		\$87,631.09	\$73,178.34	

Supporting Documents

No supporting documents

50000 - Members

2022 Financial Year

Preparer Shelley Lian

Reviewer Steven Lee

Status Ready for Review

Account Code	Description	Opening Balance	Contribution Income	Earnings	Member Payments	Tax & Fees	Closing Balance	Change
SHEPET00001A	Sherlock, Peter - Accumulation (Accumulation)	(\$157,264.90)	(\$22,499.91)	(\$78,194.00)	\$1,662.50	\$11,400.32	(\$244,895.99)	55.72%
TOTAL		Opening Balance	Contribution Income	Earnings	Member Payments	Tax & Fees	Closing Balance	
		(\$157,264.90)	(\$22,499.91)	(\$78,194.00)	\$1,662.50	\$11,400.32	(\$244,895.99)	

Supporting Documents

- Members Summary [Report](#)
- Members Statements [Report](#)

Standard Checklist

- Attach copies of Members Statements

Peter Sherlock Superannuation Fund

Members Statement

Peter Sherlock
 32 Parkes Street
 Manlyvale, New South Wales, 2093, Australia

Your Details

Date of Birth :		Provided	Nominated Beneficiaries:	N/A
Age:		49	Nomination Type:	N/A
Tax File Number:		Provided	Vested Benefits:	244,895.99
Date Joined Fund:		20/08/2008	Total Death Benefit:	244,895.99
Service Period Start Date:			Current Salary:	0.00
Date Left Fund:			Previous Salary:	0.00
Member Code:		SHEPET00001A	Disability Benefit:	0.00
Account Start Date:		20/08/2008		
Account Phase:		Accumulation Phase		
Account Description:		Accumulation		

Your Balance

Total Benefits	244,895.99
<u>Preservation Components</u>	
Preserved	244,895.99
Unrestricted Non Preserved	
Restricted Non Preserved	
<u>Tax Components</u>	
Tax Free	
Taxable	244,895.99

Your Detailed Account Summary

	This Year	Last Year
Opening balance at 01/07/2021	157,264.90	84,086.56
<u>Increases to Member account during the period</u>		
Employer Contributions	22,499.91	11,436.13
Personal Contributions (Concessional)		
Personal Contributions (Non Concessional)		
Government Co-Contributions		
Other Contributions		
Proceeds of Insurance Policies		
Transfers In		
Net Earnings	78,194.00	70,434.55
Internal Transfer In		
<u>Decreases to Member account during the period</u>		
Pensions Paid		
Contributions Tax	3,374.99	1,715.40
Income Tax	8,025.33	6,976.94
No TFN Excess Contributions Tax		
Excess Contributions Tax		
Refund Excess Contributions	1,662.50	
Division 293 Tax		
Insurance Policy Premiums Paid		
Management Fees		
Member Expenses		
Benefits Paid/Transfers Out		
Superannuation Surcharge Tax		
Internal Transfer Out		
Closing balance at 30/06/2022	244,895.99	157,264.90

Peter Sherlock Superannuation Fund

Members Statement

Trustee's Disclaimer

This statement has been prepared by the Trustee for the member whose name appears at the top of this statement. Every effort has been made by the Trustee to ensure the accuracy and completeness of this Statement. The Trustee does not accept any liability for any error, omission or misprint. All amounts shown in relation to benefits do not take into account any amounts which may be withheld to satisfy the requirements imposed by the Income Tax Assessment Act 1936.

Signed by all the trustees of the fund

Peter Sherlock
Director

Peter Sherlock Superannuation Fund

Members Summary

As at 30 June 2022

Opening Balances	Increases				Decreases					Closing Balance	
	Contributions	Transfers In	Net Earnings	Insurance Proceeds	Pensions Paid	Contributions Tax	Taxes Paid	Benefits Paid/ Transfers Out	Insurance Premiums		Member Expenses
Peter Sherlock (Age: 49)											
SHEPET00001A - Accumulation											
157,264.90	22,499.91		78,194.00			3,374.99	8,025.33	1,662.50			244,895.99
157,264.90	22,499.91		78,194.00			3,374.99	8,025.33	1,662.50			244,895.99
157,264.90	22,499.91		78,194.00			3,374.99	8,025.33	1,662.50			244,895.99

60400 - Bank Accounts

2022 Financial Year

Preparer Shelley Lian

Reviewer Steven Lee

Status Ready for Review

Account Code	Description	CY Balance	LY Balance	Change
CBA10695437	CBA Direct Investment Account 10695437	\$293.07	\$106.45	175.31%
TOTAL		CY Balance	LY Balance	
		\$293.07	\$106.45	

Supporting Documents

- Bank Statement Report [Report](#)
- Statement20210911.pdf [CBA10695437](#)
- Statement20220211.pdf [CBA10695437](#)
- Statement20220611.pdf [CBA10695437](#)
- Statement20210711.pdf [CBA10695437](#)
- Statement20211011.pdf [CBA10695437](#)
- Statement20211211.pdf [CBA10695437](#)
- Statement20220511.pdf [CBA10695437](#)
- Statement20211111.pdf [CBA10695437](#)
- Statement20220311.pdf [CBA10695437](#)
- Statement20220411.pdf [CBA10695437](#)
- Statement20220111.pdf [CBA10695437](#)
- Clt_resp.pdf [CBA10695437](#)
- Statement20210811.pdf [CBA10695437](#)

Standard Checklist

- Attach Copies of Bank Statements
- Attach copy of Bank Statement Report
- Ensure all Balances match Statement Balances at June 30
- Ensure all Transactions have been entered

Peter Sherlock Superannuation Fund
Bank Statement Report

For The Period 01 July 2021 to 30 June 2022

Chart Code: 60400 / CBA10695437

Account Name: CBA Direct Investment Account 10695437

BSB and Account Number: 067167 10695437

Opening Balance	-	Total Debits	+	Total Credits	=	Closing Balance	Data Feed Used
\$ 106.45		\$ 22,875.15		\$ 23,061.77		\$ 293.07	

Date	Description	Debit	Credit	Ledger Balance	Statement Balance	Variance
		\$	\$	\$	\$	\$
01/07/2021	Opening Balance			106.45		
18/08/2021	Direct Credit 128594 March Super March Super		2,280.00	2,386.45		
18/08/2021	Direct Credit 128594 JUNE 21 SUPER JUNE 21 SUPER		3,420.00	5,806.45		
19/08/2021	TAX OFFICE PAYMENTS NetBank BPAY 75556 551001505909287211 division 293	1,662.50		4,143.95		
17/09/2021	Direct Credit 361578 QUICKSUPER QUICKSPR3047589811		2,399.91	6,543.86		
21/09/2021	Direct Credit 526328 HANSEN DIV 001265420853		67.00	6,610.86		
22/09/2021	Direct Debit 062934 COMMSEC SECURITI COMMSEC	4,669.95		1,940.91		
08/10/2021	Direct Credit 128594 Sept 21 SUPER September 21 SUPER		3,600.00	5,540.91		
14/10/2021	Direct Debit 062934 COMMSEC SECURITI COMMSEC	5,394.95		145.96		
21/10/2021	Direct Credit 062895 COMMONWEALTH SEC COMMSEC		494.86	640.82		
19/11/2021	Transfer From TECH ADVISORY SERVICES PTY Part payment		2,600.00	3,240.82		
19/11/2021	TAX OFFICE PAYMENTS CommBank app BPAY 7 001332644379080560 001332644379080560	2,503.90		736.92		
07/12/2021	Direct Credit 128594 Dec 21 SUPER Dec 21 SUPER		600.00	1,336.92		
07/12/2021	ATX NRRI 2021 NetBank BPAY 366195 158309900000756278 ATX SPP SMSF	1,107.90		229.02		
25/01/2022	Transfer From TECH ADVISORY SERVICES PTY CREDIT TO ACCOUNT		400.00	629.02		
20/04/2022	Direct Credit 128594 MARCH 22 SUPER MARCH 22 SUPER		3,600.00	4,229.02		
22/04/2022	Transfer To Superhelp Australia NetBank Peter Sherlock Super fund	550.00		3,679.02		

Peter Sherlock Superannuation Fund

Bank Statement Report

For The Period 01 July 2021 to 30 June 2022

Date	Description	Debit \$	Credit \$	Ledger Balance \$	Statement Balance \$	Variance \$
23/06/2022	Direct Credit 128594 June 22 SUPER June 22 SUPER		3,600.00	7,279.02		
28/06/2022	Direct Debit 062934 COMMSEC SECURITI COMMSEC	4,481.95		2,797.07		
30/06/2022	TAX OFFICE PAYMENTS NetBank BPAY 75556 332644379081960 ATO Tax	2,504.00		293.07		
30/06/2022	CLOSING BALANCE			293.07		
		<u>22,875.15</u>	<u>23,061.77</u>			



Your Statement

Statement 112 (Page 1 of 2)

Account Number 06 7167 10695437

Statement Period 12 Apr 2022 - 11 May 2022

Closing Balance \$3,679.02 CR

Enquiries 13 1998
 (24 hours a day, 7 days a week)



003

PETER SHERLOCK PTY LIMITED AND PETER SHERLOCK
 32 PARKES ST
 MANLY VALE NSW 2093

Direct Investment Account

If this account has an attached overdraft limit or facility and we send you a statement every 4 or 6 months, we will update your statement preference to every 3 months as part of changes made to the new Banking Code of Practice from 1 July 2019.

The Commonwealth Direct Investment Account is the preferred cash account for CommSec investors. You will receive discounted brokerage when you link your CDIA to a CommSec Trading Account, and enjoy the convenience of managing your funds through NetBank and the CommBank app.


Name: PETER SHERLOCK PTY LTD ITF PETER SHERLOCK

Note: Have you checked your statement today? It's easy to find out more information about each of your transactions by logging on to the CommBank App or NetBank. Should you have any questions on fees or see an error please contact us on the details above. Cheque proceeds are available when cleared.

The date of transactions shown here may be different on your other transaction lists (for example, the transaction list that appears on the CommBank app).

Date	Transaction	Debit	Credit	Balance
12 Apr	2022 OPENING BALANCE			\$629.02 CR
20 Apr	Direct Credit 128594 MARCH 22 SUPER MARCH 22 SUPER		3,600.00	\$4,229.02 CR
22 Apr	Transfer To Superhelp Australia NetBank Peter Sherlock Super fund	550.00		\$3,679.02 CR
11 May	2022 CLOSING BALANCE			\$3,679.02 CR

Opening balance	-	Total debits	+	Total credits	=	Closing balance
\$629.02 CR		\$550.00		\$3,600.00		\$3,679.02 CR





Your Credit Interest Rate Summary

Date	Balance	Standard Credit Interest Rate (p.a.)
11 May	Less than \$10,000.00	0.00%
	\$10,000.00 - \$19,999.99	0.00%
	\$20,000.00 - \$49,999.99	0.00%
	\$50,000.00 - \$99,999.99	0.00%
	\$100,000.00 - \$249,999.99	0.00%
	\$250,000.00 - \$499,999.99	0.00%
	\$500,000.00 and over	0.10%

Note. Interest rates are effective as at the date shown but are subject to change.

Important Information:

We try to get things right the first time – but if we don't, we'll do what we can to fix it.

You can fix most problems simply by contacting us.

Write to: CBA Group Customer Relations, Reply Paid 41, Sydney NSW 2001

Tell us online: commbank.com.au/support/compliments-and-complaints.html

Call: 1800 805 605 (free call)

You can also contact the Australian Financial Complaints Authority, AFCA, an independent external dispute resolution body approved by ASIC - time limits may apply, visit AFCA, afca.org.au, website for more information.

Write to: Australian Financial Complaints Authority, GPO Box 3, Melbourne VIC 3001

Email: info@afca.org.au

Call: 1800 931 678, free call Monday to Friday 9am– 5pm, AEST



Account Number 06 7167 10695437

Statement Period 12 Aug 2021 - 11 Sep 2021

Closing Balance \$4,143.95 CR

Enquiries 13 1998
 (24 hours a day, 7 days a week)



003

PETER SHERLOCK PTY LIMITED AND PETER SHERLOCK
 LOCK
 32 PARKES ST
 MANLY VALE NSW 2093

Direct Investment Account

If this account has an attached overdraft limit or facility and we send you a statement every 4 or 6 months, we will update your statement preference to every 3 months as part of changes made to the new Banking Code of Practice from 1 July 2019.

The Commonwealth Direct Investment Account is the preferred cash account for CommSec investors. You will receive discounted brokerage when you link your CDIA to a CommSec Trading Account, and enjoy the convenience of managing your funds through NetBank and the CommBank app.

Name: PETER SHERLOCK PTY LTD ITF PETER SHERLOCK

Note: Have you checked your statement today? It's easy to find out more information about each of your transactions by logging on to the CommBank App or NetBank. Should you have any questions on fees or see an error please contact us on the details above. Cheque proceeds are available when cleared.


The date of transactions shown here may be different on your other transaction lists (for example, the transaction list that appears on the CommBank app).

Date	Transaction	Debit	Credit	Balance
12 Aug 2021	OPENING BALANCE			\$106.45 CR
18 Aug	Direct Credit 128594 March Super March Super		2,280.00	\$2,386.45 CR
18 Aug	Direct Credit 128594 JUNE 21 SUPER JUNE 21 SUPER		3,420.00	\$5,806.45 CR
19 Aug	TAX OFFICE PAYMENTS NetBank BPAY 75556 551001505909287211 division 293	1,662.50		\$4,143.95 CR
11 Sep 2021	CLOSING BALANCE			\$4,143.95 CR

Opening balance	-	Total debits	+	Total credits	=	Closing balance
\$106.45 CR		\$1,662.50		\$5,700.00		\$4,143.95 CR



*# 624.1271.1.1 ZZ258R3 0303SL.R3.S941.D256.O.V06.00.33



Your Credit Interest Rate Summary

Date	Balance	Standard Credit Interest Rate (p.a.)
11 Sep	Less than \$10,000.00	0.00%
	\$10,000.00 - \$19,999.99	0.00%
	\$20,000.00 - \$49,999.99	0.00%
	\$50,000.00 - \$99,999.99	0.00%
	\$100,000.00 - \$249,999.99	0.00%
	\$250,000.00 - \$499,999.99	0.00%
	\$500,000.00 and over	0.10%

Note. Interest rates are effective as at the date shown but are subject to change.



Account Number 06 7167 10695437

Statement Period 12 Oct 2021 - 11 Nov 2021

Closing Balance \$640.82 CR

Enquiries 13 1998
 (24 hours a day, 7 days a week)



003

PETER SHERLOCK PTY LIMITED AND PETER SHERLOCK
 LOCK
 32 PARKES ST
 MANLY VALE NSW 2093

Direct Investment Account

If this account has an attached overdraft limit or facility and we send you a statement every 4 or 6 months, we will update your statement preference to every 3 months as part of changes made to the new Banking Code of Practice from 1 July 2019.

The Commonwealth Direct Investment Account is the preferred cash account for CommSec investors. You will receive discounted brokerage when you link your CDIA to a CommSec Trading Account, and enjoy the convenience of managing your funds through NetBank and the CommBank app.

Name: PETER SHERLOCK PTY LTD ITF PETER SHERLOCK
 K


Note: Have you checked your statement today? It's easy to find out more information about each of your transactions by logging on to the CommBank App or NetBank. Should you have any questions on fees or see an error please contact us on the details above. Cheque proceeds are available when cleared.

The date of transactions shown here may be different on your other transaction lists (for example, the transaction list that appears on the CommBank app).

Date	Transaction	Debit	Credit	Balance
12 Oct	2021 OPENING BALANCE			\$5,540.91 CR
14 Oct	Direct Debit 062934 COMMSEC SECURITI COMMSEC	5,394.95		\$145.96 CR
21 Oct	Direct Credit 062895 COMMONWEALTH SEC COMMSEC		494.86	\$640.82 CR
11 Nov	2021 CLOSING BALANCE			\$640.82 CR

Opening balance	-	Total debits	+	Total credits	=	Closing balance
\$5,540.91 CR		\$5,394.95		\$494.86		\$640.82 CR





Your Credit Interest Rate Summary

Date	Balance	Standard Credit Interest Rate (p.a.)
11 Nov	Less than \$10,000.00	0.00%
	\$10,000.00 - \$19,999.99	0.00%
	\$20,000.00 - \$49,999.99	0.00%
	\$50,000.00 - \$99,999.99	0.00%
	\$100,000.00 - \$249,999.99	0.00%
	\$250,000.00 - \$499,999.99	0.00%
	\$500,000.00 and over	0.10%

Note. Interest rates are effective as at the date shown but are subject to change.

Important Information:

We try to get things right the first time – but if we don't, we'll do what we can to fix it.

You can fix most problems simply by contacting us.

Write to: CBA Group Customer Relations, Reply Paid 41, Sydney NSW 2001

Tell us online: commbank.com.au/support/compliments-and-complaints.html

Call: 1800 805 605 (free call)

You can also contact the Australian Financial Complaints Authority, AFCA, an independent external dispute resolution body approved by ASIC - time limits may apply, visit AFCA, afca.org.au, website for more information.

Write to: Australian Financial Complaints Authority, GPO Box 3, Melbourne VIC 3001

Email: info@afca.org.au

Call: 1800 931 678, free call Monday to Friday 9am– 5pm, AEST



Account Number 06 7167 10695437

Statement Period 12 Jan 2022 - 11 Feb 2022

Closing Balance \$629.02 CR

Enquiries 13 1998
 (24 hours a day, 7 days a week)



003

PETER SHERLOCK PTY LIMITED AND PETER SHERLOCK
 LOCK
 32 PARKES ST
 MANLY VALE NSW 2093

Direct Investment Account

If this account has an attached overdraft limit or facility and we send you a statement every 4 or 6 months, we will update your statement preference to every 3 months as part of changes made to the new Banking Code of Practice from 1 July 2019.

The Commonwealth Direct Investment Account is the preferred cash account for CommSec investors. You will receive discounted brokerage when you link your CDIA to a CommSec Trading Account, and enjoy the convenience of managing your funds through NetBank and the CommBank app.

Name: PETER SHERLOCK PTY LTD ITF PETER SHERLOCK

Note: Have you checked your statement today? It's easy to find out more information about each of your transactions by logging on to the CommBank App or NetBank. Should you have any questions on fees or see an error please contact us on the details above. Cheque proceeds are available when cleared.

The date of transactions shown here may be different on your other transaction lists (for example, the transaction list that appears on the CommBank app).

Date	Transaction	Debit	Credit	Balance
12 Jan 2022	OPENING BALANCE			\$229.02 CR
25 Jan	Transfer From TECH ADVISORY SERVICES PTY CREDIT TO ACCOUNT		400.00	\$629.02 CR
11 Feb 2022	CLOSING BALANCE			\$629.02 CR

Opening balance	-	Total debits	+	Total credits	=	Closing balance
\$229.02 CR		Nil		\$400.00		\$629.02 CR


Your Credit Interest Rate Summary

Date	Balance	Standard Credit Interest Rate (p.a.)
11 Feb	Less than \$10,000.00	0.00%
	\$10,000.00 - \$19,999.99	0.00%
	\$20,000.00 - \$49,999.99	0.00%
	\$50,000.00 - \$99,999.99	0.00%
	\$100,000.00 - \$249,999.99	0.00%
	\$250,000.00 - \$499,999.99	0.00%
	\$500,000.00 and over	0.10%

Note. Interest rates are effective as at the date shown but are subject to change.



*# 1135.1592.1.1 ZZ258R3 0303 SL.R3.S941.D042.O V06.00.35

**Important Information:**

We try to get things right the first time – but if we don't, we'll do what we can to fix it.

You can fix most problems simply by contacting us.

Write to: CBA Group Customer Relations, Reply Paid 41, Sydney NSW 2001

Tell us online: commbank.com.au/support/compliments-and-complaints.html

Call: 1800 805 605 (free call)

You can also contact the Australian Financial Complaints Authority, AFCA, an independent external dispute resolution body approved by ASIC - time limits may apply, visit AFCA, afca.org.au, website for more information.

Write to: Australian Financial Complaints Authority, GPO Box 3, Melbourne VIC 3001

Email: info@afca.org.au

Call: 1800 931 678, free call Monday to Friday 9am– 5pm, AEST



Account Number 06 7167 10695437

Statement Period 12 Feb 2022 - 11 Mar 2022

Closing Balance \$629.02 CR

Enquiries 13 1998
 (24 hours a day, 7 days a week)



003

PETER SHERLOCK PTY LIMITED AND PETER SHERLOCK
 LOCK
 32 PARKES ST
 MANLY VALE NSW 2093

Direct Investment Account

If this account has an attached overdraft limit or facility and we send you a statement every 4 or 6 months, we will update your statement preference to every 3 months as part of changes made to the new Banking Code of Practice from 1 July 2019.

The Commonwealth Direct Investment Account is the preferred cash account for CommSec investors. You will receive discounted brokerage when you link your CDIA to a CommSec Trading Account, and enjoy the convenience of managing your funds through NetBank and the CommBank app.

Name: PETER SHERLOCK PTY LTD ITF PETER SHERLOCK
 K

Note: Have you checked your statement today? It's easy to find out more information about each of your transactions by logging on to the CommBank App or NetBank. Should you have any questions on fees or see an error please contact us on the details above. Cheque proceeds are available when cleared.

The date of transactions shown here may be different on your other transaction lists (for example, the transaction list that appears on the CommBank app).

Date	Transaction	Debit	Credit	Balance
12 Feb 2022	OPENING BALANCE			\$629.02 CR
11 Mar 2022	CLOSING BALANCE			\$629.02 CR

Opening balance	-	Total debits	+	Total credits	=	Closing balance
\$629.02 CR		Nil		Nil		\$629.02 CR

Your Credit Interest Rate Summary

Date	Balance	Standard Credit Interest Rate (p.a.)
11 Mar	Less than \$10,000.00	0.00%
	\$10,000.00 - \$19,999.99	0.00%
	\$20,000.00 - \$49,999.99	0.00%
	\$50,000.00 - \$99,999.99	0.00%
	\$100,000.00 - \$249,999.99	0.00%
	\$250,000.00 - \$499,999.99	0.00%
	\$500,000.00 and over	0.10%

Note. Interest rates are effective as at the date shown but are subject to change.



**Important Information:**

We try to get things right the first time – but if we don't, we'll do what we can to fix it.

You can fix most problems simply by contacting us.

Write to: CBA Group Customer Relations, Reply Paid 41, Sydney NSW 2001

Tell us online: commbank.com.au/support/compliments-and-complaints.html

Call: 1800 805 605 (free call)

You can also contact the Australian Financial Complaints Authority, AFCA, an independent external dispute resolution body approved by ASIC - time limits may apply, visit AFCA, afca.org.au, website for more information.

Write to: Australian Financial Complaints Authority, GPO Box 3, Melbourne VIC 3001

Email: info@afca.org.au

Call: 1800 931 678, free call Monday to Friday 9am– 5pm, AEST



Account Number 06 7167 10695437

Statement Period 12 May 2022 - 11 Jun 2022

Closing Balance \$3,679.02 CR

Enquiries 13 1998
 (24 hours a day, 7 days a week)



003

PETER SHERLOCK PTY LIMITED AND PETER SHERLOCK
 LOCK
 32 PARKES ST
 MANLY VALE NSW 2093

Direct Investment Account

If this account has an attached overdraft limit or facility and we send you a statement every 4 or 6 months, we will update your statement preference to every 3 months as part of changes made to the new Banking Code of Practice from 1 July 2019.

The Commonwealth Direct Investment Account is the preferred cash account for CommSec investors. You will receive discounted brokerage when you link your CDIA to a CommSec Trading Account, and enjoy the convenience of managing your funds through NetBank and the CommBank app.

Name: PETER SHERLOCK PTY LTD ITF PETER SHERLOCK

Note: Have you checked your statement today? It's easy to find out more information about each of your transactions by logging on to the CommBank App or NetBank. Should you have any questions on fees or see an error please contact us on the details above. Cheque proceeds are available when cleared.

The date of transactions shown here may be different on your other transaction lists (for example, the transaction list that appears on the CommBank app).

Date	Transaction	Debit	Credit	Balance
12 May 2022	OPENING BALANCE			\$3,679.02 CR
11 Jun 2022	CLOSING BALANCE			\$3,679.02 CR


Opening balance	-	Total debits	+	Total credits	=	Closing balance
\$3,679.02 CR		Nil		Nil		\$3,679.02 CR

Your Credit Interest Rate Summary

Date	Balance	Standard Credit Interest Rate (p.a.)
11 Jun	Less than \$10,000.00	0.00%
	\$10,000.00 - \$19,999.99	0.00%
	\$20,000.00 - \$49,999.99	0.00%
	\$50,000.00 - \$99,999.99	0.00%
	\$100,000.00 - \$249,999.99	0.00%
	\$250,000.00 - \$499,999.99	0.00%
	\$500,000.00 and over	0.20%

Note. Interest rates are effective as at the date shown but are subject to change.



**Important Information:**

We try to get things right the first time – but if we don't, we'll do what we can to fix it.

You can fix most problems simply by contacting us.

Write to: CBA Group Customer Relations, Reply Paid 41, Sydney NSW 2001

Tell us online: commbank.com.au/support/compliments-and-complaints.html

Call: 1800 805 605 (free call)

You can also contact the Australian Financial Complaints Authority, AFCA, an independent external dispute resolution body approved by ASIC - time limits may apply, visit AFCA, afca.org.au, website for more information.

Write to: Australian Financial Complaints Authority, GPO Box 3, Melbourne VIC 3001

Email: info@afca.org.au

Call: 1800 931 678, free call Monday to Friday 9am– 5pm, AEST



Account Number 06 7167 10695437

Statement Period 12 Mar 2022 - 11 Apr 2022

Closing Balance \$629.02 CR

Enquiries 13 1998
 (24 hours a day, 7 days a week)



003

PETER SHERLOCK PTY LIMITED AND PETER SHERLOCK
 LOCK
 32 PARKES ST
 MANLY VALE NSW 2093

Direct Investment Account

If this account has an attached overdraft limit or facility and we send you a statement every 4 or 6 months, we will update your statement preference to every 3 months as part of changes made to the new Banking Code of Practice from 1 July 2019.

The Commonwealth Direct Investment Account is the preferred cash account for CommSec investors. You will receive discounted brokerage when you link your CDIA to a CommSec Trading Account, and enjoy the convenience of managing your funds through NetBank and the CommBank app.

Name: PETER SHERLOCK PTY LTD ITF PETER SHERLOCK

Note: Have you checked your statement today? It's easy to find out more information about each of your transactions by logging on to the CommBank App or NetBank. Should you have any questions on fees or see an error please contact us on the details above. Cheque proceeds are available when cleared.

The date of transactions shown here may be different on your other transaction lists (for example, the transaction list that appears on the CommBank app).

Date	Transaction	Debit	Credit	Balance
12 Mar 2022	OPENING BALANCE			\$629.02 CR
11 Apr 2022	CLOSING BALANCE			\$629.02 CR


Opening balance	-	Total debits	+	Total credits	=	Closing balance
\$629.02 CR		Nil		Nil		\$629.02 CR

Your Credit Interest Rate Summary

Date	Balance	Standard Credit Interest Rate (p.a.)
11 Apr	Less than \$10,000.00	0.00%
	\$10,000.00 - \$19,999.99	0.00%
	\$20,000.00 - \$49,999.99	0.00%
	\$50,000.00 - \$99,999.99	0.00%
	\$100,000.00 - \$249,999.99	0.00%
	\$250,000.00 - \$499,999.99	0.00%
	\$500,000.00 and over	0.10%

Note. Interest rates are effective as at the date shown but are subject to change.



**Important Information:**

We try to get things right the first time – but if we don't, we'll do what we can to fix it.

You can fix most problems simply by contacting us.

Write to: CBA Group Customer Relations, Reply Paid 41, Sydney NSW 2001

Tell us online: commbank.com.au/support/compliments-and-complaints.html

Call: 1800 805 605 (free call)

You can also contact the Australian Financial Complaints Authority, AFCA, an independent external dispute resolution body approved by ASIC - time limits may apply, visit AFCA, afca.org.au, website for more information.

Write to: Australian Financial Complaints Authority, GPO Box 3, Melbourne VIC 3001

Email: info@afca.org.au

Call: 1800 931 678, free call Monday to Friday 9am– 5pm, AEST



Account Number 06 7167 10695437

Statement Period 12 Jun 2021 - 11 Jul 2021

Closing Balance \$106.45 CR

Enquiries 13 1998
 (24 hours a day, 7 days a week)



003

PETER SHERLOCK PTY LIMITED AND
 PETER SHERLOCK
 UNIT 2 17 MCDONALD ST
 FRESHWATER NSW 2096

Direct Investment Account

If this account has an attached overdraft limit or facility and we send you a statement every 4 or 6 months, we will update your statement preference to every 3 months as part of changes made to the new Banking Code of Practice from 1 July 2019.

Your CommSec Commonwealth Direct Investment Account specifically designed for CommSec share traders can grow your savings while you plan your next investment. Earn a competitive rate of interest on balances over \$10,000. You can enjoy instant access to your money through ATMs, NetBank, EFTPOS, telephone banking and bank branches.

Name: PETER SHERLOCK PTY LTD ITF PETER SHERLOCK
 K

Note: Have you checked your statement today? It's easy to find out more information about each of your transactions by logging on to the CommBank App or NetBank. Should you have any questions on fees or see an error please contact us on the details above. Cheque proceeds are available when cleared.

The date of transactions shown here may be different on your other transaction lists (for example, the transaction list that appears on the CommBank app).

Date	Transaction	Debit	Credit	Balance
12 Jun 2021	OPENING BALANCE			\$106.45 CR
11 Jul 2021	CLOSING BALANCE			\$106.45 CR

Opening balance	-	Total debits	+	Total credits	=	Closing balance
\$106.45 CR		Nil		Nil		\$106.45 CR

Your Credit Interest Rate Summary

Date	Balance	Standard Credit Interest Rate (p.a.)
11 Jul	Less than \$10,000.00	0.00%
	\$10,000.00 - \$19,999.99	0.00%
	\$20,000.00 - \$49,999.99	0.00%
	\$50,000.00 - \$99,999.99	0.00%
	\$100,000.00 - \$249,999.99	0.00%
	\$250,000.00 - \$499,999.99	0.00%
	\$500,000.00 and over	0.10%

Note. Interest rates are effective as at the date shown but are subject to change.



*# 4073.7949.1.1 ZZ258R3 0303 SL.R3.S943.D193.O V06.00.33



Account Number 06 7167 10695437

Statement Period 12 Dec 2021 - 11 Jan 2022

Closing Balance \$229.02 CR

Enquiries 13 1998
 (24 hours a day, 7 days a week)



003

PETER SHERLOCK PTY LIMITED AND PETER SHERLOCK
 LOCK
 32 PARKES ST
 MANLY VALE NSW 2093

Direct Investment Account

If this account has an attached overdraft limit or facility and we send you a statement every 4 or 6 months, we will update your statement preference to every 3 months as part of changes made to the new Banking Code of Practice from 1 July 2019.

The Commonwealth Direct Investment Account is the preferred cash account for CommSec investors. You will receive discounted brokerage when you link your CDIA to a CommSec Trading Account, and enjoy the convenience of managing your funds through NetBank and the CommBank app.

Name: PETER SHERLOCK PTY LTD ITF PETER SHERLOCK

Note: Have you checked your statement today? It's easy to find out more information about each of your transactions by logging on to the CommBank App or NetBank. Should you have any questions on fees or see an error please contact us on the details above. Cheque proceeds are available when cleared.

The date of transactions shown here may be different on your other transaction lists (for example, the transaction list that appears on the CommBank app).

Date	Transaction	Debit	Credit	Balance
12 Dec 2021	OPENING BALANCE			\$229.02 CR
11 Jan 2022	CLOSING BALANCE			\$229.02 CR


Opening balance	-	Total debits	+	Total credits	=	Closing balance
\$229.02 CR		Nil		Nil		\$229.02 CR

Your Credit Interest Rate Summary

Date	Balance	Standard Credit Interest Rate (p.a.)
11 Jan	Less than \$10,000.00	0.00%
	\$10,000.00 - \$19,999.99	0.00%
	\$20,000.00 - \$49,999.99	0.00%
	\$50,000.00 - \$99,999.99	0.00%
	\$100,000.00 - \$249,999.99	0.00%
	\$250,000.00 - \$499,999.99	0.00%
	\$500,000.00 and over	0.10%

Note. Interest rates are effective as at the date shown but are subject to change.



**Important Information:**

We try to get things right the first time – but if we don't, we'll do what we can to fix it.

You can fix most problems simply by contacting us.

Write to: CBA Group Customer Relations, Reply Paid 41, Sydney NSW 2001

Tell us online: commbank.com.au/support/compliments-and-complaints.html

Call: 1800 805 605 (free call)

You can also contact the Australian Financial Complaints Authority, AFCA, an independent external dispute resolution body approved by ASIC - time limits may apply, visit AFCA, afca.org.au, website for more information.

Write to: Australian Financial Complaints Authority, GPO Box 3, Melbourne VIC 3001

Email: info@afca.org.au

Call: 1800 931 678, free call Monday to Friday 9am– 5pm, AEST



Account Number 06 7167 10695437

Statement Period 12 Sep 2021 - 11 Oct 2021

Closing Balance \$5,540.91 CR

Enquiries 13 1998
 (24 hours a day, 7 days a week)



003

PETER SHERLOCK PTY LIMITED AND PETER SHERLOCK
 LOCK
 32 PARKES ST
 MANLY VALE NSW 2093

Direct Investment Account

If this account has an attached overdraft limit or facility and we send you a statement every 4 or 6 months, we will update your statement preference to every 3 months as part of changes made to the new Banking Code of Practice from 1 July 2019.

The Commonwealth Direct Investment Account is the preferred cash account for CommSec investors. You will receive discounted brokerage when you link your CDIA to a CommSec Trading Account, and enjoy the convenience of managing your funds through NetBank and the CommBank app.

Name: PETER SHERLOCK PTY LTD ITF PETER SHERLOCK


Note: Have you checked your statement today? It's easy to find out more information about each of your transactions by logging on to the CommBank App or NetBank. Should you have any questions on fees or see an error please contact us on the details above. Cheque proceeds are available when cleared.

The date of transactions shown here may be different on your other transaction lists (for example, the transaction list that appears on the CommBank app).

Date	Transaction	Debit	Credit	Balance
12 Sep 2021	OPENING BALANCE			\$4,143.95 CR
17 Sep	Direct Credit 361578 QUICKSUPER QUICKSPR3047589811		2,399.91	\$6,543.86 CR
21 Sep	Direct Credit 526328 HANSEN DIV 001265420853		67.00	\$6,610.86 CR
22 Sep	Direct Debit 062934 COMMSEC SECURITI COMMSEC	4,669.95		\$1,940.91 CR
08 Oct	Direct Credit 128594 Sept 21 SUPER September 21 SUPER		3,600.00	\$5,540.91 CR
11 Oct 2021	CLOSING BALANCE			\$5,540.91 CR

Opening balance	-	Total debits	+	Total credits	=	Closing balance
\$4,143.95 CR		\$4,669.95		\$6,066.91		\$5,540.91 CR





Your Credit Interest Rate Summary

Date	Balance	Standard Credit Interest Rate (p.a.)
11 Oct	Less than \$10,000.00	0.00%
	\$10,000.00 - \$19,999.99	0.00%
	\$20,000.00 - \$49,999.99	0.00%
	\$50,000.00 - \$99,999.99	0.00%
	\$100,000.00 - \$249,999.99	0.00%
	\$250,000.00 - \$499,999.99	0.00%
	\$500,000.00 and over	0.10%

Note. Interest rates are effective as at the date shown but are subject to change.



003

PETER SHERLOCK PTY LIMITED AND PETER SHERLOCK
 LOCK
 32 PARKES ST
 MANLY VALE NSW 2093

Account Number 06 7167 10695437

Statement Period 12 Jun 2022 - 11 Jul 2022

Closing Balance \$581.43 CR

Enquiries 13 1998
 (24 hours a day, 7 days a week)

Direct Investment Account

If this account has an attached overdraft limit or facility and we send you a statement every 4 or 6 months, we will update your statement preference to every 3 months as part of changes made to the new Banking Code of Practice from 1 July 2019.

The Commonwealth Direct Investment Account is the preferred cash account for CommSec investors. You will receive discounted brokerage when you link your CDIA to a CommSec Trading Account, and enjoy the convenience of managing your funds through NetBank and the CommBank app.


Name: PETER SHERLOCK PTY LTD ITF PETER SHERLOCK
 K

Note: Have you checked your statement today? It's easy to find out more information about each of your transactions by logging on to the CommBank App or NetBank. Should you have any questions on fees or see an error please contact us on the details above. Cheque proceeds are available when cleared.


The date of transactions shown here may be different on your other transaction lists (for example, the transaction list that appears on the CommBank app).

Date	Transaction	Debit	Credit	Balance
12 Jun	2022 OPENING BALANCE			\$3,679.02 CR
23 Jun	Direct Credit 128594 June 22 SUPER June 22 SUPER		3,600.00	\$7,279.02 CR
28 Jun	Direct Debit 062934 COMMSEC SECURITI COMMSEC	4,481.95		\$2,797.07 CR
30 Jun	TAX OFFICE PAYMENTS NetBank BPAY 75556 332644379081960 ATO Tax	2,504.00		\$293.07 CR
05 Jul	Direct Credit 012721 ATO ATO009000016284396		838.36	\$1,131.43 CR
07 Jul	Transfer To Superhelp Australia NetBank INV 0890	550.00		\$581.43 CR
11 Jul	2022 CLOSING BALANCE			\$581.43 CR

Opening balance	-	Total debits	+	Total credits	=	Closing balance
\$3,679.02 CR		\$7,535.95		\$4,438.36		\$581.43 CR



1364.2178.1.1 ZZ258R3 0303 SL.R3.S941.D192.O V06.00.35



Your Credit Interest Rate Summary

Date	Balance	Standard Credit Interest Rate (p.a.)
11 Jul	Less than \$10,000.00	0.00%
	\$10,000.00 - \$19,999.99	0.05%
	\$20,000.00 - \$49,999.99	0.05%
	\$50,000.00 - \$99,999.99	0.05%
	\$100,000.00 - \$249,999.99	0.10%
	\$250,000.00 - \$499,999.99	0.15%
	\$500,000.00 and over	0.35%

Note. Interest rates are effective as at the date shown but are subject to change.

Important Information:

We try to get things right the first time – but if we don't, we'll do what we can to fix it.

You can fix most problems simply by contacting us.

Write to: CBA Group Customer Relations, Reply Paid 41, Sydney NSW 2001

Tell us online: commbank.com.au/support/compliments-and-complaints.html

Call: 1800 805 605 (free call)

You can also contact the Australian Financial Complaints Authority, AFCA, an independent external dispute resolution body approved by ASIC - time limits may apply, visit AFCA, afca.org.au, website for more information.

Write to: Australian Financial Complaints Authority, GPO Box 3, Melbourne VIC 3001

Email: info@afca.org.au

Call: 1800 931 678, free call Monday to Friday 9am– 5pm, AEST



Account Number 06 7167 10695437

Statement Period 12 Nov 2021 - 11 Dec 2021

Closing Balance \$229.02 CR

Enquiries 13 1998
 (24 hours a day, 7 days a week)



003

PETER SHERLOCK PTY LIMITED AND PETER SHERLOCK
 LOCK
 32 PARKES ST
 MANLY VALE NSW 2093

Direct Investment Account

If this account has an attached overdraft limit or facility and we send you a statement every 4 or 6 months, we will update your statement preference to every 3 months as part of changes made to the new Banking Code of Practice from 1 July 2019.

The Commonwealth Direct Investment Account is the preferred cash account for CommSec investors. You will receive discounted brokerage when you link your CDIA to a CommSec Trading Account, and enjoy the convenience of managing your funds through NetBank and the CommBank app.

Name: PETER SHERLOCK PTY LTD ITF PETER SHERLOCK


Note: Have you checked your statement today? It's easy to find out more information about each of your transactions by logging on to the CommBank App or NetBank. Should you have any questions on fees or see an error please contact us on the details above. Cheque proceeds are available when cleared.

The date of transactions shown here may be different on your other transaction lists (for example, the transaction list that appears on the CommBank app).

Date	Transaction	Debit	Credit	Balance
12 Nov 2021	OPENING BALANCE			\$640.82 CR
19 Nov	Transfer From TECH ADVISORY SERVICES PTY Part payment		2,600.00	\$3,240.82 CR
19 Nov	TAX OFFICE PAYMENTS CommBank app BPAY 7 001332644379080560 001332644379080560	2,503.90		\$736.92 CR
07 Dec	Direct Credit 128594 Dec 21 SUPER Dec 21 SUPER		600.00	\$1,336.92 CR
07 Dec	ATX NRRI 2021 NetBank BPAY 366195 158309900000756278 ATX SPP SMSF	1,107.90		\$229.02 CR
11 Dec 2021	CLOSING BALANCE			\$229.02 CR

Opening balance	-	Total debits	+	Total credits	=	Closing balance
\$640.82 CR		\$3,611.80		\$3,200.00		\$229.02 CR





Your Credit Interest Rate Summary

Date	Balance	Standard Credit Interest Rate (p.a.)
11 Dec	Less than \$10,000.00	0.00%
	\$10,000.00 - \$19,999.99	0.00%
	\$20,000.00 - \$49,999.99	0.00%
	\$50,000.00 - \$99,999.99	0.00%
	\$100,000.00 - \$249,999.99	0.00%
	\$250,000.00 - \$499,999.99	0.00%
	\$500,000.00 and over	0.10%

Note. Interest rates are effective as at the date shown but are subject to change.

Important Information:

We try to get things right the first time – but if we don't, we'll do what we can to fix it.

You can fix most problems simply by contacting us.

Write to: CBA Group Customer Relations, Reply Paid 41, Sydney NSW 2001

Tell us online: commbank.com.au/support/compliments-and-complaints.html

Call: 1800 805 605 (free call)

You can also contact the Australian Financial Complaints Authority, AFCA, an independent external dispute resolution body approved by ASIC - time limits may apply, visit AFCA, afca.org.au, website for more information.

Write to: Australian Financial Complaints Authority, GPO Box 3, Melbourne VIC 3001

Email: info@afca.org.au

Call: 1800 931 678, free call Monday to Friday 9am– 5pm, AEST



Account Number 06 7167 10695437

Statement Period 12 Jul 2021 - 11 Aug 2021

Closing Balance \$106.45 CR

Enquiries 13 1998
 (24 hours a day, 7 days a week)



003

PETER SHERLOCK PTY LIMITED AND
 PETER SHERLOCK
 UNIT 2 17 MCDONALD ST
 FRESHWATER NSW 2096

Direct Investment Account

If this account has an attached overdraft limit or facility and we send you a statement every 4 or 6 months, we will update your statement preference to every 3 months as part of changes made to the new Banking Code of Practice from 1 July 2019.

Your CommSec Commonwealth Direct Investment Account specifically designed for CommSec share traders can grow your savings while you plan your next investment. Earn a competitive rate of interest on balances over \$10,000. You can enjoy instant access to your money through ATMs, NetBank, EFTPOS, telephone banking and bank branches.

Name: PETER SHERLOCK PTY LTD ITF PETER SHERLOCK
 K

Note: Have you checked your statement today? It's easy to find out more information about each of your transactions by logging on to the CommBank App or NetBank. Should you have any questions on fees or see an error please contact us on the details above. Cheque proceeds are available when cleared.

The date of transactions shown here may be different on your other transaction lists (for example, the transaction list that appears on the CommBank app).

Date	Transaction	Debit	Credit	Balance
12 Jul 2021	OPENING BALANCE			\$106.45 CR
11 Aug 2021	CLOSING BALANCE			\$106.45 CR

Opening balance	-	Total debits	+	Total credits	=	Closing balance
\$106.45 CR		Nil		Nil		\$106.45 CR

Your Credit Interest Rate Summary

Date	Balance	Standard Credit Interest Rate (p.a.)
11 Aug	Less than \$10,000.00	0.00%
	\$10,000.00 - \$19,999.99	0.00%
	\$20,000.00 - \$49,999.99	0.00%
	\$50,000.00 - \$99,999.99	0.00%
	\$100,000.00 - \$249,999.99	0.00%
	\$250,000.00 - \$499,999.99	0.00%
	\$500,000.00 and over	0.10%

Note. Interest rates are effective as at the date shown but are subject to change.



*# 2462.3726.1.1 ZZ258R3 0303 SL.R3.S942.D223.O V06.00.33

72300 - Derivatives (Options, Hybrids, Future Contracts)

2022 Financial Year

Preparer Shelley Lian

Reviewer Steven Lee

Status Ready for Review

Account Code	Description	CY Units	CY Balance	LY Units	LY Balance	Change
ATXO.AX	Amplia Therapeutics Limited	2052.000000	\$51.30			100%
TOTAL		CY Units	CY Balance	LY Units	LY Balance	
		2052.000000	\$51.30			

Supporting Documents

- Investment Movement Report [Report](#)

Standard Checklist

- Attach Investment Movement Report
- Attach relevant Statements and Source Documentation
- Ensure all Investments are valued correctly at June 30
- Ensure the investment is in accordance with the fund's investment strategy
- Ensure the investment is in accordance with the SIS Act

Peter Sherlock Superannuation Fund

Investment Movement Report

As at 30 June 2022

Investment	Opening Balance		Additions		Disposals			Closing Balance		Market Value
	Units	Cost	Units	Cost	Units	Cost	Accounting Profit/(Loss)	Units	Cost	
Bank Accounts										
CBA Direct Investment Account 10695437		106.45		23,061.77		(22,875.15)			293.07	293.07
		106.45		23,061.77		(22,875.15)			293.07	293.07
Derivatives (Options, Hybrids, Future Contracts)										
ATXO.AX - Amplia Therapeutics Limited			2,052.00	0.00				2,052.00	0.00	51.30
				0.00					0.00	51.30
Shares in Listed Companies (Australian)										
ATX.AX - Amplia Therapeutics Limited	24,620.00	5,847.95	52,155.00	5,589.85				76,775.00	11,437.80	7,370.40
ARU.AX - Arafura Resources Limited	582,147.00	44,051.61	56,000.00	10,064.90				638,147.00	54,116.51	181,871.90
HSN.AX - Hansen Technologies Limited	1,700.00	5,439.15			(1,700.00)	(5,439.15)	5,121.91		0.00	
TLX.AX - Telix Pharmaceuticals Limited	8,900.00	6,080.35	1,750.00	10,066.20				10,650.00	16,146.55	48,244.50
		61,419.06		25,720.95		(5,439.15)	5,121.91		81,700.86	237,486.80
		61,525.51		48,782.72		(28,314.30)	5,121.91		81,993.93	237,831.17

77600 - Shares in Listed Companies (Australian)

2022 Financial Year

Preparer Shelley Lian

Reviewer Steven Lee

Status Ready for Review

Account Code	Description	CY Units	CY Balance	LY Units	LY Balance	Change
ARU.AX	Arafura Resources Limited	638147.000000	\$181,871.90	582147.000000	\$72,768.38	149.93%
ATX.AX	Amplia Therapeutics Limited	76775.000000	\$7,370.40	24620.000000	\$5,662.60	30.16%
HSN.AX	Hansen Technologies Limited	0.000000		1700.000000	\$10,557.00	100%
TLX.AX	Telix Pharmaceuticals Limited	10650.000000	\$48,244.50	8900.000000	\$54,201.00	(10.99)%
TOTAL		CY Units	CY Balance	LY Units	LY Balance	
		725572.000000	\$237,486.80	617367.000000	\$143,188.98	

Supporting Documents

- Balance Review Report [Report](#)
- Investment Movement Report [Report](#)
- 2330442_2022EOFYMerged.pdf

Standard Checklist

- Attach Balance Review Report
- Attach copies of HIN/SRN or Chess Statements, Broker Statements, Contract Notes Corporate Action documentation and any other relevant Source Documentation
- Attach Investment Movement Report
- Ensure all Investments are valued correctly at June 30
- Ensure the investment is in accordance with the Fund's investment strategy

Peter Sherlock Superannuation Fund
Balance Review Report

As at 30 June 2022

Investment Code	Investment Name	Holding Reference	Third Party Data			BGL Ledger	Variance
			Data Feed Provider	Balance Date	Balance Amount	Balance	
60400	Bank Accounts						
CBA10695437	CBA Direct Investment Account 10695437					293.07	
72300	Derivatives (Options, Hybrids, Future Contracts)						
ATXO.AX	Amplia Therapeutics Limited					2,052.0000	
77600	Shares in Listed Companies (Australian)						
ATX.AX	Amplia Therapeutics Limited				Setup	76,775.0000	76,775.0000
ARU.AX	Arafura Resources Limited				Setup	638,147.0000	638,147.0000
TLX.AX	Telix Pharmaceuticals Limited				Setup	10,650.0000	10,650.0000

Peter Sherlock Superannuation Fund

Investment Movement Report

As at 30 June 2022

Investment	Opening Balance		Additions		Disposals			Closing Balance		Market Value
	Units	Cost	Units	Cost	Units	Cost	Accounting Profit/(Loss)	Units	Cost	
Bank Accounts										
CBA Direct Investment Account 10695437		106.45		23,061.77		(22,875.15)			293.07	293.07
		106.45		23,061.77		(22,875.15)			293.07	293.07
Derivatives (Options, Hybrids, Future Contracts)										
ATXO.AX - Amplia Therapeutics Limited			2,052.00	0.00				2,052.00	0.00	51.30
				0.00					0.00	51.30
Shares in Listed Companies (Australian)										
ATX.AX - Amplia Therapeutics Limited	24,620.00	5,847.95	52,155.00	5,589.85				76,775.00	11,437.80	7,370.40
ARU.AX - Arafura Resources Limited	582,147.00	44,051.61	56,000.00	10,064.90				638,147.00	54,116.51	181,871.90
HSN.AX - Hansen Technologies Limited	1,700.00	5,439.15			(1,700.00)	(5,439.15)	5,121.91		0.00	
TLX.AX - Telix Pharmaceuticals Limited	8,900.00	6,080.35	1,750.00	10,066.20				10,650.00	16,146.55	48,244.50
		61,419.06		25,720.95		(5,439.15)	5,121.91		81,700.86	237,486.80
		61,525.51		48,782.72		(28,314.30)	5,121.91		81,993.93	237,831.17

Financial Year Summary

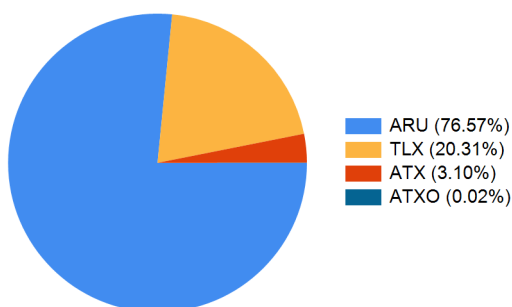
1 JULY 2021 - 30 JUNE 2022



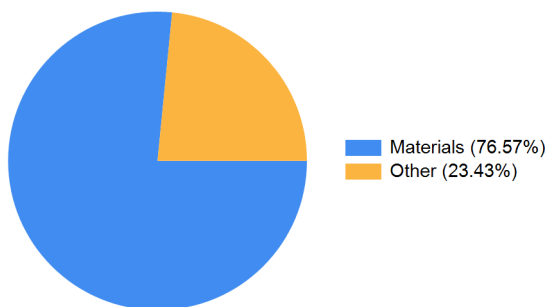
Portfolio Valuation	Account Number	Account Name	Value as at 30 June 2022
Shares	2330442	PETER SHERLOCK PTY LTD <PETER SHERLOCK A/C>	\$237,538.10
CDIA	10695437	Peter Sherlock	\$293.07
TOTAL PORTFOLIO VALUE			\$237,831.17

Allocation as at 30 June 2022

Shares in your portfolio



Sectors in your portfolio



Estimated Interest & Dividends

2021-2022 Financial Year

Est. Franked Dividends	\$45.90
Est. Unfranked Dividends	\$39.10
Est. Franking Credits	\$19.67
Est. Interest Received from Interest Rate Securities	\$0.00
TOTAL INCOME	\$85.00

Fees & Charges

2021-2022 Financial Year

Total Brokerage (inc. GST)	\$119.75
Total Subscriptions (inc. GST)	\$0.00
Other Fees (inc. GST)	\$0.00
TOTAL FEES & CHARGES	\$119.75

Financial Year Summary

1 JULY 2021 - 30 JUNE 2022



This statement only provides information for CDIA accounts that have been designated as the settlement account for your Commonwealth Securities Limited Share Trading account as at 30 June. Please refer to NetBank for interest income from all other CBA accounts.

The interest shown is net of any non-resident or TFN withholding tax (if applicable). Please refer to Netbank for bank fees paid on your designated CDIA settlement account in the financial year.

The total brokerage outlined does not include any rebates you may have received over the financial year. Refer to your transaction statement records for this information.

This report only includes an estimate of dividends paid for holdings held with Commonwealth Securities Limited as at the ex-dividend date. For instance, any dividends paid prior to holdings being transferred to Commonwealth Securities Limited are not included.

This statement is an estimated summary document only and it is not intended to replace any document which contains information that may be required for taxation purposes. You should therefore refer to your CHESSE statements, dividend statements, confirmation contract notes and other investment or bank account statements for your records in this regard. This statement may not include information on accounts which have been closed, switched product type, transferred Holder Identification Number (HIN), or switched Participant Identification Number (PID) during the financial year.

This statement is issued by Commonwealth Securities Limited ABN 60 067 254 399 AFSL 238814, a market participant of ASX and Cboe Australia Pty Ltd (formerly Chi-X Australia Pty Limited), a clearing participant of ASX Clear Pty Limited and a settlement participant of ASX Settlement Pty Limited. Commonwealth Securities Limited is a wholly owned but non-guaranteed subsidiary of the Commonwealth Bank of Australia ABN 48 123 123 124 AFSL 234945 ("CBA"). Information contained in this statement is believed to be accurate at the time the statement is generated. CBA and its subsidiaries do not accept any liability for any errors or omissions contained in this statement, or any responsibility for any action taken in reliance on this statement. This document contains general information only and does not take into account your individual objectives, financial and taxation situations or needs. Before acting on the information, consider the appropriateness of your own objectives, needs, financial and taxation situation and, if necessary, seek appropriate independent financial and taxation advice. CBA is not a registered tax (financial) adviser under the Tax Agent Services Act 2009. If there are any errors in this statement, please contact us.

Address: Commonwealth Securities Limited, Locked Bag 22, Australia Square NSW 1215 | Phone: 13 15 19 | Website: www.commsec.com.au

If you are not satisfied with the service or advice you receive from us, you are entitled to complain. We have established procedures to ensure that all enquiries and complaints are properly dealt with. Please refer to our Financial Services Guide for more information. If an issue has not been resolved to your satisfaction, you can lodge a complaint with the Australian Financial Complaints Authority. AFCA provides fair and independent financial services complaint resolution that is free to consumers. Website: www.afca.org.au, Telephone: 1800 931 678 (free call), Email: info@afca.org.au, In writing to: Australian Financial Complaints Authority, GPO Box 3, Melbourne VIC 3001.

Portfolio Valuation

30 JUNE 2022



SHARES - 2330442 - HIN 48879667

PETER SHERLOCK PTY LTD <PETER SHERLOCK A/C>

Portfolio	Units	Unit Price	Portfolio Value	% of Portfolio
ARU - ARAFURA RESOURCE LTD FPO (ORDINARY FULLY PAID)	638,147	\$0.2850	\$181,871.90	76.47%
ATX - AMPLIA THERAPEUTICS FPO (ORDINARY FULLY PAID)	76,775	\$0.0960	\$7,370.40	3.10%
ATXO - AMPLIA THERAPEUTICS OPT DEC23 (OPTION EXPIRING 31-DEC-2023)	2,052	\$0.0250	\$51.30	0.02%
TLX - TELIX PHARMACEUTICAL FPO (ORDINARY FULLY PAID)	10,650	\$4.5300	\$48,244.50	20.29%
		Sub Total	\$237,538.10	99.88%

Cash Accounts	Portfolio Value	% of Portfolio	
CDIA - 06716710695437	\$293.07	0.12%	
	TOTAL	\$237,831.17	100.00%

30 JUNE 2022

This statement only provides information for CDIA accounts that have been designated as the settlement account for your Commonwealth Securities Limited Share Trading account as at 30 June. Please refer to NetBank for interest income from all other CBA accounts.

The interest shown is net of any non-resident or TFN withholding tax (if applicable). Please refer to Netbank for bank fees paid on your designated CDIA settlement account in the financial year.

The total brokerage outlined does not include any rebates you may have received over the financial year. Refer to your transaction statement records for this information.

This report only includes an estimate of dividends paid for holdings held with Commonwealth Securities Limited as at the ex-dividend date. For instance, any dividends paid prior to holdings being transferred to Commonwealth Securities Limited are not included.

This statement is an estimated summary document only and it is not intended to replace any document which contains information that may be required for taxation purposes. You should therefore refer to your CHESS statements, dividend statements, confirmation contract notes and other investment or bank account statements for your records in this regard. This statement may not include information on accounts which have been closed, switched product type, transferred Holder Identification Number (HIN), or switched Participant Identification Number (PID) during the financial year.

This statement is issued by Commonwealth Securities Limited ABN 60 067 254 399 AFSL 238814, a market participant of ASX and Cboe Australia Pty Ltd (formerly Chi-X Australia Pty Limited), a clearing participant of ASX Clear Pty Limited and a settlement participant of ASX Settlement Pty Limited. Commonwealth Securities Limited is a wholly owned but non-guaranteed subsidiary of the Commonwealth Bank of Australia ABN 48 123 123 124 AFSL 234945 ("CBA"). Information contained in this statement is believed to be accurate at the time the statement is generated. CBA and its subsidiaries do not accept any liability for any errors or omissions contained in this statement, or any responsibility for any action taken in reliance on this statement. This document contains general information only and does not take into account your individual objectives, financial and taxation situations or needs. Before acting on the information, consider the appropriateness of your own objectives, needs, financial and taxation situation and, if necessary, seek appropriate independent financial and taxation advice. CBA is not a registered tax (financial) adviser under the Tax Agent Services Act 2009. If there are any errors in this statement, please contact us.

Address: Commonwealth Securities Limited, Locked Bag 22, Australia Square NSW 1215 | Phone: 13 15 19 | Website: www.commsec.com.au

If you are not satisfied with the service or advice you receive from us, you are entitled to complain. We have established procedures to ensure that all enquiries and complaints are properly dealt with. Please refer to our Financial Services Guide for more information. If an issue has not been resolved to your satisfaction, you can lodge a complaint with the Australian Financial Complaints Authority. AFCA provides fair and independent financial services complaint resolution that is free to consumers. Website: www.afca.org.au, Telephone: 1800 931 678 (free call), Email: info@afca.org.au, In writing to: Australian Financial Complaints Authority, GPO Box 3, Melbourne VIC 3001.

Transaction Summary

1 JULY 2021 - 30 JUNE 2022



PETER SHERLOCK PTY LTD <PETER SHERLOCK A/C>

SHARES - 2330442 - HIN 48879667

Total Buys and Sells	2021 - 2022 Financial Year
Total Buys (inc. Brokerage + GST)	\$24,613.05
Total Sells (inc. Brokerage + GST)	\$10,561.06

ARU - ARAFURA RESOURCE LTD FPO (ORDINARY FULLY PAID)

Date	Type	Quantity	Unit Price	Trade Value	Brokerage+GST	GST	CNote	Total Value
12-Oct-2021	Buy	25,000	\$.2150	\$5,375.00	\$19.95	\$1.81	124793696	\$5,394.95
20-Sep-2021	Buy	26,000	\$.1500	\$3,900.00	\$19.95	\$1.81	123674336	\$3,919.95
20-Sep-2021	Buy	5,000	\$.1500	\$750.00	\$0.00	\$0.00	123701825	\$750.00
Sub Total					\$39.90	\$3.62		\$10,064.90

ATX - AMPLIA THERAPEUTICS FPO (ORDINARY FULLY PAID)

Date	Type	Quantity	Unit Price	Trade Value	Brokerage+GST	GST	CNote	Total Value
24-Jun-2022	Buy	46,000	\$.0970	\$4,462.00	\$19.95	\$1.81	134710017	\$4,481.95
Sub Total					\$19.95	\$1.81		\$4,481.95

HSN - HANSEN TECHNOLOGIES FPO (ORDINARY FULLY PAID)

Date	Type	Quantity	Unit Price	Trade Value	Brokerage+GST	GST	CNote	Total Value
19-Oct-2021	Sell	-1,700	\$6.2300	-\$10,591.01	\$29.95	\$2.72	125096565	-\$10,561.06
Sub Total					\$29.95	\$2.72		-\$10,561.06

TLX - TELIX PHARMACEUTICAL FPO (ORDINARY FULLY PAID)

Date	Type	Quantity	Unit Price	Trade Value	Brokerage+GST	GST	CNote	Total Value
19-Oct-2021	Buy	1,750	\$5.7350	\$10,036.25	\$29.95	\$2.72	125096884	\$10,066.20
Sub Total					\$29.95	\$2.72		\$10,066.20

Transaction Summary

1 JULY 2021 - 30 JUNE 2022



The transaction summary is only able to display information available to Commonwealth Securities Limited. Certain transactions may not be displayed, including but not limited to transactions made off market such as Initial Public Offerings (IPOs) and Delivery vs Payment Settlements (DvP). Transactions regarding corporate actions or stock transfers are not included and can be found on your statements as issued by the company or the share registry. Transactions for Issuer Sponsored holdings placed outside of this account are not included in this summary. Links to some of the key share registries can be found below:

Computershare (<http://www.computershare.com/au/Pages/default.aspx>)
Link Market Services (<https://investorcentre.linkmarketservices.com.au/Login.aspx/Login>)
Boardroom Limited (<https://boardroomlimited.com.au>)
Security Transfer Registrars (<https://www.securitytransfer.com.au>)
Advanced Share Registry Services (<http://www.advancedshare.com.au/Home.aspx>)

The total brokerage outlined does not include any rebates you may have received over the financial year. Refer to your transaction statement records for this information.

This report only includes an estimate of dividends paid for holdings held with Commonwealth Securities Limited as at the ex-dividend date. For instance, any dividends paid prior to holdings being transferred to Commonwealth Securities Limited are not included.

This statement is an estimated summary document only and it is not intended to replace any document which contains information that may be required for taxation purposes. You should therefore refer to your CHESS statements, dividend statements, confirmation contract notes and other investment or bank account statements for your records in this regard. This statement may not include information on accounts which have been closed, switched product type, transferred Holder Identification Number (HIN), or switched Participant Identification Number (PID) during the financial year.

This statement is issued by Commonwealth Securities Limited ABN 60 067 254 399 AFSL 238814, a market participant of ASX and Cboe Australia Pty Ltd (formerly Chi-X Australia Pty Limited), a clearing participant of ASX Clear Pty Limited and a settlement participant of ASX Settlement Pty Limited. Commonwealth Securities Limited is a wholly owned but non-guaranteed subsidiary of the Commonwealth Bank of Australia ABN 48 123 123 124 AFSL 234945 ("CBA"). Information contained in this statement is believed to be accurate at the time the statement is generated. CBA and its subsidiaries do not accept any liability for any errors or omissions contained in this statement, or any responsibility for any action taken in reliance on this statement. This document contains general information only and does not take into account your individual objectives, financial and taxation situations or needs. Before acting on the information, consider the appropriateness of your own objectives, needs, financial and taxation situation and, if necessary, seek appropriate independent financial and taxation advice. CBA is not a registered tax (financial) adviser under the Tax Agent Services Act 2009. If there are any errors in this statement, please contact us.

Address: Commonwealth Securities Limited, Locked Bag 22, Australia Square NSW 1215 | Phone: 13 15 19 | Website: www.commsec.com.au

If you are not satisfied with the service or advice you receive from us, you are entitled to complain. We have established procedures to ensure that all enquiries and complaints are properly dealt with. Please refer to our Financial Services Guide for more information. If an issue has not been resolved to your satisfaction, you can lodge a complaint with the Australian Financial Complaints Authority. AFCA provides fair and independent financial services complaint resolution that is free to consumers. Website: www.afca.org.au, Telephone: 1800 931 678 (free call), Email: info@afca.org.au, In writing to: Australian Financial Complaints Authority, GPO Box 3, Melbourne VIC 3001.

Interest & Estimated Dividend Summary



1 JULY 2021 - 30 JUNE 2022

SHARES - 2330442 - HIN 48879667

PETER SHERLOCK PTY LTD <PETER SHERLOCK A/C>

ESTIMATED DIVIDEND SUMMARY

HSN - HANSEN TECHNOLOGIES FPO (ORDINARY FULLY PAID)

Ex-div date	Payment Date	Type	Dividend per share	Units	Est. Unfranked Amount	Est. Franked Amount	Est. Total Dividend	Est. Franking Credit
27-Aug-2021	21-Sep-2021	Final	\$0.0500	1,700	\$39.10	\$45.90	\$85.00	\$19.67
Sub Total					\$39.10	\$45.90	\$85.00	\$19.67
TOTAL					\$39.10	\$45.90	\$85.00	\$19.67

ESTIMATED INTEREST RECEIVED

There are no transactions on this account.

TOTAL	\$0.00
--------------	---------------

INTEREST INCOME SUMMARY

Account	Interest
CDIA - 10695437	\$0.00
TOTAL	\$0.00

Interest & Estimated Dividend Summary



1 JULY 2021 - 30 JUNE 2022

This statement only provides information for CDIA accounts that have been designated as the settlement account for your Commonwealth Securities Limited Share Trading account as at 30 June. Please refer to NetBank for interest income from all other CBA accounts.

The interest shown is net of any non-resident or TFN withholding tax (if applicable). Please refer to Netbank for bank fees paid on your designated CDIA settlement account in the financial year.

(1) This is an estimate prepared by Commonwealth Securities Limited based upon units that you hold in accordance with our records and may not distinguish between cash dividends or dividends reinvested through any particular company's dividend reinvestment plan. Your actual entitlement will be determined by information recorded in the company's share registry at the relevant record dates. Amounts that may have been withheld for failing to provide your tax file number to your share registries are not disclosed on this report.

Dividends are estimated by CommSec based on the total registered Units held on the Record Date of the dividend. The following fields are estimated in accordance with the calculations outlined below:

- (a) Units = Total registered units of security held on the Record Date of the dividend
- (b) Est. Unfranked Amount = Units X Dividend per security X Unfranked %
- (c) Est. Franked Amount = Units X Dividend per security X Franked %
- (d) Est. Franking Credit = (Est. Franked Amount X company tax rate)/(100 - company tax rate)
- (e) Est. Total Dividend = Units x Dividend per security

(2) In order to be eligible to claim the benefit of a franking credit, you must be a 'qualified person'. You will be a qualified person if you satisfy:

One of the specific concessions in the legislation (for example, you are an individual whose total franking credit entitlement for the income year does not exceed \$5,000); and/or
The 45-day rule

The 45-day rule requires that if you are an Australian tax resident shareholder, you must have held the security 'at risk' for at least 45 consecutive days, not including date of purchase and date of sale. Where the 45 day holding requirement has not been satisfied, the 45-day rule may apply to deny the franking credits attached to the dividend received in respect of the particular security. The 45-day rule is complex. You should obtain your own taxation advice to understand how these provisions apply to you.

Please refer to the statements provided by the Share Registry for tax return purposes. These may include details of any foreign tax credits you may be entitled to and breakdown of any trust distribution you may have received.

For details of the components of your ASX listed trust distributions you will need to refer to the Annual Tax Statement issued by the trust manager.

The total brokerage outlined does not include any rebates you may have received over the financial year. Refer to your transaction statement records for this information.

This report only includes an estimate of dividends paid for holdings held with Commonwealth Securities Limited as at the ex-dividend date. For instance, any dividends paid prior to holdings being transferred to Commonwealth Securities Limited are not included.

This statement is an estimated summary document only and it is not intended to replace any document which contains information that may be required for taxation purposes. You should therefore refer to your CHESS statements, dividend statements, confirmation contract notes and other investment or bank account statements for your records in this regard. This statement may not include information on accounts which have been closed, switched product type, transferred Holder Identification Number (HIN), or switched Participant Identification Number (PID) during the financial year.

This statement is issued by Commonwealth Securities Limited ABN 60 067 254 399 AFSL 238814, a market participant of ASX and Cboe Australia Pty Ltd (formerly Chi-X Australia Pty Limited), a clearing participant of ASX Clear Pty Limited and a settlement participant of ASX Settlement Pty Limited. Commonwealth Securities Limited is a wholly owned but non-guaranteed subsidiary of the Commonwealth Bank of Australia ABN 48 123 123 124 AFSL 234945 ("CBA"). Information contained in this statement is believed to be accurate at the time the statement is generated. CBA and its subsidiaries do not accept any liability for any errors or omissions contained in this statement, or any responsibility for any action taken in reliance on this statement. This document contains general information only and does not take into account your individual objectives, financial and taxation situations or needs. Before acting on the information, consider the appropriateness of your own objectives, needs, financial and taxation situation and, if necessary, seek appropriate independent financial and taxation advice. CBA is not a registered tax (financial) adviser under the Tax Agent Services Act 2009. If there are any errors in this statement, please contact us.

Address: Commonwealth Securities Limited, Locked Bag 22, Australia Square NSW 1215 | Phone: 13 15 19 | Website: www.commsec.com.au

If you are not satisfied with the service or advice you receive from us, you are entitled to complain. We have established procedures to ensure that all enquiries and complaints are properly dealt with. Please refer to our Financial Services Guide for more information. If an issue has not been resolved to your satisfaction, you can lodge a complaint with the Australian Financial Complaints Authority. AFCA provides fair and independent financial services complaint resolution that is free to consumers. Website: www.afca.org.au, Telephone: 1800 931 678 (free call), Email: info@afca.org.au, In writing to: Australian Financial Complaints Authority, GPO Box 3, Melbourne VIC 3001.

Interest & Estimated Dividend Summary



1 JULY 2021 - 30 JUNE 2022

GLOSSARY

Units	The number of registered securities that you own.
Unit Price	The Portfolio Valuation 'Unit Price' is calculated using a 'Reference' Price provided by the ASX which takes into account an adjustment to determine value at Close of Market if the Security does not trade in the Closing Single Price Auction on the Valuation Date.
Brokerage	The fee or charge that is paid by you when transacting a buy or sell.
Holder Identification Number (HIN)	When you are CHESS sponsored with a Broker you will be issued a unique number, called a HIN. Multiple holdings can be registered under the single HIN. A HIN starts with the letter X and usually followed by 10 numbers, e.g. X0001234567.
Dividend	A dividend is a payment made to shareholders from the company. This payment is a portion of the company's profits. ASX listed companies typically pay dividends twice a year, usually as an 'interim' dividend and a 'final dividend'. From time to time, a company may also pay a 'special' dividend.
Ex-dividend date	The ex-dividend date occurs two business days before the company's Record Date. To be entitled to a dividend a shareholder must have purchased the shares before the ex-dividend date. If you purchase shares on or after that date, the previous owner of the shares (and not you) is entitled to the dividend.
Interim dividend	A dividend paid during the year, usually accompanying a company's interim financial statements.
Final dividend	A dividend paid at the end of a company's financial year, representing a return based on the previous twelve months' financial performance and the future outlook.
Special dividend	A dividend paid by the company outside typical recurring (interim and final) dividend cycle.
Record date	The record date is the date the share registries use in determining who is entitled to a dividend or entitlement associated with a security. Those who held the security in the company and were on the register on the record date are eligible for the entitlement.
Payment date	The date on which a declared dividend is scheduled to be paid.
Unfranked dividend	Dividends which do not carry a franking credit.
Franked dividend	Franked dividends are paid to security holders out of profits on which the company has already paid tax.
Franking /Imputation Credit	A franking credit is your share of tax paid by a company on the profits from which your dividend is paid. They are also known as Imputation Credits.
Total subscription	Total subscription can include, but is not limited to market data and research subscription fees and share trade alerts.
Other fees	Other fees can include, but are not limited to: Off market transfer fees, conditional trading fees, rejection fees, early and late settlement fees, fail fees, SRN query, rebooking fees, cheque payment fee or cheque dishonour fees and the printing and posting of contract notes.
Corporate action (CA)	Any action initiated by the company or corporation, for the purpose of giving an entitlement to shareholders.

85000 - Income Tax Payable/Refundable

2022 Financial Year

Preparer Shelley Lian

Reviewer Steven Lee

Status Ready for Review

Account Code	Description	CY Balance	LY Balance	Change
85000	Income Tax Payable/Refundable	\$413.83	\$1,097.46	(62.29)%
TOTAL		CY Balance	LY Balance	
		\$413.83	\$1,097.46	

Supporting Documents

- Statement of Taxable Income [Report](#)
- Tax Reconciliation Report [Report](#)
- Non Deductible Expense Reconciliation [Report](#)
- Exempt Pension Reconciliation [Report](#)
- ATO_Income_Tax.pdf
- PAYG Instalments report 2022.pdf
- ATO Integrated Account.pdf

Standard Checklist

- Attach Actuarial Certificate (if applicable)
- Attach any other Tax reconciliations
- Attach copy of Exempt Pension Reconciliation (if applicable)
- Attach copy of Non Deductible Expense Reconciliation (if applicable)
- Attach copy of Statement of Taxable Income
- Attach copy of Tax Reconciliation Report
- Confirm Transactions in ATO Portal

Peter Sherlock Superannuation Fund
Statement of Taxable Income

For the year ended 30 June 2022

	2022
	\$
Benefits accrued as a result of operations	98,993.74
Less	
Other Non Taxable Income	0.10
Increase in MV of investments	74,067.32
Realised Accounting Capital Gains	5,121.91
	<u>79,189.33</u>
Add	
Other Non Deductible Expenses	1,662.50
Franking Credits	19.67
Credit for Tax Withheld - Foreign resident withholding	18.00
	<u>1,700.17</u>
SMSF Annual Return Rounding	(2.58)
Taxable Income or Loss	<u>21,502.00</u>
Income Tax on Taxable Income or Loss	3,225.30
Less	
Franking Credits	19.67
Credit for Tax Withheld - Foreign resident withholding	18.00
CURRENT TAX OR REFUND	<u>3,187.63</u>
Supervisory Levy	259.00
Income Tax Instalments Paid	(2,504.00)
AMOUNT DUE OR REFUNDABLE	<u>942.63</u>

* Distribution tax components review process has not been completed for the financial year.



Australian Government
Australian Taxation Office

Agent SUPERHELP AUSTRALIA PTY LTD
Client THE TRUSTEE FOR PETER
SHERLOCK SUPERANNUATION
FUND
ABN 33 264 437 908
TFN 877 577 129

Income tax 551

Date generated	09 May 2023
Overdue	\$0.00
Not yet due	\$0.00
Balance	\$0.00

Transactions

4 results found - from **09 May 2021** to **09 May 2023** sorted by **processed date** ordered **newest to oldest**

Processed date	Effective date	Description	Debit (DR)	Credit (CR)	Balance
30 Jun 2022	5 Jul 2022	EFT refund for Income Tax for the period from 01 Jul 20 to 30 Jun 21	\$838.36		\$0.00
30 Jun 2022	14 Jun 2022	Tax return Self Man Superfund - Income Tax for the period from 01 Jul 20 to 30 Jun 21		\$838.36	\$838.36 CR
8 Jun 2021	7 Jun 2021	Payment received		\$240.19	\$0.00
3 Jun 2021	15 Jun 2021	Tax return Self Man Superfund - Income Tax for the period from 01 Jul 19 to 30 Jun 20	\$240.19		\$240.19 DR



Australian Government
Australian Taxation Office

PAYG Instalments report 2022

Tax Agent 72357001
Last Updated 29/04/2023

TFN	Client Name	Quarter 1 (\$)	Quarter 2 (\$)	Quarter 3 (\$)	Quarter 4 (\$)	Total Instalment (\$)
877577129	THE TRUSTEE FOR PETER SHERLOCK SUPERANNUATION FUND	Not Applicable	Not Applicable	Not Applicable	2,504.00	2,504.00

Total No of Clients: 1



Australian Government
Australian Taxation Office

Agent SUPERHELP AUSTRALIA PTY LTD
Client THE TRUSTEE FOR PETER
 SHERLOCK SUPERANNUATION
 FUND
ABN 33 264 437 908
TFN 877 577 129

Activity statement 001

Date generated	09 May 2023
Overdue	\$0.00
Not yet due	\$0.00
Balance	\$0.00

Transactions

7 results found - from **09 May 2021** to **09 May 2023** sorted by **processed date** ordered **newest to oldest**

Processed date	Effective date	Description	Debit (DR)	Credit (CR)	Balance
23 Oct 2022	23 Oct 2022	General interest charge			\$0.00
23 Oct 2022	21 Oct 2022	Original Activity Statement for the period ending 30 Jun 22 - PAYG Instalments	\$2,504.00		\$0.00
1 Jul 2022	30 Jun 2022	Payment received		\$2,504.00	\$2,504.00 CR
22 Nov 2021	22 Nov 2021	General interest charge			\$0.00
22 Nov 2021	19 Nov 2021	Payment received		\$2,503.90	\$0.00
24 Oct 2021	24 Oct 2021	General interest charge			\$2,503.90 DR
24 Oct 2021	21 Oct 2021	Original Activity Statement for the period ending 30 Jun 21 - PAYG Instalments	\$2,504.00		\$2,503.90 DR

Peter Sherlock Superannuation Fund
Pension Non Deductible Expense Report

For The Period 01 July 2021 - 30 June 2022

	Date	Account Code	Account Description	Amount	Expense %	Deductible	Non Deductible
Segment - 01 July 2021 to 30 June 2022							
Label H							
	22/04/2022	30700	Auditor's Remuneration	550.00			
			Total	550.00	0.000 %	550.00	0.00
Label J							
	30/06/2022	30100	Accountancy Fees	550.00			
			Total	550.00	0.000 %	550.00	0.00
			Total Segment Expenses			1,100.00	0.00
			Total Expenses *			1,100.00	0.00

* General expense percentage - 0.000 %

* Investment expense percentage - 0.000 %

Peter Sherlock Superannuation Fund Tax Reconciliation Report

For the year ended 30 June 2022

Tax Return Label	Date	Account Code	Account Name	Amount \$
J - Unfranked dividend amount				
	21/09/2021	23900/HSN.AX	Hansen Technologies Limited	39.10
Sub-Total				39.10
Ignore Cents				0.10
Total				39.00
K - Franked dividend amount				
	21/09/2021	23900/HSN.AX	Hansen Technologies Limited	45.90
Sub-Total				45.90
Ignore Cents				0.90
Total				45.00
L - Income - Dividend franking credit				
	21/09/2021	23900/HSN.AX	Hansen Technologies Limited	19.67
Sub-Total				19.67
Ignore Cents				0.67
Total				19.00
R1 - Assessable employer contributions				
	18/08/2021	24200/SHEPET00001A	(Contributions) Sherlock, Peter - Accumulation (Accumulation)	2,280.00
	18/08/2021	24200/SHEPET00001A	(Contributions) Sherlock, Peter - Accumulation (Accumulation)	3,420.00
	17/09/2021	24200/SHEPET00001A	(Contributions) Sherlock, Peter - Accumulation (Accumulation)	2,399.91
	08/10/2021	24200/SHEPET00001A	(Contributions) Sherlock, Peter - Accumulation (Accumulation)	3,600.00
	19/11/2021	24200/SHEPET00001A	(Contributions) Sherlock, Peter - Accumulation (Accumulation)	2,600.00
	07/12/2021	24200/SHEPET00001A	(Contributions) Sherlock, Peter - Accumulation (Accumulation)	600.00
	25/01/2022	24200/SHEPET00001A	(Contributions) Sherlock, Peter - Accumulation (Accumulation)	400.00
	20/04/2022	24200/SHEPET00001A	(Contributions) Sherlock, Peter - Accumulation (Accumulation)	3,600.00
	23/06/2022	24200/SHEPET00001A	(Contributions) Sherlock, Peter - Accumulation (Accumulation)	3,600.00
Sub-Total				22,499.91
Ignore Cents				0.91
Total				22,499.00
R - Assessable contributions (R1 plus R2 plus R3 less R6)				
Assessable employer contributions				22,499.91
Sub-Total				22,499.91
Ignore Cents				0.91
Total				22,499.00
W - GROSS INCOME (Sum of labels A to U)				
				22,602.00
Sub-Total				22,602.00
Ignore Cents				0.00
Total				22,602.00

Peter Sherlock Superannuation Fund

Tax Reconciliation Report

For the year ended 30 June 2022

Tax Return Label	Date	Account Code	Account Name	Amount \$
V - TOTAL ASSESSABLE INCOME (W less Y)				
				22,602.00
Sub-Total				22,602.00
Ignore Cents				0.00
Total				22,602.00
H1 - Expenses - SMSF auditor fee				
	22/04/2022	30700	Auditor's Remuneration	550.00
Sub-Total				550.00
Ignore Cents				0.00
Total				550.00
J1 - Expenses - Management and administration expenses				
	30/06/2022	30100	Accountancy Fees	550.00
Sub-Total				550.00
Ignore Cents				0.00
Total				550.00
N - TOTAL DEDUCTIONS				
				1,100.00
Sub-Total				1,100.00
Ignore Cents				0.00
Total				1,100.00
O - TAXABLE INCOME OR LOSS				
				21,502.00
Sub-Total				21,502.00
Ignore Cents				0.00
Total				21,502.00
Z - TOTAL SMSF EXPENSES				
				1,100.00
Sub-Total				1,100.00
Ignore Cents				0.00
Total				1,100.00
A - Taxable income				
				21,502.00
Sub-Total				21,502.00
Ignore Cents				0.00
Total				21,502.00
T1 - Tax on taxable income				
				3,225.30
Sub-Total				3,225.30
Ignore Cents				0.00
Total				3,225.30

Peter Sherlock Superannuation Fund Tax Reconciliation Report

For the year ended 30 June 2022

Tax Return Label	Date	Account Code	Account Name	Amount \$
B - Gross Tax				
				3,225.30
Sub-Total				3,225.30
Ignore Cents				0.00
Total				3,225.30
T2 - SUBTOTAL				
				3,225.30
Sub-Total				3,225.30
Ignore Cents				0.00
Total				3,225.30
T3 - SUBTOTAL 2				
				3,225.30
Sub-Total				3,225.30
Ignore Cents				0.00
Total				3,225.30
E1 - Complying fund's franking credits tax offset				
	21/09/2021	23900/HSN.AX	Hansen Technologies Limited	19.67
Sub-Total				19.67
Ignore Cents				0.00
Total				19.67
E - Refundable tax offsets				
				19.67
Sub-Total				19.67
Ignore Cents				0.00
Total				19.67
T5 - TAX PAYABLE				
				3,205.63
Sub-Total				3,205.63
Ignore Cents				0.00
Total				3,205.63
H2 - Credit for tax withheld – foreign resident withholding				
	21/09/2021	23900/HSN.AX	Hansen Technologies Limited	18.00
Sub-Total				18.00
Ignore Cents				0.00
Total				18.00
H - Eligible credits				
				18.00
Sub-Total				18.00
Ignore Cents				0.00
Total				18.00

Peter Sherlock Superannuation Fund
Tax Reconciliation Report

For the year ended 30 June 2022

Tax Return Label	Date	Account Code	Account Name	Amount \$
K - PAYG instalments raised				
	30/06/2022	85000	Income Tax Payable/Refundable	2,504.00
Sub-Total				2,504.00
Ignore Cents				0.00
Total				2,504.00
L - Supervisory levy				
				259.00
Sub-Total				259.00
Ignore Cents				0.00
Total				259.00
S - AMOUNT DUE OR REFUNDABLE				
				942.63
Sub-Total				942.63
Ignore Cents				0.00
Total				942.63

Peter Sherlock Superannuation Fund

Exempt Current Pension Income Reconciliation

For The Period 01 July 2021 - 30 June 2022

	Date	Account Code	Account Description	Taxable Amount	Actuary/Pool %	Exempt Amount
Segment - 01 July 2021 to 30 June 2022						
Label J						
	21/09/2021	23900/HSN.AX	Hansen Technologies Limited	39.10		
			Total	39.10	0.000 %	0.00
Label K						
	21/09/2021	23900/HSN.AX	Hansen Technologies Limited	45.90		
			Total	45.90	0.000 %	0.00
Label L						
	21/09/2021	23900/HSN.AX	Hansen Technologies Limited	19.67		
			Total	19.67	0.000 %	0.00
					Total Segment ECPI *	0.00
				SMSF Annual Return Rounding		0.00
					Total ECPI	0.00

* Total Segment ECPI does not include ECPI amounts from Label A. The total ECPI from Label A is shown separately at the start of the report.

86000 - PAYG Payable

2022 Financial Year

Preparer Shelley Lian

Reviewer Steven Lee

Status Ready for Review

Account Code	Description	CY Balance	LY Balance	Change
86000	PAYG Payable		(\$2,504.00)	100%
TOTAL		CY Balance	LY Balance	
			(\$2,504.00)	

Supporting Documents

No supporting documents

Standard Checklist

- Attach copy of PAYG Payment Summary
- Confirm Transactions in ATO Portal

88000 - Sundry Creditors

2022 Financial Year

Preparer Shelley Lian

Reviewer Steven Lee

Status Ready for Review

Account Code	Description	CY Balance	LY Balance	Change
88000	Sundry Creditors	(\$550.00)		100%
TOTAL		CY Balance	LY Balance	
		(\$550.00)		

Supporting Documents

- General Ledger [Report](#)

Standard Checklist

- Attach all source documentation and confirmations of Liability

Peter Sherlock Superannuation Fund

General Ledger

As at 30 June 2022

Transaction Date	Description	Units	Debit	Credit	Balance \$
Sundry Creditors (88000)					
Sundry Creditors (88000)					
30/06/2022	SH2021 fees			550.00	550.00 CR
				550.00	550.00 CR

Total Debits: 0.00

Total Credits: 550.00

89000 - Deferred Tax Liability/Asset

2022 Financial Year

Preparer Shelley Lian

Reviewer Steven Lee

Status Ready for Review

Account Code	Description	CY Balance	LY Balance	Change
89000	Deferred Tax Liability/Asset	\$7,200.99	\$15,376.01	(53.17)%
TOTAL		CY Balance	LY Balance	
		\$7,200.99	\$15,376.01	

Supporting Documents

- Deferred Tax Reconciliation Report [Report](#)

Standard Checklist

- Attach all source documentation and confirmations of Liability
- Attach copy of Deferred Tax Reconciliation Report

Peter Sherlock Superannuation Fund
Deferred Tax Reconciliation

For The Period 01 July 2021 - 30 June 2022

Investment Code	Investment Name	Revaluation/Tax Deferred	Permanent Difference (Non-Assessable)	Temporary Difference (Assessable)	Temporary Difference (Accumulation Portion)
Revaluations					
HSN.AX	Hansen Technologies Limited	(5,117.85)	(1,705.95)	(3,411.90)	(3,411.90)
ATXO.AX	Amplia Therapeutics Limited	51.30	17.10	34.20	34.20
ATX.AX	Amplia Therapeutics Limited	(3,882.05)	(1,294.02)	(2,588.03)	(2,588.03)
ARU.AX	Arafura Resources Limited	99,038.62	33,012.87	66,025.75	66,025.75
TLX.AX	Telix Pharmaceuticals Limited	(16,022.70)	(5,340.90)	(10,681.80)	(10,681.80)
		74,067.32	24,689.10	49,378.22	49,378.22
Total		74,067.32	24,689.10	49,378.22	49,378.22
Deferred Tax Liability (Asset) Summary					
Opening Balance		(15,376.01)			
Current Year Transactions		7,406.73			
Total Capital Losses		0.00			
Total Tax Losses		0.00			
Deferred Tax WriteBacks/Adjustment		0.00			
Capital Loss carried forward recouped		768.29			
Tax Loss carried forward recouped		0.00			
Closing Balance		(7,200.99)			

A - Financial Statements

2022 Financial Year

Preparer Shelley Lian

Reviewer Steven Lee

Status Ready for Review

Supporting Documents

No supporting documents

Standard Checklist

- Attach copy of Financial Statements
- Attach copy of SMSF Annual Return

B - Permanent Documents

2022 Financial Year

Preparer Shelley Lian

Reviewer Steven Lee

Status Ready for Review

Supporting Documents

- Fund Summary Report Report

Standard Checklist

- Attach latest copy of ASIC annual company statement (if corporate trustee)
- Ensure latest copies of ATO Trustee Declarations and ATO confirmation that the fund is a regulated fund is attached
- Ensure latest copies of trustee consents, member consents and registers are attached
- Ensure latest copy of trust deed (including amendments) are attached
- Use [Australian Business Register](#) to ensure details are correct
- Use [Super Fund Lookup](#) to check the eligibility to receive rollovers and contributions

Peter Sherlock Superannuation Fund

Fund Summary Report

As at 30 June 2022

Fund Details

Date Formed: 20/08/2008

Tax File Number: Provided

ABN: 33264437908

Period: 01/07/2021 - 30/06/2022

Fund Type: SMSF

GST Registered: No

Postal Address:

32 Parkes Street

Manly Vale, New South Wales 2093

Physical Address:

32 Parkes Street

Manly Vale, New South Wales 2093

Members

Number of Members: 1

Name	Age	Member Accounts	Pension Accounts	Tax File Number	Beneficiary Details
Sherlock, Peter	49	1	0	Provided	Not Provided

Fund Relationships

Relationship Type	Contact
Accountant	Superhelp Australia Pty Ltd
Auditor	Super Audits Pty Ltd
Fund Contact	Sherlock, Peter
Tax Agent	Superhelp Australia Pty Ltd
Trustee	Peter Sherlock Pty Limited Sherlock, Peter

C - Other Documents

2022 Financial Year

Preparer Shelley Lian

Reviewer Steven Lee

Status Ready for Review

Supporting Documents

- Investment Strategy.pdf

Standard Checklist

- Attach copy of any SOAs issued during the Financial Year
- Attach copy of Investment Strategy
- Attach signed Engagement Letter
- Attach signed Trustee Representation Letter
- Attach Trustee Minutes prepared during the year

Peter Sherlock Superannuation Fund

Projected Investment Strategy

Overview

The aim of this strategy is to provide the Members with an income on retirement.

Investment Objectives

The Trustee(s) will at all times ensure the funds assets are invested in accordance with the trust deed and comply with the applicable legislative requirements.

The Trustee(s) will act prudently to maximise the rate of return, subject to acceptable risk parameters whilst maintaining an appropriate diversification across a broad range of assets whilst assessing the risks where it is determined the fund's portfolio lacks diversification and / or has elected to implement a sector bias.

Having considered the risk profile of the fund and the member's needs and circumstances, the trustee has adopted the following objectives for the investment of assets of the fund;

- to achieve an investment return (based on market values and net of tax and charges) that exceeds the CPI by at least 3% per annum when measured over a rolling 5 year period.
- to have a probability of zero or negative returns in any 12 Month period of less than one in five years; and
- have sufficient liquidity to meet liabilities as and when they fall due.
- to consider the need to hold a policy of insurance for one or more members of the fund.

Investment Strategy

The fund will invest in a portfolio of assets according to market conditions and within the ranges specified below:

Asset Allocation

The targeted asset allocation will be in the following ranges:

<u>Asset Class</u>	<u>Target Range</u>	<u>Benchmark</u>
Australian Shares	60 - 100 % ✓	100 %
International Shares	0 - 0 %	0 %
Cash	0 - 10 % ✓	0 %
Australian Fixed Interest	0 - 0 %	0 %
International Fixed Interest	0 - 0 %	0 %
Mortgages	0 - 0 %	0 %
Direct Property	0 - 0 %	0 %
Listed Property	0 - 0 %	0 %
Other	0 - 0 %	0 %

Quality companies and trusts as supported by research and fundamental analysis will be selected. Direct investments in property, artwork and lease equipment may form part of the strategy provided there is sufficient basis for the decision.

Insurance

The Trustees have considered and consulted Professional Advice where necessary to ensure that all fund members have the correct type and level of insurance. Insurance may be held within or outside the SMSF.

Review and Monitoring

The trustees will monitor and review the fund's investment activities on a regular basis and to communicate with the members should they feel that any change in strategy is necessary in order to achieve the fund's objective.

Date: 11 06/05/2022

.....
Peter Sherlock

Peter Sherlock Superannuation Fund
Projected Investment Strategy

D - Pension Documentation

2022 Financial Year

Preparer Shelley Lian

Reviewer Steven Lee

Status Ready for Review

Supporting Documents

- Transfer Balance Account Summary [Report](#)

Standard Checklist

- Attach Actuarial Certificate
- Attach documentation supporting any pensions commenced during the financial year
- Attach documentation supporting any pensions commuted during the financial year
- Ensure correct Transfer Balance Account Reports have been lodged with the ATO

Peter Sherlock Superannuation Fund

Transfer Balance Account Summary

For The Period 01 July 2021 - 30 June 2022

Member	Pension Type	Date	Lodgment Date	Transaction Type	Event Type	Debit	Credit	Balance	Cap Limit	Remaining Cap
--------	--------------	------	---------------	------------------	------------	-------	--------	---------	-----------	---------------

Peter Sherlock

E - Estate Planning

2022 Financial Year

Preparer Shelley Lian

Reviewer Steven Lee

Status Ready for Review

Supporting Documents

No supporting documents

Standard Checklist

- Attach Death Benefit Nominations (if applicable)
- Attach Life Insurance Policies (if applicable)
- Attach Reversionary Pension documentation (if applicable)
- Attach SMSF Will (if applicable)
- Review current Estate planning to ensure it matches wishes of members