

**Magloire, Sh'ka**

Date	Transaction Description	Ledger Data				SuperStream Data						
		Contribution Type	Concessional	Non-Concession	Other	Reserves	Contribution	Employer	Concessional	Non-Concess	Other	
01/07/2020	SuperChoice P/L PC06C023-5845486	Employer	883.50									
14/07/2020	TRANSACT FUNDS TFR TO AINSLIE BULLION - Invoice 29044 Total \$377.74	Personal - Non-Concessional		53.07								
27/07/2020	SuperChoice P/L PC06C022-5869645	Employer	589.00									
25/08/2020	SuperChoice P/L PC06C024-5889279	Employer	646.65									
23/09/2020	SuperChoice P/L PC06C023-5904156	Employer	599.40									
20/10/2020	SuperChoice P/L PC06C022-5921804	Employer	599.40									
13/11/2020	SuperChoice P/L PC06C020-5943254	Employer	899.11									
18/12/2020	SuperChoice P/L PC06C023-5959671	Employer	599.40									
20/01/2021	SuperChoice P/L PC06C021-5970065 2021	Employer	722.25									
13/02/2021	T/up ASIC fee paid from personal account	Personal - Non-Concessional		55.00								
26/02/2021	SuperChoice P/L PC06C022-5998676 2021	Employer	659.99									
16/03/2021	SuperChoice P/L PC06C021-6008522	Employer	632.33									
19/04/2021	SuperChoice P/L PC06C022-6025813 2021	Employer	632.33									
11/05/2021	Deposit to solicitors trust account	Personal - Non-Concessional		1,000.00								
12/05/2021	Poli deposit to	Personal - Non-Concessional		397.52								

11

Concessional

Coinspot \$1400.  
\$1002.48 to cover  
refund from solicitor  
on property  
settlement, \$397.52  
personal contribution

12/05/2021	Personal - Non- Concessional Employer	12,600.00
20/05/2021	SuperChoice P/L PC140521- 134585016	565.45
04/06/2021	Personal - Non- Concessional	34,088.00

**Total - Magloire, Sh'ka**

<b>8,028.81</b>	<b>48,193.59</b>	<b>0.00</b>	<b>0.00</b>
-----------------	------------------	-------------	-------------

<b>0.00</b>	<b>0.00</b>	<b>0.00</b>	<b>0.00</b>
-------------	-------------	-------------	-------------

**Total for All Members**

<b>8,028.81</b>	<b>48,193.59</b>	<b>0.00</b>	<b>0.00</b>
-----------------	------------------	-------------	-------------

1-3

Leeza Cox

---

**From:** 50 Pence <kamagloire1@gmail.com>  
**Sent:** Friday, 25 February 2022 10:43 AM  
**To:** Leeza Cox

5. There were two Poli deposits to the Coinspot account, where was this money paid from (a personal account?) – please provide bank statements  
a) 12/05/21 \$1400  
b) 12/05/21 \$12600  
ABOVE ARE FROM PERSONAL INVESTMENTS

6. The withdrawals from Coinspot, where did the money go to? Please provide bank statements or invoices  
a) 05/05/21 \$7097  
b) 05/05/21 \$609793  
c) 03/02/21 \$26667  
d) 04/06/21 \$12855  
ABOVE WENT TO CBA FOR PROPERTY PURCHASE

2-1

# Tax Report 2021

Date: 28/01/2022 11:50

Period: 1 Jul 2020 to 30 Jun 2021

## Content

1. Capital gains summary
2. Income summary
3. Asset Summary
4. End of Year Balances
5. Capital Gains Transactions
6. Income Transactions
7. Gifts, donations & lost assets
8. Expenses
9. Data sources

All fiat values and prices are in AUD unless stated otherwise. Capital gains have been calculated using the FIFO accounting method (universal tax lot for each currency). Trading between cryptocurrencies is treated as a taxable event. Market prices are determined using the average market value at the time of the disposal - unless the price is provided by the trading platform or manually overridden. All dates and times are in the Australia/Lord\_Howe timezone.

Capital gains from assets that have a holding period of over 1 year (starting the day after purchase) have been marked as Long Term gains while those with a shorter holding period are Short Term gains.

This report may be used for tax purposes after it has been checked for accuracy and completeness by yourself or your tax advisor.

# Capital gains summary

Summary of your profit and loss from crypto disposals/sales/trades.

## Number of disposals

Short term	149
Long term	132
	17

## Proceeds from sales

Short term	\$1,173,571.35
Long term	\$989,256.31
	\$184,315.04

## Acquisition costs

Short term	\$527,943.60
Long term	\$441,355.48
	\$86,588.11

## Profits, before losses

Short term	\$661,012.44
Long term	\$563,285.51
	\$97,726.93

## Losses

Short term	\$15,384.68
Long term	\$15,384.68
	\$0.00

## Net gains

Short term	\$645,627.76
Long term	\$547,900.83
	\$97,726.93

## Other gains

Summary of your gains from transactions tagged as Realized P&I (normally from futures or derivatives trades). These gains have NOT been included in your capital gains so you may want to report them separately

<b>Number of trades</b>	0
<b>Total profit</b>	\$0.00
<b>Total loss</b>	\$0.00
<b>Net gains</b>	\$0.00

## Income summary

Summary of any income you may have earned from various crypto events during the tax year.

<b>Airdrop</b>	\$0.00
<b>Fork</b>	\$0.00
<b>Mining</b>	\$0.00
<b>Staking</b>	\$0.00
<b>Loan interest</b>	\$461.71
<b>Other income</b>	\$0.00
<b>Total</b>	\$461.71

A

## Gifts, donations & lost assets

This section shows you the value of transactions tagged as Gift, Donation or Lost. No capital gains are realized on such transactions (remove the tags if you need to realize gains on them).

<b>Gift</b>	\$0.00
<b>Lost</b>	\$0.00
<b>Donation</b>	\$0.00
<b>Total</b>	\$0.00

## Expenses

These costs have not been included in your capital gains but you may be able to deduct them elsewhere on your tax return. Trading fees are already included in the capital gains and will not be shown here.

<b>Cost</b>	\$0.00
<b>Margin trade fee</b>	\$0.00
<b>Margin interest fee</b>	\$55.97
<b>Transfer fees</b>	\$49.49
<b>Total</b>	\$105.46

B

2-3

# Asset Summary

TAX YEAR 2018

Asset	Profit (AUD)	Loss (AUD)	Net (AUD)
XRP	654,762.14	12,391.21	642,370.92
ETH	3,043.56	0.00	3,043.56
KNC	1,499.31	0.00	1,499.31
ADA	736.64	0.00	736.64
XLM	500.31	0.00	500.31
CEL	10.59	0.00	10.59
VTHO	10.16	0.00	10.16
HOT	0.00	0.00	0.00
BTT	0.52	4.39	-3.88
VET	0.00	317.04	-317.04
TRX	0.00	382.23	-382.23
USDC	0.00	394.90	-394.90
BTC	449.20	1,031.89	-582.68
EOS	0.00	863.02	-863.02
	661,012.43	15,384.68	645,627.74

2.4

# End of Year Balances

TAX YEAR 2021

2-5

Asset	Quantity	Cost (AUD)	Value (AUD)	Description
XRP (Ripple)	50020.78983400	56,415.00	46,712.79	@ \$0.93 per XRP
CEL (Celsius)	158.07260000	1,290.61	1,330.75	@ \$8.42 per CEL
HBAR (Hedera Hashgraph)	4234.91945183	1,000.00	1,098.19	@ \$0.26 per HBAR
HOT (Holo)	126118.97774036	1,000.00	1,029.39	@ \$0.01 per HOT
BTT (BitTorrent)	79988.80418209	734.46	295.98	@ \$0.00 per BTT
USDC (USD Coin)	10.49073552	13.41	13.96	@ \$1.33 per USDC

\$ 50481.06



# Capital Gains Transactions

TAX YEAR: 2021

Date Sold	Date Acquired	Asset	Amount	Cost (AUD)	Proceeds (AUD)	Gain / loss	Notes	Holding period
01/07/2020 02:31	09/03/2020 19:04	KNC	2254.57995371	2,500.00	3,999.31	1,499.31		Short term
01/07/2020 02:33	17/02/2020 11:53	ADA	26835.83980077	2,500.00	3,236.64	736.64		Short term
10/07/2020 11:08	25/02/2020 15:44	XLN	23640.43838828	2,500.00	3,000.31	500.31		Short term
10/07/2020 11:18	18/05/2020 09:47	BTT	861.97723535	0.36	0.50	0.13		Short term
10/07/2020 11:18	15/04/2020 16:08	BTT	863.15416116	0.30	0.50	0.19		Short term
10/07/2020 11:18	14/03/2020 15:59	BTT	864.15374198	0.31	0.50	0.19		Short term
13/07/2020 10:29	07/02/2020 20:42	XRP	7730.00000000	3,349.68	2,224.86	-1,124.82		Short term
31/07/2020 01:21	17/02/2020 11:54	EOS	367.02556995	2,410.00	1,546.98	-863.02		Short term
31/07/2020 01:22	31/07/2020 01:22	VET	0.00440993	0.00	0.00	0.00	Missing cost basis	Short term
31/07/2020 01:22	13/07/2020 10:29	VET	82872.20351758	2,224.86	1,907.82	-317.04		Short term
31/07/2020 01:23	15/07/2020 23:33	VTHO	0.00004460	0.00	0.00	0.00		Short term
31/07/2020 01:23	18/06/2020 11:36	VTHO	0.00005072	0.00	0.00	0.00		Short term
31/07/2020 01:23	15/05/2020 13:23	VTHO	0.00005386	0.00	0.00	0.00		Short term
31/07/2020 01:23	16/03/2020 17:20	VTHO	0.00005479	0.00	0.00	0.00		Short term
31/07/2020 01:23	15/04/2020 16:22	VTHO	0.00005575	0.00	0.00	0.00		Short term
31/07/2020 01:23	17/02/2020 14:38	VTHO	0.00005581	0.00	0.00	0.00		Short term
31/07/2020 01:23	31/07/2020 01:23	VTHO	170.76913485	0.00	0.40	0.40	Missing cost basis	Short term
31/07/2020 01:25	25/02/2020 15:44	TRX	80611.35652790	2,500.00	2,117.77	-382.23		Short term
31/07/2020 08:11	31/07/2020 08:11	HOT	0.33112582	0.00	0.00	0.00	Missing cost basis	Short term
02/08/2020 13:44	02/03/2020 12:32	ETH	14.59577567	5,010.00	8,053.56	3,043.56		Short term
02/08/2020 15:35	07/02/2020 20:42	XRP	1.00000055	0.43	0.40	-0.03	Fee	Short term
28/11/2020 08:56	07/02/2020 20:42	XRP	0.00001200	0.00	0.00	0.00		Short term
27/12/2020 11:04	07/02/2020 20:42	XRP	0.00001000	0.00	0.00	0.00	Fee	Short term
27/12/2020 11:08	07/02/2020 20:42	XRP	0.00001000	0.00	0.00	0.00	Fee	Short term
27/12/2020 11:16	07/02/2020 20:42	XRP	15118.14276908	6,551.22	5,748.68	-802.54		Short term
27/12/2020 11:16	10/02/2020 11:57	XRP	19004.68917957	8,302.75	7,226.54	-1,076.21		Short term
27/12/2020 11:16	08/02/2020 00:17	XRP	23274.11078100	9,910.00	8,849.99	-1,060.01		Short term

2.6

Date Sold	Date Acquired	Asset	Amount	Cost (AUD)	Proceeds (AUD)	Gain / loss	Notes	Holding period
27/12/2020 13:04	10/02/2020 11:57	XRP	0.00001000	0.00	0.00	0.00	Fee	Short term
27/12/2020 13:18	10/02/2020 11:57	XRP	0.00001000	0.00	0.00	0.00	Fee	Short term
27/12/2020 13:20	10/02/2020 11:57	XRP	0.00001000	0.00	0.00	0.00	Fee	Short term
27/12/2020 13:35	10/02/2020 11:57	XRP	0.00001000	0.00	0.00	0.00	Fee	Short term
27/12/2020 13:40	10/02/2020 11:57	XRP	0.00001000	0.00	0.00	0.00	Fee	Short term
27/12/2020 13:42	10/02/2020 11:57	XRP	0.00001000	0.00	0.00	0.00	Fee	Short term
27/12/2020 13:43	10/02/2020 11:57	XRP	0.00001000	0.00	0.00	0.00	Fee	Short term
27/12/2020 13:45	10/02/2020 11:57	XRP	0.00001000	0.00	0.00	0.00	Fee	Short term
27/12/2020 13:47	15/02/2020 10:00	XRP	0.00016100	0.00	0.00	0.00	Fee	Short term
27/12/2020 13:47	10/02/2020 11:57	XRP	3678.93709921	1,607.25	1,438.58	-168.68		Short term
27/12/2020 13:47	19/02/2020 20:29	XRP	7226.79817140	3,298.56	2,825.90	-472.67		Short term
27/12/2020 13:47	14/02/2020 14:15	XRP	8333.73447578	4,155.00	3,258.74	-896.26		Short term
27/12/2020 13:47	13/02/2020 21:31	XRP	10237.10041949	4,910.00	4,003.01	-906.99		Short term
27/12/2020 13:47	17/02/2020 11:52	XRP	11246.74687846	5,000.00	4,397.82	-602.18		Short term
27/12/2020 13:47	17/02/2020 22:44	XRP	11920.57085229	5,000.00	4,661.30	-338.70		Short term
27/12/2020 13:47	15/02/2020 02:12	XRP	19656.57523350	9,910.00	7,686.31	-2,223.69		Short term
27/12/2020 13:47	12/02/2020 20:24	XRP	22515.40976455	9,910.00	8,804.20	-1,105.80		Short term
27/12/2020 13:47	19/02/2020 00:03	XRP	22889.63776166	9,910.00	8,950.54	-959.46		Short term
27/12/2020 13:47	11/02/2020 21:36	XRP	23677.48918266	9,910.00	9,258.61	-651.39		Short term
28/12/2020 11:26	27/12/2020 12:21	BTC	0.37892490	13,285.60	13,289.83	4.23		Short term
28/12/2020 11:26	27/12/2020 11:16	BTC	0.62107509	21,825.21	21,782.63	-42.58		Short term
28/12/2020 11:26	27/12/2020 09:12	BTC	1.00000000	34,627.49	35,072.46	444.97		Short term
28/12/2020 11:28	27/12/2020 12:21	BTC	0.63384141	22,223.30	22,209.73	-13.57		Short term
28/12/2020 11:28	27/12/2020 13:47	BTC	1.36615858	48,744.82	47,870.05	-874.78		Short term
28/12/2020 11:31	27/12/2020 13:47	BTC	0.18330013	6,540.19	6,439.22	-100.97		Short term
28/12/2020 14:05	19/02/2020 20:29	XRP	3.00000000	1.37	1.11	-0.26	Fee	Short term
28/12/2020 14:15	19/02/2020 20:29	XRP	1.00000000	0.46	0.37	-0.09	Fee	Short term
28/12/2020 14:17	19/02/2020 20:29	XRP	1.00000000	0.46	0.37	-0.09	Fee	Short term
28/12/2020 14:19	19/02/2020 20:29	XRP	1.00000000	0.46	0.37	-0.09	Fee	Short term

Date Sold	Date Acquired	Asset	Amount	Cost (AUD)	Proceeds (AUD)	Gain / loss	Notes	Holding period
28/12/2020 14:40	19/02/2020 20:29	XRP	1.00000000	0.46	0.37	-0.09	Fee	Short term
28/12/2020 14:43	19/02/2020 20:29	XRP	1.00000000	0.46	0.37	-0.09	Fee	Short term
28/12/2020 14:44	19/02/2020 20:29	XRP	1.00000000	0.46	0.37	-0.09	Fee	Short term
28/12/2020 14:46	19/02/2020 20:29	XRP	1.00000000	0.46	0.37	-0.09	Fee	Short term
28/12/2020 14:48	19/02/2020 20:29	XRP	1.00000000	0.46	0.37	-0.09	Fee	Short term
28/12/2020 14:51	19/02/2020 20:29	XRP	1.00000000	0.46	0.37	-0.09	Fee	Short term
28/12/2020 14:59	19/02/2020 20:29	XRP	1.00000000	0.46	0.37	-0.09	Fee	Short term
28/12/2020 14:59	19/02/2020 20:29	XRP	1.00000000	0.46	0.37	-0.09	Fee	Short term
28/12/2020 15:03	19/02/2020 20:29	XRP	1.00000000	0.46	0.37	-0.09	Fee	Short term
28/12/2020 15:07	19/02/2020 20:29	XRP	1.00000000	0.46	0.37	-0.09	Fee	Short term
28/12/2020 15:08	19/02/2020 20:29	XRP	1.00000000	0.46	0.37	-0.09	Fee	Short term
28/12/2020 15:11	19/02/2020 20:29	XRP	1.00000000	0.46	0.37	-0.09	Fee	Short term
28/12/2020 15:18	19/02/2020 20:29	XRP	1.00000000	0.46	0.37	-0.09	Fee	Short term
28/12/2020 15:19	19/02/2020 20:29	XRP	1.00000000	0.46	0.37	-0.09	Fee	Short term
28/12/2020 15:22	19/02/2020 20:29	XRP	1.00000000	0.46	0.37	-0.09	Fee	Short term
31/01/2021 11:19	19/02/2020 20:29	XRP	0.00001000	0.00	0.00	0.00	Fee	Short term
31/01/2021 11:30	19/02/2020 20:29	XRP	0.00001000	0.00	0.00	0.00	Fee	Short term
31/01/2021 11:33	19/02/2020 20:29	XRP	0.00001000	0.00	0.00	0.00	Fee	Short term
31/01/2021 11:36	19/02/2020 20:29	XRP	0.00001000	0.00	0.00	0.00	Fee	Short term
31/01/2021 11:41	19/02/2020 20:29	XRP	0.00001000	0.00	0.00	0.00	Fee	Short term
31/01/2021 11:48	19/02/2020 20:29	XRP	0.00001000	0.00	0.00	0.00	Fee	Short term
02/02/2021 09:59	19/02/2020 20:29	XRP	1.00000000	0.46	0.50	0.04	Fee	Short term
02/02/2021 10:07	19/02/2020 20:29	XRP	1.00000000	0.46	0.49	0.03	Fee	Short term
02/02/2021 10:35	19/02/2020 20:29	XRP	1.00000000	0.46	0.49	0.03	Fee	Short term
02/02/2021 10:35	19/02/2020 20:29	XRP	1.00000000	0.46	0.49	0.03	Fee	Short term
02/02/2021 14:44	19/02/2020 20:29	XRP	1.00000000	0.46	0.49	0.03	Fee	Short term
02/02/2021 23:26	19/02/2020 20:29	XRP	1.00000000	0.46	0.50	0.05	Fee	Short term
01/04/2021 12:30	19/02/2020 20:29	XRP	0.00001000	0.00	0.00	0.00	Fee	Long term
03/04/2021 23:03	19/02/2020 22:48	XRP	0.00011900	0.00	0.00	0.00	Fee	Long term

28

Date Sold	Date Acquired	Asset	Amount	Cost (AUD)	Proceeds (AUD)	Gain / loss	Notes	Holding period
03/04/2021 23:03	02/03/2020 12:31	XRP	1867.11905252	673.74	1,567.71	893.97		Long term
03/04/2021 23:03	28/02/2020 19:01	XRP	8955.65193628	3,310.00	7,519.52	4,209.52		Long term
03/04/2021 23:03	20/02/2020 16:54	XRP	11566.33090542	4,910.00	9,711.55	4,801.55		Long term
03/04/2021 23:03	25/02/2020 15:45	XRP	11670.55288947	4,910.00	9,799.06	4,889.06		Long term
03/04/2021 23:03	20/02/2020 23:32	XRP	12076.53625617	5,000.00	10,139.94	5,139.94		Long term
03/04/2021 23:03	19/02/2020 20:29	XRP	14457.94603763	6,599.11	12,139.47	5,540.36		Long term
03/04/2021 23:03	24/02/2020 20:12	XRP	23191.86529528	9,910.00	19,472.81	9,562.81		Long term
03/04/2021 23:03	21/02/2020 20:21	XRP	23475.90225875	9,910.00	19,711.30	9,801.30		Long term
03/04/2021 23:03	26/02/2020 12:09	XRP	25177.39775969	9,910.00	21,139.95	11,229.95		Long term
03/04/2021 23:03	27/02/2020 13:53	XRP	27560.69749979	9,910.00	23,141.06	13,231.06		Long term
03/04/2021 23:10	02/03/2020 12:31	XRP	11712.08093861	4,226.26	9,833.93	5,607.67		Long term
03/04/2021 23:10	03/03/2020 12:52	XRP	23287.91907139	8,738.91	19,553.47	10,814.56		Long term
03/04/2021 23:14	03/03/2020 12:52	XRP	3120.78967333	1,171.09	2,620.34	1,449.25		Long term
03/04/2021 23:14	09/03/2020 19:05	XRP	6879.21033667	2,258.36	5,776.06	3,517.70		Long term
04/04/2021 10:07	02/05/2020 03:58	XRP	0.00015900	0.00	0.00	0.00		Short term
04/04/2021 10:07	31/07/2020 01:23	XRP	1.14369374	0.40	0.89	0.49		Short term
04/04/2021 10:07	10/07/2020 11:18	XRP	5.03858935	1.49	3.91	2.42		Short term
04/04/2021 10:07	31/07/2020 01:25	XRP	3598.65260144	1,253.18	2,795.73	1,542.55		Short term
04/04/2021 10:07	31/07/2020 01:21	XRP	4430.12738160	1,546.98	3,441.69	1,894.71		Short term
04/04/2021 10:07	31/07/2020 01:22	XRP	5467.13588504	1,907.82	4,247.32	2,339.50		Short term
04/04/2021 10:07	10/07/2020 11:08	XRP	10143.50909445	3,000.31	7,880.32	4,880.01		Short term
04/04/2021 10:07	01/07/2020 02:33	XRP	12370.90928908	3,236.64	9,610.75	6,374.11		Short term
04/04/2021 10:07	01/07/2020 02:31	XRP	15211.02660246	3,999.31	11,817.19	7,817.88		Short term
04/04/2021 10:07	09/03/2020 19:05	XRP	15689.45671380	5,150.64	12,188.87	7,038.23		Long term
16/04/2021 13:02	14/08/2020 17:50	VTHO	0.01093386	0.00	0.00	0.00		Short term
16/04/2021 13:04	14/08/2020 17:50	VTHO	423.47499461	0.88	10.64	9.76		Short term
18/04/2021 11:22	02/04/2021 16:00	CEL	0.94680000	5.95	8.08	2.13		Short term
04/05/2021 15:19	31/07/2020 01:25	XRP	0.00001000	0.00	0.00	0.00	Fee	Short term
04/05/2021 15:22	31/07/2020 01:25	XRP	0.00001000	0.00	0.00	0.00	Fee	Short term

29

Date Sold	Date Acquired	Asset	Amount	Cost (AUD)	Proceeds (AUD)	Gain / loss	Notes	Holding period
04/05/2021 15:25	31/07/2020 01:25	XRP	0.00001000	0.00	0.00	0.00	Fee	Short term
04/05/2021 15:28	31/07/2020 01:25	XRP	0.00001000	0.00	0.00	0.00	Fee	Short term
04/05/2021 15:32	31/07/2020 01:25	XRP	0.00001000	0.00	0.00	0.00	Fee	Short term
05/05/2021 03:19	31/07/2020 08:11	XRP	0.00098247	0.00	0.00	0.00		Short term
05/05/2021 03:19	31/07/2020 01:25	XRP	2482.76292191	864.59	4,229.31	3,364.72		Short term
05/05/2021 03:19	27/12/2020 09:37	XRP	7396.94272965	2,974.00	12,600.47	9,626.47		Short term
05/05/2021 03:19	02/08/2020 13:44	XRP	18176.49658696	8,053.56	30,963.12	22,909.56		Short term
05/05/2021 03:19	28/12/2020 11:26	XRP	28943.79677900	11,135.67	49,304.89	38,169.22		Short term
05/05/2021 16:13	28/12/2020 11:26	XRP	49042.66003028	18,868.39	90,000.00	71,131.61		Short term
05/05/2021 16:37	28/12/2020 11:26	XRP	50000.00000000	19,236.71	91,558.85	72,322.14		Short term
05/05/2021 16:42	28/12/2020 11:28	XRP	151.96070727	58.25	277.42	219.17		Short term
05/05/2021 16:42	28/12/2020 11:26	XRP	54333.98517966	20,904.15	99,191.09	78,286.95		Short term
05/05/2021 16:43	28/12/2020 11:28	XRP	54000.00000000	20,699.02	98,595.20	77,896.18		Short term
05/05/2021 16:44	28/12/2020 11:28	XRP	54300.00000000	20,814.01	98,982.17	78,168.16		Short term
05/05/2021 16:45	28/12/2020 11:28	XRP	22534.98526362	8,638.00	41,187.71	32,549.71		Short term
12/05/2021 15:48	12/05/2021 15:34	USDC	15.00000000	19.76	19.17	-0.59	Fee	Short term
12/05/2021 15:56	12/05/2021 15:34	USDC	15.00000000	19.76	19.17	-0.59	Fee	Short term
12/05/2021 16:10	12/05/2021 16:00	BTT	5400.00000000	49.58	47.34	-2.24		Short term
12/05/2021 16:12	12/05/2021 15:34	USDC	36.33371500	47.85	46.42	-1.43		Short term
12/05/2021 16:17	12/05/2021 16:00	BTT	3000.00000000	27.55	26.27	-1.28		Short term
12/05/2021 16:19	12/05/2021 16:00	BTT	2000.00000000	18.36	17.49	-0.87		Short term
12/05/2021 16:20	12/05/2021 15:34	USDC	33.57146900	44.21	42.89	-1.32		Short term
12/05/2021 20:17	02/04/2021 16:00	CEL	0.82270000	5.17	7.59	2.42		Short term
12/05/2021 20:17	05/04/2021 12:12	CEL	4.36590000	34.26	40.30	6.05		Short term
12/05/2021 20:17	12/05/2021 16:22	USDC	8.66628448	11.07	11.07	0.00		Short term
12/05/2021 20:17	12/05/2021 16:19	USDC	13.42192397	17.49	17.15	-0.34		Short term
12/05/2021 20:17	12/05/2021 16:17	USDC	20.14954526	26.27	25.75	-0.52		Short term
12/05/2021 20:17	12/05/2021 16:13	USDC	21.33371500	27.26	27.26	0.00		Short term
12/05/2021 20:17	12/05/2021 16:10	USDC	36.33371527	47.34	46.42	-0.92		Short term

Date Sold	Date Acquired	Asset	Amount	Cost (AUD)	Proceeds (AUD)	Gain / loss	Notes	Holding period
12/05/2021 20:17	12/05/2021 15:34	USDC	9900.09481600	13,038.69	12,649.50	-389.19		Short term
26/05/2021 10:01	28/12/2020 11:28	XRP	18640.42435800	7,145.16	23,501.40	16,356.25		Short term
03/06/2021 19:37	28/12/2020 11:28	XRP	20000.00000000	7,666.30	26,667.36	19,001.06		Short term
04/06/2021 13:08	28/12/2020 11:28	XRP	10000.00000000	3,833.15	12,854.94	9,021.79		Short term
22/06/2021 22:31	28/12/2020 11:28	XRP	3198.11443564	1,225.89	2,347.99	1,122.11		Short term
22/06/2021 22:31	28/12/2020 11:31	XRP	5801.88556435	2,221.40	4,259.63	2,038.23		Short term

2.11

# Income Transactions

TAX YEAR 2021

Date	Asset	Amount	Value (AUD)	Type	Description
02/04/2021 16:00	CEL	1.76950000	11.12	Loan interest	
09/04/2021 15:30	CEL	12.22220000	124.73	Loan interest	
09/04/2021 15:30	CEL	0.06180000	0.63	Loan interest	
16/04/2021 15:30	CEL	22.99950000	199.26	Loan interest	
16/04/2021 15:30	CEL	0.11470000	0.99	Loan interest	
23/04/2021 15:30	CEL	0.13510000	1.00	Loan interest	
23/04/2021 15:30	CEL	8.83470000	65.52	Loan interest	
30/04/2021 15:30	CEL	0.14310000	1.06	Loan interest	
07/05/2021 15:30	CEL	0.14320000	1.16	Loan interest	
14/05/2021 15:30	USDC	0.47902300	0.62	Loan interest	
14/05/2021 15:30	CEL	0.14210000	1.30	Loan interest	
14/05/2021 15:30	CEL	1.58970000	14.49	Loan interest	
21/05/2021 15:30	CEL	2.59820000	22.85	Loan interest	
21/05/2021 15:30	USDC	0.01905100	0.02	Loan interest	
21/05/2021 15:30	CEL	0.14020000	1.23	Loan interest	
28/05/2021 15:30	CEL	0.14270000	1.23	Loan interest	
28/05/2021 15:30	USDC	0.01908500	0.02	Loan interest	
28/05/2021 15:30	CEL	1.06870000	9.19	Loan interest	
04/06/2021 15:30	USDC	0.01705600	0.02	Loan interest	
04/06/2021 15:30	CEL	0.14380000	1.47	Loan interest	
11/06/2021 15:30	CEL	0.14390000	1.32	Loan interest	
11/06/2021 15:30	USDC	0.01708400	0.02	Loan interest	
18/06/2021 15:30	CEL	0.14410000	1.28	Loan interest	
18/06/2021 15:30	USDC	0.01711200	0.02	Loan interest	
25/06/2021 15:30	CEL	0.14420000	1.10	Loan interest	
25/06/2021 15:30	USDC	0.01714000	0.02	Loan interest	

2.12

# Gifts, donations & lost assets

No transactions

2-13



# Expenses

TAX YEAR: 2021

Date	Asset	Amount	Value (AUD)	Type	Description
18/04/2021 11:22	CEL	0.94680000	8.08	Margin interest fee	
12/05/2021 20:17	CEL	5.18860000	47.90	Margin interest fee	

2.14

## Data sources

The data sources used to generate this report are listed below.

1. Crypto.com
2. Crypto Wallet
3. XRP (rUQWRnX1M8LhMsdYc...)
4. CoinSpot
5. Celsius Network

2.15



CoinSpot

2.16

Casey Block Services  
ABN: 19 619 574 186

## End of Financial Year Statement 2021

Coin Balances as at 30/06/2021

All listed AUD rates are approximate

User: kamagloire8@protonmail.com

Sh'ka Magloire

5129 St. Andrews Terrace,  
Hope Island QLD 4212

### Balance Summary

Coin	Coin Balance	Rate (AUD)	Total (AUD)
AUD	\$4,607.92	1	\$4,607.92 <sup>^</sup>
BTT	79988.80418209	0.00361778	289.38189599
HBAR	4234.91945183	0.24957552	1,056.93222435
HOT	126119.30886618	0.00812043	1,024.14301930
USDC	5.2e-7	1.35355766	0.00000070

### Fee Summary

Fees	Gross (AUD)
Buy Fees	\$187.86
Sell Fees	\$9,222.07

## Transaction History

2.17

Date	Type	Coin	Amount	Fee (AUD)	Total (AUD)
23/06/2021 11:47 AM	Buy	HOT/AUD	126119.30886618	\$9.9009901	\$1,000
23/06/2021 02:56 AM	Buy	HBAR/AUD	4234.91945183	\$9.9009901	\$1,000
22/06/2021 10:01 PM	Sell	XRP/AUD	9000	\$66.74363636	\$6,607.62
04/06/2021 12:38 PM	Sell	XRP/AUD	10000	\$129.84787879	\$12,854.94
03/06/2021 07:07 PM	Sell	XRP/AUD	20000	\$269.36727273	\$26,667.36
12/05/2021 03:49 PM	Sell	BTT/USDC	2000	\$0.17670444	\$17.49
12/05/2021 03:47 PM	Sell	BTT/USDC	3000	\$0.26536061	\$26.27
12/05/2021 03:40 PM	Sell	BTT/USDC	5400	\$0.47817	\$47.34
12/05/2021 03:30 PM	Buy	BTT/AUD	90388.80418209	\$8.21732673	\$829.95
12/05/2021 03:04 PM	Buy	USDC/AUD	10000	\$130.39871287	\$13,170.27
05/05/2021 04:15 PM	Sell	XRP/AUD	22534.98526362	\$416.03748355	\$41,187.71
05/05/2021 04:14 PM	Sell	XRP/AUD	54300	\$999.81986667	\$98,982.17
05/05/2021 04:13 PM	Sell	XRP/AUD	54000	\$995.91109091	\$98,595.2
05/05/2021 04:12 PM	Sell	XRP/AUD	54485.94588694	\$1,004.73239978	\$99,468.51
05/05/2021 04:07 PM	Sell	XRP/AUD	50000	\$924.83686869	\$91,558.85
05/05/2021 03:43 PM	Sell	XRP/AUD	49042.66003028657	\$909.09090909	\$90,000
05/05/2021 02:49 AM	Sell	XRP/AUD	57000	\$980.78575758	\$97,097.79
16/04/2021 12:34 PM	Sell	VTHO/XRP	423.47499461	\$0.10743308	\$10.64
16/04/2021 12:32 PM	Sell	VTHO/XRP	0.01093386	\$0.00000278	\$0
28/12/2020 11:31 AM	Sell	BTC/XRP	0.18330013	\$65.04266333	\$6,439.22

Date	Type	Coin	Amount	Fee (AUD)	Total (AUD)
28/12/2020 11:28 AM	Sell	BTC/XRP	2	\$707.87652101	\$70,079.78
28/12/2020 11:26 AM	Sell	BTC/XRP	2	\$708.53453463	\$70,144.92
27/12/2020 01:47 PM	Sell	XRP/BTC	141383	\$558.43445915	\$55,285.01
27/12/2020 11:16 AM	Sell	XRP/BTC	57396.94272965	\$220.45663044	\$21,825.21
27/12/2020 09:37 AM	Buy	XRP/AUD	7396.94272965	\$29.44554455	\$2,974
02/08/2020 01:14 PM	Sell	ETH/XRP	14.59577567	\$81.34911385	\$8,053.56
31/07/2020 07:41 AM	Sell	HOT/XRP	0.33112582	\$0.00000351	\$0
31/07/2020 12:55 AM	Sell	TRX/XRP	80611.3565279	\$21.39163212	\$2,117.77
31/07/2020 12:53 AM	Sell	VTHO/XRP	170.76945038	\$0.00405771	\$0.4
31/07/2020 12:52 AM	Sell	VET/XRP	82872.20792752	\$19.27093581	\$1,907.82
31/07/2020 12:51 AM	Sell	EOS/XRP	367.02556995	\$15.62601035	\$1,546.98
13/07/2020 09:59 AM	Sell	XRP/VET	7730	\$22.47333686	\$2,224.86
10/07/2020 10:48 AM	Sell	BTT/XRP	2589.28513849	\$0.01506441	\$1.49
10/07/2020 10:38 AM	Sell	XLM/XRP	23640.43838828	\$30.30613938	\$3,000.31
01/07/2020 02:03 AM	Sell	ADA/XRP	26835.83980077	\$32.69329042	\$3,236.64
01/07/2020 02:01 AM	Sell	KNC/XRP	2254.57995371	\$40.39704688	\$3,999.31

218

### Deposit History

Created	Type	Reference	Amount (AUD)
12/05/2021 03:00 PM	POLi	597FFE7EDA803C1F0EE22ED4KWBFAQA5VU	\$12,600
12/05/2021 02:56 PM	POLi	597FFE7EDA803C1F0EE22ED447XAVE3VF7	\$1,400
25/12/2020 07:55 AM	BPAY	82639317	\$2,973

2.19

## Withdrawal History

Created	Status	Amount (AUD)
04/06/2021 12:39 PM	completed	\$12,855
03/06/2021 07:11 PM	completed	\$26,667
05/05/2021 04:24 PM	completed	\$609,793
05/05/2021 04:03 PM	completed	\$7,097

## Send Transaction History

Date	Coin	Address	Amount
12/05/2021 03:50 PM	USDC	0xB0E5f8c81AA7a4542B117813a56b7Ed1694B9b1d	33.571469
12/05/2021 03:42 PM	USDC	0xB0E5f8c81AA7a4542B117813a56b7Ed1694B9b1d	36.333715
12/05/2021 03:25 PM	USDC	0xB0E5f8c81AA7a4542B117813a56b7Ed1694B9b1d	9885
12/05/2021 03:16 PM	USDC	0xB0E5f8c81AA7a4542B117813a56b7Ed1694B9b1d	115
02/02/2021 11:15 PM	XRP	rUQWRnX1M8LhMsdYcv5d13bFrcDzifuFjT	100000
02/02/2021 10:17 AM	XRP	rUQWRnX1M8LhMsdYcv5d13bFrcDzifuFjT	69996
02/02/2021 10:11 AM	XRP	rUQWRnX1M8LhMsdYcv5d13bFrcDzifuFjT	200001
02/02/2021 10:08 AM	XRP	rUQWRnX1M8LhMsdYcv5d13bFrcDzifuFjT	100001
02/02/2021 10:01 AM	XRP	rUQWRnX1M8LhMsdYcv5d13bFrcDzifuFjT	100001
02/02/2021 09:58 AM	XRP	rUQWRnX1M8LhMsdYcv5d13bFrcDzifuFjT	100001
28/12/2020 03:20 PM	XRP	rUQWRnX1M8LhMsdYcv5d13bFrcDzifuFjT	447.64097
28/12/2020 03:16 PM	XRP	rUQWRnX1M8LhMsdYcv5d13bFrcDzifuFjT	10001
28/12/2020 03:13 PM	XRP	rUQWRnX1M8LhMsdYcv5d13bFrcDzifuFjT	5001
28/12/2020 03:09 PM	XRP	rUQWRnX1M8LhMsdYcv5d13bFrcDzifuFjT	9494.37
28/12/2020 03:06 PM	XRP	rUQWRnX1M8LhMsdYcv5d13bFrcDzifuFjT	14001

Date	Coin	Address	Amount
28/12/2020 03:04 PM	XRP	rUQWRnX1M8LhMsdYcv5d13bFrcDzifuFjT	20001
28/12/2020 03:01 PM	XRP	rUQWRnX1M8LhMsdYcv5d13bFrcDzifuFjT	30001
28/12/2020 02:57 PM	XRP	rUQWRnX1M8LhMsdYcv5d13bFrcDzifuFjT	25001
28/12/2020 02:53 PM	XRP	rUQWRnX1M8LhMsdYcv5d13bFrcDzifuFjT	30001
28/12/2020 02:51 PM	XRP	rUQWRnX1M8LhMsdYcv5d13bFrcDzifuFjT	35001
28/12/2020 02:47 PM	XRP	rUQWRnX1M8LhMsdYcv5d13bFrcDzifuFjT	30001
28/12/2020 02:46 PM	XRP	rUQWRnX1M8LhMsdYcv5d13bFrcDzifuFjT	30001
28/12/2020 02:44 PM	XRP	rUQWRnX1M8LhMsdYcv5d13bFrcDzifuFjT	30001
28/12/2020 02:42 PM	XRP	rUQWRnX1M8LhMsdYcv5d13bFrcDzifuFjT	20001
28/12/2020 02:39 PM	XRP	rUQWRnX1M8LhMsdYcv5d13bFrcDzifuFjT	20001
28/12/2020 02:19 PM	XRP	rUQWRnX1M8LhMsdYcv5d13bFrcDzifuFjT	30001
28/12/2020 02:17 PM	XRP	rUQWRnX1M8LhMsdYcv5d13bFrcDzifuFjT	20001
28/12/2020 02:14 PM	XRP	rUQWRnX1M8LhMsdYcv5d13bFrcDzifuFjT	20001
28/12/2020 02:07 PM	XRP	rUQWRnX1M8LhMsdYcv5d13bFrcDzifuFjT	1003
28/12/2020 01:56 PM	XRP	rUQWRnX1M8LhMsdYcv5d13bFrcDzifuFjT	1002
28/12/2020 01:50 PM	XRP	rUQWRnX1M8LhMsdYcv5d13bFrcDzifuFjT	1001
02/08/2020 02:41 PM	XRP	rUQWRnX1M8LhMsdYcv5d13bFrcDzifuFjT	64156.80367855

2/10

### Receive Transaction History

Date	Coin	Address	Amount
27/12/2020 12:21 PM	BTC	163uQaFNFZmz2DCjSwpVsv95VVZX7ef7eK	1.01276632 \$

Date	Coin	Address	Amount	
27/12/2020 09:12 AM	BTC	163uQaFNFZmz2DCjSwpVsv95VVZX7ef7eK	1	\$
14/08/2020 05:20 PM	VTHO	GAS Credit	423.48592847	
15/07/2020 11:03 PM	VTHO	GAS Credit	0.0000446	
04/06/2021 12:36 PM	XRP	rBgnUKAEiFhCRLPoYNPPe3JUWayRjP6Ayg   738834612	10000	\$
03/06/2021 07:05 PM	XRP	rBgnUKAEiFhCRLPoYNPPe3JUWayRjP6Ayg   738834612	29000	\$
04/05/2021 03:02 PM	XRP	rBgnUKAEiFhCRLPoYNPPe3JUWayRjP6Ayg   738834612	91259	\$1
04/05/2021 02:58 PM	XRP	rBgnUKAEiFhCRLPoYNPPe3JUWayRjP6Ayg   738834612	100000	\$19
04/05/2021 02:55 PM	XRP	rBgnUKAEiFhCRLPoYNPPe3JUWayRjP6Ayg   738834612	100000	\$18
04/05/2021 02:52 PM	XRP	rBgnUKAEiFhCRLPoYNPPe3JUWayRjP6Ayg   738834612	50000	\$
04/05/2021 02:49 PM	XRP	rBgnUKAEiFhCRLPoYNPPe3JUWayRjP6Ayg   738834612	100	
31/01/2021 11:48 AM	XRP	rBgnUKAEiFhCRLPoYNPPe3JUWayRjP6Ayg   738834612	300000	\$16
31/01/2021 11:41 AM	XRP	rBgnUKAEiFhCRLPoYNPPe3JUWayRjP6Ayg   738834612	200000	\$10
31/01/2021 11:36 AM	XRP	rBgnUKAEiFhCRLPoYNPPe3JUWayRjP6Ayg   738834612	100000	\$
31/01/2021 11:33 AM	XRP	rBgnUKAEiFhCRLPoYNPPe3JUWayRjP6Ayg   738834612	30000	\$
31/01/2021 11:30 AM	XRP	rBgnUKAEiFhCRLPoYNPPe3JUWayRjP6Ayg   738834612	30000	\$
31/01/2021 11:19 AM	XRP	rBgnUKAEiFhCRLPoYNPPe3JUWayRjP6Ayg   738834612	10000	\$
27/12/2020 01:45 PM	XRP	rBgnUKAEiFhCRLPoYNPPe3JUWayRjP6Ayg   738834612	15708	
27/12/2020 01:43 PM	XRP	rBgnUKAEiFhCRLPoYNPPe3JUWayRjP6Ayg   738834612	20000	
27/12/2020 01:42 PM	XRP	rBgnUKAEiFhCRLPoYNPPe3JUWayRjP6Ayg   738834612	20000	
27/12/2020 01:40 PM	XRP	rBgnUKAEiFhCRLPoYNPPe3JUWayRjP6Ayg   738834612	20000	
27/12/2020 01:35 PM	XRP	rBgnUKAEiFhCRLPoYNPPe3JUWayRjP6Ayg   738834612	20000	

2.21



Date	Coin	Address	Amount	
27/12/2020 01:20 PM	XRP	rBgnUKAEiFhCRLPoYNPPe3JUWayRjP6Ayg   738834612	5675	
27/12/2020 01:18 PM	XRP	rBgnUKAEiFhCRLPoYNPPe3JUWayRjP6Ayg   738834612	20000	
27/12/2020 01:04 PM	XRP	rBgnUKAEiFhCRLPoYNPPe3JUWayRjP6Ayg   738834612	20000	
27/12/2020 11:08 AM	XRP	rBgnUKAEiFhCRLPoYNPPe3JUWayRjP6Ayg   738834612	40000	
27/12/2020 11:04 AM	XRP	rBgnUKAEiFhCRLPoYNPPe3JUWayRjP6Ayg   738834612	10000	

### Receive From Another User

No receives.

3-1

# Sigma Super Fund General Ledger



As at 30 June 2021

Transaction Date	Description	Units	Debit	Credit	Balance \$
<b>Accountancy Fees (30100)</b>					
<u>Accountancy Fees (30100)</u>					
13/07/2020	Selfmade 227600889		111.66		111.66 DR
11/08/2020	Selfmade 233141071		111.66		223.32 DR
11/09/2020	Selfmade 239539207		111.66		334.98 DR
12/10/2020	Selfmade 245877296		111.66		446.64 DR
11/11/2020	Selfmade 252981656		111.66		558.30 DR
11/12/2020	Selfmade 260636996		111.66		669.96 DR
11/01/2021	Selfmade 267216298		111.66		781.62 DR
11/02/2021	Selfmade 274777634		111.66		893.28 DR
11/03/2021	Selfmade 282139774		111.66		1,004.94 DR
12/04/2021	Selfmade 290860343		111.66		1,116.60 DR
11/05/2021	Selfmade 299301657		111.66		1,228.26 DR
11/06/2021	Selfmade 308415091		111.66		1,339.92 DR
			<b>1,339.92</b>		<b>1,339.92 DR</b>

} 3-2  
to  
3-13

**Total Debits: 1,339.92**

**Total Credits: 0.00**

3.2



**Tax Invoice**  
**ABN 12 619 195 005**

**Date Issued:** 13 Jul 2020  
**Invoice No:** 9463847  
**Total Due:** \$0.00

ACCOUNT SUMMARY	SUBTOTAL
Administration Fee	\$101.51
GST	\$10.15
<b>Total</b>	<b>\$111.66</b>
<b>Paid</b>	<b>\$111.66</b>
Total to pay	\$0.00

3.3



**Tax Invoice**  
**ABN 12 619 195 005**

**Date Issued:** 11 Aug 2020  
**Invoice No:** 9687131  
**Total Due:** \$0.00

ACCOUNT SUMMARY	SUBTOTAL
Administration Fee	\$101.51
GST	\$10.15
<b>Total</b>	<b>\$111.66</b>
<b>Paid</b>	<b>\$111.66</b>
Total to pay	\$0.00

3.4



**Tax Invoice**  
**ABN 12 619 195 005**

**Date Issued:** 11 Sep 2020  
**Invoice No:** 9874424  
**Total Due:** \$0.00

ACCOUNT SUMMARY	SUBTOTAL
Administration Fee	\$101.51
GST	\$10.15
<b>Total</b>	<b>\$111.66</b>
<b>Paid</b>	<b>\$111.66</b>
Total to pay	\$0.00



**Tax Invoice**  
**ABN 12 619 195 005**

**Date Issued:** 12 Oct 2020  
**Invoice No:** 10051878  
**Total Due:** \$0.00

ACCOUNT SUMMARY	SUBTOTAL
Administration Fee	\$101.51
GST	\$10.15
<b>Total</b>	<b>\$111.66</b>
<b>Paid</b>	<b>\$111.66</b>
Total to pay	\$0.00

3.6



**Tax Invoice**  
**ABN 12 619 195 005**

**Date Issued:** 11 Nov 2020  
**Invoice No:** 10297831  
**Total Due:** \$0.00

**ACCOUNT SUMMARY**

**SUBTOTAL**

Administration Fee	\$101.51
GST	\$10.15
<b>Total</b>	<b>\$111.66</b>
<b>Paid</b>	<b>\$111.66</b>
Total to pay	\$0.00



3.7

**Tax Invoice**

**ABN 12 619 195 005**

**Date Issued:** 11 Dec 2020  
**Invoice No:** 10495394  
**Total Due:** \$0.00

ACCOUNT SUMMARY	SUBTOTAL
Administration Fee	\$101.51
GST	\$10.15
<b>Total</b>	<b>\$111.66</b>
<b>Paid</b>	<b>\$111.66</b>
Total to pay	\$0.00





3-8

**Tax Invoice**  
**ABN 12 619 195 005**

**Date Issued:** 11 Jan 2021  
**Invoice No:** 10660021  
**Total Due:** \$0.00

ACCOUNT SUMMARY	SUBTOTAL
Administration Fee	\$101.51
GST	\$10.15
<b>Total</b>	<b>\$111.66</b>
<b>Paid</b>	<b>\$111.66</b>
Total to pay	\$0.00



3-9

**Tax Invoice**  
ABN 12 619 195 005

**Date Issued:** 11 Feb 2021  
**Invoice No:** 10893544  
**Total Due:** \$0.00

ACCOUNT SUMMARY	SUBTOTAL
Administration Fee	\$101.51
GST	\$10.15
<b>Total</b>	<b>\$111.66</b>
<b>Paid</b>	<b>\$111.66</b>
Total to pay	\$0.00



3.10

**Tax Invoice**  
**ABN 12 619 195 005**

**Date Issued:** 11 Mar 2021  
**Invoice No:** 11099765  
**Total Due:** \$0.00

ACCOUNT SUMMARY	SUBTOTAL
Administration Fee	\$101.51
GST	\$10.15
<b>Total</b>	<b>\$111.66</b>
<b>Paid</b>	<b>\$111.66</b>
Total to pay	\$0.00

**selfmade.**<sup>TM</sup>**Tax Invoice****ABN 12 619 195 005**

**Date Issued:** 12 Apr 2021  
**Invoice No:** 11290169  
**Total Due:** \$0.00

**ACCOUNT SUMMARY****SUBTOTAL**

Administration Fee	\$101.51
GST	\$10.15
<b>Total</b>	<b>\$111.66</b>
<b>Paid</b>	<b>\$111.66</b>
Total to pay	\$0.00

3.12



**Tax Invoice**  
**ABN 12 619 195 005**

**Date Issued:** 11 May 2021  
**Invoice No:** 11550361  
**Total Due:** \$0.00

ACCOUNT SUMMARY	SUBTOTAL
Administration Fee	\$101.51
GST	\$10.15
<b>Total</b>	<b>\$111.66</b>
<b>Paid</b>	<b>\$111.66</b>
Total to pay	\$0.00



3.13

**Tax Invoice**

**ABN 12 619 195 005**

**Date Issued:** 11 Jun 2021  
**Invoice No:** 11748255  
**Total Due:** \$0.00

ACCOUNT SUMMARY	SUBTOTAL
Administration Fee	\$101.51
GST	\$10.15
<b>Total</b>	<b>\$111.66</b>
<b>Paid</b>	<b>\$111.66</b>
Total to pay	\$0.00

4-1

Sigma Super Fund

Formation Costs

\$1,438

Selfmade invoice 8569933

Year

2020	287.6	1150.4
2021	287.6	862.8 ✓
2022	287.6	575.2
2023	287.6	287.6
2024	287.6	0

POSTED



**ASIC**  
Australian Securities & Investments Commission

ABN 86 768 265 615

5.1

**Inquiries**  
www.asic.gov.au/invoices  
1300 300 630

SIGMA 8301 PTY LTD  
5129 ST ANDREWS TCE HOPE ISLAND QLD 4212

INVOICE STATEMENT  
Issue date 13 Dec 20  
**SIGMA 8301 PTY LTD**

ACN 638 049 395  
Account No. 22 638049395

**Summary**

Opening Balance	\$0.00
New items	\$55.00
Payments & credits	\$0.00
<b>TOTAL DUE</b>	<b>\$55.00</b>

- Amounts are not subject to GST. (Treasurer's determination - exempt taxes, fees and charges).
- Payment of your annual review fee will maintain your registration as an Australian company.

*Transaction details are listed on the back of this page*

**Please pay**

Immediately	\$0.00
By 13 Feb 21	\$55.00

*If you have already paid please ignore this invoice statement.*

- Late fees will apply if you do NOT
  - tell us about a change during the period that the law allows
  - bring your company or scheme details up to date within 28 days of the date of issue of the annual statement, or
  - pay your review fee within 2 months of the annual review date.
- Information on late fee amounts can be found on the ASIC website.



**ASIC**  
Australian Securities & Investments Commission

PAYMENT SLIP  
SIGMA 8301 PTY LTD

ACN 638 049 395      Account No: 22 638049395



22 638049395

<b>TOTAL DUE</b>	<b>\$55.00</b>
<b>Immediately</b>	<b>\$0.00</b>
<b>By 13 Feb 21</b>	<b>\$55.00</b>

*Payment options are listed on the back of this payment slip*



**Billers Code: 17301**  
**Ref: 2296380493959**



\*814 129 0002296380493959 81





S.2

Company: SIGMA 8301 PTY LTD ACN 638 049 395

**Company details**

Date company registered 13-12-2019  
 Company next review date 13-12-2022  
 Company type Australian Proprietary Company  
 Company status Registered  
 Home unit company No  
 Superannuation trustee company Yes  
 Non profit company No

**Registered office**

C/- SIMMONS LIVINGSTONE & ASSOCIATES, UNIT 30 , 340 HOPE ISLAND ROAD , HOPE ISLAND QLD 4212

**Principal place of business**

5129 ST ANDREWS TERRACE , HOPE ISLAND QLD 4212

**Officeholders**

MAGLOIRE, SH'KA  
 Born 29-03-1964 at UNITED KINGDOM  
 5129 ST ANDREWS TERRACE , HOPE ISLAND QLD 4212  
 Office(s) held: Director, appointed 13-12-2019  
 Secretary, appointed 13-12-2019

**Company share structure**

Share class	Share description	Number issued	Total amount paid	Total amount unpaid
ORD	ORDINARY	12	12.00	0.00

**Members**

MAGLOIRE , SH'KA		5129 ST ANDREWS TERRACE , HOPE ISLAND QLD 4212		
Share class	Total number held	Fully paid	Beneficially held	
ORD	12	Yes	Yes	

**Document history**

These are the documents most recently received by ASIC from this organisation.

Received	Number	Form	Description	Status
07-02-2022	031510787	902	SUPPLEMENTARY DOCUMENT	Processed and imaged
31-01-2022	5EFJ01553	484	CHANGE TO COMPANY DETAILS	Processed and imaged
13-12-2019	5EBK27896	201	APPLICATION FOR INCORPORATION (DIVN 1)	Processed and imaged

**Leeza Cox**

---

**From:** 50 Pence <kamagloire1@gmail.com>  
**Sent:** Friday, 25 February 2022 10:17 AM  
**To:** Leeza Cox  
**Subject:** Re: Sigma Super Fund - 2021 year preliminary queries

1  
The ASIC fee for \$55 - this was due by 13/02/21 - was it paid. If it was, did you pay it from your personal account as I can't see it coming out of the Macquarie SMSF bank account, please provide a bank statement.

**Paid from personal account attached.**

**Sigma Super Fund  
General Ledger**

As at 30 June 2021



Transaction Date	Description	Units	Debit	Credit	Balance \$
<b>Life Insurance Premiums (39000)</b>					
<u>(Life Insurance Premiums) Magloire, Sh'ka - Accumulation (MAGSH'00001A)</u>					
06/07/2020	Insure Me Now Insure Me Now		199.30		199.30 DR
06/08/2020	Insure Me Now Insure Me Now		199.30		398.60 DR
07/09/2020	Insure Me Now Insure Me Now		199.30		597.90 DR
06/10/2020	Insure Me Now Insure Me Now		199.30		797.20 DR
06/11/2020	Insure Me Now Insure Me Now		199.30		996.50 DR
07/12/2020	Insure Me Now insure Me Now		199.30		1,195.80 DR
06/01/2021	Insure Me Now Insure Me Now		199.30		1,395.10 DR
08/02/2021	Insure Me Now Insure Me Now		199.30		1,594.40 DR
08/03/2021	Insure Me Now Insure Me Now		199.30		1,793.70 DR
06/04/2021	Insure Me Now Insure Me Now		199.30		1,993.00 DR
06/05/2021	Insure Me Now Insure Me Now		236.78		2,229.78 DR
			<b>2,229.78</b>		<b>2,229.78 DR</b>

6-1  
6-2

**Total Debits: 2,229.78**

**Total Credits: 0.00**

390

6.2

## Self Managed Super Fund Life Insurance Policy Schedule



This terms and conditions applying to this cover are set out in this Policy Schedule and the Self Managed Super Fund Life Insurance Product Disclosure Statement which was current at the Acceptance Date shown below. This Policy Schedule confirms that a Policy with the benefits indicated below has been issued to the Policy owner by the insurer, Hannover Life Re of Australasia Ltd ABN 37 062 395 484.

### Policy Owner

**Trustee of the SMSF:** Sh'ka Magloire

### Life Insured

<b>Name:</b>	Mr Sh'ka Magloire	<b>Gender:</b>	Male
<b>Date of birth:</b>	29/03/1964	<b>Smoker status:</b>	Non Smoker

### Policy Details

<b>Policy Number:</b>	55141020	<b>Date this Schedule issued:</b>	05/05/2020
<b>Acceptance Date:</b>	05/05/2020	<b>Commencement Date:</b>	06/05/2020

### Insurance Benefit

	Benefit Amount:	Instalment Premium:
<b>Life cover:</b>	\$600,000.00	\$199.30
<b>Total Instalment Premium (inclusive of stamp duty):</b>		\$199.30

### Payment Details

<b>Payment Frequency:</b>	Monthly	<b>Payment Date:</b>	6 of each month
<b>Instalment Premium:</b>	\$199.30	<b>Payment Method:</b>	Bank Account
<b>Account/Card Holder Name:</b>	SigMa Super Fund	<b>Account number:</b>	182512 967694522

### Special Provisions/Exclusions:

6-3

11:44



Friday  
3:58 am

Edit



insure menow Pty Ltd  
ACN 126 466 466  
AFSL 416019  
Suite 5, 235 Spix Road  
Miesman NSW 2088  
Phone: 1300 466 466  
www.insuremenow.com.au

10 August 2021

Mr Sh'ka Magloire  
5129 St Andrews Terrace  
HOPENISLAND QLD 4212

Dear Sh'ka,

**Your Insure Me Now Policy has been lapsed – Policy Number 55141020**

A letter was previously sent to you advising that your Policy was at risk of lapsing because your premium was overdue.

After Hannover Life Re attempted to deduct the premium from your nominated account, a note was received from your financial institution stating that your premium could not be deducted due to "Declined – Payment Stop"

**Options for continuing your Policy**

Due to the outstanding premium your policy is currently lapsed and there is no cover however you may be able to reinstate your Policy, subject to approval and the payment of the outstanding arrears of \$710.34.

To do this, please phone 1300 466 466 to organise payment.

Please note that after one month from the date of this letter this option will expire and no longer be available due to changes in legislation.

**If you require assistance**


If you have any questions, please contact our office on 1300 466 466 or email [customer.service@insuremenow.com.au](mailto:customer.service@insuremenow.com.au)

Yours sincerely

*Tamarin Carrett*

Tamarin Carrett  
Client Services Manager

This cover is issued by Hannover Life Re Australia Ltd ABN 27 082 398 466 and is subject to the terms and conditions as set out in the Product Disclosure Statement which was current at the Commencement Date of cover. 35141020



**Leeza Cox**

---

**From:** 50 Pence <kamagloire1@gmail.com>  
**Sent:** Friday, 25 February 2022 10:50 AM  
**To:** Leeza Cox  
**Subject:** Insurances

7. Please send through the first insurance policy document including the premium paid that you took out on 4963 Saint Andrews Terrace

I don't think I took out insurance, as that's covered by the body corporate payments.

8. Please provide the insurance documents for "Insure Me Now" - payment \$236.78 May 2021. It looks like the payments stop after May 2021 which may mean your life insurance has lapsed. Please check your records to confirm that is correct and you should consider whether you need to take out a fresh insurance policy.

I can only locate the lapse letters. The renewal premium shot up 20% and insurance companies had suddenly jumped out of SMSF life insurance, so I couldn't shop around.

I let it lapse and now cover my life from my personal account.

Account Name

SIGMA 8301 PTY LTD ATF SIGMA SUPER FUND

Cash Management Account Transaction Listing Report

From 8 January 2020 to 31 December 2021

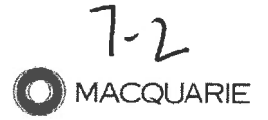
Date	Description	Debits	Credits	Balance
Apr 9	TRANSACT FUNDS TFR TO AINSLIE BULLION	320.49		1,267.87 CR
Apr 14	Selfmade 215033485	111.66		1,156.21 CR
Apr 15	TRANSACT FUNDS TFR TO AINSLIE BULLION	304.28		851.93 CR
Apr 28	SuperChoice P/L PC06C025-5799668		589.00	1,440.93 CR
Apr 30	MACQUARIE CMA INTEREST PAID		0.02	1,440.95 CR
<b>May 2020</b>				
May 8	Insure Me Now Insure Me Now	199.30		1,241.65 CR
May 11	Selfmade 218416328	111.66		1,129.99 CR
May 28	SuperChoice P/L PC06C024-5823862		630.24	1,760.23 CR
May 29	MACQUARIE CMA INTEREST PAID		0.03	1,760.26 CR
<b>Jun 2020</b>				
Jun 10	Insure Me Now Insure Me Now	199.30		1,560.96 CR
Jun 11	Selfmade 222379558	111.66		1,449.30 CR
Jun 30	MACQUARIE CMA INTEREST PAID		0.04	1,449.34 CR ✓
<b>Jul 2020</b>				
Jul 1	SuperChoice P/L PC06C023-5845486		883.50	2,332.84 CR
Jul 6	Insure Me Now Insure Me Now	199.30		2,133.54 CR
Jul 13	Selfmade 227600889	111.66		2,021.88 CR
Jul 14	TRANSACT FUNDS TFR TO AINSLIE BULLION	324.67		1,697.21 CR
Jul 27	SuperChoice P/L PC06C022-5869645		589.00	2,286.21 CR
Jul 31	MACQUARIE CMA INTEREST PAID		0.04	2,286.25 CR
<b>Aug 2020</b>				
Aug 6	Insure Me Now Insure Me Now	199.30		2,086.95 CR
Aug 11	Selfmade 233141071	111.66		1,975.29 CR
Aug 25	SuperChoice P/L PC06C024-5889279		646.65	2,621.94 CR
Aug 31	MACQUARIE CMA INTEREST PAID		0.05	2,621.99 CR
<b>Sep 2020</b>				
Sep 7	Insure Me Now Insure Me Now	199.30		2,422.69 CR
Sep 11	Selfmade 239539207	111.66		2,311.03 CR
Sep 23	SuperChoice P/L PC06C023-5904156		599.40	2,910.43 CR
Sep 30	MACQUARIE CMA INTEREST PAID		0.04	2,910.47 CR
<b>Oct 2020</b>				
Oct 6	Insure Me Now Insure Me Now	199.30		2,711.17 CR
Oct 12	Selfmade 245877296	111.66		2,599.51 CR
Oct 20	SuperChoice P/L PC06C022-5921804		599.40	3,198.91 CR
<b>Nov 2020</b>				
Nov 6	Insure Me Now Insure Me Now	199.30		2,999.61 CR
Nov 11	Selfmade 252981656	111.66		2,887.95 CR
Nov 13	SuperChoice P/L PC06C020-5943254		899.11	3,787.06 CR
<b>Dec 2020</b>				
Dec 7	Insure Me Now Insure Me Now	199.30		3,587.76 CR
Dec 11	Selfmade 260636996	111.66		3,476.10 CR
Dec 18	SuperChoice P/L PC06C023-5959671		599.40	4,075.50 CR

Op. bal

1,449.34 CR ✓

Account Name


SIGMA 8301 PTY LTD ATF SIGMA SUPER FUND



Cash Management Account Transaction Listing Report  
From 8 January 2020 to 31 December 2021

Date	Description	Debits	Credits	Balance
Dec 24	BPAY TO COINSPOT DEPOSIT	3,000.00		1,075.50 CR
<b>Jan 2021</b>				
Jan 6	Insure Me Now Insure Me Now	199.30		876.20 CR
Jan 11	Selfmade 267216298	111.66		764.54 CR
Jan 20	SuperChoice P/L PC06C021-5970065		722.25	1,486.79 CR
<b>Feb 2021</b>				
Feb 8	Insure Me Now Insure Me Now	199.30		1,287.49 CR
Feb 11	Selfmade 274777634	111.66		1,175.83 CR
Feb 26	SuperChoice P/L PC06C022-5998676		659.99	1,835.82 CR
<b>Mar 2021</b>				
Mar 8	Insure Me Now Insure Me Now	199.30		1,636.52 CR
Mar 11	Selfmade 282139774	111.66		1,524.86 CR
Mar 16	SuperChoice P/L PC06C021-6008522		632.33	2,157.19 CR
<b>Apr 2021</b>				
Apr 6	Insure Me Now Insure Me Now	199.30		1,957.89 CR
Apr 12	Selfmade 290860343	111.66		1,846.23 CR
Apr 19	SuperChoice P/L PC06C022-6025813		632.33	2,478.56 CR
<b>May 2021</b>				
May 6	Insure Me Now Insure Me Now	236.78		2,241.78 CR
May 11	Selfmade 299301657	111.66		2,130.12 CR
May 20	SuperChoice P/L PC140521-134585016		565.45	2,695.57 CR
<b>Jun 2021</b>				
Jun 11	Selfmade 308415091	111.66		2,583.91 CR
<b>Jul 2021</b>				
Jul 12	BPAY TO COGC - RATES	88.00		2,495.91 CR
Jul 12	Selfmade 316844165	111.66		2,384.25 CR
Jul 16	SH'KA MAGLOIRE Sigma		2,300.00	4,684.25 CR
Jul 28	VICTORIA J OMAR Rent		900.00	5,584.25 CR
Jul 28	TRANSACT FUNDS TFR TO SH'KA MAGLOIRE	3,200.00		2,384.25 CR
<b>Aug 2021</b>				
Aug 9	BPAY TO STRATAPAY-LEVY	128.18		2,256.07 CR
Aug 11	VICTORIA J OMAR Rent		900.00	3,156.07 CR
Aug 11	Selfmade 325232349	111.66		3,044.41 CR
Aug 25	VICTORIA J OMAR Rent		900.00	3,944.41 CR
<b>Sep 2021</b>				
Sep 8	VICTORIA J OMAR Rent		900.00	4,844.41 CR
Sep 13	Selfmade 332901097	111.66		4,732.75 CR
Sep 22	VICTORIA J OMAR Rent		900.00	5,632.75 CR
<b>Oct 2021</b>				
Oct 11	Selfmade 339489846	111.66		5,521.09 CR
Oct 25	SH'KA MAGLOIRE V J Omar Rent		1,800.00	7,321.09 CR
Oct 26	TRANSACT FUNDS TFR TO SH'KA MAGLOIRE	4,065.00		3,256.09 CR
<b>Nov 2021</b>				

*clos. bal*





7-3

# Sigma Super Fund General Ledger



As at 30 June 2021

Transaction Date	Description	Units	Debit	Credit	Balance \$
<b>Interest Received (25000)</b>					
<u>Macquarie Cash Management Account ***4522 (MBL967694522)</u>					
31/07/2020	MACQUARIE CMA INTEREST PAID			0.04	0.04 CR
31/08/2020	MACQUARIE CMA INTEREST PAID			0.05	0.09 CR
30/09/2020	MACQUARIE CMA INTEREST PAID			0.04	0.13 CR
				<b>0.13</b>	<b>0.13 CR</b>

7-1

**Total Debits: 0.00**  
**Total Credits: 0.13**

8-1

**Sigma Super Fund**  
**General Ledger**



As at 30 June 2021

Transaction Date	Description	Units	Debit	Credit	Balance \$
<b>Collectables (Coins, Stamps, Wine and Other Personal Use Assets) (71000)</b>					
<u>10oz Ainslie Silver Stacker Bar (10ozainsliesilver)</u>					
01/07/2020	Opening Balance	10.00			2,490.00 DR
		<b>10.00</b>			<b>2,490.00 DR</b>
<u>1g Minted Gold Bar Perth Mint (1gmintedgoldcar)</u>					
01/07/2020	Opening Balance	10.00			810.00 DR
30/06/2021	Revaluation - 30/06/2021 @ \$73.930000 (Exit) - 10.000000 Units on hand			70.70	739.30 DR
		<b>10.00</b>		<b>70.70</b>	<b>739.30 DR</b>
<u>1oz 9999 Silver Kangaroo Coin 2020 (1oz9999SilverKang)</u>					
01/07/2020	Opening Balance	2.00			49.80 DR
14/07/2020	TRANSACT FUNDS TFR TO AINSLIE BULLION - Invoice 29044 Total \$377.74	10.00	377.74		427.54 DR
30/06/2021	Revaluation - 30/06/2021 @ \$33.240000 (Exit) - 12.000000 Units on hand			28.66	398.88 DR
		<b>12.00</b>	<b>377.74</b>	<b>28.66</b>	<b>398.88 DR</b>
<u>1oz Silver Coin 2013 Yr of Snake (1ozsilvercoinsnake)</u>					
01/07/2020	Opening Balance	12.00			440.52 DR
		<b>12.00</b>			<b>440.52 DR</b>
<u>1oz Silver Coin Koala 2020 (1ozsilverkoala)</u>					
01/07/2020	Opening Balance	2.00			49.80 DR
30/06/2021	Revaluation - 30/06/2021 @ \$33.240000 (Exit) - 2.000000 Units on hand		16.68		66.48 DR
		<b>2.00</b>	<b>16.68</b>		<b>66.48 DR</b>
<u>1oz Silver Coin Kookaburra 2020 (1ozsilverkookaburra)</u>					
01/07/2020	Opening Balance	2.00			49.80 DR
30/06/2021	Revaluation - 30/06/2021 @ \$33.240000 (Exit) - 2.000000 Units on hand		16.68		66.48 DR
		<b>2.00</b>	<b>16.68</b>		<b>66.48 DR</b>
<u>1oz Silver Coin Wedge Tailed Eagle 2020 (1ozsilverWedgeTailed)</u>					
01/07/2020	Opening Balance	2.00			49.80 DR
30/06/2021	Revaluation - 30/06/2021 @ \$33.240000 (Exit) - 2.000000 Units on hand		16.68		66.48 DR
		<b>2.00</b>	<b>16.68</b>		<b>66.48 DR</b>
<u>GC-0.05oz-zGeneral (GC-0.05oz-zGeneral)</u>					
01/07/2020	Opening Balance	5.00			1,120.35 DR
		<b>5.00</b>			<b>1,120.35 DR</b>

**Total Debits: 427.78**

**Total Credits: 99.36**

710

8-2



Tax Invoice

Invoice No 29044	Invoice Date 14 Jul 2020	Customer PO No STE	Tracking Code	Salesperson Davina Priestley	Type 3. Web
---------------------	-----------------------------	-----------------------	---------------	---------------------------------	----------------

**Customer:**  
**Ka Magloire**  
 Ka Magloire  
 5129 St Andrews TCE  
 Hope Island, QLD 4212

Phone: 0414774055  
 kamagloire8@protonmail.com

**Ship To:**  
**Ka Magloire**  
 Ka Magloire  
 5129 St Andrews TCE  
 Hope Island, QLD 4212

**\*\*MUST DELIVER IN PERSON OR LEAVE CARD\*\***

Item	Qty	Unit Price	Subtotal
1oz 9999 Silver Kangaroo Coin 2020 Perth Mint	10	\$36.07	\$360.74

15

Title to the goods mentioned herein transfers to the purchaser upon receipt of clear funds. You have entered into a legally binding contract. See our Terms & Conditions <https://www.ainsliebullion.com.au/termsandconditions.aspx>

Product Cost:	\$360.74
Surcharge:	\$0.00
Delivery Details:	\$17.00
Discount:	\$0.00
Sub Total:	\$377.74
Tax (0%):	\$0.00

**Payments**

Payments	Method	Ref	Amount
14 Jul 2020	Bank Transfer		\$324.67
Deposit 14 Jul 2020	Credit Card		\$53.07

<b>Tax Invoice Total (AUD):</b>	<b>\$377.74</b>
<b>Total Paid (AUD):</b>	<b>\$377.74</b>
<b>Outstanding (AUD):</b>	<b>\$0.00</b>



**Biller Code: 220038**

**BPAY Reference: 84573179**

Contact your financial institution to make this payment from your bank account (excluding credit cards).  
 Minimum payment \$10.00.  
 The following account name will appear on your bank statement - **Ainslie Bullion Comp**

BSB : 034-002 | Account Number 768377 | Ainslie Bullion Company @ Westpac, 260 Queen St, Brisbane

**Ainslie Bullion**  
 ABN: 14 737 209 486

Level 6, 12 Creek St,  
 Brisbane QLD 4001  
 Australia

P 1800 819 474  
 E info@ainsliebullion.com.au  
 W ainsliebullion.com.au

71000/1029999 Silver Kang.

POSTED

^

Price List as at 30-Jun-2021 08:30 AM

AUD/USD: 0.7515

NOTE - This is only a limited selection of products available. Browse the online store for the full selection

## Gold

Asset	Spot AUD	Spot USD
XAU	\$2,347	\$1,764

### Gold Bars (9999)

Product	Sell	BuyBack
1/2oz - Ainslie Bar	\$1,224	\$1,150
1oz - Ainslie bar	\$2,407	\$2,300
2oz - Ainslie bar	\$4,802	\$4,599
5oz - Ainslie bar	\$11,948	\$11,497
10oz - Ainslie bar	\$23,872	\$22,994
500g - Ainslie bar	\$38,330	\$36,964
1kg - Ainslie bar	\$76,585	\$73,927
1g Perth Mint minted bar	\$106	\$73.93
5g Perth Mint minted bar	\$417	\$370
10g Perth Mint minted bar	\$804	\$740

### Gold Coins (9999)

Product	Sell	BuyBack
1kg	\$78,990	\$73,927
2oz	\$4,930	\$4,599
1oz	\$2,454	\$2,300
1/2oz	\$1,291	\$1,150
1/4oz	\$662	\$575
1/10oz	\$316	\$230
1/20oz	\$207	\$115
Sovereigns (incl GST)	\$644	\$540
Krugerands (incl GST)	\$2,648	\$2,280
\$200 Australian Coin 10g (incl GST)	\$817	\$678

## Silver

Asset	Spot AUD	Spot USD
XAG	\$34.39	\$25.84

### Silver Bars (999+)

Product	Sell	BuyBack
1 oz - Perth Mint minted bar	\$43.62	\$33.24
5 oz - Ainslie bar	\$204	\$167
10 oz - Ainslie bar	\$397	\$333
1 kg - Ainslie bar	\$1,194	\$1,069
100 oz - Ainslie bar	\$3,686	\$3,324
5 kg - Ainslie bar	\$5,916	\$5,343
10 -16kg Blocks	\$17,313	\$15,420

### Silver Coins (999+)

Product	Sell	BuyBack
1oz Perth Mint Kangaroo	\$42.17	\$33.24
1 oz PM Koala or Kookaburra	\$44.87	\$33.24
1oz American Silver Eagle coins	\$53.67	\$33.24
1oz Canadian Maple Leaf coins	\$46.72	\$33.24
1/2 oz Perth Mint Silver coin	\$28.59	\$16.62
5 oz Perth Mint Silver coin	\$236	\$167
10 oz Perth Mint Silver coin	\$414	\$333
1kg Perth Mint Silver coin	\$1,236	\$1,069

## Platinum

Asset	Spot AUD	Spot USD
XPT	\$1,427	\$1,073

### Platinum Bars

Product	Sell	BuyBack
1 oz Baird Minted Bar	\$1,529	\$1,320

## Crypto

Asset	Spot AUD	Spot USD
AUS	\$75.45	\$56.70
AGS	\$1.11	\$0.84
BTC	\$47,703	\$35,849
ETH	\$2,892	\$2,173
LTC	\$193	\$146
XRP	\$0.94	\$0.70
BCH	\$696	\$523
EOS	\$5.44	\$4.09
XLM	\$0.37	\$0.28
ADA	\$1.82	\$1.37
TRX	\$0.09	\$0.07
IOTA	\$1.11	\$0.83
LINK	\$25.94	\$19.50
USDT	\$1.33	\$1.00
THETA	\$9.37	\$7.04
TFUEL	\$0.56	\$0.43

### Stable Coins

Product	Sell	BuyBack
---------	------	---------

### Popular Cryptocurrencies

Product	Sell	BuyBack
---------	------	---------

Gold Standard (AUS)	\$/6.58	\$/4.69	Bitcoin (BTC)	\$49,135	\$46,212
Silver Standard (AGS)	\$1.18	\$1.09	Ethereum (ETH)	\$2,978	\$2,805
			Ripple (XRP)	\$0.96	\$0.91
			Litecoin (LTC)	\$199	\$188
			Bitcoin Cash (BCH)	\$717	\$675
			EOS (EOS)	\$5.63	\$5.27
			Stellar (XLM)	\$0.39	\$0.36
			Cardano (ADA)	\$1.88	\$1.77
			TRON (TRX)	\$0.10	\$0.09
			IOTA (MIOTA)	\$1.15	\$1.08
			Chainlink (LINK)	\$26.72	\$25.17

8.4

### Security Products

Product	Sell	BuyBack
Ledger Nano S Hardware Wallet	\$80.00	\$80.00
Trezor Model One	\$0.00	\$0.00
SAFEWORDS Paper backup kit	\$0.00	\$0.00