

Financial Year Summary


1 JULY 2018 - 30 JUNE 2019



Portfolio Valuation	Account Number	Account Name	Value as at 30 June 2019
Shares	2387970	TAYLORMADE4BG SUPER PTY LTD <TAYLORMADE4BG RET FUND A/C>	\$1,418,758.04
CDIA	11042219	TAYLORMADE4BG RET FUND	\$36.67
TOTAL PORTFOLIO VALUE			\$1,418,794.71

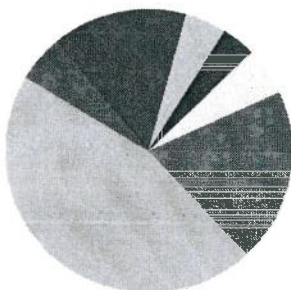
Allocation as at 30 June 2019

Shares in your portfolio



WES (12.74%)
CBA (11.67%)
WBC (9.99%)
NAB (9.42%)
PPT (8.93%)
RWC (7.47%)
AGL (7.05%)
TLS (5.43%)
SHL (5.29%)
All Others (22.01%)

Sectors in your portfolio



Consumer Staples (12.74%)
Financials (45.70%)
Health Care (5.29%)
Industrials (15.27%)
Other (4.70%)
Real Estate (3.82%)
Teleco. Services (5.43%)
Utilities (7.05%)

Estimated interest & Dividends 2018-2019 Financial Year

* Est. Franked Dividends	\$72,161.12
Est. Unfranked Dividends	\$7,900.24
* Est. Franking Credits	\$30,926.21
Est. Interest Received from Interest Rate Securities	\$0.00
Interest Received from Cash Account(s)	\$36.67
TOTAL INCOME	\$80,098.03

Fees & Charges 2018-2019 Financial Year

Total Brokerage (inc. GST)	\$232.84
Total Subscriptions (inc. GST)	\$0.00
Other Fees (inc. GST)	\$0.00
TOTAL FEES & CHARGES	\$232.84

* Plus IAG Special Dividend on Share Consolidation
Paid 26 Nov 2018
\$165 Franking Credit
on Dividend of \$1750

Financial Year Summary

CommSec



1 JULY 2018 - 30 JUNE 2019

This statement only provides information for CDIA accounts that have been designated as the settlement account for your trading account as at 30 June. Please refer to NetBank for interest income from all other CBA accounts.

The Interest shown is net of any non-resident or TFN withholding tax (if applicable). Please refer to Netbank for bank fees paid on your designated CDIA settlement account in the financial year.

Interest & Estimated Dividend Summary

1 JULY 2018 - 30 JUNE 2019



SHARES - 2387970 - HIN 60952418

TAYLORMADE4BG SUPER PTY LTD <TAYLORMADE4BG RET FUND A/C>

ESTIMATED DIVIDEND SUMMARY

AGL - AGL ENERGY LIMITED. FPO (ORDINARY FULLY PAID)

Ex-div date	Payment Date	Type	Dividend per share	Units	Est. Unfranked Amount	Est. Franked Amount	Est. Total Dividend	Est. Franking Credit
20-Feb-2019	22-Mar-2019	Interim	\$0.5500	5,000	\$550.00	\$2,200.00	\$2,750.00	\$942.86
22-Aug-2018	21-Sep-2018	Final	\$0.6300	5,000	\$630.00	\$2,520.00	\$3,150.00	\$1,080.00
Sub Total					\$1,180.00	\$4,720.00	\$5,900.00	\$2,022.86

CBA - COMMONWEALTH BANK. FPO (ORDINARY FULLY PAID)

Ex-div date	Payment Date	Type	Dividend per share	Units	Est. Unfranked Amount	Est. Franked Amount	Est. Total Dividend	Est. Franking Credit
13-Feb-2019	28-Mar-2019	Interim	\$2.0000	2,000	\$0.00	\$4,000.00	\$4,000.00	\$1,714.29
15-Aug-2018	28-Sep-2018	Final	\$2.3100	2,000	\$0.00	\$4,620.00	\$4,620.00	\$1,980.00
Sub Total					\$0.00	\$8,620.00	\$8,620.00	\$3,694.29

CHC - CHARTER HALL GROUP STP FORUS (STAPLED SECURITIES US PROHIBITED)

Ex-div date	Payment Date	Type	Dividend per share	Units	Est. Unfranked Amount	Est. Franked Amount	Est. Total Dividend	Est. Franking Credit
28-Dec-2018	28-Feb-2019	Interim	\$0.1650	5,000	\$415.00	\$410.00	\$825.00	\$175.71
2018 28-Jun-2018	31-Aug-2018	Final	\$0.1620	5,000	\$535.00	\$275.00	\$810.00	\$170.00
Sub Total					\$950.00	\$685.00	\$1,635.00	\$293.57

IAG - INSURANCE AUSTRALIA FPO (ORDINARY FULLY PAID)

Ex-div date	Payment Date	Type	Dividend per share	Units	Est. Unfranked Amount	Est. Franked Amount	Est. Total Dividend	Est. Franking Credit
12-Feb-2019	20-Mar-2019	Interim	\$0.1200	6,832	\$0.00	\$819.84	\$819.84	\$351.36
21-Aug-2018	27-Sep-2018	Final	\$0.2000	7,000	\$0.00	\$1,400.00	\$1,400.00	\$600.00
Sub Total					\$0.00	\$2,219.84	\$2,219.84	\$951.36

+ 26 Nov 2018 Special Divd -> Capital Return on Share Consolidation \$1,750 -> Franking Credit \$165

NAB - NATIONAL AUST. BANK FPO (ORDINARY FULLY PAID)

Ex-div date	Payment Date	Type	Dividend per share	Units	Est. Unfranked Amount	Est. Franked Amount	Est. Total Dividend	Est. Franking Credit
08-Nov-2018	14-Dec-2018	Final	\$0.9900	5,000	\$0.00	\$4,950.00	\$4,950.00	\$2,121.43
15-May-2018	05-Jul-2018	Interim	\$0.9900	5,000	\$0.00	\$4,950.00	\$4,950.00	\$2,121.43
Sub Total					\$0.00	\$9,900.00	\$9,900.00	\$4,242.86

PPT - PERPETUAL LIMITED FPO (ORDINARY FULLY PAID)

Ex-div date	Payment Date	Type	Dividend per share	Units	Est. Unfranked Amount	Est. Franked Amount	Est. Total Dividend	Est. Franking Credit
06-Mar-2019	29-Mar-2019	Interim	\$1.2500	3,000	\$0.00	\$3,750.00	\$3,750.00	\$1,607.14
12-Sep-2018	08-Oct-2018	Final	\$1.4000	3,000	\$0.00	\$4,200.00	\$4,200.00	\$1,800.00
Sub Total					\$0.00	\$7,950.00	\$7,950.00	\$3,407.14

Interest & Estimated Dividend Summary

1 JULY 2018 - 30 JUNE 2019



PTM - PLATINUM ASSET FPO (ORDINARY FULLY PAID)

Ex-div date	Payment Date	Type	Dividend per share	Units	Est. Unfranked Amount	Est. Franked Amount	Est. Total Dividend	Est. Franking Credit
28-Feb-2019	18-Mar-2019	Interim	\$0.1300	5,000	\$0.00	\$650.00	\$650.00	\$278.57
30-Aug-2018	21-Sep-2018	Final	\$0.1600	5,000	\$0.00	\$800.00	\$800.00	\$342.86
Sub Total					\$0.00	\$1,450.00	\$1,450.00	\$621.43

RWC - RELIANCE WORLDWIDE FPO (ORDINARY FULLY PAID)

Ex-div date	Payment Date	Type	Dividend per share	Units	Est. Unfranked Amount	Est. Franked Amount	Est. Total Dividend	Est. Franking Credit
07-Mar-2019	29-Mar-2019	Interim	\$0.0400	30,102	\$0.00	\$1,204.08	\$1,204.08	\$516.03
10-Sep-2018	11-Oct-2018	Final	\$0.0300	30,102	\$0.00	\$903.06	\$903.06	\$387.03
Sub Total					\$0.00	\$2,107.14	\$2,107.14	\$903.06

SHL - SONIC HEALTHCARE FPO (ORDINARY FULLY PAID)

Ex-div date	Payment Date	Type	Dividend per share	Units	Est. Unfranked Amount	Est. Franked Amount	Est. Total Dividend	Est. Franking Credit
08-Mar-2019	26-Mar-2019	Interim	\$0.3300	2,770	\$731.28	\$182.82	\$914.10	\$78.35
12-Sep-2018	27-Sep-2018	Final	\$0.4900	2,000	\$686.00	\$294.00	\$980.00	\$126.00
Sub Total					\$1,417.28	\$476.82	\$1,894.10	\$204.35

SYD - SYD AIRPORT STAPLED (FULLY PAID ORDINARY/UNITS STAPLED SECURITIES)

Ex-div date	Payment Date	Type	Dividend per share	Units	Est. Unfranked Amount	Est. Franked Amount	Est. Total Dividend	Est. Franking Credit
28-Dec-2018	14-Feb-2019	Final	\$0.1900	6,000	\$1,140.00	\$0.00	\$1,140.00	\$0.00
28-Jun-2018	14-Aug-2018	Interim	\$0.1850	6,000	\$1,110.00	\$0.00	\$1,110.00	\$0.00
Sub Total					\$2,250.00	\$0.00	\$2,250.00	\$0.00

TCL - TRANSURBAN GROUP STAPLED (FULLY PAID ORDINARY/UNITS STAPLED SECURITIES)

Ex-div date	Payment Date	Type	Dividend per share	Units	Est. Unfranked Amount	Est. Franked Amount	Est. Total Dividend	Est. Franking Credit
28-Dec-2018	15-Feb-2019	Interim	\$0.2900	4,232	\$1,184.96	\$42.32	\$1,227.28	\$18.14
28-Jun-2018	10-Aug-2018	Final	\$0.2800	3,600	\$918.00	\$90.00	\$1,008.00	\$38.57
Sub Total					\$2,102.96	\$132.32	\$2,235.28	\$56.71

TLS - TELSTRA CORPORATION. FPO (ORDINARY FULLY PAID)

Ex-div date	Payment Date	Type	Dividend per share	Units	Est. Unfranked Amount	Est. Franked Amount	Est. Total Dividend	Est. Franking Credit
27-Feb-2019	29-Mar-2019	Interim	\$0.0800	20,000	\$0.00	\$1,600.00	\$1,600.00	\$685.71
29-Aug-2018	27-Sep-2018	Final	\$0.1100	20,000	\$0.00	\$2,200.00	\$2,200.00	\$942.86
Sub Total					\$0.00	\$3,800.00	\$3,800.00	\$1,628.57

Interest & Estimated Dividend Summary

1 JULY 2018 - 30 JUNE 2019



WBC - WESTPAC BANKING CORP FPO (ORDINARY FULLY PAID)

Ex-div date	Payment Date	Type	Dividend per share	Units	Est. Unfranked Amount	Est. Franked Amount	Est. Total Dividend	Est. Franking Credit
16-May-2019	24-Jun-2019	Interim	\$0.9400	5,000	\$0.00	\$4,700.00	\$4,700.00	\$2,014.29
13-Nov-2018	20-Dec-2018	Final	\$0.9400	5,000	\$0.00	\$4,700.00	\$4,700.00	\$2,014.29
17-May-2018	04-Jul-2018	Interim	\$0.9400	5,000	\$0.00	\$4,700.00	\$4,700.00	\$2,014.29
Sub Total					\$0.00	\$14,100.00	\$14,100.00	\$6,042.87

WES - WESFARMERS LIMITED FPO (ORDINARY FULLY PAID)

Ex-div date	Payment Date	Type	Dividend per share	Units	Est. Unfranked Amount	Est. Franked Amount	Est. Total Dividend	Est. Franking Credit
26-Feb-2019	10-Apr-2019	Interim	\$2.0000	5,000	\$0.00	\$10,000.00	\$10,000.00	\$4,285.71
20-Aug-2018	27-Sep-2018	Final	\$1.2000	5,000	\$0.00	\$6,000.00	\$6,000.00	\$2,571.43
Sub Total					\$0.00	\$16,000.00	\$16,000.00	\$6,857.14
TOTAL					\$7,900.24	\$72,161.12	\$80,061.36	\$30,926.21

ESTIMATED INTEREST RECEIVED

No data available

TOTAL **\$0.00**

INTEREST INCOME SUMMARY

Account	Interest
CDIA - 11042219	\$36.67
TOTAL	\$36.67

Transaction Summary

1 JULY 2018 - 30 JUNE 2019



SHARES - 2387970 - HIN 60952418
 TAYLORMADE4BG SUPER PTY LTD
 <TAYLORMADE4BG RET FUND A/C>

Total Buys and Seis	2018 - 2019 Financial Year
Total Buys (inc. Brokerage + GST)	\$0.00
Total Sells (inc. Brokerage + GST)	\$193,089.46

ALF - AUSTRALIAN LEADERS FPO (ORDINARY FULLY PAID)

Date	Type	Quantity	Unit Price	Trade Value	Brokerage+GST	GST	CNote	Total Value
09-Jul-2018	Sell	-39,000	\$1.0300	-\$40,170.00	\$48.20	\$4.38	84974846	-\$40,121.80
				Sub Total	\$48.20	\$4.38		-\$40,121.80

CBAPD - COMMONWEALTH BANK. NYR3QUT (CAP NOTE 3-BBSW+2.80% PERP NON-CUM RED T-12-24)

Date	Type	Quantity	Unit Price	Trade Value	Brokerage+GST	GST	CNote	Total Value
13-Jul-2018	Sell	-600	\$97.2600	-\$58,356.00	\$70.03	\$6.37	85054450	-\$58,285.97
				Sub Total	\$70.03	\$6.37		-\$58,285.97

NABPA - NATIONAL AUST. BANK LPYR3UT (CNV PREF 3-BBSW+3.20% PERP NON-CUM RED T-03-21)

Date	Type	Quantity	Unit Price	Trade Value	Brokerage+GST	GST	CNote	Total Value
09-Jul-2018	Sell	-240	\$101.0000	-\$24,240.00	\$29.95	\$2.72	84958062	-\$24,210.05
				Sub Total	\$29.95	\$2.72		-\$24,210.05

STO - SANTOS LTD FPO (ORDINARY FULLY PAID)

Date	Type	Quantity	Unit Price	Trade Value	Brokerage+GST	GST	CNote	Total Value
09-Jul-2018	Sell	-6,500	\$6.3500	-\$41,275.00	\$49.53	\$4.50	84959817	-\$41,225.47
				Sub Total	\$49.53	\$4.50		-\$41,225.47

WBPCD - WESTPAC BANKING CORP NYR3QUT (CAP NOTE 3-BBSW+3.20% PERP NON-CUM RED T-03-19)

Date	Type	Quantity	Unit Price	Trade Value	Brokerage+GST	GST	CNote	Total Value
13-Jul-2018	Sell	-290	\$100.9700	-\$29,281.30	\$35.13	\$3.19	85059005	-\$29,246.17
				Sub Total	\$35.13	\$3.19		-\$29,246.17

Transaction Summary

1 JULY 2018 - 30 JUNE 2019



The transaction summary is only able to display information available to us. Transactions regarding corporate actions or stock transfers are not included and can be found on your statements as issued by the company or the share registry. Transactions for Issuer Sponsored holdings placed outside of this account are not included in this summary. Links to some of the key share registries can be found below:

Computershare (<http://www.computershare.com/au/Pages/default.aspx>)
Link Market Services (<https://investorcentre.linkmarketservices.com.au/Login.aspx/Login>)
Security Transfer Registrars (<https://www.securitytransfer.com.au/>)
Advanced Share Registry Services (<http://www.advancedshare.com.au/Home.aspx>)

Portfolio Valuation

30 JUNE 2019




SHARES - 2387970 - HIN 60952418

TAYLORMADE4BG SUPER PTY LTD <TAYLORMADE4BG RET FUND A/C>

Portfolio	Units	Unit Price	Portfolio Value	% of Portfolio
AGL - AGL ENERGY LIMITED. FPO (ORDINARY FULLY PAID)	5,000	\$20.0100	✓ \$100,050.00	7.05%
CBA - COMMONWEALTH BANK. FPO (ORDINARY FULLY PAID)	2,000	\$82.7800	✓ \$165,560.00	11.67%
CHC - CHARTER HALL GROUP STP FORUS (STAPLED SECURITIES US PROHIBITED)	5,000	\$10.8300	✓ \$54,150.00	3.82%
COL - COLES GROUP FPO (ORDINARY FULLY PAID)	5,000	\$13.3500	✓ \$66,750.00	4.70%
IAG - INSURANCE AUSTRALIA FPO (ORDINARY FULLY PAID)	6,832	\$8.2600	✓ \$56,432.32	3.98%
NAB - NATIONAL AUST. BANK FPO (ORDINARY FULLY PAID)	5,000	\$26.7200	✓ \$133,600.00	9.42%
PPT - PERPETUAL LIMITED FPO (ORDINARY FULLY PAID)	3,000	\$42.2400	✓ \$126,720.00	8.93%
PTM - PLATINUM ASSET FPO (ORDINARY FULLY PAID)	5,000	\$4.8500	✓ \$24,250.00	1.71%
RWC - RELIANCE WORLDWIDE FPO (ORDINARY FULLY PAID)	30,102	\$3.5200	✓ \$105,959.04	7.47%
SHL - SONIC HEALTHCARE FPO (ORDINARY FULLY PAID)	2,770	\$27.1000	✓ \$75,067.00	5.29%
SYD - SYD AIRPORT STAPLED (FULLY PAID ORDINARY/UNITS STAPLED SECURITIES)	6,000	\$8.0400	✓ \$48,240.00	3.40%
TCL - TRANSURBAN GROUP STAPLED (FULLY PAID ORDINARY/UNITS STAPLED SECURITIES)	4,232	\$14.7400	✓ \$62,379.68	4.40%
TLS - TELSTRA CORPORATION. FPO (ORDINARY FULLY PAID)	20,000	\$3.8500	✓ \$77,000.00	5.43%
WBC - WESTPAC BANKING CORP FPO (ORDINARY FULLY PAID)	5,000	\$28.3600	✓ \$141,800.00	9.99%
WES - WESFARMERS LIMITED FPO (ORDINARY FULLY PAID)	5,000	\$36.1600	✓ \$180,800.00	12.74%
		Sub Total	\$1,418,758.04	100.00%
Cash Accounts				
CDIA - 06716711042219			\$36.67	0.00%
		TOTAL	\$1,418,794.71	100.00%

Portfolio Valuation



30 JUNE 2019

This statement only provides information for CDIA accounts that have been designated as the settlement account for your trading account as at 30 June. Please refer to NetBank for interest income from all other CBA accounts.

The Interest shown is net of any non-resident or TFN withholding tax (if applicable). Please refer to Netbank for bank fees paid on your designated CDIA settlement account in the financial year.