

DNG SUPER TRUST FUND
OPERATING STATEMENT
FOR THE PERIOD 1 JULY 2019 TO 30 JUNE 2020


	June 2020 \$	June 2019 \$
Income		
Capital Gains/(Losses) - Taxable	(40,264.75)	(28,251.06)
Capital Gains/(Losses) - Non Taxable	(499.77)	-
Employer Contributions - Concessional	13,244.63	19,909.16
Increase in Market Value of Investments (Note 5)	4,240.59	540.75
Interest Received	11.06	6.02
Other Income	516.03	727.72
Transfers In - Preserved/Taxable	7,281.50	3,610.43
Transfers In - Preserved/Tax Free	505.17	3.10
Transfers In - Unrestricted Non Preserved/Tax Free	-	0.60
	(14,965.54)	(3,453.28)
Expenses		
Accountancy Fees	440.00	5,610.00
ATO Supervisory Levy	259.00	259.00
Amortisation of Formation Costs	440.00	440.00
Auditor's Remuneration	-	330.00
Decrease in Market Value of Investments (Note 5)	-	2,253.61
Insurance	320.00	320.00
Fees paid - ASIC	321.00	316.00
Life Insurance Premiums - Preserved	5,747.28	750.20
	7,527.28	10,278.81
Benefits Accrued as a Result of Operations before Income Tax	(22,492.82)	(13,732.09)
Income Tax (Note 7)		
Income Tax Expense	1,002.75	1,958.70
	1,002.75	1,958.70
Benefits Accrued as a Result of Operations	(23,495.57)	(15,690.79)


The accompanying notes form part of these financial statements

DNG SUPER TRUST FUND
STATEMENT OF FINANCIAL POSITION AS AT 30 JUNE 2020

	June 2020 \$	June 2019 \$
Investments		
Crypto currency	84,729.88	107,550.57
Shares in Listed Companies (Australian)	770.00	16,760.00
Units in Listed Unit Trusts (Australian)	1,806.35	-
	87,306.23	124,310.57
Other Assets		
Cash at Bank - Macquarie 182512 965228513	104.75	12.41
Cash at Bank - Westpac 262453	16,366.29	1,400.69
Coinspot cryptocurrency wallet - AUD	0.47	11.09
Formation Expenses	440.00	880.00
Sundry Debtors	-	712.80
	16,911.51	3,016.99
Total Assets	104,217.74	127,327.56
Less:		
Liabilities		
Income Tax Payable (Note 7)	1,002.75	1,518.70
PAYG Payable	-	440.00
Sundry Creditors	1,341.70	-
	2,344.45	1,958.70
Net Assets Available to Pay Benefits	101,873.29	125,368.86
Represented by:		
Liability for Accrued Benefits (Notes 2, 3, 4)		
Kun, Daniel	81,511.59	112,071.46
Kun, Gina	20,361.70	13,297.40
	101,873.29	125,368.86

The accompanying notes form part of these financial statements

DocuSigned by:

6777B63119AD463...

DocuSigned by:

3CBB5EA187E14C7...

DNG SUPER TRUST FUND

NOTES TO THE FINANCIAL STATEMENTS

FOR THE PERIOD 1 JULY 2019 TO 30 JUNE 2020

1. Summary of Significant Accounting Policies

The trustees have prepared the financial statements on the basis that the superannuation fund is a non-reporting entity because there are no users dependent on general purpose financial statements. The financial statements are therefore special purpose financial statements that have been prepared in order to meet the requirements of the Superannuation Industry (Supervision) Act 1993 and associated Regulations, the trust deed of the fund and the needs of members.

The financial statements have been prepared on a cash basis unless stated otherwise and are based on historical costs, except for investments which have been measured at market value.

The following significant accounting policies, which are consistent with the policies applied in the previous period unless otherwise stated, have been adopted in the preparation of the financial statements.

The financial statements were authorised for issue by the trustees/ directors of the trustee company.

a. Measurement of Investments

The fund initially recognises:

- i. an investment when it controls the future economic benefits expected to flow from the asset. For financial assets, the trade date is considered to be the date on which control of the future economic benefits attributable to the asset passes to the Fund; and
- ii. a financial liability on the date it becomes a party to the contractual provisions of the instrument.

Investments of the fund have been measured at market values, which refers to the amount that a willing buyer could reasonably be expected to pay to acquire an asset from a willing seller if the following assumptions are made:

- that the buyer and the seller deal with each other at arm's length in relation to the sale;
- that the sale occurred after proper marketing of the asset; and
- that the buyer and the seller acted knowledgeably and prudentially in relation to the sale.

Market value has been determined as follows:

- i. shares and other securities listed on the Australian Securities Exchange by reference to the relevant market quotations at the end of the reporting period;
- ii. units in managed funds by reference to the unit redemption price at the end of the reporting period;
- iii. fixed-interest securities by reference to the redemption price at the end of the reporting period;
- iv. unlisted investments are stated at trustees' assessment based on estimated market value at balance date or where necessary, an external valuer's opinion; and
- v. investment properties at the trustees' assessment of the market value or where necessary a qualified independent valuer's opinion at the end of reporting period.

Financial liabilities, such as trade creditors and other payables, are measured at the gross value of the outstanding balance at the end of the reporting period. The trustees have determined that the gross value of the fund's financial liabilities is equivalent to their market values. Any remeasurement changes in the gross values of non-current financial liabilities (including liabilities for members' accrued benefits) are recognised in the operating statement in the periods in which they occur.

b. Cash and Cash Equivalents

Cash and cash equivalents include cash on hand and at call, deposits with banks and short-term, highly liquid investments that are readily convertible to cash and subject to an insignificant risk of change in value

DNG SUPER TRUST FUND

NOTES TO THE FINANCIAL STATEMENTS

FOR THE PERIOD 1 JULY 2019 TO 30 JUNE 2020

c. Revenue

Revenue is recognised to the extent that it is probable that the economic benefits will flow to the Fund and the revenue can be reliably measured. Revenue is recognised at the fair value of the consideration received or receivable.

Interest revenue

Interest revenue is recognised in respect of fixed-interest securities, and cash and cash equivalent balances. Interest revenue is recognised as it accrues.

Dividend revenue

Dividend revenue is recognised when the dividend has been paid or, in the case of dividend reinvestment schemes, when the dividend is credited to the benefit of the fund.

Rental revenue

Rental revenue arising from operating leases on investment properties is recognised upon receipt.

Distribution revenue

Distributions from unit trusts and managed funds are recognised as at the date the unit value is quoted ex-distributions and, if not received at the end of the reporting period, are reflected in the statement of financial position as a receivable at net market value.

Remeasurement changes in market values

Remeasurement changes in the market values of assets are recognised as income and determined as the difference between the market value at year-end or consideration received (if sold during the year) and the market value as at the prior year-end or cost (if acquired during the period).

Contributions

Contributions and transfers in are recognised when the control and the benefits from the revenue have been attained and are recorded by the Fund, gross of any taxes, in the period to which they relate.

d. Liability for Accrued Benefits

The liability for accrued benefits represents the fund's present obligation to pay benefits to members and beneficiaries and has been calculated as the difference between the carrying amount of the assets and the carrying amount of the other payables and income tax liabilities as at the end of the reporting period.

e. Goods and Services Tax (GST)

Revenues, expenses and assets are recognised net of the amount of GST, except where the amount of GST incurred is not recoverable from the Australian Taxation Office (ATO).

The net amount of GST recoverable from, or payable to, the ATO is included with other receivables or other payables in the statement of financial position.

f. Critical Accounting Estimates and Judgements

The preparation of financial statements requires the trustees to make judgements, estimates and assumptions that affect the application of accounting policies and the reported amounts of assets and liabilities, income and expenses. Actual results may differ from these estimates.

Estimates and underlying assumptions are reviewed on an ongoing basis. Revisions to accounting estimates are recognised in

DNG SUPER TRUST FUND
NOTES TO THE FINANCIAL STATEMENTS
FOR THE PERIOD 1 JULY 2019 TO 30 JUNE 2020

the period in which the estimate is revised and in any future period affected.

2. Liability for Accrued Benefits

Changes in the Liability for Accrued Benefits are as follows:

	June 2020 \$	June 2019 \$
Liability for Accrued Benefits at beginning of period	125,368.86	141,059.65
Add:		
Benefits Accrued as a Result of Operations	(23,495.57)	(15,690.79)
- Adjustment of Deferred Tax Liability /Deferred Tax Asset	-	-
	<u>101,873.29</u>	<u>125,368.86</u>
Liability for Accrued Benefits at end of period	<u>101,873.29</u>	<u>125,368.86</u>

3. Vested Benefits

Vested benefits are benefits which are not conditional upon continued membership of the fund (or any other factor other than resignation from the fund) and include benefits which members were entitled to receive had they terminated their fund membership as at the reporting date.

	June 2020 \$	June 2019 \$
Vested Benefits	<u>101,873.29</u>	<u>125,368.86</u>

4. Guaranteed Benefits

No guarantees have been given in respect of any part of the liability for accrued benefits.

5. Changes in Market Values

Investments and other assets of the fund are valued at the end of the reporting period as described in Note 1 - Summary of Significant Accounting Policies. A detailed schedule of investments is attached to these financial statements. A summary of the change in Market Values is as follows:

	June 2020 \$	June 2019 \$
Crypto currency	(8,562.32)	3,423.29
Shares in Listed Companies (Australian)	13,058.23	(5,676.90)
Units in Listed Unit Trusts (Australian)	(385.30)	-
	<u>(5,889.39)</u>	<u>(2,253.61)</u>

DocuSigned by:

Daniel Kun

6777B63119AD463...

DocuSigned by:

Gina Kun

3CBB5EA187E14C7...

DNG SUPER TRUST FUND
NOTES TO THE FINANCIAL STATEMENTS
FOR THE PERIOD 1 JULY 2019 TO 30 JUNE 2020

4,110.61

(2,253.61)

6. Funding Arrangements

The employer and members contributed to the fund a percentage of the gross salaries of the employees who were members of the fund as follows:

	June 2020 \$	June 2019 \$
Employer		
Members		

7. Income Tax

Income Tax is payable by the superannuation fund at the rate of 15% on the contributions received and the income of the fund. There has been no change in the Income Tax rate during the year.

The Income Tax payable by the superannuation fund has been calculated as follows:

	June 2020 \$	June 2019 \$
Benefits accrued as a result of operations before income tax	(22,492.82)	(13,732.09)
Prima facie income tax on accrued benefits	(3,373.92)	(2,059.81)
Add/(Less) Tax Effect of:		
Increase in Market Value of Investments	(636.09)	(81.11)
Transfers In - Preserved/Taxable	(1,092.22)	(541.56)
Transfers In - Preserved/Tax Free	(75.78)	(.46)
Transfers In - Unrestricted Non Preserved/Tax Free	-	(.09)
Decrease in Market Value of Investments	-	338.04
Tax Adjustments	66.00	66.00
Accounting (Profits)/Losses on Sale of Investments	6,114.68	4,237.66
Other	.08	.03
	<u>4,376.67</u>	<u>4,018.51</u>
Income Tax Expense	<u>1,002.75</u>	<u>1,958.70</u>

Income tax expense comprises:

Income Tax Payable/(Refundable)	1,002.75	1,518.70
Tax Instalments Paid	-	440.00
	<u>1,002.75</u>	<u>1,958.70</u>

DNG SUPER TRUST FUND
NOTES TO THE FINANCIAL STATEMENTS
FOR THE PERIOD 1 JULY 2019 TO 30 JUNE 2020

**8. Reconciliation of Net Cash provided by
Operating Activities to Benefits Accrued from Operations
after Income Tax**

	June 2020 \$	June 2019 \$
Benefits accrued from operations after income tax	(23,495.57)	(15,690.79)
Add/(Less) non cash amounts included in benefits accrued from operations		
Capital Gains/(Losses) - Taxable	40,264.75	28,251.06
Capital Gains/(Losses) - Non Taxable	499.77	-
Increase in Market Value of Investments	(4,240.59)	(540.75)
Amortisation of Formation Costs	440.00	440.00
Decrease in Market Value of Investments	-	2,253.61
Income Tax Expense	1,002.75	1,958.70
Other non cash items	(1,958.70)	(1,346.10)
	<u>36,007.98</u>	<u>31,016.52</u>
Net cash provided by operating activities	<u>12,512.41</u>	<u>15,325.73</u>

9. Reconciliation of Cash

For the purpose of the statement of cash flows, cash includes cash on hand and in banks. Cash at the end of the reporting period as shown in the statement of cash flows is reconciled to the related item in the Statement of Financial Position or Statement of Net Assets as follows:

	June 2020 \$	June 2019 \$
Cash	<u>16,471.51</u>	<u>1,424.19</u>

DNG SUPER TRUST FUND
TRUSTEE: DNG SUPER INVESTMENTS PTY LTD
ACN: 618 892 416
TRUSTEES DECLARATION

The directors of the trustee company have determined that the fund is not a reporting entity and that these special purpose financial statements should be prepared in accordance with the accounting policies described in Note 1 to the financial statements.

The directors of the trustee company declare that:

- i. the financial statements and notes to the financial statements for the year ended 30 June 2020 present fairly, in all material respects, the financial position of the superannuation fund at 30 June 2020 and the results of its operations for the year ended on that date in accordance with the accounting policies described in Note 1 to the financial statements;
- ii. the financial statements and notes to the financial statements have been prepared in accordance with the requirements of the trust deed; and
- iii. the operation of the superannuation fund has been carried out in accordance with its trust deed and in compliance with the requirements of the Superannuation Industry (Supervision) Act 1993 and associated Regulations during the year ended 30 June 2020.

Specifically, the trustees declare that

- in accordance with s 120 of the Superannuation Industry (Supervision) Act 1993, no individual trustee has been or is a disqualified person;
- the fund has satisfactory title to all assets, all assets are unencumbered and free from charge as prescribed by s 50 of the Superannuation (Supervision) Act 1993 and reg 13.14 of the Superannuation Industry (Supervision) Act 1994; and
- to the knowledge of the trustees, there have been no events or transactions subsequent to the balance date which could have a material impact on the fund. Where such events have occurred, the effect of such events has been accounted and noted in the fund's financial statements

Signed in accordance with a resolution of the directors of the trustee company by:

DocuSigned by:

Daniel Kun

6777B63119AD463...

Daniel Kun

Dng Super Investments Pty Ltd

Director

DocuSigned by:

Gina Kun

3CB85EA187E14C7...

Gina Kun

Dng Super Investments Pty Ltd

Director

DATED: 24/11/2021

**DNG SUPER TRUST FUND
COMPILATION REPORT TO THE MEMBER(S) OF DNG SUPER TRUST FUND**

We have compiled the accompanying special purpose financial statements of DNG SUPER TRUST FUND, which comprise the statement of financial position as at 30 June 2020, the operating statement for the year then ended, a summary of significant accounting policies and other explanatory notes. The specific purpose for which the special purpose financial statements have been prepared is set out in Note 1 to the financial statements.

The Responsibility of the Trustee(s)

The Trustee (s) of the DNG SUPER TRUST FUND is solely responsible for the information contained in the special purpose financial statements, the reliability, accuracy and completeness of the information and for the determination that the financial reporting framework used is appropriate to meet their needs and for the purpose that the financial statements were prepared.

Our Responsibility

On the basis of information provided by the Trustee(s), we have compiled the accompanying special purpose financial statements in accordance with the financial reporting framework as described in Note 1 to the financial statements and APES 315: Compilation of Financial Information.

We have applied our expertise in accounting and financial reporting to compile these financial statements in accordance with the financial reporting framework described in Note 1 to the financial statements. We have complied with the relevant ethical requirements of APES 110: Code of Ethics for Professional Accountants.

Assurance Disclaimer

Since a compilation engagement is not an assurance engagement, we are not required to verify the reliability, accuracy or completeness of the information provided to us by management to compile these financial statements. Accordingly, we do not express an audit opinion or a review conclusion on these financial statements.

The special purpose financial statements were compiled exclusively for the benefit of the directors of the trustee company who are responsible for the reliability, accuracy and completeness of the information used to compile them. We do not accept responsibility for the contents of the special purpose financial statements.

Simmons Livingstone & Associates

of

Po Box 806
Oxenford QLD 4210

Dated: / /

**DNG SUPER TRUST FUND
STATEMENT OF TAXABLE INCOME
FOR THE PERIOD 1 JULY 2019 TO 30 JUNE 2020**

	2020
	\$
Benefits Accrued as a Result of Operations before Income Tax	(22,493.00)
Less:	
Increase in Market Value of Investments	(4,241.00)
Transfers In - Preserved/Taxable	(7,282.00)
Transfers In - Preserved/Tax Free	(505.00)
Tax adjustment Expenses - Administration expenses (Q)	440.00
Other Non Taxable Items	1.00
	(11,587.00)
	(34,080.00)
Add:	
Accounting Capital Losses	40,765.00
	40,765.00
Taxable Income	6,685.00
Tax Payable on Taxable Income	1,002.75
Income Tax Payable/(Refund)	1,002.75
Add:	
Supervisory levy	259.00
Total Amount Due or Refundable	1,261.75

DocuSigned by:
Daniel kun
6777B63119AD463...

DocuSigned by:
Gina kun
3CBB5EA187E14C7...

Member's Statement
DNG SUPER TRUST FUND

MR DANIEL KUN
31 HARBOURVUE COURT
HELENSVALE QLD 4212

The Trustee of the above named fund wishes to advise you of the circumstances of your entitlement in the Fund at 30 June 2020 and for the reporting period 1 July 2019 to 30 June 2020.

Your Details		Your Balance	
Date of Birth	8 March 1973	Total Benefits	\$81,511.59
Tax File Number	Provided	Comprising:	
Date Joined Fund	4 May 2017	- Preserved	\$81,427.70
Service Period Start Date		- Restricted Non Preserved	
Date Left Fund		- Unrestricted Non Preserved	\$83.89
Member Mode	Accumulation	Including:	
Account Description		- Tax Free Component	\$519.99
Current Salary		- Taxable Component	\$80,991.60
Vested Amount	\$81,511.59		
Insured Death Benefit	\$892,528.00		
Total Death Benefit	\$974,039.59		
Disability Benefit			
Nominated Beneficiaries	Joshua Kun Sophia Kun		

Your Detailed Account	Preserved	Restricted Non Preserved	Unrestricted Non Preserved	Total
Opening Balance at 1 July 2019	111,987.57		83.89	112,071.46
<u>Add: Increases to Member's Account During the Period</u>				
Concessional Contributions	5,882.51			5,882.51
Non-Concessional Contributions				
Other Contributions				
Govt Co-Contributions				
Employer Contributions - No TFN				
Proceeds of Insurance Policies				
Share of Net Income/(Loss) for period	(31,449.18)			(31,449.18)
Transfers in and transfers from reserves				
	(25,566.67)			(25,566.67)
	86,420.90		83.89	86,504.79
<u>Less: Decreases to Member's Account During the Period</u>				
Benefits/Pensions Paid				
Contributions Tax	882.38			882.38
Income Tax	(844.79)			(844.79)
No TFN Excess Contributions Tax				
Division 293 Tax				
Excess Contributions Tax				
Refund Excess Contributions				
Insurance Policy Premiums Paid	4,955.61			4,955.61
Management Fees				
Share of fund expenses				
Transfers out and transfers to reserves				
	4,993.20			4,993.20
Member's Account Balance at 30/06/2020	81,427.70		83.89	81,511.59

Reference: KUNDAS1 / 501

Availability of Other Fund Information

Other information about the Fund is available at your request from the Trustee. If you would like any further information, please contact the Trustee.

Trustee's Disclaimer

This statement has been prepared by the Trustee for the member whose name appears at the top of this statement. Every effort has been made by the Trustee to ensure the accuracy and completeness of this Statement. The Trustee does not accept any liability for any error, omission or misprint. All amounts shown in relation to benefits do not take into account any amounts which may be withheld to satisfy the requirements imposed by the Income Tax Assessment Act 1936.


Signed by all the trustees of the fund

DocuSigned by:



Daniel Kun
6777B63119AD463...
Director

DocuSigned by:



Gina Kun
3CBB5EA187E14C7...
Director

Statement Date: 24 November 2021

Member's Statement
DNG SUPER TRUST FUND

MRS GINA KUN
31 HARBOURVUE COURT
HELENSVALE QLD 4212

The Trustee of the above named fund wishes to advise you of the circumstances of your entitlement in the Fund at 30 June 2020 and for the reporting period 1 July 2019 to 30 June 2020.

Your Details		Your Balance	
Date of Birth	9 May 1979	Total Benefits	\$20,361.70
Tax File Number	Provided	Comprising:	
Date Joined Fund	4 May 2017	- Preserved	\$20,361.70
Service Period Start Date		- Restricted Non Preserved	
Date Left Fund		- Unrestricted Non Preserved	
Member Mode	Accumulation	Including:	
Account Description		- Tax Free Component	\$597.10
Current Salary		- Taxable Component	\$19,764.60
Vested Amount	\$20,361.70		
Insured Death Benefit	\$892,528.00		
Total Death Benefit	\$912,889.70		
Disability Benefit			
Nominated Beneficiaries	Joshua Kun Sophia Kun		

Your Detailed Account	Preserved	Restricted Non Preserved	Unrestricted Non Preserved	Total
Opening Balance at 1 July 2019	13,297.40			13,297.40
<u>Add: Increases to Member's Account</u> <u>During the Period</u>				
Concessional Contributions	7,362.12			7,362.12
Non-Concessional Contributions				
Other Contributions				
Govt Co-Contributions				
Employer Contributions - No TFN				
Proceeds of Insurance Policies				
Share of Net Income/(Loss) for period	(6,327.66)			(6,327.66)
Transfers in and transfers from reserves	7,786.67			7,786.67
	8,821.13			8,821.13
	22,118.53			22,118.53
<u>Less: Decreases to Member's Account</u> <u>During the Period</u>				
Benefits/Pensions Paid				
Contributions Tax	1,104.32			1,104.32
Income Tax	(139.16)			(139.16)
No TFN Excess Contributions Tax				
Division 293 Tax				
Excess Contributions Tax				
Refund Excess Contributions				
Insurance Policy Premiums Paid	791.67			791.67
Management Fees				
Share of fund expenses				
Transfers out and transfers to reserves				
	1,756.83			1,756.83
Member's Account Balance at 30/06/2020	20,361.70			20,361.70

Reference: KUNDAS1 / 502

Availability of Other Fund Information

Other information about the Fund is available at your request from the Trustee. If you would like any further information, please contact the Trustee.

Trustee's Disclaimer

This statement has been prepared by the Trustee for the member whose name appears at the top of this statement. Every effort has been made by the Trustee to ensure the accuracy and completeness of this Statement. The Trustee does not accept any liability for any error, omission or misprint. All amounts shown in relation to benefits do not take into account any amounts which may be withheld to satisfy the requirements imposed by the Income Tax Assessment Act 1936.

Signed by all the trustees of the fund

DocuSigned by:

6777B63119AD463...
Daniel Kun
Director

DocuSigned by:

3CBB5EA187E14C7...
Gina Kun
Director

Statement Date: 24 November 2021

**MEMORANDUM OF RESOLUTIONS OF THE DIRECTOR(S) OF
DNG SUPER INVESTMENTS PTY LTD
ACN: 618 892 416
ATF DNG SUPER TRUST FUND**

ADOPT FINANCIAL
STATEMENT ATO RESOLUTION

It was resolved that the financial statements would be prepared as special purpose financial statements as, in the opinion of the trustee(s), the superannuation fund is a non-reporting entity and therefore is not required to comply with all Australian Accounting Standards.

It was further resolved that the financial statements and notes to the financial statements of the superannuation fund in respect of the year ended 30 June 2020 thereon be adopted.

TRUSTEE'S DECLARATION:

It was resolved that the trustee's declaration of the superannuation fund be signed.

INVESTMENT STRATEGY:

The allocation of the fund's assets and the fund's investment performance over the financial year were reviewed and found to be within acceptable ranges outlined in the investment strategy adopted on 30 June 2019. After considering the risk, rate of return and liquidity of the investments and the ability of the fund to discharge its existing liabilities, it was resolved that the investment strategy continues to reflect the purposes and circumstances of the fund and its members.

INSURANCE COVER:

The trustee(s) reviewed the current life and total and permanent disability insurance coverage on offer to the members, can demonstrate the process undertaken in accepting, declining or maintaining the existing cover, and resolved that the current insurance arrangements were appropriate for the fund and its members.

ALLOCATION OF INCOME:

It was resolved that the income of the fund would be allocated to the members based on their average daily balance (an alternative allocation basis may be percentage of opening balance).

INVESTMENT ACQUISITIONS:

It was resolved to ratify the investment acquisitions throughout the financial year ended 30 June 2020.

INVESTMENT DISPOSALS:

It was resolved to ratify the investment disposals throughout the financial year ended 30 June 2020.

AUDITORS

It was resolved that
Super Audits
of
Box 3376
Rundle Mall SA 5000

act as auditors of the fund for the next financial year.

TAX AGENTS

It was resolved that
Simmons Livingstone & Associates
act as tax agents of the fund for the next financial year.

TRUSTEE STATUS:

Each of the trustee(s) confirmed that they are qualified to act as trustee(s) of the fund and that they are not disqualified persons as defined by s 120 of the SISA.

CONTRIBUTIONS RECEIVED:

It was resolved that the contributions during the year be allocated to members on the basis of the schedule provided by the principal Fund employer.

ACCEPTANCE OF ROLLOVERS


The trustee has ensured that any roll-over made to the Fund, meets the requirements of the Fund's deed and does not breach the superannuation laws in relation to:


1. making roll-over between Funds; and,
2. breaching the Fund or the member investment strategy.

The trustee has reviewed the roll-over and received advice that the roll-over is in accordance with the Trust Deed and the rules of the Fund and the superannuation laws. As such the trustee has resolved to accept the roll-over on behalf of the member.

CLOSURE:


Signed as a true record –


DocuSigned by:

.....6777B63149AD463..... 24/11/2021
Daniel Kun

DocuSigned by:

.....3CBB5EA187E14C7..... 24/11/2021
Gina Kun

DNG SUPER TRUST FUND
SCHEDULE OF PURCHASES AND SALES OF FUND ASSETS
FOR THE REPORTING PERIOD ENDED 30 JUNE 2020

Details	No of Units
Purchases of Fund Assets	
<u>Crypto currency</u>	
Ethereum ETH	2
Gas GAS	27
Miota MIOTA	701
Cardano ADA	5,072
Ontology Gas ONG	502
BitTorrent BTT	2,252
Bitcoin Satoshi Vision BSV	0
VeThor VTHO	6,383
Nexo	170
Sphtx	800
Ivykoin Pub Ivy	10,062
Fetch Fet	2,188
Bankera BNK	5,058
ZEC	2
FTT (FTX Wallet)	517
RIF	907
<u>Units in Listed Unit Trusts (Australian)</u>	
Betashares Crude Oil Index Etf-Currency Hedged (Synthetic) - Betashares Crude Oi	455
Sales of Fund Assets	
<u>Crypto currency</u>	
Ethereum ETH	2
Bitconnect BCC	0
Monero XMR	2
Decision HST	2,426
Dx Chain	375,686
SKRUMBLE SKM	19,300
Dna	1,240
Erc20 FsbT	433
CEEK	7,280
Erc20 Mgc	2
Hashgard GARD	3,866
ONOT	400
Repux	6,071
Florafic Fic	7,836,620
Heal	860
Agri	8,577
Bankorus Bkts	973
Bam	4,394
Kep	717
Loyakk Lyk	1,080
Spot	1,861

DocuSigned by:

6777B63119AD463...

DocuSigned by:

3CBB5EA187E14C7...

DNG SUPER TRUST FUND
SCHEDULE OF PURCHASES AND SALES OF FUND ASSETS
FOR THE REPORTING PERIOD ENDED 30 JUNE 2020

Details	No of Units
Xai	4,942
Seas	2
<u>Shares in Listed Companies (Australian)</u>	
Brainchip Holdings Ltd - Ordinary Fully Paid	15,000
Cannpal Animal Therapeutics Limited - Ordinary Fully Paid	15,000
Mmj Phytotech Limited - Ordinary Fully Paid	7,000
Cann Global Limited (ex Queensland Bauxite)	100,000
Global Group Limited (ex The Hydroponics Company)	4,000
Yojee Limited - Ordinary Fully Paid	15,000
Zelda Therapeutics Limited - Ordinary Fully Paid	30,000
Bannerman Resources Limited - Ordinary Fully Paid	12,000
Energy Resources of Australia Limited - Ordinary Fully Paid 'A'	2,000
Vimy Resources Limited - Ordinary Fully Paid	15,000

DocuSigned by:

Daniel Kun

6777B63119AD463...

DocuSigned by:

Gina Kun

3CBB6EA187E14C7...

DNG SUPER TRUST FUND
INVESTMENT SUMMARY REPORT AT 30 JUNE 2020

Investment	Units	Ave Cost	Mkt Price	Cost	Market	Unrealised Gain/(Loss)	Percent Gain/(Loss)	Percent Total
Cash/Bank Accounts								
Cash at Bank - Macquarie 182512 965228513		104.75	104.7500	104.75	104.75			0.10%
Cash at Bank - Westpac 262453		16,366.29	16,366.2900	16,366.29	16,366.29			15.69%
Coinspot cryptocurrency wallet - AUD		0.47	0.4700	0.47	0.47			0.00%
				16,471.51	16,471.51			15.79%
Crypto currency								
ARK	133.4862	3.75	0.4072	500.00	54.36	(445.64)	(89.13%)	0.05%
Amber AMB	5.0000	0.02	0.0200	0.08	0.10	0.02	25.00%	0.00%
Apex CPX	4,623.7214	0.41	0.0066	1,879.85	30.33	(1,849.52)	(98.39%)	0.03%
Augur REP	13.2760	37.66	46.9946	500.01	623.90	123.89	24.78%	0.60%
BERRY	6,179.9995	0.21	0.0006	1,308.41	3.40	(1,305.01)	(99.74%)	0.00%
Bankera BNK	22,271.3795	0.05	0.0026	1,095.43	58.35	(1,037.08)	(94.67%)	0.06%
Basic Attention Token BAT	2,101.1104	0.31	0.3805	651.22	799.45	148.23	22.76%	0.77%
BitTorrent BTT	5,272.4879	0.00	0.0004	6.42	2.32	(4.10)	(63.86%)	0.00%
Bitcoin BTC	2.0372	13,867.70	13,491.0416	28,251.28	27,483.95	(767.33)	(2.72%)	26.35%
Bitcoin Satoshi Vision BSV	5.0212	40.52	232.9503	203.45	1,169.69	966.24	474.93%	1.12%
Bitconnect BCC	5.0032	1,615.10	327.3405	8,080.69	1,637.75	(6,442.94)	(79.73%)	1.57%
Bnb	106.3630	11.91	15.4027	1,267.10	1,638.28	371.18	29.29%	1.57%
Cappasity CAPP	4,332.2100	0.06	0.0016	250.00	7.02	(242.98)	(97.19%)	0.01%
Cardano ADA	17,190.2814	0.36	0.1244	6,263.73	2,138.13	(4,125.60)	(65.86%)	2.05%
Countinghouse CHT	2,600.0000	0.39	0.2303	1,025.34	598.68	(426.66)	(41.61%)	0.57%
DASH	5.0140	867.32	0.0997	4,348.73	0.50	(4,348.23)	(99.99%)	0.00%
DBC	13,253.9947	0.00	0.0016	0.36	21.21	20.85	5,791.67%	0.02%
DENT	60,046.2690	0.03	0.0003	1,917.21	17.41	(1,899.80)	(99.09%)	0.02%
Digixdao DGD	2.0400	484.67	64.5833	988.73	131.75	(856.98)	(86.67%)	0.13%
Dorado Token DOR	71,191.0000	0.03	0.0002	2,392.09	12.81	(2,379.28)	(99.46%)	0.01%
Dragonchain DRGN	400.8898	2.57	0.1781	1,030.85	71.38	(959.47)	(93.08%)	0.07%
Dusk	3,455.8005	0.09	0.0423	299.68	146.25	(153.43)	(51.20%)	0.14%
EOS	400.3260	8.05	3.5755	3,221.99	1,431.38	(1,790.61)	(55.57%)	1.37%

DocuSigned by:

Daniel Kun

6777B63119AD463...

DocuSigned by:

Gina Kun

3CBB5EA187E14C7...

DNG SUPER TRUST FUND
INVESTMENT SUMMARY REPORT AT 30 JUNE 2020

Investment	Units	Ave Cost	Mkt Price	Cost	Market	Unrealised Gain/(Loss)	Percent Gain/(Loss)	Percent Total
Elastos ELA	61.9670	18.29	2.0316	1,133.24	125.89	(1,007.35)	(88.89%)	0.12%
Electrify.Asia ELEC	43,565.0000	0.01	0.0009	560.91	38.34	(522.57)	(93.16%)	0.04%
Enigma ENG	500.8906	4.17	0.3339	2,089.66	167.26	(1,922.40)	(92.00%)	0.16%
Enjin Coin ENJ	3,001.3346	0.18	0.2526	551.02	758.02	207.00	37.57%	0.73%
Erc20 Mith	1,209.2945	0.11	0.0085	132.81	10.32	(122.49)	(92.23%)	0.01%
Ethereum ETH	52.4871	363.24	330.8464	19,065.60	17,365.17	(1,700.43)	(8.92%)	16.65%
Ethlend Lend LEND	3,641.3226	0.00	0.1869	1.82	680.64	678.82	37,297.80%	0.65%
FTT (FTX Wallet)	517.0000	4.22	4.2241	2,183.86	2,183.85	(0.01)	0.00%	2.09%
Fantom FTM	14,968.1449	0.05	0.0086	767.17	128.43	(638.74)	(83.26%)	0.12%
Farmatrust Ftt	70,517.6883	0.02	0.0059	1,197.69	418.88	(778.81)	(65.03%)	0.40%
Fetch Fet	2,300.5010	0.43	0.0394	984.76	90.73	(894.03)	(90.79%)	0.09%
Fuel Token FUEL	2,952.6000	0.30	0.0049	884.41	14.56	(869.85)	(98.35%)	0.01%
Funfair FUN	10,636.6415	0.04	0.0057	443.10	60.10	(383.00)	(86.44%)	0.06%
Gas GAS	44.1169	3.36	2.7769	148.13	122.51	(25.62)	(17.30%)	0.12%
Golem GNT	2,308.3765	0.43	0.0736	1,000.01	169.87	(830.14)	(83.01%)	0.16%
Gse Network Gse	31.0000	0.00		0.05		(0.05)	(100.00%)	
Hero Origen Hero	639.6600	1.94	0.0423	1,242.67	27.07	(1,215.60)	(97.82%)	0.03%
Hpbcoin Hpb	228.3132	3.16	0.1353	721.14	30.90	(690.24)	(95.72%)	0.03%
Icon ICX	201.2955	6.62	0.4354	1,332.79	87.64	(1,245.15)	(93.42%)	0.08%
Ivykoin Pub Ivy	20,124.0702	0.08	0.0017	1,613.78	34.21	(1,579.57)	(97.88%)	0.03%
Litecoin LTC	25.0000	258.77	60.8092	6,469.34	1,520.23	(4,949.11)	(76.50%)	1.46%
MCT	2,000.0000	0.00	0.0000	0.80	0.02	(0.78)	(97.50%)	0.00%
Miota MIOTA	2,011.6611	1.67	0.3201	3,366.35	644.01	(2,722.34)	(80.87%)	0.62%
Modum MOD	130.5596	3.89	0.2641	508.29	34.48	(473.81)	(93.22%)	0.03%
NEO (ex Antshares ANS)	201.0000	63.10	21.6669	12,682.36	4,355.05	(8,327.31)	(65.66%)	4.17%
NEX	154.3700	2.46	1.8359	379.59	283.41	(96.18)	(25.34%)	0.27%
NOS	3,150.0000	0.12	0.0063	392.91	19.75	(373.16)	(94.97%)	0.02%
Nem XEM	2,182.1453	0.80	0.0599	1,746.12	130.71	(1,615.41)	(92.51%)	0.13%
Nexo	3,125.7822	0.12	0.2846	360.77	889.60	528.83	146.58%	0.85%
Nexus NXS	165.7250	6.03	0.2623	1,000.00	43.47	(956.53)	(95.65%)	0.04%
Nnc	12.0000	0.00	0.0017	0.05	0.02	(0.03)	(60.00%)	0.00%

DocuSigned by:

Daniel kun

6777B63119AD463...

DocuSigned by:

Gina kun

3CBB5EA187E14C7...

DNG SUPER TRUST FUND
INVESTMENT SUMMARY REPORT AT 30 JUNE 2020

Investment	Units	Ave Cost	Mkt Price	Cost	Market	Unrealised Gain/(Loss)	Percent Gain/(Loss)	Percent Total
Nucleus Vision NCASH	30,858.9613	0.02	0.0005	510.00	13.89	(496.11)	(97.28%)	0.01%
Omisego OMG	119.7800	15.26	2.1491	1,828.44	257.42	(1,571.02)	(85.92%)	0.25%
Omix OMX	15,581.3247	0.06	0.0008	996.11	12.93	(983.18)	(98.70%)	0.01%
Ontology Gas ONG	554.8402	0.39	0.3849	214.77	213.56	(1.21)	(0.56%)	0.20%
Ontology ONT	1,606.2060	0.51	0.8692	815.64	1,396.15	580.51	71.17%	1.34%
Open Chain Openc	14,429.5760	0.04	0.0011	630.34	15.58	(614.76)	(97.53%)	0.01%
Own CHX	1,551.7322	0.20	0.0350	302.84	54.26	(248.58)	(82.08%)	0.05%
Ox ZRX	2,703.5636	1.09	0.4980	2,956.83	1,346.24	(1,610.59)	(54.47%)	1.29%
Perlin PERL	1,245.7448	0.48	0.0272	602.00	33.90	(568.10)	(94.37%)	0.03%
Po.et POE	10,005.8780	0.10	0.0031	1,022.02	30.72	(991.30)	(96.99%)	0.03%
Polymath Poly	903.6811	0.87	0.0579	783.56	52.34	(731.22)	(93.32%)	0.05%
Power Ledger POWR	4,015.8371	0.83	0.1218	3,338.26	489.17	(2,849.09)	(85.35%)	0.47%
QLC	5,059.9330	0.18	0.0042	926.00	21.40	(904.60)	(97.69%)	0.02%
Qtum	100.4900	22.49	2.4261	2,259.80	243.80	(2,016.00)	(89.21%)	0.23%
Quanta chain QDEX	3,070.7166	0.19	0.2769	576.71	850.13	273.42	47.41%	0.81%
Quantstamp QSP	3,009.9875	0.28	0.0347	840.47	104.48	(735.99)	(87.57%)	0.10%
RIF	907.2500	0.14	0.1148	129.98	104.14	(25.84)	(19.88%)	0.10%
Ravencoin RVN	27,952.5052	0.02	0.0276	695.01	771.21	76.20	10.96%	0.74%
Request Req	3,060.5254	0.27	0.0378	823.57	115.75	(707.82)	(85.95%)	0.11%
Ripple XRP	4,009.0000	1.01	0.2577	4,052.71	1,033.08	(3,019.63)	(74.51%)	0.99%
SALT	501.0281	9.04	0.0963	4,527.04	48.23	(4,478.81)	(98.93%)	0.05%
Saifu Sfu	1.6551	0.05	0.0785	0.09	0.13	0.04	44.44%	0.00%
Siacoin SC	30,302.9300	0.02	0.0042	520.01	126.67	(393.34)	(75.64%)	0.12%
Singularitynet AGI	5,137.4872	0.13	0.0255	677.58	131.26	(546.32)	(80.63%)	0.13%
Sphtx	2,609.5790	0.42	0.0001	1,095.72	0.37	(1,095.35)	(99.97%)	0.00%
Stellar XLM	4,009.9000	0.40	0.0993	1,607.74	398.14	(1,209.60)	(75.24%)	0.38%
Syncfab Sma Mfg	12,889.5701	0.10	0.0112	1,294.32	144.36	(1,149.96)	(88.85%)	0.14%
Synth Eusd	50.0000	1.33	1.4524	66.59	72.62	6.03	9.06%	0.07%
Synthetix Network Token SNX	977.3000	0.57	2.6373	555.37	2,577.47	2,022.10	364.10%	2.47%
Tky	46,950.4535	0.01	0.0000	326.07	1.88	(324.19)	(99.42%)	0.00%
Tolar Token TOL	7,983.1898	0.10	0.0084	788.47	67.38	(721.09)	(91.45%)	0.06%

DocuSigned by:

Daniel Kun

6777B63119AD463...

DocuSigned by:

Gina Kun

3CBB5EA187E14C7...

DNG SUPER TRUST FUND
INVESTMENT SUMMARY REPORT AT 30 JUNE 2020

Investment	Units	Ave Cost	Mkt Price	Cost	Market	Unrealised Gain/(Loss)	Percent Gain/(Loss)	Percent Total
Tron TRX	20,151.1768	0.05	0.0247	920.81	497.33	(423.48)	(45.99%)	0.48%
VeThor VTHO	12,224.3919	0.00	0.0000	13.32	0.12	(13.20)	(99.10%)	0.00%
Vechain VET (ex VEN)	40,369.8000	0.07	0.1263	2,682.47	5,100.72	2,418.25	90.15%	4.89%
WaBi	410.7555	0.63	0.1578	260.00	64.83	(195.17)	(75.07%)	0.06%
Waltonchain WTC	60.6000	12.03	0.4947	728.72	29.98	(698.74)	(95.89%)	0.03%
Wanchain WAN	212.1880	4.64	0.2858	983.89	60.65	(923.24)	(93.84%)	0.06%
ZEC	2.0283	129.52	77.0793	262.70	156.34	(106.36)	(40.49%)	0.15%
Zilliqa ZIL	6,803.1877	0.09	0.0179	617.88	121.71	(496.17)	(80.30%)	0.12%
				170,677.70	85,273.88	(85,403.82)	(50.04%)	81.74%
Shares in Listed Companies (Australian)								
Digitalx Limited - Ordinary Fully Paid	10,000.0000	0.25	0.0170	2,469.95	170.00	(2,299.95)	(93.12%)	0.16%
Mgc Pharmaceuticals Ltd - Ordinary Fully Paid	30,000.0000	0.10	0.0200	3,019.95	600.00	(2,419.95)	(80.13%)	0.58%
				5,489.90	770.00	(4,719.90)	(85.97%)	0.74%
Units in Listed Unit Trusts (Australian)								
Betashares Crude Oil Index Etf-Currency Hedged (Synthetic) - Betashares Crude Oi	455.0000	4.82	3.9700	2,191.65	1,806.35	(385.30)	(17.58%)	1.73%
				2,191.65	1,806.35	(385.30)	(17.58%)	1.73%
				194,830.76	104,321.74	(90,509.02)	(46.46%)	100.00%

DocuSigned by:

Daniel Kun

6777B63119AD463...

DocuSigned by:

Gina Kun

3CBB5EA187E14C7...

DNG SUPER TRUST FUND
INVESTMENT CHANGE REPORT AT 30 JUNE 2020

Investment	This Year			Last Year			Market Change	
	Units	Cost	Market	Units	Cost	Market	Change	Percent
Cash/Bank Accounts								
Cash at Bank - Macquarie 182512 965228513		104.75	104.75		12.41	12.41	92.34	744.08%
Cash at Bank - Westpac 262453		16,366.29	16,366.29		1,400.69	1,400.69	14,965.60	1,068.44%
Coinspot cryptocurrency wallet - AUD		0.47	0.47		11.09	11.09	(10.62)	(95.76%)
		16,471.51	16,471.51		1,424.19	1,424.19	15,047.32	1,056.55%
Crypto currency								
ARK	133.4862	500.00	54.36	133.4862	500.00	80.36	(26.00)	(32.35%)
Agri				8,577.0000	833.97	125.48	(125.48)	(100.00%)
Amber AMB	5.0000	0.08	0.10	5.0000	0.08	0.29	(0.19)	(65.52%)
Apex CPX	4,623.7214	1,879.85	30.33	4,623.7214	1,879.85	45.77	(15.44)	(33.73%)
Augur REP	13.2760	500.01	623.90	13.2760	500.01	289.09	334.81	115.82%
BERRY	6,179.9995	1,308.41	3.40	6,179.9995	1,308.41	8.65	(5.25)	(60.69%)
Bam				4,394.0000	748.28	0.04	(0.04)	(100.00%)
Bankera BNK	22,271.3795	1,095.43	58.35	17,213.0000	551.43	52.16	6.19	11.87%
Bankorus Bkts				973.0000	903.20	0.01	(0.01)	(100.00%)
Basic Attention Token BAT	2,101.1104	651.22	799.45	2,101.1104	651.22	903.48	(104.03)	(11.51%)
BifTorrent BTT	5,272.4879	6.42	2.32	3,020.9848	5.13	5.77	(3.45)	(59.79%)
Bitcoin BTC	2.0372	28,251.28	27,483.95	2.0372	28,251.28	32,483.85	(4,999.90)	(15.39%)
Bitcoin Satoshi Vision BSV	5.0212	203.45	1,169.69	5.0120	197.45	1,447.16	(277.47)	(19.17%)
Bitconnect BCC	5.0032	8,080.69	1,637.75	5.1812	8,851.04	3,036.72	(1,398.97)	(46.07%)
Bnb	106.3630	1,267.10	1,638.28	106.3630	1,267.10	5,038.42	(3,400.14)	(67.48%)
CEEK				7,280.0000	581.77	29.12	(29.12)	(100.00%)
Cappasity CAPP	4,332.2100	250.00	7.02	4,332.2100	250.00	25.99	(18.97)	(72.99%)
Cardano ADA	17,190.2814	6,263.73	2,138.13	12,118.2447	5,763.73	1,591.82	546.31	34.32%
Countinghouse CHT	2,600.0000	1,025.34	598.68	2,600.0000	1,025.34	3.54	595.14	16,811.86%
DASH	5.0140	4,348.73	0.50	5.0140	4,348.73	1,044.98	(1,044.48)	(99.95%)
DBC	13,253.9947	0.36	21.21	13,253.9947	0.36	84.69	(63.48)	(74.96%)
DENT	60,046.2690	1,917.21	17.41	60,046.2690	1,917.21	118.29	(100.88)	(85.28%)
Decision HST	0.0001			2,425.9827	3,955.53	179.28	(179.28)	(100.00%)
Digixdao DGD	2.0400	988.73	131.75	2.0400	988.73	79.38	52.37	65.97%

DocuSigned by:

Daniel Kun

6777B63119AD463...

DocuSigned by:

Gina Kun

3CBB5EA187E14C7...

DNG SUPER TRUST FUND
INVESTMENT CHANGE REPORT AT 30 JUNE 2020

Investment	This Year			Last Year			Market Change	
	Units	Cost	Market	Units	Cost	Market	Change	Percent
Dna				1,240.3479	250.00	48.37	(48.37)	(100.00%)
Dorado Token DOR	71,191.0000	2,392.09	12.81	71,191.0000	2,392.09	11.39	1.42	12.47%
Dragonchain DRGN	400.8898	1,030.85	71.38	400.8898	1,030.85	48.34	23.04	47.66%
Dusk	3,455.8005	299.68	146.25	3,455.8005	299.68	136.33	9.92	7.28%
Dx Chain				375,685.6490	619.32	3.76	(3.76)	(100.00%)
EOS	400.3260	3,221.99	1,431.38	400.3260	3,221.99	3,076.48	(1,645.10)	(53.47%)
Elastos ELA	61.9670	1,133.24	125.89	61.9670	1,133.24	125.89		
Electrify.Asia ELEC	43,565.0000	560.91	38.34	43,565.0000	560.91	160.76	(122.42)	(76.15%)
Enigma ENG	500.8906	2,089.66	167.26	500.8906	2,089.66	384.13	(216.87)	(56.46%)
Enjin Coin ENJ	3,001.3346	551.02	758.02	3,001.3346	551.02	510.23	247.79	48.56%
Erc20 Fsbtc				433.2850	1,393.94	4.29	(4.29)	(100.00%)
Erc20 Mgc				2.0000	0.05	1.13	(1.13)	(100.00%)
Erc20 Mith	1,209.2945	132.81	10.32	1,209.2945	132.81	7.11	3.21	45.15%
Ethereum ETH	52.4871	19,065.60	17,365.17	52.8222	20,655.15	22,297.26	(4,932.09)	(22.12%)
Ethlend Lend LEND	3,641.3226	1.82	680.64	3,641.3226	1.82	3.64	677.00	18,598.90%
FTT (FTX Wallet)	517.0000	2,183.86	2,183.85				2,183.85	100.00%
Fantom FTM	14,968.1449	767.17	128.43	14,968.1449	767.17	598.73	(470.30)	(78.55%)
Farmatrust Ftt	70,517.6883	1,197.69	418.88	70,517.6883	1,197.69	160.78	258.10	160.53%
Fetch Fet	2,300.5010	984.76	90.73	112.5873	748.00	26.74	63.99	239.30%
Florafic Fic				7,836,620.0000	791.49	3,448.11	(3,448.11)	(100.00%)
Fuel Token FUEL	2,952.6000	884.41	14.56	2,952.6000	884.41	29.53	(14.97)	(50.69%)
Funfair FUN	10,636.6415	443.10	60.10	10,636.6415	443.10	77.86	(17.76)	(22.81%)
Gas GAS	44.1169	148.13	122.51	17.4769	80.20	85.99	36.52	42.47%
Golem GNT	2,308.3765	1,000.01	169.87	2,308.3765	1,000.01	309.41	(139.54)	(45.10%)
Gse Network Gse	31.0000	0.05		31.0000	0.05	0.01	(0.01)	(100.00%)
Hashgard GARD				3,866.0000	0.84	0.35	(0.35)	(100.00%)
Heal				860.0000	517.26	24.08	(24.08)	(100.00%)
Hero Origen Hero	639.6600	1,242.67	27.07	639.6600	1,242.67	4.48	22.59	504.24%
Hpbcoin Hpb	228.3132	721.14	30.90	228.3132	721.14	169.32	(138.42)	(81.75%)
Icon ICX	201.2955	1,332.79	87.64	201.2955	1,332.79	89.37	(1.73)	(1.94%)
Ivykoin Pub Ivy	20,124.0702	1,613.78	34.21	10,062.0701	1,613.78	50.01	(15.80)	(31.59%)

DocuSigned by:

Daniel kun

6777B63119AD463...

DocuSigned by:

Gina kun

3CBB5EA187E14C7...

DNG SUPER TRUST FUND
INVESTMENT CHANGE REPORT AT 30 JUNE 2020

Investment	This Year			Last Year			Market Change	
	Units	Cost	Market	Units	Cost	Market	Change	Percent
Kep				717.0000	1,443.33	0.01	(0.01)	(100.00%)
Litecoin LTC	25.0000	6,469.34	1,520.23	25.0000	6,469.34	4,281.88	(2,761.65)	(64.50%)
Loyakk Lyk				1,080.0000	641.08	0.01	(0.01)	(100.00%)
MCT	2,000.0000	0.80	0.02	2,000.0000	0.80	1.54	(1.52)	(98.70%)
Miota MIOTA	2,011.6611	3,366.35	644.01	1,311.0094	3,011.73	762.76	(118.75)	(15.57%)
Modum MOD	130.5596	508.29	34.48	130.5596	508.29	32.27	2.21	6.85%
Monero XMR				2.0300	1,016.75	273.47	(273.47)	(100.00%)
NEO (ex Antshares ANS)	201.0000	12,682.36	4,355.05	201.0000	12,682.36	5,236.05	(881.00)	(16.83%)
NEX	154.3700	379.59	283.41	154.3700	379.59	559.02	(275.61)	(49.30%)
NOS	3,150.0000	392.91	19.75	3,150.0000	392.91	146.16	(126.41)	(86.49%)
Nem XEM	2,182.1453	1,746.12	130.71	2,182.1453	1,746.12	310.08	(179.37)	(57.85%)
Nexo	3,125.7822	360.77	889.60	2,955.8600	340.97	334.75	554.85	165.75%
Nexus NXS	165.7250	1,000.00	43.47	165.7250	1,000.00	65.89	(22.42)	(34.03%)
Nnc	12.0000	0.05	0.02	12.0000	0.05	0.18	(0.16)	(88.89%)
Nucleus Vision NCASH	30,858.9613	510.00	13.89	30,858.9613	510.00	116.65	(102.76)	(88.09%)
ONOT				400.0000	0.02	0.05	(0.05)	(100.00%)
Omisego OMG	119.7800	1,828.44	257.42	119.7800	1,828.44	452.77	(195.35)	(43.15%)
Omix OMX	15,581.3247	996.11	12.93	15,581.3247	996.11	15.43	(2.50)	(16.20%)
Ontology Gas ONG	554.8402	214.77	213.56	52.9908	29.09	29.70	183.86	619.06%
Ontology ONT	1,606.2060	815.64	1,396.15	1,606.2060	815.64	3,546.24	(2,150.09)	(60.63%)
Open Chain Openc	14,429.5760	630.34	15.58	14,429.5760	630.34	47.62	(32.04)	(67.28%)
Own CHX	1,551.7322	302.84	54.26	1,551.7322	302.84	27.00	27.26	100.96%
Ox ZRX	2,703.5636	2,956.83	1,346.24	2,703.5636	2,956.83	1,189.57	156.67	13.17%
Perlin PERL	1,245.7448	602.00	33.90	1,245.7448	602.00	30.10	3.80	12.62%
Po.et POE	10,005.8780	1,022.02	30.72	10,005.8780	1,022.02	722.92	(692.20)	(95.75%)
Polymath Poly	903.6811	783.56	52.34	903.6811	783.56	108.27	(55.93)	(51.66%)
Power Ledger POWR	4,015.8371	3,338.26	489.17	4,015.8371	3,338.26	602.38	(113.21)	(18.79%)
QLC	5,059.9330	926.00	21.40	5,059.9330	926.00	238.32	(216.92)	(91.02%)
Qtum	100.4900	2,259.80	243.80	100.4900	2,259.80	658.51	(414.71)	(62.98%)
Quanta chain QDEX	3,070.7166	576.71	850.13	3,070.7166	576.71	777.08	73.05	9.40%
Quantstamp QSP	3,009.9875	840.47	104.48	3,009.9875	840.47	88.28	16.20	18.35%

DocuSigned by:

Daniel Kun

6777B63119AD463...

DocuSigned by:

Gina Kun

3CBB5EA187E14C7...


DNG SUPER TRUST FUND
INVESTMENT CHANGE REPORT AT 30 JUNE 2020

Investment	This Year			Last Year			Market Change	
	Units	Cost	Market	Units	Cost	Market	Change	Percent
RIF	907.2500	129.98	104.14				104.14	100.00%
Ravencoin RVN	27,952.5052	695.01	771.21	27,952.5052	695.01	1,943.82	(1,172.61)	(60.33%)
Repux				6,071.0000	984.14	0.06	(0.06)	(100.00%)
Request Req	3,060.5254	823.57	115.75	3,060.5254	823.57	90.71	25.04	27.60%
Ripple XRP	4,009.0000	4,052.71	1,033.08	4,009.0000	4,052.71	2,209.75	(1,176.67)	(53.25%)
SALT	501.0281	4,527.04	48.23	501.0281	4,527.04	60.32	(12.09)	(20.04%)
SKRUMBLE SKM				19,300.0019	519.47	104.03	(104.03)	(100.00%)
Saifu Sfu	1.6551	0.09	0.13	1.6551	0.09	0.12	0.01	8.33%
Seas				2.0000				100.00%
Siacoin SC	30,302.9300	520.01	126.67	30,302.9300	520.01	140.00	(13.33)	(9.52%)
Singularitynet AGI	5,137.4872	677.58	131.26	5,137.4872	677.58	231.75	(100.49)	(43.36%)
Sphtx	2,609.5790	1,095.72	0.37	1,810.0000	1,095.71	14.84	(14.47)	(97.51%)
Spot				1,861.0000	654.47	0.02	(0.02)	(100.00%)
Stellar XLM	4,009.9000	1,607.74	398.14	4,009.9000	1,607.74	655.97	(257.83)	(39.31%)
Syncfab Sma Mfg	12,889.5701	1,294.32	144.36	12,889.5701	1,294.32	35.19	109.17	310.23%
Synth Eusd	50.0000	66.59	72.62	50.0000	66.59	59.82	12.80	21.40%
Synthetix Network Token SNX	977.3000	555.37	2,577.47	977.3000	555.37	408.36	2,169.11	531.18%
Tky	46,950.4535	326.07	1.88	46,950.4535	326.07	104.70	(102.82)	(98.20%)
Tolar Token TOL	7,983.1898	788.47	67.38	7,983.1898	788.47	113.44	(46.06)	(40.60%)
Tron TRX	20,151.1768	920.81	497.33	20,151.1768	920.81	992.85	(495.52)	(49.91%)
VeThor VTHO	12,224.3919	13.32	0.12	5,840.9018	8.76	0.99	(0.87)	(87.88%)
Vechain VET (ex VEN)	40,369.8000	2,682.47	5,100.72	40,369.8000	2,682.47	356.06	4,744.66	1,332.55%
WaBi	410.7555	260.00	64.83	410.7555	260.00	128.76	(63.93)	(49.65%)
Waltonchain WTC	60.6000	728.72	29.98	60.6000	728.72	123.50	(93.52)	(75.72%)
Wanchain WAN	212.1880	983.89	60.65	212.1880	983.89	117.42	(56.77)	(48.35%)
Xai				4,942.0000	540.75	266.87	(266.87)	(100.00%)
ZEC	2.0283	262.70	156.34				156.34	100.00%
Zilliqa ZIL	6,803.1877	617.88	121.71	6,803.1877	617.88	168.04	(46.33)	(27.57%)
		170,677.70	85,273.88		184,936.07	107,550.57	(22,276.69)	(20.71%)

Shares in Listed Companies (Australian)


DocuSigned by:


6777B63119AD463...

DocuSigned by:

3CBB5EA187E14C7...

DNG SUPER TRUST FUND
INVESTMENT CHANGE REPORT AT 30 JUNE 2020

Investment	This Year			Last Year			Market Change	
	Units	Cost	Market	Units	Cost	Market	Change	Percent
Bannerman Resources Limited - Ordinary Fully Paid				12,000.0000	511.95	540.00	(540.00)	(100.00%)
Brainchip Holdings Ltd - Ordinary Fully Paid				15,000.0000	3,086.68	1,080.00	(1,080.00)	(100.00%)
Cann Global Limited (ex Queensland Bauxite)				100,000.0000	4,919.95	3,700.00	(3,700.00)	(100.00%)
Cannpal Animal Therapeutics Limited - Ordinary Fully Paid				15,000.0000	4,219.95	2,250.00	(2,250.00)	(100.00%)
Digitalx Limited - Ordinary Fully Paid	10,000.0000	2,469.95	170.00	10,000.0000	2,469.95	550.00	(380.00)	(69.09%)
Energy Resources of Australia Limited - Ordinary Fully Paid 'A'				2,000.0000	649.95	390.00	(390.00)	(100.00%)
Global Group Limited (ex The Hydroponics Company)				4,000.0000	2,979.95	1,720.00	(1,720.00)	(100.00%)
Mgc Pharmaceuticals Ltd - Ordinary Fully Paid	30,000.0000	3,019.95	600.00	30,000.0000	3,019.95	1,560.00	(960.00)	(61.54%)
Mmj Phytotech Limited - Ordinary Fully Paid				7,000.0000	3,239.95	1,715.00	(1,715.00)	(100.00%)
Vimy Resources Limited - Ordinary Fully Paid				15,000.0000	1,024.95	780.00	(780.00)	(100.00%)
Yojee Limited - Ordinary Fully Paid				15,000.0000	4,344.95	1,275.00	(1,275.00)	(100.00%)
Zelda Therapeutics Limited - Ordinary Fully Paid				30,000.0000	4,069.95	1,200.00	(1,200.00)	(100.00%)
		5,489.90	770.00		34,538.13	16,760.00	(15,990.00)	(95.41%)
Units in Listed Unit Trusts (Australian)								
Betashares Crude Oil Index Etf-Currency Hedged (Synthetic) - Betashares Crude Oi	455.0000	2,191.65	1,806.35				1,806.35	100.00%
		2,191.65	1,806.35				1,806.35	
		194,830.76	104,321.74		220,898.39	125,734.76	(21,413.02)	(17.03%)

DocuSigned by:

6777B63119AD463...

DocuSigned by:

3CBB5EA187E14C7...