
SDO Superannuation Fund

Reports

Table of Contents

Report Name

Fund Details Report

Trial Balance

General Ledger Audit Trail Report

Bank Account Movement Report

Investment Summary Report

Investment Movement and Returns Report

Investment Allocation

Foreign Cash Reconciliation

Statement of Taxable Income Report

Foreign Income and Expenses Worksheet

Tax Accounting Reconciliation

Realised Capital Gains Report

Unrealised Capital Gains Report

SDO Superannuation Fund

Fund Details Report

Fund Details

Fund Start Date	26 February 2003
Fund Code	SDOSUPE
Name	SDO Superannuation Fund
Previous Name	
Legal Type	SMSF
Is Resident	True
ABN	32 773 989 383
TFN	791492882
SFN	
RSE Registration Number	
RSE Effective Date	

Fund Contact Details

Phone	0299719972
Fax	
Email	info@armstrongadvisory.com.au
URL	
Use Physical Address for Mailing	True

Physical Address

Line 1	Suite 201
Line 2	30 Fisher Road
Line 3	
Suburb	DEE WHY
State	NSW
Postcode	2099
Validate Address	False

Trust Deeds

Deed Date	26 February 2003	Date Printed	
Jurisdiction	NSW	Deed Type	Establishment
Trustee Name	S.D.O. Pty Ltd		
Deed Source	Not Supplied		
Comments			

SDO Superannuation Fund

Fund Details Report

Fund Investment Returns

Financial Year	Rate Of Return
2022	Not Recorded
2021	Not Recorded
2020	Not Recorded
2019	Not Recorded
2018	Not Recorded
2017	Not Recorded
2016	Not Recorded
2015	Not Recorded
2014	Not Recorded
2013	Not Recorded
2012	Not Recorded
2011	Not Recorded
2010	Not Recorded
2009	Not Recorded
2008	Not Recorded
2007	Not Recorded
2006	Not Recorded
2005	Not Recorded
2004	Not Recorded
2003	Not Recorded

Corporate Trustee Details

Name	S.D.O. Pty Ltd
ABN	
ACN	077120926
TFN	
Contact Details	
Phone	
Fax	
Email	info@armstrongadvisory.com.au
URL	
Preferred Voice Contact	
Preferred Written Contact	MailingAddress
Use Physical Address for Mailing	True
Physical Address	
Line 1	Suite 201
Line 2	30 Fisher Road
Line 3	
Suburb	Dee Why
State	NSW
Postcode	2099
Validate Address	False

SDO Superannuation Fund

Fund Details Report

Fund Settings

Annual Return Address Default	Fund
Fund Policy	
Fund Policy Start Date	
Fund Policy End Date	
GST	
GST Status	Non-Registered
GST Status Date	
GST Tax Period	
Pensions	
Segregate for Pension Purposes	
Pension Exempt % (Actuarial)	
Pension Exempt % (Expenses)	
Tax Effect Accounting	
Use Tax Effect Accounting	False
Capital Loss Provision %	0.00%
Income Loss Provision %	0.00%
Unrealised Gains Provision %	0.00%

Bank Accounts

Code and Description	CBA - SDO Super Fund CBA #11448464
Account Type	Bank Account
BSB	062-000
Account Number	11448464
Account Name	S.D.O. Pty Ltd ATF SDO Superannuation Fund
Operational Account	True
Holding Reference Type	
Holding Reference	
In-House Asset	False
<hr/>	
Code and Description	ING - SDO Super Fund ING#60352768
Account Type	Bank Account
BSB	923-100
Account Number	60352768
Account Name	S.D.O. Pty Ltd ATF SDO Superannuation Fund
Operational Account	True
Holding Reference Type	
Holding Reference	
In-House Asset	False
<hr/>	
Code and Description	ING2 - ING Integra Super
Account Type	Bank Account
BSB	
Account Number	
Account Name	S.D.O. Pty Ltd ATF SDO Superannuation Fund
Operational Account	True
Holding Reference Type	
Holding Reference	
In-House Asset	False

SDO Superannuation Fund
Fund Details Report

Investment Accounts

Code and Description **43570 - Host Plus - Super - Balanced (My Super)**

Holding Reference Type
Holding Reference
Security Issue Code 43570
Market Type Code MF
Unlisted Security Type Code
In-House Asset False

Code and Description **43574 - Host Plus - Super - Property (No Pricing)**

Holding Reference Type
Holding Reference
Security Issue Code 43574
Market Type Code MF
Unlisted Security Type Code
In-House Asset False

Code and Description **AGL - AGL Energy Limited.**

Holding Reference Type
Holding Reference
Security Issue Code AGL
Market Type Code LM
Unlisted Security Type Code
In-House Asset False

Code and Description **AMP - AMP Limited**

Holding Reference Type
Holding Reference
Security Issue Code AMP
Market Type Code LM
Unlisted Security Type Code
In-House Asset False

Code and Description **APA - APA Group - Fully Paid Units Stapled Securities**

Holding Reference Type
Holding Reference
Security Issue Code APA
Market Type Code LM
Unlisted Security Type Code
In-House Asset False

Code and Description **AZJ - Aurizon Holdings Limited**

Holding Reference Type
Holding Reference
Security Issue Code AZJ
Market Type Code LM
Unlisted Security Type Code
In-House Asset False

Code and Description **BHP - BHP Group Limited**

SDO Superannuation Fund
Fund Details Report

Holding Reference Type	
Holding Reference	
Security Issue Code	BHP
Market Type Code	LM
Unlisted Security Type Code	
In-House Asset	False
Code and Description	BXB - Brambles Limited
Holding Reference Type	
Holding Reference	
Security Issue Code	BXB
Market Type Code	LM
Unlisted Security Type Code	
In-House Asset	False
Code and Description	CBAShares - Commonwealth Bank Of Australia.
Holding Reference Type	
Holding Reference	
Security Issue Code	CBA
Market Type Code	LM
Unlisted Security Type Code	
In-House Asset	False
Code and Description	COL - Coles Group Limited.
Holding Reference Type	
Holding Reference	
Security Issue Code	COL
Market Type Code	LM
Unlisted Security Type Code	
In-House Asset	False
Code and Description	CSL - CSL Limited
Holding Reference Type	
Holding Reference	
Security Issue Code	CSL
Market Type Code	LM
Unlisted Security Type Code	
In-House Asset	False
Code and Description	CWN - Crown Resorts Limited
Holding Reference Type	
Holding Reference	
Security Issue Code	CWN
Market Type Code	LM
Unlisted Security Type Code	
In-House Asset	False
Code and Description	GMG - Goodman Group - Fully Paid Ordinary/Units Stapled Securities
Holding Reference Type	
Holding Reference	
Security Issue Code	GMG
Market Type Code	LM
Unlisted Security Type Code	
In-House Asset	False

SDO Superannuation Fund

Fund Details Report

Code and Description	GSBI21 - Australian Government Treasury Bonds - Treasury Bond 5.75% 15-05-21 Semi
Holding Reference Type	
Holding Reference	
Security Issue Code	GSBI21
Market Type Code	LM
Unlisted Security Type Code	
In-House Asset	False

Code and Description	GSBM22 - Australian Government Treasury Bonds - Treasury Bond 5.75% 15-07-22 Semi
Holding Reference Type	
Holding Reference	
Security Issue Code	GSBM22
Market Type Code	LM
Unlisted Security Type Code	
In-House Asset	False

Code and Description	Host Plus-IFM-Australian Infrastructure - Host Plus-IFM-Australian Infrastructure
Holding Reference Type	
Holding Reference	
Security Issue Code	Host Plus-IFM-Australian Infrastructure
Market Type Code	MF
Unlisted Security Type Code	
In-House Asset	False

Code and Description	Hostplus-indexed balanced - Hostplus-indexed balanced
Holding Reference Type	
Holding Reference	
Security Issue Code	Hostplus-indexed balanced
Market Type Code	MF
Unlisted Security Type Code	
In-House Asset	False

Code and Description	Hostplus Industry Super Property Trust-Property - Hostplus Industry Super Property Trust-Property
Holding Reference Type	
Holding Reference	
Security Issue Code	Hostplus Industry Super Property Trust-Property
Market Type Code	MF
Unlisted Security Type Code	
In-House Asset	False

Code and Description	hostplus infrastructure - hostplus infrastructure
Holding Reference Type	
Holding Reference	
Security Issue Code	hostplus infrastructure
Market Type Code	MF
Unlisted Security Type Code	
In-House Asset	False

Code and Description	INM - Iron Mountain Incorporated - Cdi 1:1 Foreign Exempt Nyse
-----------------------------	---

SDO Superannuation Fund

Fund Details Report

Holding Reference Type	
Holding Reference	
Security Issue Code	INM
Market Type Code	LM
Unlisted Security Type Code	
In-House Asset	False
Code and Description	JHX - James Hardie Industries PLC - Chess Depository Interests 1:1
Holding Reference Type	
Holding Reference	
Security Issue Code	JHX
Market Type Code	LM
Unlisted Security Type Code	
In-House Asset	False
Code and Description	MQG - Macquarie Group Limited
Holding Reference Type	
Holding Reference	
Security Issue Code	MQG
Market Type Code	LM
Unlisted Security Type Code	
In-House Asset	False
Code and Description	MVTHA - Mercantile Investment Company Ltd - Bond 8.00% 10-07-21 Semi Sub
Holding Reference Type	
Holding Reference	
Security Issue Code	MVTHA
Market Type Code	LM
Unlisted Security Type Code	
In-House Asset	False
Code and Description	NAB - National Australia Bank Limited
Holding Reference Type	
Holding Reference	
Security Issue Code	NAB
Market Type Code	LM
Unlisted Security Type Code	
In-House Asset	False
Code and Description	NCM - Newcrest Mining Limited
Holding Reference Type	
Holding Reference	
Security Issue Code	NCM
Market Type Code	LM
Unlisted Security Type Code	
In-House Asset	False
Code and Description	RIO - Rio Tinto Limited
Holding Reference Type	
Holding Reference	
Security Issue Code	RIO
Market Type Code	LM
Unlisted Security Type Code	
In-House Asset	False

SDO Superannuation Fund
Fund Details Report

Code and Description	S32 - South32 Limited
Holding Reference Type	
Holding Reference	
Security Issue Code	S32
Market Type Code	LM
Unlisted Security Type Code	
In-House Asset	False

Code and Description	SUN - Suncorp Group Limited
Holding Reference Type	
Holding Reference	
Security Issue Code	SUN
Market Type Code	LM
Unlisted Security Type Code	
In-House Asset	False

Code and Description	SVW - Seven Group Holdings Limited
Holding Reference Type	
Holding Reference	
Security Issue Code	SVW
Market Type Code	LM
Unlisted Security Type Code	
In-House Asset	False

Code and Description	TCL - Transurban Group - Fully Paid Ordinary/Units Stapled Securities
Holding Reference Type	
Holding Reference	
Security Issue Code	TCL
Market Type Code	LM
Unlisted Security Type Code	
In-House Asset	False

Code and Description	TLS - Telstra Corporation Limited.
Holding Reference Type	
Holding Reference	
Security Issue Code	TLS
Market Type Code	LM
Unlisted Security Type Code	
In-House Asset	False

Code and Description	WBC - Westpac Banking Corporation
Holding Reference Type	
Holding Reference	
Security Issue Code	WBC
Market Type Code	LM
Unlisted Security Type Code	
In-House Asset	False

Code and Description	WES - Wesfarmers Limited
-----------------------------	---------------------------------

SDO Superannuation Fund
Fund Details Report

Holding Reference Type	
Holding Reference	
Security Issue Code	WES
Market Type Code	LM
Unlisted Security Type Code	
In-House Asset	False

Code and Description **WOW - Woolworths Group Limited**

Holding Reference Type	
Holding Reference	
Security Issue Code	WOW
Market Type Code	LM
Unlisted Security Type Code	
In-House Asset	False

Custom Holding Accounts

Code and Description **INGSUP - ING SUPER**

Holding Reference Type	
Holding Reference	
Unrealised Tax Provision %	
Unrealised Tax Provision Default?	
In-House Asset	False
GL Investment Classification	OtherAssets
Tax Return Classification	AustDirectOther
Capital Gain Classification	NonCGTAsset
Market Type	UN

SDO Superannuation Fund

Fund Details Report

Member Details

Member Number	1
Title	MR
First Name	Sean
Middle Names	David
Family Name	Olivey
Gender	Male
Date of Birth	22 September 1971
Date of Death	
Preferred Salutation	
Preferred Name	
Contact Details	
Preferred Voice Contact	Home
Preferred Written Contact	MailingAddress
Home Phone	
Work Phone	
Mobile	
Fax	
Direct	
Email	info@armstrongadvisory.com.au
Use Physical Address for Mailing	False
Physical Address	
Line 1	4 Aruda Place
Line 2	
Line 3	
Suburb	OAK FLATS
State	NSW
Postcode	2529
Validate Address	False
Mailing Address	
Addressee	
Line 1	Suite 201
Line 2	30 Fisher Road
Line 3	
Suburb	DEE WHY
State	NSW
Postcode	2099
Validate Address	False
Member Details	
Join Fund Date	26 February 2003
Leave Fund Date	
ESP Start Date	26 February 2003
Australian Resident	True
TFN	174960498
Claim Tax Free Threshold	False
Death Sum Insured	
TPD Sum Insured	
Salary Continuance Sum Insured	

SDO Superannuation Fund

Fund Details Report

Member Number	2
Title	MS
First Name	Kanda
Middle Names	
Family Name	Thongdee
Gender	Female
Date of Birth	19 April 1963
Date of Death	
Preferred Salutation	
Preferred Name	
Contact Details	
Preferred Voice Contact	
Preferred Written Contact	MailingAddress
Home Phone	
Work Phone	
Mobile	
Fax	
Direct	
Email	info@armstrongadvisory.com.au
Use Physical Address for Mailing	False
Physical Address	
Line 1	4 Aruda Place
Line 2	
Line 3	
Suburb	OAK FLATS
State	NSW
Postcode	2529
Validate Address	False
Mailing Address	
Addressee	
Line 1	Suite 201
Line 2	30 Fisher Road
Line 3	
Suburb	DEE WHY
State	NSW
Postcode	2099
Validate Address	False
Member Details	
Join Fund Date	14 June 2013
Leave Fund Date	
ESP Start Date	14 June 2013
Australian Resident	True
TFN	341116545
Claim Tax Free Threshold	False
Death Sum Insured	
TPD Sum Insured	
Salary Continuance Sum Insured	

SDO Superannuation Fund
Fund Details Report

SDO Superannuation Fund
Detailed Trial Balance as at 30 June 2020

Prior Year		Description	Current Year		
Debits	Credits		Quantity	Debits	Credits
		INCOME			
		Contributions - Employer			
-	25,000.00	Mr Sean Olivey		-	25,000.00
-	6,259.01	Ms Kanda Thongdee		-	-
		Contributions - Member - Personal Concessional			
-	18,741.00	Ms Kanda Thongdee		-	3,500.00
		Contributions - Member - Personal Non-Concessional			
-	5,047.00	Mr Sean Olivey		-	54,951.00
-	5,047.00	Ms Kanda Thongdee		-	-
		Contributions - Government Co-Contributions			
-	675.00	Ms Kanda Thongdee		-	-
		Distributions - Stapled Securities			
-	-	Transurban Group - Fully Paid Ordinary/Units Stapled Securities		-	19.80
		Dividends - Shares in Listed Companies			
-	33.27	AGL Energy Limited.		-	31.31
-	73.88	AMP Limited		-	-
-	267.83	Aurizon Holdings Limited		-	290.43
-	439.85	BHP Group Limited		-	304.43
-	18.51	Brambles Limited		-	25.69
-	-	Coles Group Limited.		-	12.17
-	76.74	Commonwealth Bank Of Australia.		-	80.04
-	25.64	Crown Resorts Limited		-	21.49
-	9.92	CSL Limited		-	20.48
-	-	James Hardie Industries PLC - Chess Depository Interests 1:1		-	4.26

SDO Superannuation Fund
Detailed Trial Balance as at 30 June 2020

Prior Year		Description	Current Year		
Debits	Credits		Quantity	Debits	Credits
-	38.29	Macquarie Group Limited		-	43.34
-	93.34	National Australia Bank Limited		-	106.72
-	46.81	Newcrest Mining Limited		-	60.95
-	605.90	Rio Tinto Limited		-	564.03
-	35.40	Seven Group Holdings Limited		-	35.40
-	569.56	South32 Limited		-	232.63
-	73.59	Suncorp Group Limited		-	66.38
-	31.49	Telstra Corporation Limited.		-	26.52
-	59.43	Wesfarmers Limited		-	28.42
-	68.49	Westpac Banking Corporation		-	19.43
-	30.00	Woolworths Group Limited		-	29.43
		Dividends - Stapled Securities			
-	-	APA Group - Fully Paid Units Stapled Securities		-	16.52
-	-	Goodman Group - Fully Paid Ordinary/Units Stapled Securities		-	6.60
-	-	Transurban Group - Fully Paid Ordinary/Units Stapled Securities		-	1.26
		Foreign Income - Foreign Dividend - Shares in Listed Companies			
-	1.60	Iron Mountain Incorporated - Cdi 1:1 Foreign Exempt Nyse		-	-
		Interest - Cash and Cash Equivalents			
-	-	CBA 062692 53779755		-	225.92
		Interest - Cash At Bank			
-	0.62	SDO Super Fund CBA #11448464		-	2.00
-	268.21	SDO Super Fund ING#60352768		-	71.73
		Interest - Other Fixed Interest Securities			
-	-	Australian Government Treasury Bonds - Treasury Bond 5.75% 15-05-21 Semi		-	287.50

SDO Superannuation Fund
Detailed Trial Balance as at 30 June 2020

Prior Year		Description	Current Year		
Debits	Credits		Quantity	Debits	Credits
-	-	Australian Government Treasury Bonds - Treasury Bond 5.75% 15-07-22 Semi		-	149.50
-	2,991.78	Ing Term Deposit #50391492		-	7,992.24
-	318.94	Ing Term Deposit \$10K		-	442.22
-	80.00	Mercantile Investment Company Ltd - Bond 8.00% 10-07-21 Semi Sub		-	80.11
<hr/>					
EXPENSE					
990.00	-	Accountancy Fee		1,045.00	-
-	-	Adviser Fee		57.16	-
275.00	-	Auditor Fee		275.00	-
518.00	-	SMSF Supervisory Levy		-	-
<hr/>					
Realised Capital Losses - Managed Investments					
-	-	Host Plus - Super - Balanced (My Super)		3.38	-
-	-	Host Plus - Super - Property (No Pricing)		-	0.14
-	-	Host Plus-IFM-Australian Infrastructure		5.35	-
-	-	Hostplus Industry Super Property Trust-Property		3.48	-
-	-	hostplus infrastructure		0.83	-
-	-	Hostplus-indexed balanced		4.07	-
<hr/>					
Realised Capital Losses - Shares in Listed Companies					
14.00	-	Iron Mountain Incorporated - Cdi 1:1 Foreign Exempt Nyse		-	-
<hr/>					
Decrease in Market Value - Managed Investments					
-	-	Host Plus - Super - Balanced (My Super)		479.00	-
-	-	Host Plus - Super - Property (No Pricing)		139.00	-
-	-	Host Plus-IFM-Australian Infrastructure		400.02	-
-	-	Hostplus Industry Super Property Trust-Property		181.53	-

SDO Superannuation Fund
Detailed Trial Balance as at 30 June 2020

Prior Year		Description	Current Year		
Debits	Credits		Quantity	Debits	Credits
-	-	hostplus infrastructure		289.89	-
-	-	Hostplus-indexed balanced		420.74	-
		Decrease in Market Value - Other Fixed Interest Securities			
-	-	Australian Government Treasury Bonds - Treasury Bond 5.75% 15-05-21 Semi		254.45	-
-	-	Australian Government Treasury Bonds - Treasury Bond 5.75% 15-07-22 Semi		86.62	-
-	25.00	Mercantile Investment Company Ltd - Bond 8.00% 10-07-21 Semi Sub		20.00	-
		Decrease in Market Value - Shares in Listed Companies			
51.87	-	AGL Energy Limited.		62.16	-
614.32	-	AMP Limited		114.74	-
-	915.92	Aurizon Holdings Limited		410.88	-
-	725.00	BHP Group Limited		534.00	-
-	212.00	Brambles Limited		100.17	-
-	19.16	Coles Group Limited.		-	49.66
-	173.98	Commonwealth Bank Of Australia.		221.96	-
35.70	-	Crown Resorts Limited		94.52	-
-	89.52	CSL Limited		-	435.70
-	3.08	Iron Mountain Incorporated - Cdi 1:1 Foreign Exempt Nyse		-	-
-	-	James Hardie Industries PLC - Chess Depository Interests 1:1		-	121.24
-	10.44	Macquarie Group Limited		40.74	-
22.77	-	National Australia Bank Limited		509.66	-
-	1,330.33	Newcrest Mining Limited		50.95	-
-	1,108.51	Rio Tinto Limited		243.31	-
31.86	-	Seven Group Holdings Limited		77.29	-
939.55	-	South32 Limited		2,490.90	-

SDO Superannuation Fund
Detailed Trial Balance as at 30 June 2020

Prior Year		Description	Current Year		
Debits	Credits		Quantity	Debits	Credits
67.08	-	Suncorp Group Limited		258.43	-
-	142.68	Telstra Corporation Limited.		83.52	-
17.21	-	Wesfarmers Limited		-	112.71
15.98	-	Westpac Banking Corporation		176.97	-
-	54.20	Woolworths Group Limited		-	81.00
		Decrease in Market Value - Stapled Securities			
-	-	APA Group - Fully Paid Units Stapled Securities		-	15.04
-	-	Goodman Group - Fully Paid Ordinary/Units Stapled Securities		13.64	-
-	-	Transurban Group - Fully Paid Ordinary/Units Stapled Securities		47.08	-
		INCOME TAX			
8,170.95	-	Income Tax Expense		5,761.95	-
		PROFIT & LOSS CLEARING ACCOUNT			
60,073.63	-	Profit & Loss Clearing Account		80,607.05	-
		ASSETS			
		Cash and Cash Equivalents			
10,100.00	-	CBA 062692 53779755	37,268.9200	37,268.92	-
9,900.00	-	CBA TD 062692 54123854		-	-
		Managed Investments			
-	-	Host Plus - Super - Balanced (My Super)	4,170.8183	4,626.27	-
-	-	Host Plus - Super - Property (No Pricing)	4,793.1042	4,853.50	-
-	-	Host Plus-IFM-Australian Infrastructure	3,879.0460	4,705.28	-
-	-	Hostplus Industry Super Property Trust-Property	4,255.2833	4,923.79	-
-	-	hostplus infrastructure	4,705.9823	4,892.34	-

SDO Superannuation Fund
Detailed Trial Balance as at 30 June 2020

Prior Year		Description	Current Year		
Debits	Credits		Quantity	Debits	Credits
-	-	Hostplus-indexed balanced	4,143.7482	4,684.51	-
		Other Fixed Interest Securities			
-	-	Australian Government Treasury Bonds - Treasury Bond 5.75% 15-05-21 Semi	50.0000	5,274.00	-
-	-	Australian Government Treasury Bonds - Treasury Bond 5.75% 15-07-22 Semi	52.0000	5,932.00	-
202,991.78	-	Ing Term Deposit #50391492	271,734.0200	271,734.02	-
30,318.94	-	Ing Term Deposit \$10K		-	-
1,030.00	-	Mercantile Investment Company Ltd - Bond 8.00% 10-07-21 Semi Sub	10.0000	1,010.00	-
		Shares in Listed Companies			
420.21	-	AGL Energy Limited.	21.0000	358.05	-
917.96	-	AMP Limited	433.0000	803.22	-
4,622.40	-	Aurizon Holdings Limited	856.0000	4,211.52	-
4,116.00	-	BHP Group Limited	100.0000	3,582.00	-
682.64	-	Brambles Limited	53.0000	576.11	-
173.55	-	Coles Group Limited.	13.0000	223.21	-
1,076.14	-	Commonwealth Bank Of Australia.	14.0000	971.88	-
423.30	-	Crown Resorts Limited	34.0000	328.78	-
860.00	-	CSL Limited	7.0000	2,009.00	-
-	-	James Hardie Industries PLC - Chess Depository Interests 1:1	29.0000	798.08	-
752.34	-	Macquarie Group Limited	6.0000	711.60	-
881.76	-	National Australia Bank Limited	57.0000	1,038.54	-
4,153.50	-	Newcrest Mining Limited	131.0000	4,130.43	-
6,121.84	-	Rio Tinto Limited	64.0000	6,269.44	-
1,090.91	-	Seven Group Holdings Limited	59.0000	1,013.62	-
6,948.30	-	South32 Limited	2,185.0000	4,457.40	-

SDO Superannuation Fund
Detailed Trial Balance as at 30 June 2020

Prior Year		Description	Current Year		
Debits	Credits		Quantity	Debits	Credits
889.02	-	Suncorp Group Limited	69.0000	636.87	-
446.60	-	Telstra Corporation Limited.	116.0000	363.08	-
470.08	-	Wesfarmers Limited	13.0000	582.79	-
482.12	-	Westpac Banking Corporation	17.0000	305.15	-
664.60	-	Woolworths Group Limited	20.0000	745.60	-
		Stapled Securities			
-	-	APA Group - Fully Paid Units Stapled Securities	62.0000	690.06	-
-	-	Goodman Group - Fully Paid Ordinary/Units Stapled Securities	44.0000	653.40	-
-	-	Transurban Group - Fully Paid Ordinary/Units Stapled Securities	44.0000	621.72	-
		Cash At Bank			
1,463.52	-	SDO Super Fund CBA #11448464		20,072.84	-
30,072.73	-	SDO Super Fund ING#60352768		20.12	-
		DRP Residual			
77.60	-	Commonwealth Bank Of Australia.		15.93	-
-	-	Newcrest Mining Limited		14.78	-
-	-	Rio Tinto Limited		3.91	-
-	-	Suncorp Group Limited		13.66	-
		Receivables - Investment Income Receivable - Distributions			
-	-	Transurban Group - Fully Paid Ordinary/Units Stapled Securities		7.04	-
		LIABILITIES			
-	-	Income Tax Payable		-	4,133.14
-	8,170.95	Provision for Income Tax		-	5,761.95

SDO Superannuation Fund
Detailed Trial Balance as at 30 June 2020

Prior Year		Description	Current Year		
Debits	Credits		Quantity	Debits	Credits
-	-	Withholding Credits - Cash and Cash Equivalents CBA 062692 53779755		57.00	-
2.78	-	Withholding Credits - Shares in Listed Companies CSL Limited		-	-
		Franking Credits - Shares in Listed Companies			
8.49	-	AGL Energy Limited.		8.00	-
15.44	-	AMP Limited		-	-
58.11	-	Aurizon Holdings Limited		67.02	-
131.95	-	BHP Group Limited		91.33	-
3.13	-	Brambles Limited		1.90	-
-	-	Coles Group Limited.		3.65	-
23.02	-	Commonwealth Bank Of Australia.		24.01	-
5.24	-	Crown Resorts Limited		1.09	-
6.19	-	Macquarie Group Limited		6.74	-
28.00	-	National Australia Bank Limited		32.02	-
14.04	-	Newcrest Mining Limited		18.29	-
181.77	-	Rio Tinto Limited		169.21	-
10.62	-	Seven Group Holdings Limited		10.62	-
170.87	-	South32 Limited		69.79	-
22.07	-	Suncorp Group Limited		19.92	-
9.45	-	Telstra Corporation Limited.		7.96	-
17.83	-	Wesfarmers Limited		8.53	-
20.55	-	Westpac Banking Corporation		5.83	-
9.00	-	Woolworths Group Limited		8.83	-

SDO Superannuation Fund
Detailed Trial Balance as at 30 June 2020

Prior Year		Description	Current Year		
Debits	Credits		Quantity	Debits	Credits
		Franking Credits - Stapled Securities			
-	-	APA Group - Fully Paid Units Stapled Securities		2.26	-
-	-	Transurban Group - Fully Paid Ordinary/Units Stapled Securities		0.38	-
		Foreign Tax Credits - Shares in Listed Companies			
0.26	-	Iron Mountain Incorporated - Cdi 1:1 Foreign Exempt Nyse		-	-
3,299.00	-	Income Tax Instalments Paid		1,634.00	-
-	134.00	Activity Statement Payable/Refundable		-	-
		MEMBER ENTITLEMENTS			
		Mr Sean Olivey			
-	284,251.65	Accumulation		-	361,747.10
		Ms Kanda Thongdee			
-	33,629.05	Accumulation		-	36,740.65
<u>398,023.57</u>	<u>398,023.57</u>			<u>503,948.28</u>	<u>503,948.28</u>

SDO Superannuation Fund
General Ledger Audit Trail
For the period from 1 July 2019 to 30 June 2020

Processed Date & User	Date	Description	State	Amount
-----------------------	------	-------------	-------	--------

Income

Investment Gains · Disposal Suspense · Managed Investments · Host Plus - Super - Balanced (My Super)

19/11/2021	li@armstrongadvisory.com.au	30/06/2020	Listed Security Sale	Accounted	11.35	Cr
1/12/2021	li@armstrongadvisory.com.au	30/06/2020	Listed Security Sale	Accounted	11.35	Dr

Investment Gains · Disposal Suspense · Managed Investments · Host Plus - Super - Property (No Pricing)

19/11/2021	li@armstrongadvisory.com.au	30/06/2020	Listed Security Sale	Accounted	7.64	Cr
1/12/2021	li@armstrongadvisory.com.au	30/06/2020	Listed Security Sale	Accounted	7.64	Dr

Investment Gains · Disposal Suspense · Managed Investments · Host Plus-IFM-Australian Infrastructure

19/11/2021	li@armstrongadvisory.com.au	30/06/2020	Listed Security Sale	Accounted	9.35	Cr
1/12/2021	li@armstrongadvisory.com.au	30/06/2020	Listed Security Sale	Accounted	9.35	Dr

Investment Gains · Disposal Suspense · Managed Investments · Hostplus Industry Super Property Trust-Property

19/11/2021	li@armstrongadvisory.com.au	30/06/2020	Listed Security Sale	Accounted	11.20	Cr
1/12/2021	li@armstrongadvisory.com.au	30/06/2020	Listed Security Sale	Accounted	11.20	Dr

Investment Gains · Disposal Suspense · Managed Investments · hostplus infrastructure

19/11/2021	li@armstrongadvisory.com.au	30/06/2020	Listed Security Sale	Accounted	6.94	Cr
1/12/2021	li@armstrongadvisory.com.au	30/06/2020	Listed Security Sale	Accounted	6.94	Dr

Investment Gains · Disposal Suspense · Managed Investments · Hostplus-indexed balanced

19/11/2021	li@armstrongadvisory.com.au	30/06/2020	Listed Security Sale	Accounted	10.68	Cr
1/12/2021	li@armstrongadvisory.com.au	30/06/2020	Listed Security Sale	Accounted	10.68	Dr

Investment Income · Distributions · Stapled Securities · Transurban Group - Fully Paid Ordinary · Units Stapled Securities

23/07/2021	li@armstrongadvisory.com.au	14/02/2020	AUI20-00824664 TCL DIV-DIST	Accounted	12.76	Cr
1/12/2021	li@armstrongadvisory.com.au	30/06/2020	Investment Income	Accounted	7.04	Cr

Investment Income · Dividends · Shares in Listed Companies · AGL Energy Limited.

23/07/2021	li@armstrongadvisory.com.au	20/09/2019	001233318118 AGL FNL DIV	Accounted	18.05	Cr
23/07/2021	li@armstrongadvisory.com.au	27/03/2020	001239710933 AGL ITM DIV	Accounted	13.26	Cr

Investment Income · Dividends · Shares in Listed Companies · Aurizon Holdings Limited

23/07/2021	li@armstrongadvisory.com.au	23/09/2019	SEP19-00829599 AZJ LIMITED	Accounted	137.98	Cr
23/07/2021	li@armstrongadvisory.com.au	23/03/2020	MAR20-00828955 AZJ LIMITED	Accounted	152.45	Cr

Investment Income · Dividends · Shares in Listed Companies · BHP Group Limited

23/07/2021	li@armstrongadvisory.com.au	25/09/2019	AF380-00984826 BHP GROUP DIV	Accounted	162.43	Cr
23/07/2021	li@armstrongadvisory.com.au	24/03/2020	AI381-00981346 BHP GROUP DIV	Accounted	142.00	Cr

Investment Income · Dividends · Shares in Listed Companies · Brambles Limited

SDO Superannuation Fund
General Ledger Audit Trail
For the period from 1 July 2019 to 30 June 2020

Processed Date & User	Date	Description	State	Amount	
Income					
Investment Income · Dividends · Shares in Listed Companies · Brambles Limited					
23/07/2021 li@armstrongadvisory.com.au	10/10/2019	S00019135446 BRAMBLES LIMITED	Accounted	8.68	Cr
23/07/2021 li@armstrongadvisory.com.au	22/10/2019	S00019135446 BRAMBLES LIMITED	Accounted	9.01	Cr
23/07/2021 li@armstrongadvisory.com.au	9/04/2020	S00019135446 BRAMBLES LIMITED	Accounted	8.00	Cr
Investment Income · Dividends · Shares in Listed Companies · Coles Group Limited.					
23/07/2021 li@armstrongadvisory.com.au	26/09/2019	FIN19-01098877 COLES GROUP LTD	Accounted	6.60	Cr
23/07/2021 li@armstrongadvisory.com.au	27/03/2020	INT20-01076236 COLES GROUP LTD	Accounted	5.57	Cr
Investment Income · Dividends · Shares in Listed Companies · Commonwealth Bank Of Australia.					
17/11/2021 li@armstrongadvisory.com.au	26/09/2019	CBA 231C FRANKED@30%; DRP NIL DISCOUNT	Accounted	42.90	Cr
17/11/2021 li@armstrongadvisory.com.au	31/03/2020	Investment Income	Accounted	37.14	Cr
Investment Income · Dividends · Shares in Listed Companies · Crown Resorts Limited					
18/11/2021 li@armstrongadvisory.com.au	4/10/2019	OCT19-00817555 CWN INTEREST	Accounted	11.29	Cr
23/07/2021 li@armstrongadvisory.com.au	17/04/2020	20APR-00817026 CWN DIVIDEND	Accounted	10.20	Cr
Investment Income · Dividends · Shares in Listed Companies · CSL Limited					
23/07/2021 li@armstrongadvisory.com.au	11/10/2019	19AUD-00845631 CSL LTD DIVIDEND	Accounted	10.18	Cr
23/07/2021 li@armstrongadvisory.com.au	9/04/2020	20AUD-00943489 CSL LTD DIVIDEND	Accounted	10.30	Cr
Investment Income · Dividends · Shares in Listed Companies · James Hardie Industries PLC - Chess Depository Interest					
23/07/2021 li@armstrongadvisory.com.au	20/12/2019	DEC19-00806246 JAMES HARDIE IND	Accounted	4.26	Cr
Investment Income · Dividends · Shares in Listed Companies · Macquarie Group Limited					
12/05/2020 Income Announcement	3/07/2019	MQG 162C FR@30%; 198C CFI; DRP NIL DISC	Accounted	25.77	Cr
23/07/2021 li@armstrongadvisory.com.au	18/12/2019	S00019135446 MQG Dividend	Accounted	17.57	Cr
Investment Income · Dividends · Shares in Listed Companies · National Australia Bank Limited					
12/05/2020 Income Announcement	3/07/2019	NAB 83C FR@ 30%; DRP; BSP NIL DISCOUNT	Accounted	39.13	Cr
23/07/2021 li@armstrongadvisory.com.au	12/12/2019	DV202-00476805 NAB FINAL DIV	Accounted	67.59	Cr
Investment Income · Dividends · Shares in Listed Companies · Newcrest Mining Limited					
19/11/2021 li@armstrongadvisory.com.au	26/09/2019	Investment Income	Accounted	39.86	Cr
18/11/2021 li@armstrongadvisory.com.au	27/03/2020	Investment Income	Accounted	21.09	Cr
Investment Income · Dividends · Shares in Listed Companies · Rio Tinto Limited					
19/11/2021 li@armstrongadvisory.com.au	19/09/2019	Investment Income	Accounted	259.26	Cr
18/11/2021 li@armstrongadvisory.com.au	16/04/2020	Investment Income	Accounted	304.77	Cr
Investment Income · Dividends · Shares in Listed Companies · Seven Group Holdings Limited					
23/07/2021 li@armstrongadvisory.com.au	11/10/2019	S00019135446 SEVEN GROUP	Accounted	17.70	Cr

SDO Superannuation Fund
General Ledger Audit Trail
For the period from 1 July 2019 to 30 June 2020

Processed Date & User	Date	Description	State	Amount
Income				
Investment Income · Dividends · Shares in Listed Companies · Seven Group Holdings Limited				
23/07/2021 li@armstrongadvisory.com.au	20/04/2020	S00019135446 SEVEN GROUP	Accounted	17.70 Cr
Investment Income · Dividends · Shares in Listed Companies · South32 Limited				
23/07/2021 li@armstrongadvisory.com.au	10/10/2019	AF006-00950469 SOUTH32 DIVIDEND	Accounted	128.14 Cr
23/07/2021 li@armstrongadvisory.com.au	2/04/2020	RAU20-00946837 SOUTH32 DIVIDEND	Accounted	104.49 Cr
Investment Income · Dividends · Shares in Listed Companies · Suncorp Group Limited				
19/11/2021 li@armstrongadvisory.com.au	25/09/2019	Investment Income	Accounted	41.49 Cr
19/11/2021 li@armstrongadvisory.com.au	31/03/2020	Investment Income	Accounted	24.89 Cr
Investment Income · Dividends · Shares in Listed Companies · Telstra Corporation Limited.				
23/07/2021 li@armstrongadvisory.com.au	26/09/2019	001232908493 TLS FNL DIV	Accounted	13.26 Cr
23/07/2021 li@armstrongadvisory.com.au	27/03/2020	001239108620 TLS ITM DIV	Accounted	13.26 Cr
Investment Income · Dividends · Shares in Listed Companies · Wesfarmers Limited				
23/07/2021 li@armstrongadvisory.com.au	9/10/2019	FIN19-00985443 WESFARMERS LTD	Accounted	14.49 Cr
23/07/2021 li@armstrongadvisory.com.au	31/03/2020	INT20-00982280 WESFARMERS LTD	Accounted	13.93 Cr
Investment Income · Dividends · Shares in Listed Companies · Westpac Banking Corporation				
23/07/2021 li@armstrongadvisory.com.au	20/12/2019	001235812580 WBC DIVIDEND	Accounted	19.43 Cr
Investment Income · Dividends · Shares in Listed Companies · Woolworths Group Limited				
23/07/2021 li@armstrongadvisory.com.au	30/09/2019	001233805509 WOW FNL DIV	Accounted	16.29 Cr
23/07/2021 li@armstrongadvisory.com.au	9/04/2020	001240566789 WOW ITM DIV	Accounted	13.14 Cr
Investment Income · Dividends · Stapled Securities · APA Group - Fully Paid Units Stapled Securities				
23/07/2021 li@armstrongadvisory.com.au	11/03/2020	001237239157 APA DST	Accounted	16.52 Cr
Investment Income · Dividends · Stapled Securities · Goodman Group - Fully Paid Ordinary · Units Stapled Securities				
23/07/2021 li@armstrongadvisory.com.au	25/02/2020	FEB20-00807618 GOODMAN GROUP	Accounted	6.60 Cr
Investment Income · Dividends · Stapled Securities · Transurban Group - Fully Paid Ordinary · Units Stapled Securities				
18/11/2021 li@armstrongadvisory.com.au	14/02/2020	Investment Income	Accounted	1.26 Cr
Investment Income · Interest · Cash and Cash Equivalents · CBA 062692 53779755				
2/11/2021 li@armstrongadvisory.com.au	18/07/2019	Investment Income	Accounted	122.71 Cr
2/11/2021 li@armstrongadvisory.com.au	18/08/2019	Investment Income	Accounted	21.15 Cr
2/11/2021 li@armstrongadvisory.com.au	18/01/2020	Investment Income	Accounted	82.06 Cr
Investment Income · Interest · Cash At Bank · SDO Super Fund CBA #11448464				
2/07/2019	Auto Transaction Rules	1/07/2019	DEPOSIT INTEREST	Accounted 1.74 Cr
2/10/2019	Auto Transaction Rules	1/10/2019	DEPOSIT INTEREST	Accounted 0.26 Cr

SDO Superannuation Fund
General Ledger Audit Trail
For the period from 1 July 2019 to 30 June 2020

Processed Date & User	Date	Description	State	Amount
-----------------------	------	-------------	-------	--------

Income

Investment Income · Interest · Cash At Bank · SDO Super Fund ING#60352768

19/10/2021	li@armstrongadvisory.com.au	31/01/2020	INTEREST	Accounted	71.73	Cr
------------	-----------------------------	------------	----------	-----------	-------	----

Investment Income · Interest · Other Fixed Interest Securities · Australian Government Treasury Bonds - Treasury Bond

23/07/2021	li@armstrongadvisory.com.au	15/11/2019	14INT-00800047 AOFM TREAS BONDS	Accounted	143.75	Cr
------------	-----------------------------	------------	---------------------------------	-----------	--------	----

23/07/2021	li@armstrongadvisory.com.au	15/05/2020	21INT-00800057 AOFM TREAS BONDS	Accounted	143.75	Cr
------------	-----------------------------	------------	---------------------------------	-----------	--------	----

Investment Income · Interest · Other Fixed Interest Securities · Australian Government Treasury Bonds - Treasury Bond

23/07/2021	li@armstrongadvisory.com.au	15/01/2020	17INT-00800031 AOFM TREAS BONDS	Accounted	149.50	Cr
------------	-----------------------------	------------	---------------------------------	-----------	--------	----

Investment Income · Interest · Other Fixed Interest Securities · Ing Term Deposit #50391492

19/10/2021	li@armstrongadvisory.com.au	1/07/2019	Investment Income	Accounted	3,386.90	Cr
------------	-----------------------------	-----------	-------------------	-----------	----------	----

19/10/2021	li@armstrongadvisory.com.au	30/12/2019	Investment Income	Accounted	2,579.34	Cr
------------	-----------------------------	------------	-------------------	-----------	----------	----

19/10/2021	li@armstrongadvisory.com.au	28/06/2020	Investment Income	Accounted	2,026.00	Cr
------------	-----------------------------	------------	-------------------	-----------	----------	----

Investment Income · Interest · Other Fixed Interest Securities · Ing Term Deposit \$10K

17/11/2021	li@armstrongadvisory.com.au	1/01/2020	Investment Income	Accounted	306.72	Cr
------------	-----------------------------	-----------	-------------------	-----------	--------	----

19/10/2021	li@armstrongadvisory.com.au	4/03/2020	MISCELLANEOUS	Accounted	135.50	Cr
------------	-----------------------------	-----------	---------------	-----------	--------	----

Investment Income · Interest · Other Fixed Interest Securities · Mercantile Investment Company Ltd - Bond 8.00% 10-07-

23/07/2021	li@armstrongadvisory.com.au	31/12/2019	001236516786 MVTHA INT	Accounted	40.33	Cr
------------	-----------------------------	------------	------------------------	-----------	-------	----

23/07/2021	li@armstrongadvisory.com.au	30/06/2020	001242154605 MVTHA INT	Accounted	39.78	Cr
------------	-----------------------------	------------	------------------------	-----------	-------	----

Member Receipts · Contributions · Employer · Mr Sean Olivey

29/10/2021	li@armstrongadvisory.com.au	8/01/2020	from chq to cdia CommBank app TFR	Accounted	25,000.00	Cr
------------	-----------------------------	-----------	-----------------------------------	-----------	-----------	----

Member Receipts · Contributions · Member · Personal Concessional · Ms Kanda Thongdee

29/10/2021	li@armstrongadvisory.com.au	4/06/2020	from TTFM 4 super NETBANK TFR	Accounted	3,500.00	Cr
------------	-----------------------------	-----------	-------------------------------	-----------	----------	----

Member Receipts · Contributions · Member · Personal Non-Concessional · Mr Sean Olivey

1/11/2021	li@armstrongadvisory.com.au	27/07/2019	from sav to cdia NETBANK TFR	Accounted	5,100.00	Cr
-----------	-----------------------------	------------	------------------------------	-----------	----------	----

1/11/2021	li@armstrongadvisory.com.au	29/07/2019	Contribution Allocation	Accounted	134.00	Cr
-----------	-----------------------------	------------	-------------------------	-----------	--------	----

1/11/2021	li@armstrongadvisory.com.au	19/08/2019	from sav to cdia NETBANK TFR	Accounted	3,230.00	Cr
-----------	-----------------------------	------------	------------------------------	-----------	----------	----

1/11/2021	li@armstrongadvisory.com.au	20/08/2019	from chq to cdia NETBANK TFR	Accounted	100.00	Cr
-----------	-----------------------------	------------	------------------------------	-----------	--------	----

1/11/2021	li@armstrongadvisory.com.au	20/08/2019	from chq to cdia NETBANK TFR	Accounted	6,734.00	Cr
-----------	-----------------------------	------------	------------------------------	-----------	----------	----

1/11/2021	li@armstrongadvisory.com.au	28/10/2019	Contribution Allocation	Accounted	817.00	Cr
-----------	-----------------------------	------------	-------------------------	-----------	--------	----

1/11/2021	li@armstrongadvisory.com.au	8/01/2020	from chq to cdia CommBank app TFR	Accounted	240.00	Cr
-----------	-----------------------------	-----------	-----------------------------------	-----------	--------	----

1/11/2021	li@armstrongadvisory.com.au	19/01/2020	from chq to cdia NETBANK TFR	Accounted	500.00	Cr
-----------	-----------------------------	------------	------------------------------	-----------	--------	----

1/11/2021	li@armstrongadvisory.com.au	19/01/2020	to cdia from sav NETBANK TFR	Accounted	1,940.00	Cr
-----------	-----------------------------	------------	------------------------------	-----------	----------	----

SDO Superannuation Fund
General Ledger Audit Trail
For the period from 1 July 2019 to 30 June 2020

Processed Date & User	Date	Description	State	Amount
-----------------------	------	-------------	-------	--------

Income

Member Receipts · Contributions · Member · Personal Non-Concessional · Mr Sean Olivey

1/11/2021	li@armstrongadvisory.com.au	19/01/2020	from chq to cdia NETBANK TFR	Accounted	18,019.00	Cr
1/11/2021	li@armstrongadvisory.com.au	28/02/2020	Contribution Allocation	Accounted	817.00	Cr
1/11/2021	li@armstrongadvisory.com.au	5/06/2020	ch to cdia 4 super NETBANK TFR	Accounted	16,000.00	Cr
1/11/2021	li@armstrongadvisory.com.au	16/06/2020	Contribution Allocation	Accounted	1,320.00	Cr

Expenses

Investment Losses · Decrease in Market Value · Managed Investments · Host Plus - Super - Balanced (My Super)

1/12/2021	li@armstrongadvisory.com.au	30/06/2020	Market Value Adjustment	Accounted	479.00	Dr
-----------	-----------------------------	------------	-------------------------	-----------	--------	----

Investment Losses · Decrease in Market Value · Managed Investments · Host Plus - Super - Property (No Pricing)

1/12/2021	li@armstrongadvisory.com.au	30/06/2020	Market Value Adjustment	Accounted	139.00	Dr
-----------	-----------------------------	------------	-------------------------	-----------	--------	----

Investment Losses · Decrease in Market Value · Managed Investments · Host Plus-IFM-Australian Infrastructure

1/12/2021	li@armstrongadvisory.com.au	30/06/2020	Market Value Adjustment	Accounted	400.02	Dr
-----------	-----------------------------	------------	-------------------------	-----------	--------	----

Investment Losses · Decrease in Market Value · Managed Investments · Hostplus Industry Super Property Trust-Propert

1/12/2021	li@armstrongadvisory.com.au	30/06/2020	Market Value Adjustment	Accounted	181.53	Dr
-----------	-----------------------------	------------	-------------------------	-----------	--------	----

Investment Losses · Decrease in Market Value · Managed Investments · hostplus infrastructure

1/12/2021	li@armstrongadvisory.com.au	30/06/2020	Market Value Adjustment	Accounted	289.89	Dr
-----------	-----------------------------	------------	-------------------------	-----------	--------	----

Investment Losses · Decrease in Market Value · Managed Investments · Hostplus-indexed balanced

1/12/2021	li@armstrongadvisory.com.au	30/06/2020	Market Value Adjustment	Accounted	420.74	Dr
-----------	-----------------------------	------------	-------------------------	-----------	--------	----

Investment Losses · Decrease in Market Value · Other Fixed Interest Securities · Australian Government Treasury Bond:

1/12/2021	li@armstrongadvisory.com.au	30/06/2020	Market Value Adjustment	Accounted	254.45	Dr
-----------	-----------------------------	------------	-------------------------	-----------	--------	----

Investment Losses · Decrease in Market Value · Other Fixed Interest Securities · Australian Government Treasury Bond:

1/12/2021	li@armstrongadvisory.com.au	30/06/2020	Market Value Adjustment	Accounted	86.62	Dr
-----------	-----------------------------	------------	-------------------------	-----------	-------	----

Investment Losses · Decrease in Market Value · Other Fixed Interest Securities · Mercantile Investment Company Ltd - E

1/12/2021	li@armstrongadvisory.com.au	30/06/2020	Market Value Adjustment	Accounted	20.00	Dr
-----------	-----------------------------	------------	-------------------------	-----------	-------	----

Investment Losses · Decrease in Market Value · Shares in Listed Companies · AGL Energy Limited.

1/12/2021	li@armstrongadvisory.com.au	30/06/2020	Market Value Adjustment	Accounted	62.16	Dr
-----------	-----------------------------	------------	-------------------------	-----------	-------	----

Investment Losses · Decrease in Market Value · Shares in Listed Companies · AMP Limited

1/12/2021	li@armstrongadvisory.com.au	30/06/2020	Market Value Adjustment	Accounted	114.74	Dr
-----------	-----------------------------	------------	-------------------------	-----------	--------	----

Investment Losses · Decrease in Market Value · Shares in Listed Companies · Aurizon Holdings Limited

1/12/2021	li@armstrongadvisory.com.au	30/06/2020	Market Value Adjustment	Accounted	410.88	Dr
-----------	-----------------------------	------------	-------------------------	-----------	--------	----

Investment Losses · Decrease in Market Value · Shares in Listed Companies · BHP Group Limited

SDO Superannuation Fund
General Ledger Audit Trail
For the period from 1 July 2019 to 30 June 2020

Processed Date & User	Date	Description	State	Amount
-----------------------	------	-------------	-------	--------

Expenses

Investment Losses · Decrease in Market Value · Shares in Listed Companies · BHP Group Limited

1/12/2021	li@armstrongadvisory.com.au	30/06/2020	Market Value Adjustment	Accounted	534.00	Dr
-----------	-----------------------------	------------	-------------------------	-----------	--------	----

Investment Losses · Decrease in Market Value · Shares in Listed Companies · Brambles Limited

1/12/2021	li@armstrongadvisory.com.au	30/06/2020	Market Value Adjustment	Accounted	100.17	Dr
-----------	-----------------------------	------------	-------------------------	-----------	--------	----

Investment Losses · Decrease in Market Value · Shares in Listed Companies · Coles Group Limited.

1/12/2021	li@armstrongadvisory.com.au	30/06/2020	Market Value Adjustment	Accounted	49.66	Cr
-----------	-----------------------------	------------	-------------------------	-----------	-------	----

Investment Losses · Decrease in Market Value · Shares in Listed Companies · Commonwealth Bank Of Australia.

1/12/2021	li@armstrongadvisory.com.au	30/06/2020	Market Value Adjustment	Accounted	221.96	Dr
-----------	-----------------------------	------------	-------------------------	-----------	--------	----

Investment Losses · Decrease in Market Value · Shares in Listed Companies · Crown Resorts Limited

1/12/2021	li@armstrongadvisory.com.au	30/06/2020	Market Value Adjustment	Accounted	94.52	Dr
-----------	-----------------------------	------------	-------------------------	-----------	-------	----

Investment Losses · Decrease in Market Value · Shares in Listed Companies · CSL Limited

1/12/2021	li@armstrongadvisory.com.au	30/06/2020	Market Value Adjustment	Accounted	435.70	Cr
-----------	-----------------------------	------------	-------------------------	-----------	--------	----

Investment Losses · Decrease in Market Value · Shares in Listed Companies · James Hardie Industries PLC - Chess De

1/12/2021	li@armstrongadvisory.com.au	30/06/2020	Market Value Adjustment	Accounted	121.24	Cr
-----------	-----------------------------	------------	-------------------------	-----------	--------	----

Investment Losses · Decrease in Market Value · Shares in Listed Companies · Macquarie Group Limited

1/12/2021	li@armstrongadvisory.com.au	30/06/2020	Market Value Adjustment	Accounted	40.74	Dr
-----------	-----------------------------	------------	-------------------------	-----------	-------	----

Investment Losses · Decrease in Market Value · Shares in Listed Companies · National Australia Bank Limited

1/12/2021	li@armstrongadvisory.com.au	30/06/2020	Market Value Adjustment	Accounted	509.66	Dr
-----------	-----------------------------	------------	-------------------------	-----------	--------	----

Investment Losses · Decrease in Market Value · Shares in Listed Companies · Newcrest Mining Limited

1/12/2021	li@armstrongadvisory.com.au	30/06/2020	Market Value Adjustment	Accounted	50.95	Dr
-----------	-----------------------------	------------	-------------------------	-----------	-------	----

Investment Losses · Decrease in Market Value · Shares in Listed Companies · Rio Tinto Limited

1/12/2021	li@armstrongadvisory.com.au	30/06/2020	Market Value Adjustment	Accounted	243.31	Dr
-----------	-----------------------------	------------	-------------------------	-----------	--------	----

Investment Losses · Decrease in Market Value · Shares in Listed Companies · Seven Group Holdings Limited

1/12/2021	li@armstrongadvisory.com.au	30/06/2020	Market Value Adjustment	Accounted	77.29	Dr
-----------	-----------------------------	------------	-------------------------	-----------	-------	----

Investment Losses · Decrease in Market Value · Shares in Listed Companies · South32 Limited

1/12/2021	li@armstrongadvisory.com.au	30/06/2020	Market Value Adjustment	Accounted	2,490.90	Dr
-----------	-----------------------------	------------	-------------------------	-----------	----------	----

Investment Losses · Decrease in Market Value · Shares in Listed Companies · Suncorp Group Limited

1/12/2021	li@armstrongadvisory.com.au	30/06/2020	Market Value Adjustment	Accounted	258.43	Dr
-----------	-----------------------------	------------	-------------------------	-----------	--------	----

Investment Losses · Decrease in Market Value · Shares in Listed Companies · Telstra Corporation Limited.

1/12/2021	li@armstrongadvisory.com.au	30/06/2020	Market Value Adjustment	Accounted	83.52	Dr
-----------	-----------------------------	------------	-------------------------	-----------	-------	----

Investment Losses · Decrease in Market Value · Shares in Listed Companies · Wesfarmers Limited

1/12/2021	li@armstrongadvisory.com.au	30/06/2020	Market Value Adjustment	Accounted	112.71	Cr
-----------	-----------------------------	------------	-------------------------	-----------	--------	----

SDO Superannuation Fund
General Ledger Audit Trail
For the period from 1 July 2019 to 30 June 2020

Processed Date & User	Date	Description	State	Amount
-----------------------	------	-------------	-------	--------

Expenses

Investment Losses · Decrease in Market Value · Shares in Listed Companies · Westpac Banking Corporation

1/12/2021	li@armstrongadvisory.com.au	30/06/2020	Market Value Adjustment	Accounted	176.97	Dr
-----------	-----------------------------	------------	-------------------------	-----------	--------	----

Investment Losses · Decrease in Market Value · Shares in Listed Companies · Woolworths Group Limited

1/12/2021	li@armstrongadvisory.com.au	30/06/2020	Market Value Adjustment	Accounted	81.00	Cr
-----------	-----------------------------	------------	-------------------------	-----------	-------	----

Investment Losses · Decrease in Market Value · Stapled Securities · APA Group - Fully Paid Units Stapled Securities

1/12/2021	li@armstrongadvisory.com.au	30/06/2020	Market Value Adjustment	Accounted	15.04	Cr
-----------	-----------------------------	------------	-------------------------	-----------	-------	----

Investment Losses · Decrease in Market Value · Stapled Securities · Goodman Group - Fully Paid Ordinary · Units Stapled

1/12/2021	li@armstrongadvisory.com.au	30/06/2020	Market Value Adjustment	Accounted	13.64	Dr
-----------	-----------------------------	------------	-------------------------	-----------	-------	----

Investment Losses · Decrease in Market Value · Stapled Securities · Transurban Group - Fully Paid Ordinary · Units Stapled

1/12/2021	li@armstrongadvisory.com.au	30/06/2020	Market Value Adjustment	Accounted	47.08	Dr
-----------	-----------------------------	------------	-------------------------	-----------	-------	----

Investment Losses · Realised Capital Losses · Managed Investments · Host Plus - Super - Balanced (My Super)

1/12/2021	li@armstrongadvisory.com.au	30/06/2020	Listed Security Sale	Accounted	3.38	Dr
-----------	-----------------------------	------------	----------------------	-----------	------	----

Investment Losses · Realised Capital Losses · Managed Investments · Host Plus - Super - Property (No Pricing)

1/12/2021	li@armstrongadvisory.com.au	30/06/2020	Listed Security Sale	Accounted	0.14	Cr
-----------	-----------------------------	------------	----------------------	-----------	------	----

Investment Losses · Realised Capital Losses · Managed Investments · Host Plus-IFM-Australian Infrastructure

1/12/2021	li@armstrongadvisory.com.au	30/06/2020	Listed Security Sale	Accounted	5.35	Dr
-----------	-----------------------------	------------	----------------------	-----------	------	----

Investment Losses · Realised Capital Losses · Managed Investments · Hostplus Industry Super Property Trust-Property

1/12/2021	li@armstrongadvisory.com.au	30/06/2020	Listed Security Sale	Accounted	3.48	Dr
-----------	-----------------------------	------------	----------------------	-----------	------	----

Investment Losses · Realised Capital Losses · Managed Investments · hostplus infrastructure

1/12/2021	li@armstrongadvisory.com.au	30/06/2020	Listed Security Sale	Accounted	0.83	Dr
-----------	-----------------------------	------------	----------------------	-----------	------	----

Investment Losses · Realised Capital Losses · Managed Investments · Hostplus-indexed balanced

1/12/2021	li@armstrongadvisory.com.au	30/06/2020	Listed Security Sale	Accounted	4.07	Dr
-----------	-----------------------------	------------	----------------------	-----------	------	----

Other Expenses · Accountancy Fee

1/11/2021	li@armstrongadvisory.com.au	16/06/2020	Accountancy Fee	Accounted	1,045.00	Dr
-----------	-----------------------------	------------	-----------------	-----------	----------	----

Other Expenses · Adviser Fee

19/11/2021	li@armstrongadvisory.com.au	30/06/2020	Adviser Fee	Accounted	57.16	Dr
------------	-----------------------------	------------	-------------	-----------	-------	----

Other Expenses · Auditor Fee

1/11/2021	li@armstrongadvisory.com.au	16/06/2020	Fund General Expense	Accounted	275.00	Dr
-----------	-----------------------------	------------	----------------------	-----------	--------	----

Income Tax

Income Tax Expense · Income Tax Expense

1/12/2021	li@armstrongadvisory.com.au	30/06/2020	Fund Income Tax	Accounted	5,761.95	Dr
-----------	-----------------------------	------------	-----------------	-----------	----------	----

SDO Superannuation Fund
General Ledger Audit Trail
For the period from 1 July 2019 to 30 June 2020

Processed Date & User	Date	Description	State	Amount
-----------------------	------	-------------	-------	--------

Assets

Investments · Cash and Cash Equivalents · CBA 062692 53779755

2/11/2021	li@armstrongadvisory.com.au	18/07/2019	Investment Income	Accounted	65.71	Dr
2/11/2021	li@armstrongadvisory.com.au	18/08/2019	Investment Income	Accounted	21.15	Dr
2/11/2021	li@armstrongadvisory.com.au	18/08/2019	Term Deposit Acquisition	Accounted	1,000.00	Dr
2/11/2021	li@armstrongadvisory.com.au	18/01/2020	Investment Income	Accounted	82.06	Dr
2/11/2021	li@armstrongadvisory.com.au	18/01/2020	Term Deposit Acquisition	Accounted	26,000.00	Dr

Investments · Cash and Cash Equivalents · CBA TD 062692 54123854

19/10/2021	li@armstrongadvisory.com.au	4/03/2020	MISCELLANEOUS	Accounted	9,900.00	Cr
------------	-----------------------------	-----------	---------------	-----------	----------	----

Investments · Managed Investments · Host Plus - Super - Balanced (My Super)

22/10/2021	li@armstrongadvisory.com.au	20/01/2020	NETBANK BPAY Host Plus Pty Ltd	Accounted	5,120.00	Dr
1/12/2021	li@armstrongadvisory.com.au	30/06/2020	Listed Security Sale	Accounted	14.73	Cr
1/12/2021	li@armstrongadvisory.com.au	30/06/2020	Market Value Adjustment	Accounted	479.00	Cr

Investments · Managed Investments · Host Plus - Super - Property (No Pricing)

22/10/2021	li@armstrongadvisory.com.au	4/03/2020	NETBANK BPAY Host Plus Pty Ltd	Accounted	5,000.00	Dr
1/12/2021	li@armstrongadvisory.com.au	30/06/2020	Listed Security Sale	Accounted	7.50	Cr
1/12/2021	li@armstrongadvisory.com.au	30/06/2020	Market Value Adjustment	Accounted	139.00	Cr

Investments · Managed Investments · Host Plus-IFM-Australian Infrastructure

22/10/2021	li@armstrongadvisory.com.au	20/01/2020	NETBANK BPAY Host Plus Pty Ltd	Accounted	5,120.00	Dr
1/12/2021	li@armstrongadvisory.com.au	30/06/2020	Listed Security Sale	Accounted	14.70	Cr
1/12/2021	li@armstrongadvisory.com.au	30/06/2020	Market Value Adjustment	Accounted	400.02	Cr

Investments · Managed Investments · Hostplus Industry Super Property Trust-Property

22/10/2021	li@armstrongadvisory.com.au	20/01/2020	NETBANK BPAY Host Plus Pty Ltd	Accounted	5,120.00	Dr
1/12/2021	li@armstrongadvisory.com.au	30/06/2020	Listed Security Sale	Accounted	14.68	Cr
1/12/2021	li@armstrongadvisory.com.au	30/06/2020	Market Value Adjustment	Accounted	181.53	Cr

Investments · Managed Investments · hostplus infrastructure

22/10/2021	li@armstrongadvisory.com.au	4/03/2020	NETBANK BPAY Host Plus Pty Ltd	Accounted	5,190.00	Dr
1/12/2021	li@armstrongadvisory.com.au	30/06/2020	Listed Security Sale	Accounted	7.77	Cr
1/12/2021	li@armstrongadvisory.com.au	30/06/2020	Market Value Adjustment	Accounted	289.89	Cr

Investments · Managed Investments · Hostplus-indexed balanced

22/10/2021	li@armstrongadvisory.com.au	20/01/2020	NETBANK BPAY Host Plus Pty Ltd	Accounted	5,120.00	Dr
1/12/2021	li@armstrongadvisory.com.au	30/06/2020	Listed Security Sale	Accounted	14.75	Cr
1/12/2021	li@armstrongadvisory.com.au	30/06/2020	Market Value Adjustment	Accounted	420.74	Cr

SDO Superannuation Fund
General Ledger Audit Trail
For the period from 1 July 2019 to 30 June 2020

Processed Date & User	Date	Description	State	Amount
-----------------------	------	-------------	-------	--------

Assets

Investments · Other Fixed Interest Securities · Australian Government Treasury Bonds - Treasury Bond 5.75% 15-05-21

23/07/2021	li@armstrongadvisory.com.au	20/08/2019	COMMSEC COMMONWEALTH SEC	Accounted	5,528.45	Dr
1/12/2021	li@armstrongadvisory.com.au	30/06/2020	Market Value Adjustment	Accounted	254.45	Cr

Investments · Other Fixed Interest Securities · Australian Government Treasury Bonds - Treasury Bond 5.75% 15-07-22

23/07/2021	li@armstrongadvisory.com.au	20/08/2019	COMMSEC COMMONWEALTH SEC	Accounted	6,018.62	Dr
1/12/2021	li@armstrongadvisory.com.au	30/06/2020	Market Value Adjustment	Accounted	86.62	Cr

Investments · Other Fixed Interest Securities · Ing Term Deposit #50391492

19/10/2021	li@armstrongadvisory.com.au	1/07/2019	Investment Income	Accounted	3,386.90	Dr
19/10/2021	li@armstrongadvisory.com.au	2/07/2019	TRANSFER	Accounted	30,050.00	Dr
19/10/2021	li@armstrongadvisory.com.au	30/12/2019	Investment Income	Accounted	2,579.34	Dr
19/10/2021	li@armstrongadvisory.com.au	28/06/2020	Investment Income	Accounted	2,026.00	Dr
19/10/2021	li@armstrongadvisory.com.au	29/06/2020	TRANSFER OUT	Accounted	30,700.00	Dr

Investments · Other Fixed Interest Securities · Ing Term Deposit \$10K

17/11/2021	li@armstrongadvisory.com.au	1/01/2020	Investment Income	Accounted	306.72	Dr
17/11/2021	li@armstrongadvisory.com.au	2/01/2020	Term Deposit Redemption	Accounted	30,625.66	Cr

Investments · Other Fixed Interest Securities · Mercantile Investment Company Ltd - Bond 8.00% 10-07-21 Semi Sub

1/12/2021	li@armstrongadvisory.com.au	30/06/2020	Market Value Adjustment	Accounted	20.00	Cr
-----------	-----------------------------	------------	-------------------------	-----------	-------	----

Investments · Shares in Listed Companies · AGL Energy Limited.

1/12/2021	li@armstrongadvisory.com.au	30/06/2020	Market Value Adjustment	Accounted	62.16	Cr
-----------	-----------------------------	------------	-------------------------	-----------	-------	----

Investments · Shares in Listed Companies · AMP Limited

1/12/2021	li@armstrongadvisory.com.au	30/06/2020	Market Value Adjustment	Accounted	114.74	Cr
-----------	-----------------------------	------------	-------------------------	-----------	--------	----

Investments · Shares in Listed Companies · Aurizon Holdings Limited

1/12/2021	li@armstrongadvisory.com.au	30/06/2020	Market Value Adjustment	Accounted	410.88	Cr
-----------	-----------------------------	------------	-------------------------	-----------	--------	----

Investments · Shares in Listed Companies · BHP Group Limited

1/12/2021	li@armstrongadvisory.com.au	30/06/2020	Market Value Adjustment	Accounted	534.00	Cr
-----------	-----------------------------	------------	-------------------------	-----------	--------	----

Investments · Shares in Listed Companies · Brambles Limited

18/11/2021	Corporate Actions Announcement	22/10/2019	Capital Return: 12 cents per unit	Accounted	6.36	Cr
1/12/2021	li@armstrongadvisory.com.au	30/06/2020	Market Value Adjustment	Accounted	100.17	Cr

Investments · Shares in Listed Companies · Coles Group Limited.

1/12/2021	li@armstrongadvisory.com.au	30/06/2020	Market Value Adjustment	Accounted	49.66	Dr
-----------	-----------------------------	------------	-------------------------	-----------	-------	----

Investments · Shares in Listed Companies · Commonwealth Bank Of Australia.

17/11/2021	li@armstrongadvisory.com.au	31/03/2020	Investment Income	Accounted	117.70	Dr
------------	-----------------------------	------------	-------------------	-----------	--------	----

SDO Superannuation Fund
General Ledger Audit Trail
For the period from 1 July 2019 to 30 June 2020

Processed Date & User	Date	Description	State	Amount
-----------------------	------	-------------	-------	--------

Assets

Investments · Shares in Listed Companies · Commonwealth Bank Of Australia.

1/12/2021	li@armstrongadvisory.com.au	30/06/2020	Market Value Adjustment	Accounted	221.96	Cr
-----------	-----------------------------	------------	-------------------------	-----------	--------	----

Investments · Shares in Listed Companies · Crown Resorts Limited

1/12/2021	li@armstrongadvisory.com.au	30/06/2020	Market Value Adjustment	Accounted	94.52	Cr
-----------	-----------------------------	------------	-------------------------	-----------	-------	----

Investments · Shares in Listed Companies · CSL Limited

23/07/2021	li@armstrongadvisory.com.au	20/08/2019	COMMSEC COMMONWEALTH SEC	Accounted	713.30	Dr
1/12/2021	li@armstrongadvisory.com.au	30/06/2020	Market Value Adjustment	Accounted	435.70	Dr

Investments · Shares in Listed Companies · James Hardie Industries PLC - Chess Depository Interests 1:1

23/07/2021	li@armstrongadvisory.com.au	20/08/2019	COMMSEC COMMONWEALTH SEC	Accounted	676.84	Dr
1/12/2021	li@armstrongadvisory.com.au	30/06/2020	Market Value Adjustment	Accounted	121.24	Dr

Investments · Shares in Listed Companies · Macquarie Group Limited

1/12/2021	li@armstrongadvisory.com.au	30/06/2020	Market Value Adjustment	Accounted	40.74	Cr
-----------	-----------------------------	------------	-------------------------	-----------	-------	----

Investments · Shares in Listed Companies · National Australia Bank Limited

23/07/2021	li@armstrongadvisory.com.au	20/08/2019	COMMSEC COMMONWEALTH SEC	Accounted	666.44	Dr
1/12/2021	li@armstrongadvisory.com.au	30/06/2020	Market Value Adjustment	Accounted	509.66	Cr

Investments · Shares in Listed Companies · Newcrest Mining Limited

18/11/2021	li@armstrongadvisory.com.au	27/03/2020	Investment Income	Accounted	27.88	Dr
1/12/2021	li@armstrongadvisory.com.au	30/06/2020	Market Value Adjustment	Accounted	50.95	Cr

Investments · Shares in Listed Companies · Rio Tinto Limited

19/11/2021	li@armstrongadvisory.com.au	19/09/2019	Investment Income	Accounted	120.70	Dr
18/11/2021	li@armstrongadvisory.com.au	16/04/2020	Investment Income	Accounted	270.21	Dr
1/12/2021	li@armstrongadvisory.com.au	30/06/2020	Market Value Adjustment	Accounted	243.31	Cr

Investments · Shares in Listed Companies · Seven Group Holdings Limited

1/12/2021	li@armstrongadvisory.com.au	30/06/2020	Market Value Adjustment	Accounted	77.29	Cr
-----------	-----------------------------	------------	-------------------------	-----------	-------	----

Investments · Shares in Listed Companies · South32 Limited

1/12/2021	li@armstrongadvisory.com.au	30/06/2020	Market Value Adjustment	Accounted	2,490.90	Cr
-----------	-----------------------------	------------	-------------------------	-----------	----------	----

Investments · Shares in Listed Companies · Suncorp Group Limited

19/11/2021	li@armstrongadvisory.com.au	25/09/2019	Investment Income	Accounted	19.70	Dr
23/07/2021	Corporate Actions Announcement	24/10/2019	Suncorp Group Limited - Capital Return	Accounted	26.52	Cr
19/11/2021	li@armstrongadvisory.com.au	31/03/2020	Investment Income	Accounted	13.10	Dr
1/12/2021	li@armstrongadvisory.com.au	30/06/2020	Market Value Adjustment	Accounted	258.43	Cr

Investments · Shares in Listed Companies · Telstra Corporation Limited.

SDO Superannuation Fund
General Ledger Audit Trail
For the period from 1 July 2019 to 30 June 2020

Processed Date & User	Date	Description	State	Amount
-----------------------	------	-------------	-------	--------

Assets

Investments · Shares in Listed Companies · Telstra Corporation Limited.

1/12/2021	li@armstrongadvisory.com.au	30/06/2020	Market Value Adjustment	Accounted	83.52	Cr
-----------	-----------------------------	------------	-------------------------	-----------	-------	----

Investments · Shares in Listed Companies · Wesfarmers Limited

1/12/2021	li@armstrongadvisory.com.au	30/06/2020	Market Value Adjustment	Accounted	112.71	Dr
-----------	-----------------------------	------------	-------------------------	-----------	--------	----

Investments · Shares in Listed Companies · Westpac Banking Corporation

1/12/2021	li@armstrongadvisory.com.au	30/06/2020	Market Value Adjustment	Accounted	176.97	Cr
-----------	-----------------------------	------------	-------------------------	-----------	--------	----

Investments · Shares in Listed Companies · Woolworths Group Limited

1/12/2021	li@armstrongadvisory.com.au	30/06/2020	Market Value Adjustment	Accounted	81.00	Dr
-----------	-----------------------------	------------	-------------------------	-----------	-------	----

Investments · Stapled Securities · APA Group - Fully Paid Units Stapled Securities

23/07/2021	li@armstrongadvisory.com.au	20/08/2019	COMMSEC COMMONWEALTH SEC	Accounted	675.02	Dr
------------	-----------------------------	------------	--------------------------	-----------	--------	----

1/12/2021	li@armstrongadvisory.com.au	30/06/2020	Market Value Adjustment	Accounted	15.04	Dr
-----------	-----------------------------	------------	-------------------------	-----------	-------	----

Investments · Stapled Securities · Goodman Group - Fully Paid Ordinary · Units Stapled Securities

23/07/2021	li@armstrongadvisory.com.au	20/08/2019	COMMSEC COMMONWEALTH SEC	Accounted	667.04	Dr
------------	-----------------------------	------------	--------------------------	-----------	--------	----

1/12/2021	li@armstrongadvisory.com.au	30/06/2020	Market Value Adjustment	Accounted	13.64	Cr
-----------	-----------------------------	------------	-------------------------	-----------	-------	----

Investments · Stapled Securities · Transurban Group - Fully Paid Ordinary · Units Stapled Securities

23/07/2021	li@armstrongadvisory.com.au	20/08/2019	COMMSEC COMMONWEALTH SEC	Accounted	668.80	Dr
------------	-----------------------------	------------	--------------------------	-----------	--------	----

1/12/2021	li@armstrongadvisory.com.au	30/06/2020	Market Value Adjustment	Accounted	47.08	Cr
-----------	-----------------------------	------------	-------------------------	-----------	-------	----

Other Assets · Cash At Bank · SDO Super Fund CBA #11448464

2/07/2019	Automated Feed	1/07/2019	DEPOSIT INTEREST	Accounted	1.74	Dr
-----------	----------------	-----------	------------------	-----------	------	----

4/07/2019	Automated Feed	3/07/2019	DV201-00480228 NAB INTERIM DIV	Accounted	27.39	Dr
-----------	----------------	-----------	--------------------------------	-----------	-------	----

4/07/2019	Automated Feed	3/07/2019	S00019135446 MQG	Accounted	21.60	Dr
-----------	----------------	-----------	------------------	-----------	-------	----

28/07/2019	Automated Feed	27/07/2019	from sav to cdia NETBANK TFR	Accounted	5,100.00	Dr
------------	----------------	------------	------------------------------	-----------	----------	----

19/08/2019	Automated Feed	18/08/2019	Transfer Out Admin Debit Transfer	Accounted	1,000.00	Cr
------------	----------------	------------	-----------------------------------	-----------	----------	----

20/08/2019	Automated Feed	19/08/2019	from sav to cdia NETBANK TFR	Accounted	3,230.00	Dr
------------	----------------	------------	------------------------------	-----------	----------	----

21/08/2019	Automated Feed	20/08/2019	from chq to cdia NETBANK TFR	Accounted	6,734.00	Dr
------------	----------------	------------	------------------------------	-----------	----------	----

21/08/2019	Automated Feed	20/08/2019	from chq to cdia NETBANK TFR	Accounted	100.00	Dr
------------	----------------	------------	------------------------------	-----------	--------	----

23/08/2019	Automated Feed	22/08/2019	COMMSEC COMMONWEALTH SEC	Accounted	15,614.51	Cr
------------	----------------	------------	--------------------------	-----------	-----------	----

21/09/2019	Automated Feed	20/09/2019	001233318118 AGL FNL DIV	Accounted	13.44	Dr
------------	----------------	------------	--------------------------	-----------	-------	----

24/09/2019	Automated Feed	23/09/2019	SEP19-00829599 AZJ LIMITED	Accounted	106.14	Dr
------------	----------------	------------	----------------------------	-----------	--------	----

26/09/2019	Automated Feed - Modified by superip-internal/integration-service	25/09/2019	AF380-00984826 BHP GROUP DIV	Accounted	113.70	Dr
------------	---	------------	------------------------------	-----------	--------	----

27/09/2019	Automated Feed	26/09/2019	FIN19-01098877 COLES GROUP LTD	Accounted	4.62	Dr
------------	----------------	------------	--------------------------------	-----------	------	----

27/09/2019	Automated Feed	26/09/2019	001232908493 TLS FNL DIV	Accounted	9.28	Dr
------------	----------------	------------	--------------------------	-----------	------	----

1/10/2019	Automated Feed	30/09/2019	001233805509 WOW FNL DIV	Accounted	11.40	Dr
-----------	----------------	------------	--------------------------	-----------	-------	----

2/10/2019	Automated Feed	1/10/2019	DEPOSIT INTEREST	Accounted	0.26	Dr
-----------	----------------	-----------	------------------	-----------	------	----

5/10/2019	Automated Feed	4/10/2019	OCT19-00817555 CWN INTEREST	Accounted	10.20	Dr
-----------	----------------	-----------	-----------------------------	-----------	-------	----

10/10/2019	Automated Feed	9/10/2019	FIN19-00985443 WESFARMERS LTD	Accounted	10.14	Dr
------------	----------------	-----------	-------------------------------	-----------	-------	----

11/10/2019	Automated Feed	10/10/2019	AF006-00950469 SOUTH32 DIVIDEND	Accounted	89.70	Dr
------------	----------------	------------	---------------------------------	-----------	-------	----

11/10/2019	Automated Feed	10/10/2019	S00019135446 BRAMBLES LIMITED	Accounted	7.69	Dr
------------	----------------	------------	-------------------------------	-----------	------	----

SDO Superannuation Fund
General Ledger Audit Trail
For the period from 1 July 2019 to 30 June 2020

Processed Date & User	Date	Description	State	Amount
-----------------------	------	-------------	-------	--------

Assets

Other Assets - Cash At Bank - SDO Super Fund CBA #11448464

12/10/2019	Automated Feed	11/10/2019	S00019135446 SEVEN GROUP	Accounted	12.39	Dr
12/10/2019	Automated Feed	11/10/2019	19AUD-00845631 CSL LTD DIVIDEND	Accounted	10.18	Dr
23/10/2019	Automated Feed	22/10/2019	S00019135446 BRAMBLES LIMITED	Accounted	15.37	Dr
25/10/2019	Automated Feed	24/10/2019	001235045986 SUN CAP RETURN	Accounted	26.52	Dr
16/11/2019	Automated Feed	15/11/2019	14INT-00800047 AOFM TREAS BONDS	Accounted	143.75	Dr
13/12/2019	Automated Feed	12/12/2019	DV202-00476805 NAB FINAL DIV	Accounted	47.31	Dr
19/12/2019	Automated Feed	18/12/2019	S00019135446 MQG Dividend	Accounted	15.00	Dr
21/12/2019	Automated Feed	20/12/2019	DEC19-00806246 JAMES HARDIE IND	Accounted	4.26	Dr
21/12/2019	Automated Feed	20/12/2019	001235812580 WBC DIVIDEND	Accounted	13.60	Dr
1/01/2020	Automated Feed	31/12/2019	001236516786 MVTHA INT	Accounted	40.33	Dr
9/01/2020	Automated Feed	8/01/2020	from chq to cdia CommBank app TFR	Accounted	25,240.00	Dr
16/01/2020	Automated Feed	15/01/2020	17INT-00800031 AOFM TREAS BONDS	Accounted	149.50	Dr
19/01/2020	Automated Feed	18/01/2020	Transfer Out Admin Debit Transfer	Accounted	26,000.00	Cr
20/01/2020	Automated Feed	19/01/2020	from chq to cdia NETBANK TFR	Accounted	500.00	Dr
20/01/2020	Automated Feed	19/01/2020	to cdia from sav NETBANK TFR	Accounted	1,940.00	Dr
20/01/2020	Automated Feed	19/01/2020	from chq to cdia NETBANK TFR	Accounted	18,019.00	Dr
22/01/2020	Automated Feed	20/01/2020	NETBANK BPAY Host Plus Pty Ltd	Accounted	20,480.00	Cr
16/02/2020	Automated Feed	14/02/2020	AUI20-00824664 TCL DIV-DIST	Accounted	13.64	Dr
26/02/2020	Automated Feed	25/02/2020	FEB20-00807618 GOODMAN GROUP	Accounted	6.60	Dr
6/03/2020	Automated Feed	4/03/2020	NETBANK BPAY Host Plus Pty Ltd	Accounted	10,190.00	Cr
6/03/2020	Automated Feed	4/03/2020	MISCELLANEOUS	Accounted	10,035.50	Dr
13/03/2020	Automated Feed	11/03/2020	001237239157 APA DST	Accounted	14.26	Dr
25/03/2020	Automated Feed	23/03/2020	MAR20-00828955 AZJ LIMITED	Accounted	117.27	Dr
26/03/2020	Automated Feed	24/03/2020	AI381-00981346 BHP GROUP DIV	Accounted	99.40	Dr
28/03/2020	Automated Feed	27/03/2020	001239710933 AGL ITM DIV	Accounted	9.87	Dr
28/03/2020	Automated Feed	27/03/2020	INT20-01076236 COLES GROUP LTD	Accounted	3.90	Dr
28/03/2020	Automated Feed	27/03/2020	001239108620 TLS ITM DIV	Accounted	9.28	Dr
1/04/2020	Automated Feed	31/03/2020	INT20-00982280 WESFARMERS LTD	Accounted	9.75	Dr
3/04/2020	Automated Feed	2/04/2020	RAU20-00946837 SOUTH32 DIVIDEND	Accounted	73.14	Dr
11/04/2020	Automated Feed	9/04/2020	001240566789 WOW ITM DIV	Accounted	9.20	Dr
11/04/2020	Automated Feed	9/04/2020	20AUD-00943489 CSL LTD DIVIDEND	Accounted	10.30	Dr
11/04/2020	Automated Feed	9/04/2020	S00019135446 BRAMBLES LIMITED	Accounted	7.09	Dr
19/04/2020	Automated Feed	17/04/2020	20APR-00817026 CWN DIVIDEND	Accounted	10.20	Dr
21/04/2020	Automated Feed	20/04/2020	S00019135446 SEVEN GROUP	Accounted	12.39	Dr
17/05/2020	Automated Feed	15/05/2020	21INT-00800057 AOFM TREAS BONDS	Accounted	143.75	Dr
5/06/2020	Automated Feed	4/06/2020	from TTFM 4 super NETBANK TFR	Accounted	3,500.00	Dr
6/06/2020	Automated Feed	5/06/2020	ch to cdia 4 super NETBANK TFR	Accounted	16,000.00	Dr
1/07/2020	Automated Feed	30/06/2020	001242154605 MVTHA INT	Accounted	39.78	Dr

Other Assets - Cash At Bank - SDO Super Fund ING#60352768

19/10/2021	li@armstrongadvisory.com.au	2/07/2019	TRANSFER	Accounted	30,050.00	Cr
19/10/2021	li@armstrongadvisory.com.au	31/07/2019	INTEREST	Accounted	1.05	Dr
19/10/2021	li@armstrongadvisory.com.au	31/08/2019	INTEREST	Accounted	0.02	Dr
19/10/2021	li@armstrongadvisory.com.au	30/09/2019	INTEREST	Accounted	0.02	Dr
19/10/2021	li@armstrongadvisory.com.au	31/10/2019	INTEREST	Accounted	0.02	Dr

SDO Superannuation Fund
General Ledger Audit Trail
For the period from 1 July 2019 to 30 June 2020

Processed Date & User	Date	Description	State	Amount
-----------------------	------	-------------	-------	--------

Assets

Other Assets · Cash At Bank · SDO Super Fund ING#60352768

19/10/2021	li@armstrongadvisory.com.au	30/11/2019	INTEREST	Accounted	0.01	Dr
19/10/2021	li@armstrongadvisory.com.au	31/12/2019	INTEREST	Accounted	0.02	Dr
19/10/2021	li@armstrongadvisory.com.au	2/01/2020	TRANSFER	Accounted	30,625.66	Dr
19/10/2021	li@armstrongadvisory.com.au	31/01/2020	INTEREST	Accounted	18.89	Dr
19/10/2021	li@armstrongadvisory.com.au	29/02/2020	INTEREST	Accounted	18.27	Dr
19/10/2021	li@armstrongadvisory.com.au	31/03/2020	INTEREST	Accounted	14.71	Dr
19/10/2021	li@armstrongadvisory.com.au	30/04/2020	INTEREST	Accounted	6.31	Dr
19/10/2021	li@armstrongadvisory.com.au	31/05/2020	INTEREST	Accounted	6.52	Dr
19/10/2021	li@armstrongadvisory.com.au	29/06/2020	TRANSFER OUT	Accounted	30,700.00	Cr
19/10/2021	li@armstrongadvisory.com.au	30/06/2020	INTEREST	Accounted	5.89	Dr

Other Assets · DRP Residual · Commonwealth Bank Of Australia.

17/11/2021	li@armstrongadvisory.com.au	26/09/2019	CBA 231C FRANKED@30%; DRP NIL DISCOUNT	Accounted	30.03	Dr
17/11/2021	li@armstrongadvisory.com.au	31/03/2020	Investment Income	Accounted	91.70	Cr

Other Assets · DRP Residual · Newcrest Mining Limited

19/11/2021	li@armstrongadvisory.com.au	26/09/2019	Investment Income	Accounted	27.90	Dr
18/11/2021	li@armstrongadvisory.com.au	27/03/2020	Investment Income	Accounted	13.12	Cr

Other Assets · DRP Residual · Rio Tinto Limited

19/11/2021	li@armstrongadvisory.com.au	19/09/2019	Investment Income	Accounted	60.78	Dr
18/11/2021	li@armstrongadvisory.com.au	16/04/2020	Investment Income	Accounted	56.87	Cr

Other Assets · DRP Residual · Suncorp Group Limited

19/11/2021	li@armstrongadvisory.com.au	25/09/2019	Investment Income	Accounted	9.34	Dr
19/11/2021	li@armstrongadvisory.com.au	31/03/2020	Investment Income	Accounted	4.32	Dr

Other Assets · Receivables · Capital Return Receivable · Shares in Listed Companies · Brambles Limited

18/11/2021	Corporate Actions Announcement	22/10/2019	Capital Return: 12 cents per unit	Accounted	6.36	Dr
19/11/2021	Evidence Match	22/10/2019	Capital Return: 12 cents per unit	Accounted	6.36	Cr

Other Assets · Receivables · Capital Return Receivable · Shares in Listed Companies · Suncorp Group Limited

23/07/2021	Corporate Actions Announcement	24/10/2019	Suncorp Group Limited - Capital Return	Accounted	26.52	Dr
23/07/2021	Evidence Match	24/10/2019	Suncorp Group Limited - Capital Return	Accounted	26.52	Cr

Other Assets · Receivables · Investment Income Receivable · Distributions · Stapled Securities · Transurban Group - Ful

23/07/2021	li@armstrongadvisory.com.au	14/02/2020	AUI20-00824664 TCL DIV-DIST	Accounted	12.76	Dr
19/11/2021	Evidence Match	14/02/2020	AUI20-00824664 TCL DIV-DIST	Accounted	12.76	Cr

SDO Superannuation Fund
General Ledger Audit Trail
For the period from 1 July 2019 to 30 June 2020

Processed Date & User	Date	Description	State	Amount	
Assets					
Other Assets · Receivables · Investment Income Receivable · Distributions · Stapled Securities · Transurban Group - Ful					
1/12/2021	li@armstrongadvisory.com.au	30/06/2020	Investment Income	Accounted	7.04 Dr
Other Assets · Receivables · Investment Income Receivable · Dividends · Shares in Listed Companies · AGL Energy Lim					
23/07/2021	li@armstrongadvisory.com.au	20/09/2019	001233318118 AGL FNL DIV	Accounted	13.44 Dr
23/07/2021	Evidence Match	20/09/2019	001233318118 AGL FNL DIV	Accounted	13.44 Cr
23/07/2021	li@armstrongadvisory.com.au	27/03/2020	001239710933 AGL ITM DIV	Accounted	9.87 Dr
23/07/2021	Evidence Match	27/03/2020	001239710933 AGL ITM DIV	Accounted	9.87 Cr
Other Assets · Receivables · Investment Income Receivable · Dividends · Shares in Listed Companies · Aurizon Holding					
23/07/2021	li@armstrongadvisory.com.au	23/09/2019	SEP19-00829599 AZJ LIMITED	Accounted	106.14 Dr
23/07/2021	Evidence Match	23/09/2019	SEP19-00829599 AZJ LIMITED	Accounted	106.14 Cr
23/07/2021	li@armstrongadvisory.com.au	23/03/2020	MAR20-00828955 AZJ LIMITED	Accounted	117.27 Dr
23/07/2021	Evidence Match	23/03/2020	MAR20-00828955 AZJ LIMITED	Accounted	117.27 Cr
Other Assets · Receivables · Investment Income Receivable · Dividends · Shares in Listed Companies · BHP Group Limi					
23/07/2021	li@armstrongadvisory.com.au	25/09/2019	AF380-00984826 BHP GROUP DIV	Accounted	113.70 Dr
23/07/2021	Evidence Match	25/09/2019	AF380-00984826 BHP GROUP DIV	Accounted	113.70 Cr
23/07/2021	li@armstrongadvisory.com.au	24/03/2020	AI381-00981346 BHP GROUP DIV	Accounted	99.40 Dr
23/07/2021	Evidence Match	24/03/2020	AI381-00981346 BHP GROUP DIV	Accounted	99.40 Cr
Other Assets · Receivables · Investment Income Receivable · Dividends · Shares in Listed Companies · Brambles Limite					
23/07/2021	li@armstrongadvisory.com.au	10/10/2019	S00019135446 BRAMBLES LIMITED	Accounted	7.69 Dr
23/07/2021	Evidence Match	10/10/2019	S00019135446 BRAMBLES LIMITED	Accounted	7.69 Cr
23/07/2021	li@armstrongadvisory.com.au	22/10/2019	S00019135446 BRAMBLES LIMITED	Accounted	9.01 Dr
19/11/2021	Evidence Match	22/10/2019	S00019135446 BRAMBLES LIMITED	Accounted	9.01 Cr
23/07/2021	li@armstrongadvisory.com.au	9/04/2020	S00019135446 BRAMBLES LIMITED	Accounted	7.09 Dr
23/07/2021	Evidence Match	9/04/2020	S00019135446 BRAMBLES LIMITED	Accounted	7.09 Cr
Other Assets · Receivables · Investment Income Receivable · Dividends · Shares in Listed Companies · Coles Group Lin					
23/07/2021	li@armstrongadvisory.com.au	26/09/2019	FIN19-01098877 COLES GROUP LTD	Accounted	4.62 Dr
23/07/2021	Evidence Match	26/09/2019	FIN19-01098877 COLES GROUP LTD	Accounted	4.62 Cr
23/07/2021	li@armstrongadvisory.com.au	27/03/2020	INT20-01076236 COLES GROUP LTD	Accounted	3.90 Dr
23/07/2021	Evidence Match	27/03/2020	INT20-01076236 COLES GROUP LTD	Accounted	3.90 Cr
Other Assets · Receivables · Investment Income Receivable · Dividends · Shares in Listed Companies · Commonwealth					
17/11/2021	li@armstrongadvisory.com.au	26/09/2019	CBA 231C FRANKED@30%; DRP NIL DISCOUNT	Accounted	30.03 Dr
17/11/2021	Evidence Match	26/09/2019	CBA 231C FRANKED@30%; DRP NIL DISCOUNT	Accounted	30.03 Cr
17/11/2021	li@armstrongadvisory.com.au	31/03/2020	Investment Income	Accounted	26.00 Dr
17/11/2021	Evidence Match	31/03/2020	Investment Income	Accounted	26.00 Cr
Other Assets · Receivables · Investment Income Receivable · Dividends · Shares in Listed Companies · Crown Resorts I					
18/11/2021	li@armstrongadvisory.com.au	4/10/2019	OCT19-00817555 CWN INTEREST	Accounted	10.20 Dr
18/11/2021	Evidence Match	4/10/2019	OCT19-00817555 CWN INTEREST	Accounted	10.20 Cr

SDO Superannuation Fund
General Ledger Audit Trail
For the period from 1 July 2019 to 30 June 2020

Processed Date & User	Date	Description	State	Amount
-----------------------	------	-------------	-------	--------

Assets

Other Assets · Receivables · Investment Income Receivable · Dividends · Shares in Listed Companies · Crown Resorts I

23/07/2021	li@armstrongadvisory.com.au	17/04/2020	20APR-00817026 CWN DIVIDEND	Accounted	10.20	Dr
23/07/2021	Evidence Match	17/04/2020	20APR-00817026 CWN DIVIDEND	Accounted	10.20	Cr

Other Assets · Receivables · Investment Income Receivable · Dividends · Shares in Listed Companies · CSL Limited

23/07/2021	li@armstrongadvisory.com.au	11/10/2019	19AUD-00845631 CSL LTD DIVIDEND	Accounted	10.18	Dr
23/07/2021	Evidence Match	11/10/2019	19AUD-00845631 CSL LTD DIVIDEND	Accounted	10.18	Cr
23/07/2021	li@armstrongadvisory.com.au	9/04/2020	20AUD-00943489 CSL LTD DIVIDEND	Accounted	10.30	Dr
23/07/2021	Evidence Match	9/04/2020	20AUD-00943489 CSL LTD DIVIDEND	Accounted	10.30	Cr

Other Assets · Receivables · Investment Income Receivable · Dividends · Shares in Listed Companies · James Hardie In

23/07/2021	li@armstrongadvisory.com.au	20/12/2019	DEC19-00806246 JAMES HARDIE IND	Accounted	4.26	Dr
23/07/2021	Evidence Match	20/12/2019	DEC19-00806246 JAMES HARDIE IND	Accounted	4.26	Cr

Other Assets · Receivables · Investment Income Receivable · Dividends · Shares in Listed Companies · Macquarie Grou

12/05/2020	Income Announcement	3/07/2019	MQG 162C FR@30%; 198C CFI; DRP NIL DISC	Accounted	21.60	Dr
12/05/2020	Evidence Match	3/07/2019	MQG 162C FR@30%; 198C CFI; DRP NIL DISC	Accounted	21.60	Cr
23/07/2021	li@armstrongadvisory.com.au	18/12/2019	S00019135446 MQG Dividend	Accounted	15.00	Dr
23/07/2021	Evidence Match	18/12/2019	S00019135446 MQG Dividend	Accounted	15.00	Cr

Other Assets · Receivables · Investment Income Receivable · Dividends · Shares in Listed Companies · National Austral

12/05/2020	Income Announcement	3/07/2019	NAB 83C FR@ 30%; DRP; BSP NIL DISCOUNT	Accounted	27.39	Dr
12/05/2020	Evidence Match	3/07/2019	NAB 83C FR@ 30%; DRP; BSP NIL DISCOUNT	Accounted	27.39	Cr
23/07/2021	li@armstrongadvisory.com.au	12/12/2019	DV202-00476805 NAB FINAL DIV	Accounted	47.31	Dr
23/07/2021	Evidence Match	12/12/2019	DV202-00476805 NAB FINAL DIV	Accounted	47.31	Cr

Other Assets · Receivables · Investment Income Receivable · Dividends · Shares in Listed Companies · Newcrest Mining

19/11/2021	li@armstrongadvisory.com.au	26/09/2019	Investment Income	Accounted	27.90	Dr
19/11/2021	Evidence Match	26/09/2019	Investment Income	Accounted	27.90	Cr
18/11/2021	li@armstrongadvisory.com.au	27/03/2020	Investment Income	Accounted	14.76	Dr
18/11/2021	Evidence Match	27/03/2020	Investment Income	Accounted	14.76	Cr

Other Assets · Receivables · Investment Income Receivable · Dividends · Shares in Listed Companies · Rio Tinto Limite

19/11/2021	li@armstrongadvisory.com.au	19/09/2019	Investment Income	Accounted	181.48	Dr
19/11/2021	Evidence Match	19/09/2019	Investment Income	Accounted	181.48	Cr
18/11/2021	li@armstrongadvisory.com.au	16/04/2020	Investment Income	Accounted	213.34	Dr
18/11/2021	Evidence Match	16/04/2020	Investment Income	Accounted	213.34	Cr

Other Assets · Receivables · Investment Income Receivable · Dividends · Shares in Listed Companies · Seven Group Ho

23/07/2021	li@armstrongadvisory.com.au	11/10/2019	S00019135446 SEVEN GROUP	Accounted	12.39	Dr
23/07/2021	Evidence Match	11/10/2019	S00019135446 SEVEN GROUP	Accounted	12.39	Cr
23/07/2021	li@armstrongadvisory.com.au	20/04/2020	S00019135446 SEVEN GROUP	Accounted	12.39	Dr
23/07/2021	Evidence Match	20/04/2020	S00019135446 SEVEN GROUP	Accounted	12.39	Cr

Other Assets · Receivables · Investment Income Receivable · Dividends · Shares in Listed Companies · South32 Limited

SDO Superannuation Fund
General Ledger Audit Trail
For the period from 1 July 2019 to 30 June 2020

Processed Date & User	Date	Description	State	Amount
-----------------------	------	-------------	-------	--------

Assets

Other Assets · Receivables · Investment Income Receivable · Dividends · Shares in Listed Companies · South32 Limited

23/07/2021	li@armstrongadvisory.com.au	10/10/2019	AF006-00950469 SOUTH32 DIVIDEND	Accounted	89.70	Dr
23/07/2021	Evidence Match	10/10/2019	AF006-00950469 SOUTH32 DIVIDEND	Accounted	89.70	Cr
23/07/2021	li@armstrongadvisory.com.au	2/04/2020	RAU20-00946837 SOUTH32 DIVIDEND	Accounted	73.14	Dr
23/07/2021	Evidence Match	2/04/2020	RAU20-00946837 SOUTH32 DIVIDEND	Accounted	73.14	Cr

Other Assets · Receivables · Investment Income Receivable · Dividends · Shares in Listed Companies · Suncorp Group

19/11/2021	li@armstrongadvisory.com.au	25/09/2019	Investment Income	Accounted	29.04	Dr
19/11/2021	Evidence Match	25/09/2019	Investment Income	Accounted	29.04	Cr
19/11/2021	li@armstrongadvisory.com.au	31/03/2020	Investment Income	Accounted	17.42	Dr
19/11/2021	Evidence Match	31/03/2020	Investment Income	Accounted	17.42	Cr

Other Assets · Receivables · Investment Income Receivable · Dividends · Shares in Listed Companies · Telstra Corporat

23/07/2021	li@armstrongadvisory.com.au	26/09/2019	001232908493 TLS FNL DIV	Accounted	9.28	Dr
23/07/2021	Evidence Match	26/09/2019	001232908493 TLS FNL DIV	Accounted	9.28	Cr
23/07/2021	li@armstrongadvisory.com.au	27/03/2020	001239108620 TLS ITM DIV	Accounted	9.28	Dr
23/07/2021	Evidence Match	27/03/2020	001239108620 TLS ITM DIV	Accounted	9.28	Cr

Other Assets · Receivables · Investment Income Receivable · Dividends · Shares in Listed Companies · Wesfarmers Lim

23/07/2021	li@armstrongadvisory.com.au	9/10/2019	FIN19-00985443 WESFARMERS LTD	Accounted	10.14	Dr
23/07/2021	Evidence Match	9/10/2019	FIN19-00985443 WESFARMERS LTD	Accounted	10.14	Cr
23/07/2021	li@armstrongadvisory.com.au	31/03/2020	INT20-00982280 WESFARMERS LTD	Accounted	9.75	Dr
23/07/2021	Evidence Match	31/03/2020	INT20-00982280 WESFARMERS LTD	Accounted	9.75	Cr

Other Assets · Receivables · Investment Income Receivable · Dividends · Shares in Listed Companies · Westpac Bankin

23/07/2021	li@armstrongadvisory.com.au	20/12/2019	001235812580 WBC DIVIDEND	Accounted	13.60	Dr
23/07/2021	Evidence Match	20/12/2019	001235812580 WBC DIVIDEND	Accounted	13.60	Cr

Other Assets · Receivables · Investment Income Receivable · Dividends · Shares in Listed Companies · Woolworths Gro

23/07/2021	li@armstrongadvisory.com.au	30/09/2019	001233805509 WOW FNL DIV	Accounted	11.40	Dr
23/07/2021	Evidence Match	30/09/2019	001233805509 WOW FNL DIV	Accounted	11.40	Cr
23/07/2021	li@armstrongadvisory.com.au	9/04/2020	001240566789 WOW ITM DIV	Accounted	9.20	Dr
23/07/2021	Evidence Match	9/04/2020	001240566789 WOW ITM DIV	Accounted	9.20	Cr

Other Assets · Receivables · Investment Income Receivable · Dividends · Stapled Securities · APA Group - Fully Paid Ur

23/07/2021	li@armstrongadvisory.com.au	11/03/2020	001237239157 APA DST	Accounted	14.26	Dr
23/07/2021	Evidence Match	11/03/2020	001237239157 APA DST	Accounted	14.26	Cr

Other Assets · Receivables · Investment Income Receivable · Dividends · Stapled Securities · Goodman Group - Fully Pa

23/07/2021	li@armstrongadvisory.com.au	25/02/2020	FEB20-00807618 GOODMAN GROUP	Accounted	6.60	Dr
23/07/2021	Evidence Match	25/02/2020	FEB20-00807618 GOODMAN GROUP	Accounted	6.60	Cr

Other Assets · Receivables · Investment Income Receivable · Dividends · Stapled Securities · Transurban Group - Fully

18/11/2021	li@armstrongadvisory.com.au	14/02/2020	Investment Income	Accounted	0.88	Dr
19/11/2021	Evidence Match	14/02/2020	Investment Income	Accounted	0.88	Cr

SDO Superannuation Fund
General Ledger Audit Trail
For the period from 1 July 2019 to 30 June 2020

Processed Date & User	Date	Description	State	Amount
-----------------------	------	-------------	-------	--------

Assets

Other Assets · Receivables · Investment Income Receivable · Interest · Cash and Cash Equivalents · CBA 062692 537797

2/11/2021	Evidence Match	18/07/2019	Investment Income	Accounted	65.71	Cr
2/11/2021	li@armstrongadvisory.com.au	18/07/2019	Investment Income	Accounted	65.71	Dr
2/11/2021	Evidence Match	18/08/2019	Investment Income	Accounted	21.15	Cr
2/11/2021	li@armstrongadvisory.com.au	18/08/2019	Investment Income	Accounted	21.15	Dr
2/11/2021	Evidence Match	18/01/2020	Investment Income	Accounted	82.06	Cr
2/11/2021	li@armstrongadvisory.com.au	18/01/2020	Investment Income	Accounted	82.06	Dr

Other Assets · Receivables · Investment Income Receivable · Interest · Cash At Bank · SDO Super Fund CBA #11448464

2/07/2019	Evidence Match	1/07/2019	DEPOSIT INTEREST	Accounted	1.74	Cr
2/07/2019	Auto Transaction Rules	1/07/2019	DEPOSIT INTEREST	Accounted	1.74	Dr
2/10/2019	Evidence Match	1/10/2019	DEPOSIT INTEREST	Accounted	0.26	Cr
2/10/2019	Auto Transaction Rules	1/10/2019	DEPOSIT INTEREST	Accounted	0.26	Dr

Other Assets · Receivables · Investment Income Receivable · Interest · Cash At Bank · SDO Super Fund ING#60352768

19/10/2021	Evidence Match	31/01/2020	INTEREST	Accounted	71.73	Cr
19/10/2021	li@armstrongadvisory.com.au	31/01/2020	INTEREST	Accounted	71.73	Dr

Other Assets · Receivables · Investment Income Receivable · Interest · Other Fixed Interest Securities · Australian Gove

23/07/2021	Evidence Match	15/11/2019	14INT-00800047 AOFM TREAS BONDS	Accounted	143.75	Cr
23/07/2021	li@armstrongadvisory.com.au	15/11/2019	14INT-00800047 AOFM TREAS BONDS	Accounted	143.75	Dr
23/07/2021	Evidence Match	15/05/2020	21INT-00800057 AOFM TREAS BONDS	Accounted	143.75	Cr
23/07/2021	li@armstrongadvisory.com.au	15/05/2020	21INT-00800057 AOFM TREAS BONDS	Accounted	143.75	Dr

Other Assets · Receivables · Investment Income Receivable · Interest · Other Fixed Interest Securities · Australian Gove

23/07/2021	Evidence Match	15/01/2020	17INT-00800031 AOFM TREAS BONDS	Accounted	149.50	Cr
23/07/2021	li@armstrongadvisory.com.au	15/01/2020	17INT-00800031 AOFM TREAS BONDS	Accounted	149.50	Dr

Other Assets · Receivables · Investment Income Receivable · Interest · Other Fixed Interest Securities · Ing Term Depos

19/10/2021	Evidence Match	1/07/2019	Investment Income	Accounted	3,386.90	Cr
19/10/2021	li@armstrongadvisory.com.au	1/07/2019	Investment Income	Accounted	3,386.90	Dr
19/10/2021	Evidence Match	30/12/2019	Investment Income	Accounted	2,579.34	Cr
19/10/2021	li@armstrongadvisory.com.au	30/12/2019	Investment Income	Accounted	2,579.34	Dr
19/10/2021	Evidence Match	28/06/2020	Investment Income	Accounted	2,026.00	Cr
19/10/2021	li@armstrongadvisory.com.au	28/06/2020	Investment Income	Accounted	2,026.00	Dr

Other Assets · Receivables · Investment Income Receivable · Interest · Other Fixed Interest Securities · Ing Term Depos

17/11/2021	Evidence Match	1/01/2020	Investment Income	Accounted	306.72	Cr
17/11/2021	li@armstrongadvisory.com.au	1/01/2020	Investment Income	Accounted	306.72	Dr
19/10/2021	Evidence Match	4/03/2020	MISCELLANEOUS	Accounted	135.50	Cr
19/10/2021	li@armstrongadvisory.com.au	4/03/2020	MISCELLANEOUS	Accounted	135.50	Dr

Other Assets · Receivables · Investment Income Receivable · Interest · Other Fixed Interest Securities · Mercantile Inves

23/07/2021	Evidence Match	31/12/2019	001236516786 MVTHA INT	Accounted	40.33	Cr
23/07/2021	li@armstrongadvisory.com.au	31/12/2019	001236516786 MVTHA INT	Accounted	40.33	Dr

SDO Superannuation Fund
General Ledger Audit Trail
For the period from 1 July 2019 to 30 June 2020

Processed Date & User	Date	Description	State	Amount
-----------------------	------	-------------	-------	--------

Assets

Other Assets · Receivables · Investment Income Receivable · Interest · Other Fixed Interest Securities · Mercantile Inves

23/07/2021	Evidence Match	30/06/2020	001242154605 MVTHA INT	Accounted	39.78	Cr
23/07/2021	li@armstrongadvisory.com.au	30/06/2020	001242154605 MVTHA INT	Accounted	39.78	Dr

Other Assets · Receivables · Member Income Receivable · Contributions · Mr Sean Olivey

1/11/2021	Evidence Match	27/07/2019	Contribution Received	Accounted	5,100.00	Cr
1/11/2021	li@armstrongadvisory.com.au	27/07/2019	from sav to cdia NETBANK TFR	Accounted	5,100.00	Dr
1/11/2021	Evidence Match	29/07/2019	Contribution Received	Accounted	134.00	Cr
1/11/2021	li@armstrongadvisory.com.au	29/07/2019	Contribution Allocation	Accounted	134.00	Dr
1/11/2021	Evidence Match	19/08/2019	Contribution Received	Accounted	3,230.00	Cr
1/11/2021	li@armstrongadvisory.com.au	19/08/2019	from sav to cdia NETBANK TFR	Accounted	3,230.00	Dr
1/11/2021	Evidence Match	20/08/2019	Contribution Received	Accounted	100.00	Cr
1/11/2021	Evidence Match	20/08/2019	Contribution Received	Accounted	6,734.00	Cr
1/11/2021	li@armstrongadvisory.com.au	20/08/2019	from chq to cdia NETBANK TFR	Accounted	100.00	Dr
1/11/2021	li@armstrongadvisory.com.au	20/08/2019	from chq to cdia NETBANK TFR	Accounted	6,734.00	Dr
1/11/2021	li@armstrongadvisory.com.au	28/10/2019	Contribution Allocation	Accounted	817.00	Dr
29/10/2021	Evidence Match	8/01/2020	Contribution Received	Accounted	25,000.00	Cr
29/10/2021	li@armstrongadvisory.com.au	8/01/2020	from chq to cdia CommBank app TFR	Accounted	25,000.00	Dr
1/11/2021	li@armstrongadvisory.com.au	8/01/2020	from chq to cdia CommBank app TFR	Accounted	240.00	Dr
1/11/2021	Evidence Match	8/01/2020	Contribution Received	Accounted	240.00	Cr
1/11/2021	Evidence Match	19/01/2020	Contribution Received	Accounted	500.00	Cr
1/11/2021	li@armstrongadvisory.com.au	19/01/2020	from chq to cdia NETBANK TFR	Accounted	18,019.00	Dr
1/11/2021	Evidence Match	19/01/2020	Contribution Received	Accounted	18,019.00	Cr
1/11/2021	li@armstrongadvisory.com.au	19/01/2020	from chq to cdia NETBANK TFR	Accounted	500.00	Dr
1/11/2021	Evidence Match	19/01/2020	Contribution Received	Accounted	1,940.00	Cr
1/11/2021	li@armstrongadvisory.com.au	19/01/2020	to cdia from sav NETBANK TFR	Accounted	1,940.00	Dr
1/11/2021	Evidence Match	28/02/2020	Contribution Received	Accounted	817.00	Cr
1/11/2021	li@armstrongadvisory.com.au	28/02/2020	Contribution Allocation	Accounted	817.00	Dr
1/11/2021	Evidence Match	28/02/2020	Contribution Received	Accounted	817.00	Cr
1/11/2021	Evidence Match	5/06/2020	Contribution Received	Accounted	16,000.00	Cr
1/11/2021	li@armstrongadvisory.com.au	5/06/2020	ch to cdia 4 super NETBANK TFR	Accounted	16,000.00	Dr
1/11/2021	Evidence Match	16/06/2020	Contribution Received	Accounted	275.00	Cr
1/11/2021	Evidence Match	16/06/2020	Contribution Received	Accounted	1,045.00	Cr
1/11/2021	li@armstrongadvisory.com.au	16/06/2020	Contribution Allocation	Accounted	1,320.00	Dr

Other Assets · Receivables · Member Income Receivable · Contributions · Ms Kanda Thongdee

29/10/2021	Evidence Match	4/06/2020	Contribution Received	Accounted	3,500.00	Cr
29/10/2021	li@armstrongadvisory.com.au	4/06/2020	from TTFM 4 super NETBANK TFR	Accounted	3,500.00	Dr

Other Assets · Unsettled Trades · Acquisitions · Cash and Cash Equivalents · CBA 062692 53779755

SDO Superannuation Fund
General Ledger Audit Trail
For the period from 1 July 2019 to 30 June 2020

Processed Date & User	Date	Description	State	Amount
-----------------------	------	-------------	-------	--------

Assets

Other Assets · Unsettled Trades · Acquisitions · Cash and Cash Equivalents · CBA 062692 53779755

2/11/2021	li@armstrongadvisory.com.au	18/07/2019	Investment Income	Accounted	65.71	Cr
2/11/2021	Evidence Match	18/07/2019		Accounted	65.71	Dr
2/11/2021	li@armstrongadvisory.com.au	18/08/2019	Investment Income	Accounted	21.15	Cr
2/11/2021	li@armstrongadvisory.com.au	18/08/2019	Term Deposit Acquisition	Accounted	1,000.00	Cr
2/11/2021	Evidence Match	18/08/2019		Accounted	21.15	Dr
2/11/2021	Evidence Match	18/08/2019		Accounted	1,000.00	Dr
2/11/2021	li@armstrongadvisory.com.au	18/01/2020	Investment Income	Accounted	82.06	Cr
2/11/2021	li@armstrongadvisory.com.au	18/01/2020	Term Deposit Acquisition	Accounted	26,000.00	Cr
2/11/2021	Evidence Match	18/01/2020		Accounted	82.06	Dr
2/11/2021	Evidence Match	18/01/2020		Accounted	26,000.00	Dr

Other Assets · Unsettled Trades · Acquisitions · Managed Investments · Host Plus - Super - Balanced (My Super)

22/10/2021	Evidence Match	20/01/2020	NETBANK BPAY Host Plus Pty Ltd	Accounted	5,120.00	Dr
22/10/2021	li@armstrongadvisory.com.au	20/01/2020	NETBANK BPAY Host Plus Pty Ltd	Accounted	5,120.00	Cr

Other Assets · Unsettled Trades · Acquisitions · Managed Investments · Host Plus - Super - Property (No Pricing)

22/10/2021	Evidence Match	4/03/2020	NETBANK BPAY Host Plus Pty Ltd	Accounted	5,000.00	Dr
22/10/2021	li@armstrongadvisory.com.au	4/03/2020	NETBANK BPAY Host Plus Pty Ltd	Accounted	5,000.00	Cr

Other Assets · Unsettled Trades · Acquisitions · Managed Investments · Host Plus-IFM-Australian Infrastructure

22/10/2021	Evidence Match	20/01/2020	NETBANK BPAY Host Plus Pty Ltd	Accounted	5,120.00	Dr
22/10/2021	li@armstrongadvisory.com.au	20/01/2020	NETBANK BPAY Host Plus Pty Ltd	Accounted	5,120.00	Cr

Other Assets · Unsettled Trades · Acquisitions · Managed Investments · Hostplus Industry Super Property Trust-Propert

22/10/2021	Evidence Match	20/01/2020	NETBANK BPAY Host Plus Pty Ltd	Accounted	5,120.00	Dr
22/10/2021	li@armstrongadvisory.com.au	20/01/2020	NETBANK BPAY Host Plus Pty Ltd	Accounted	5,120.00	Cr

Other Assets · Unsettled Trades · Acquisitions · Managed Investments · hostplus infrastructure

22/10/2021	Evidence Match	4/03/2020	NETBANK BPAY Host Plus Pty Ltd	Accounted	5,190.00	Dr
22/10/2021	li@armstrongadvisory.com.au	4/03/2020	NETBANK BPAY Host Plus Pty Ltd	Accounted	5,190.00	Cr

Other Assets · Unsettled Trades · Acquisitions · Managed Investments · Hostplus-indexed balanced

22/10/2021	Evidence Match	20/01/2020	NETBANK BPAY Host Plus Pty Ltd	Accounted	5,120.00	Dr
22/10/2021	li@armstrongadvisory.com.au	20/01/2020	NETBANK BPAY Host Plus Pty Ltd	Accounted	5,120.00	Cr

Other Assets · Unsettled Trades · Acquisitions · Other Fixed Interest Securities · Australian Government Treasury Bond

23/07/2021	li@armstrongadvisory.com.au	20/08/2019	COMMSEC COMMONWEALTH SEC	Accounted	5,528.45	Cr
23/07/2021	Evidence Match	22/08/2019	COMMSEC COMMONWEALTH SEC	Accounted	5,528.45	Dr

Other Assets · Unsettled Trades · Acquisitions · Other Fixed Interest Securities · Australian Government Treasury Bond

23/07/2021	li@armstrongadvisory.com.au	20/08/2019	COMMSEC COMMONWEALTH SEC	Accounted	6,018.62	Cr
23/07/2021	Evidence Match	22/08/2019	COMMSEC COMMONWEALTH SEC	Accounted	6,018.62	Dr

Other Assets · Unsettled Trades · Acquisitions · Other Fixed Interest Securities · Ing Term Deposit #50391492

SDO Superannuation Fund
General Ledger Audit Trail
For the period from 1 July 2019 to 30 June 2020

Processed Date & User	Date	Description	State	Amount
-----------------------	------	-------------	-------	--------

Assets

Other Assets · Unsettled Trades · Acquisitions · Other Fixed Interest Securities · Ing Term Deposit #50391492

19/10/2021	li@armstrongadvisory.com.au	1/07/2019	Investment Income	Accounted	3,386.90	Cr
19/10/2021	Evidence Match	1/07/2019		Accounted	3,386.90	Dr
19/10/2021	li@armstrongadvisory.com.au	2/07/2019	TRANSFER	Accounted	30,050.00	Cr
19/10/2021	Evidence Match	2/07/2019		Accounted	30,050.00	Dr
19/10/2021	li@armstrongadvisory.com.au	30/12/2019	Investment Income	Accounted	2,579.34	Cr
19/10/2021	Evidence Match	30/12/2019		Accounted	2,579.34	Dr
19/10/2021	li@armstrongadvisory.com.au	28/06/2020	Investment Income	Accounted	2,026.00	Cr
19/10/2021	Evidence Match	28/06/2020		Accounted	2,026.00	Dr
19/10/2021	li@armstrongadvisory.com.au	29/06/2020	TRANSFER OUT	Accounted	30,700.00	Cr
19/10/2021	Evidence Match	29/06/2020		Accounted	30,700.00	Dr

Other Assets · Unsettled Trades · Acquisitions · Other Fixed Interest Securities · Ing Term Deposit \$10K

17/11/2021	li@armstrongadvisory.com.au	1/01/2020	Investment Income	Accounted	306.72	Cr
17/11/2021	Evidence Match	1/01/2020		Accounted	306.72	Dr

Other Assets · Unsettled Trades · Acquisitions · Shares in Listed Companies · Commonwealth Bank Of Australia.

17/11/2021	Evidence Match	26/09/2019	CBA 231C FRANKED@30%; DRP NIL DISCOUNT	Accounted	30.03	Dr
17/11/2021	li@armstrongadvisory.com.au	26/09/2019	CBA 231C FRANKED@30%; DRP NIL DISCOUNT	Accounted	30.03	Cr
17/11/2021	Evidence Match	31/03/2020	Investment Income	Accounted	26.00	Dr
17/11/2021	li@armstrongadvisory.com.au	31/03/2020	Investment Income	Accounted	26.00	Cr

Other Assets · Unsettled Trades · Acquisitions · Shares in Listed Companies · CSL Limited

23/07/2021	li@armstrongadvisory.com.au	20/08/2019	COMMSEC COMMONWEALTH SEC	Accounted	713.30	Cr
23/07/2021	Evidence Match	22/08/2019	COMMSEC COMMONWEALTH SEC	Accounted	713.30	Dr

Other Assets · Unsettled Trades · Acquisitions · Shares in Listed Companies · James Hardie Industries PLC - Chess De

23/07/2021	li@armstrongadvisory.com.au	20/08/2019	COMMSEC COMMONWEALTH SEC	Accounted	676.84	Cr
23/07/2021	Evidence Match	22/08/2019	COMMSEC COMMONWEALTH SEC	Accounted	676.84	Dr

Other Assets · Unsettled Trades · Acquisitions · Shares in Listed Companies · National Australia Bank Limited

23/07/2021	li@armstrongadvisory.com.au	20/08/2019	COMMSEC COMMONWEALTH SEC	Accounted	666.44	Cr
23/07/2021	Evidence Match	22/08/2019	COMMSEC COMMONWEALTH SEC	Accounted	666.44	Dr

Other Assets · Unsettled Trades · Acquisitions · Shares in Listed Companies · Newcrest Mining Limited

19/11/2021	Evidence Match	26/09/2019	Investment Income	Accounted	27.90	Dr
19/11/2021	li@armstrongadvisory.com.au	26/09/2019	Investment Income	Accounted	27.90	Cr
18/11/2021	Evidence Match	27/03/2020	Investment Income	Accounted	14.76	Dr
18/11/2021	li@armstrongadvisory.com.au	27/03/2020	Investment Income	Accounted	14.76	Cr

Other Assets · Unsettled Trades · Acquisitions · Shares in Listed Companies · Rio Tinto Limited

19/11/2021	Evidence Match	19/09/2019	Investment Income	Accounted	181.48	Dr
19/11/2021	li@armstrongadvisory.com.au	19/09/2019	Investment Income	Accounted	181.48	Cr
18/11/2021	Evidence Match	16/04/2020	Investment Income	Accounted	213.34	Dr

SDO Superannuation Fund
General Ledger Audit Trail
For the period from 1 July 2019 to 30 June 2020

Processed Date & User	Date	Description	State	Amount
-----------------------	------	-------------	-------	--------

Assets

Other Assets · Unsettled Trades · Acquisitions · Shares in Listed Companies · Rio Tinto Limited

18/11/2021	li@armstrongadvisory.com.au	16/04/2020	Investment Income	Accounted	213.34	Cr
------------	-----------------------------	------------	-------------------	-----------	--------	----

Other Assets · Unsettled Trades · Acquisitions · Shares in Listed Companies · Suncorp Group Limited

19/11/2021	Evidence Match	25/09/2019	Investment Income	Accounted	29.04	Dr
19/11/2021	li@armstrongadvisory.com.au	25/09/2019	Investment Income	Accounted	29.04	Cr
19/11/2021	Evidence Match	31/03/2020	Investment Income	Accounted	17.42	Dr
19/11/2021	li@armstrongadvisory.com.au	31/03/2020	Investment Income	Accounted	17.42	Cr

Other Assets · Unsettled Trades · Acquisitions · Stapled Securities · APA Group - Fully Paid Units Stapled Securities

23/07/2021	li@armstrongadvisory.com.au	20/08/2019	COMMSEC COMMONWEALTH SEC	Accounted	675.02	Cr
23/07/2021	Evidence Match	22/08/2019	COMMSEC COMMONWEALTH SEC	Accounted	675.02	Dr

Other Assets · Unsettled Trades · Acquisitions · Stapled Securities · Goodman Group - Fully Paid Ordinary · Units Stapled

23/07/2021	li@armstrongadvisory.com.au	20/08/2019	COMMSEC COMMONWEALTH SEC	Accounted	667.04	Cr
23/07/2021	Evidence Match	22/08/2019	COMMSEC COMMONWEALTH SEC	Accounted	667.04	Dr

Other Assets · Unsettled Trades · Acquisitions · Stapled Securities · Transurban Group - Fully Paid Ordinary · Units Stapled

23/07/2021	li@armstrongadvisory.com.au	20/08/2019	COMMSEC COMMONWEALTH SEC	Accounted	668.80	Cr
23/07/2021	Evidence Match	22/08/2019	COMMSEC COMMONWEALTH SEC	Accounted	668.80	Dr

Other Assets · Unsettled Trades · Disposals · Cash and Cash Equivalents · CBA TD 062692 54123854

19/10/2021	li@armstrongadvisory.com.au	4/03/2020	MISCELLANEOUS	Accounted	9,900.00	Dr
19/10/2021	Evidence Match	4/03/2020		Accounted	9,900.00	Cr

Other Assets · Unsettled Trades · Disposals · Managed Investments · Host Plus - Super - Balanced (My Super)

19/11/2021	li@armstrongadvisory.com.au	30/06/2020	Listed Security Sale	Accounted	11.35	Dr
19/11/2021	Evidence Match	30/06/2020	Listed Security Sale	Accounted	11.35	Cr

Other Assets · Unsettled Trades · Disposals · Managed Investments · Host Plus - Super - Property (No Pricing)

19/11/2021	li@armstrongadvisory.com.au	30/06/2020	Listed Security Sale	Accounted	7.64	Dr
19/11/2021	Evidence Match	30/06/2020	Listed Security Sale	Accounted	7.64	Cr

Other Assets · Unsettled Trades · Disposals · Managed Investments · Host Plus-IFM-Australian Infrastructure

19/11/2021	li@armstrongadvisory.com.au	30/06/2020	Listed Security Sale	Accounted	9.35	Dr
19/11/2021	Evidence Match	30/06/2020	Listed Security Sale	Accounted	9.35	Cr

Other Assets · Unsettled Trades · Disposals · Managed Investments · Hostplus Industry Super Property Trust-Property

19/11/2021	li@armstrongadvisory.com.au	30/06/2020	Listed Security Sale	Accounted	11.20	Dr
19/11/2021	Evidence Match	30/06/2020	Listed Security Sale	Accounted	11.20	Cr

Other Assets · Unsettled Trades · Disposals · Managed Investments · hostplus infrastructure

19/11/2021	li@armstrongadvisory.com.au	30/06/2020	Listed Security Sale	Accounted	6.94	Dr
19/11/2021	Evidence Match	30/06/2020	Listed Security Sale	Accounted	6.94	Cr

Other Assets · Unsettled Trades · Disposals · Managed Investments · Hostplus-indexed balanced

19/11/2021	li@armstrongadvisory.com.au	30/06/2020	Listed Security Sale	Accounted	10.68	Dr
------------	-----------------------------	------------	----------------------	-----------	-------	----

SDO Superannuation Fund
General Ledger Audit Trail
For the period from 1 July 2019 to 30 June 2020

Processed Date & User	Date	Description	State	Amount
-----------------------	------	-------------	-------	--------

Assets

Other Assets · Unsettled Trades · Disposals · Managed Investments · Hostplus-indexed balanced

19/11/2021	Evidence Match	30/06/2020	Listed Security Sale	Accounted	10.68	Cr
------------	----------------	------------	----------------------	-----------	-------	----

Other Assets · Unsettled Trades · Disposals · Other Fixed Interest Securities · Ing Term Deposit \$10K

17/11/2021	li@armstrongadvisory.com.au	2/01/2020	Term Deposit Redemption	Accounted	30,625.66	Dr
17/11/2021	Evidence Match	2/01/2020		Accounted	30,625.66	Cr

Liabilities

Fund Suspense · SDO Super Fund CBA #11448464

2/07/2019	Evidence Match	1/07/2019	DEPOSIT INTEREST	Accounted	1.74	Dr
2/07/2019	Automated Feed	1/07/2019	DEPOSIT INTEREST	Accounted	1.74	Cr
12/05/2020	Evidence Match	3/07/2019	DV201-00480228 NAB INTERIM DIV	Accounted	27.39	Dr
12/05/2020	Evidence Match	3/07/2019	S00019135446 MQG	Accounted	21.60	Dr
4/07/2019	Automated Feed	3/07/2019	S00019135446 MQG	Accounted	21.60	Cr
4/07/2019	Automated Feed	3/07/2019	DV201-00480228 NAB INTERIM DIV	Accounted	27.39	Cr
1/11/2021	Evidence Match	27/07/2019	from sav to cdia NETBANK TFR	Accounted	5,100.00	Dr
28/07/2019	Automated Feed	27/07/2019	from sav to cdia NETBANK TFR	Accounted	5,100.00	Cr
19/08/2019	Automated Feed	18/08/2019	Transfer Out Admin Debit Transfer	Accounted	1,000.00	Dr
2/11/2021	Evidence Match	18/08/2019	Transfer Out Admin Debit Transfer	Accounted	1,000.00	Cr
1/11/2021	Evidence Match	19/08/2019	from sav to cdia NETBANK TFR	Accounted	3,230.00	Dr
20/08/2019	Automated Feed	19/08/2019	from sav to cdia NETBANK TFR	Accounted	3,230.00	Cr
1/11/2021	Evidence Match	20/08/2019	from chq to cdia NETBANK TFR	Accounted	100.00	Dr
1/11/2021	Evidence Match	20/08/2019	from chq to cdia NETBANK TFR	Accounted	6,734.00	Dr
21/08/2019	Automated Feed	20/08/2019	from chq to cdia NETBANK TFR	Accounted	6,734.00	Cr
21/08/2019	Automated Feed	20/08/2019	from chq to cdia NETBANK TFR	Accounted	100.00	Cr
23/07/2021	Evidence Match	22/08/2019	COMMSEC COMMONWEALTH SEC	Accounted	666.44	Cr
23/08/2019	Automated Feed	22/08/2019	COMMSEC COMMONWEALTH SEC	Accounted	15,614.51	Dr
23/07/2021	Evidence Match	22/08/2019	COMMSEC COMMONWEALTH SEC	Accounted	668.80	Cr
23/07/2021	Evidence Match	22/08/2019	COMMSEC COMMONWEALTH SEC	Accounted	676.84	Cr
23/07/2021	Evidence Match	22/08/2019	COMMSEC COMMONWEALTH SEC	Accounted	675.02	Cr
23/07/2021	Evidence Match	22/08/2019	COMMSEC COMMONWEALTH SEC	Accounted	5,528.45	Cr
23/07/2021	Evidence Match	22/08/2019	COMMSEC COMMONWEALTH SEC	Accounted	667.04	Cr
23/07/2021	Evidence Match	22/08/2019	COMMSEC COMMONWEALTH SEC	Accounted	713.30	Cr
23/07/2021	Evidence Match	22/08/2019	COMMSEC COMMONWEALTH SEC	Accounted	6,018.62	Cr
23/07/2021	Evidence Match	20/09/2019	001233318118 AGL FNL DIV	Accounted	13.44	Dr
21/09/2019	Automated Feed	20/09/2019	001233318118 AGL FNL DIV	Accounted	13.44	Cr
23/07/2021	Evidence Match	23/09/2019	SEP19-00829599 AZJ LIMITED	Accounted	106.14	Dr
24/09/2019	Automated Feed	23/09/2019	SEP19-00829599 AZJ LIMITED	Accounted	106.14	Cr
23/07/2021	Evidence Match	25/09/2019	AF380-00984826 BHP GROUP DIV	Accounted	113.70	Dr
26/09/2019	Automated Feed - Modified by superip-internalintegration-service	25/09/2019	AF380-00984826 BHP GROUP DIV	Accounted	113.70	Cr
27/09/2019	Automated Feed	26/09/2019	FIN19-01098877 COLES GROUP LTD	Accounted	4.62	Cr
27/09/2019	Automated Feed	26/09/2019	001232908493 TLS FNL DIV	Accounted	9.28	Cr
23/07/2021	Evidence Match	26/09/2019	001232908493 TLS FNL DIV	Accounted	9.28	Dr
23/07/2021	Evidence Match	26/09/2019	FIN19-01098877 COLES GROUP LTD	Accounted	4.62	Dr
23/07/2021	Evidence Match	30/09/2019	001233805509 WOW FNL DIV	Accounted	11.40	Dr
1/10/2019	Automated Feed	30/09/2019	001233805509 WOW FNL DIV	Accounted	11.40	Cr

SDO Superannuation Fund
General Ledger Audit Trail
For the period from 1 July 2019 to 30 June 2020

Processed Date & User	Date	Description	State	Amount
-----------------------	------	-------------	-------	--------

Liabilities

Fund Suspense - SDO Super Fund CBA #11448464

2/10/2019	Evidence Match	1/10/2019	DEPOSIT INTEREST	Accounted	0.26	Dr
2/10/2019	Automated Feed	1/10/2019	DEPOSIT INTEREST	Accounted	0.26	Cr
18/11/2021	Evidence Match	4/10/2019	OCT19-00817555 CWN INTEREST	Accounted	10.20	Dr
5/10/2019	Automated Feed	4/10/2019	OCT19-00817555 CWN INTEREST	Accounted	10.20	Cr
23/07/2021	Evidence Match	9/10/2019	FIN19-00985443 WESFARMERS LTD	Accounted	10.14	Dr
10/10/2019	Automated Feed	9/10/2019	FIN19-00985443 WESFARMERS LTD	Accounted	10.14	Cr
11/10/2019	Automated Feed	10/10/2019	S00019135446 BRAMBLES LIMITED	Accounted	7.69	Cr
23/07/2021	Evidence Match	10/10/2019	AF006-00950469 SOUTH32 DIVIDEND	Accounted	89.70	Dr
23/07/2021	Evidence Match	10/10/2019	S00019135446 BRAMBLES LIMITED	Accounted	7.69	Dr
11/10/2019	Automated Feed	10/10/2019	AF006-00950469 SOUTH32 DIVIDEND	Accounted	89.70	Cr
12/10/2019	Automated Feed	11/10/2019	19AUD-00845631 CSL LTD DIVIDEND	Accounted	10.18	Cr
12/10/2019	Automated Feed	11/10/2019	S00019135446 SEVEN GROUP	Accounted	12.39	Cr
23/07/2021	Evidence Match	11/10/2019	S00019135446 SEVEN GROUP	Accounted	12.39	Dr
23/07/2021	Evidence Match	11/10/2019	19AUD-00845631 CSL LTD DIVIDEND	Accounted	10.18	Dr
19/11/2021	Evidence Match	22/10/2019	S00019135446 BRAMBLES LIMITED	Accounted	6.36	Dr
19/11/2021	Evidence Match	22/10/2019	S00019135446 BRAMBLES LIMITED	Accounted	9.01	Dr
23/10/2019	Automated Feed	22/10/2019	S00019135446 BRAMBLES LIMITED	Accounted	15.37	Cr
23/07/2021	Evidence Match	24/10/2019	001235045986 SUN CAP RETURN	Accounted	26.52	Dr
25/10/2019	Automated Feed	24/10/2019	001235045986 SUN CAP RETURN	Accounted	26.52	Cr
23/07/2021	Evidence Match	15/11/2019	14INT-00800047 AOFM TREAS BONDS	Accounted	143.75	Dr
16/11/2019	Automated Feed	15/11/2019	14INT-00800047 AOFM TREAS BONDS	Accounted	143.75	Cr
23/07/2021	Evidence Match	12/12/2019	DV202-00476805 NAB FINAL DIV	Accounted	47.31	Dr
13/12/2019	Automated Feed	12/12/2019	DV202-00476805 NAB FINAL DIV	Accounted	47.31	Cr
19/12/2019	Automated Feed	18/12/2019	S00019135446 MQG Dividend	Accounted	15.00	Cr
23/07/2021	Evidence Match	18/12/2019	S00019135446 MQG Dividend	Accounted	15.00	Dr
21/12/2019	Automated Feed	20/12/2019	001235812580 WBC DIVIDEND	Accounted	13.60	Cr
21/12/2019	Automated Feed	20/12/2019	DEC19-00806246 JAMES HARDIE IND	Accounted	4.26	Cr
23/07/2021	Evidence Match	20/12/2019	001235812580 WBC DIVIDEND	Accounted	13.60	Dr
23/07/2021	Evidence Match	20/12/2019	DEC19-00806246 JAMES HARDIE IND	Accounted	4.26	Dr
23/07/2021	Evidence Match	31/12/2019	001236516786 MVTHA INT	Accounted	40.33	Dr
1/01/2020	Automated Feed	31/12/2019	001236516786 MVTHA INT	Accounted	40.33	Cr
29/10/2021	Evidence Match	8/01/2020	from chq to cdia CommBank app TFR	Accounted	25,000.00	Dr
1/11/2021	Evidence Match	8/01/2020	from chq to cdia CommBank app TFR	Accounted	240.00	Dr
9/01/2020	Automated Feed	8/01/2020	from chq to cdia CommBank app TFR	Accounted	25,240.00	Cr
23/07/2021	Evidence Match	15/01/2020	17INT-00800031 AOFM TREAS BONDS	Accounted	149.50	Dr
16/01/2020	Automated Feed	15/01/2020	17INT-00800031 AOFM TREAS BONDS	Accounted	149.50	Cr
2/11/2021	Evidence Match	18/01/2020	Transfer Out Admin Debit Transfer	Accounted	26,000.00	Cr
19/01/2020	Automated Feed	18/01/2020	Transfer Out Admin Debit Transfer	Accounted	26,000.00	Dr
20/01/2020	Automated Feed	19/01/2020	to cdia from sav NETBANK TFR	Accounted	1,940.00	Cr
20/01/2020	Automated Feed	19/01/2020	from chq to cdia NETBANK TFR	Accounted	500.00	Cr
20/01/2020	Automated Feed	19/01/2020	from chq to cdia NETBANK TFR	Accounted	18,019.00	Cr
1/11/2021	Evidence Match	19/01/2020	to cdia from sav NETBANK TFR	Accounted	1,940.00	Dr
1/11/2021	Evidence Match	19/01/2020	from chq to cdia NETBANK TFR	Accounted	500.00	Dr
1/11/2021	Evidence Match	19/01/2020	from chq to cdia NETBANK TFR	Accounted	18,019.00	Dr
22/01/2020	Automated Feed	20/01/2020	NETBANK BPAY Host Plus Pty Ltd	Accounted	20,480.00	Dr
22/10/2021	Evidence Match	20/01/2020	NETBANK BPAY Host Plus Pty Ltd	Accounted	5,120.00	Cr
22/10/2021	Evidence Match	20/01/2020	NETBANK BPAY Host Plus Pty Ltd	Accounted	5,120.00	Cr
22/10/2021	Evidence Match	20/01/2020	NETBANK BPAY Host Plus Pty Ltd	Accounted	5,120.00	Cr
22/10/2021	Evidence Match	20/01/2020	NETBANK BPAY Host Plus Pty Ltd	Accounted	5,120.00	Cr

SDO Superannuation Fund
General Ledger Audit Trail
For the period from 1 July 2019 to 30 June 2020

Processed Date & User	Date	Description	State	Amount
-----------------------	------	-------------	-------	--------

Liabilities

Fund Suspense - SDO Super Fund CBA #11448464

19/11/2021	Evidence Match	14/02/2020	AUI20-00824664 TCL DIV-DIST	Accounted	12.76	Dr
16/02/2020	Automated Feed	14/02/2020	AUI20-00824664 TCL DIV-DIST	Accounted	13.64	Cr
19/11/2021	Evidence Match	14/02/2020	AUI20-00824664 TCL DIV-DIST	Accounted	0.88	Dr
23/07/2021	Evidence Match	25/02/2020	FEB20-00807618 GOODMAN GROUP	Accounted	6.60	Dr
26/02/2020	Automated Feed	25/02/2020	FEB20-00807618 GOODMAN GROUP	Accounted	6.60	Cr
6/03/2020	Automated Feed	4/03/2020	MISCELLANEOUS	Accounted	10,035.50	Cr
19/10/2021	Evidence Match	4/03/2020	MISCELLANEOUS	Accounted	9,900.00	Dr
19/10/2021	Evidence Match	4/03/2020	MISCELLANEOUS	Accounted	135.50	Dr
22/10/2021	Evidence Match	4/03/2020	NETBANK BPAY Host Plus Pty Ltd	Accounted	5,190.00	Cr
22/10/2021	Evidence Match	4/03/2020	NETBANK BPAY Host Plus Pty Ltd	Accounted	5,000.00	Cr
6/03/2020	Automated Feed	4/03/2020	NETBANK BPAY Host Plus Pty Ltd	Accounted	10,190.00	Dr
13/03/2020	Automated Feed	11/03/2020	001237239157 APA DST	Accounted	14.26	Cr
23/07/2021	Evidence Match	11/03/2020	001237239157 APA DST	Accounted	14.26	Dr
23/07/2021	Evidence Match	23/03/2020	MAR20-00828955 AZJ LIMITED	Accounted	117.27	Dr
25/03/2020	Automated Feed	23/03/2020	MAR20-00828955 AZJ LIMITED	Accounted	117.27	Cr
23/07/2021	Evidence Match	24/03/2020	AI381-00981346 BHP GROUP DIV	Accounted	99.40	Dr
26/03/2020	Automated Feed	24/03/2020	AI381-00981346 BHP GROUP DIV	Accounted	99.40	Cr
28/03/2020	Automated Feed	27/03/2020	001239108620 TLS ITM DIV	Accounted	9.28	Cr
28/03/2020	Automated Feed	27/03/2020	001239710933 AGL ITM DIV	Accounted	9.87	Cr
28/03/2020	Automated Feed	27/03/2020	INT20-01076236 COLES GROUP LTD	Accounted	3.90	Cr
23/07/2021	Evidence Match	27/03/2020	001239710933 AGL ITM DIV	Accounted	9.87	Dr
23/07/2021	Evidence Match	27/03/2020	001239108620 TLS ITM DIV	Accounted	9.28	Dr
23/07/2021	Evidence Match	27/03/2020	INT20-01076236 COLES GROUP LTD	Accounted	3.90	Dr
23/07/2021	Evidence Match	31/03/2020	INT20-00982280 WESFARMERS LTD	Accounted	9.75	Dr
1/04/2020	Automated Feed	31/03/2020	INT20-00982280 WESFARMERS LTD	Accounted	9.75	Cr
23/07/2021	Evidence Match	2/04/2020	RAU20-00946837 SOUTH32 DIVIDEND	Accounted	73.14	Dr
3/04/2020	Automated Feed	2/04/2020	RAU20-00946837 SOUTH32 DIVIDEND	Accounted	73.14	Cr
11/04/2020	Automated Feed	9/04/2020	20AUD-00943489 CSL LTD DIVIDEND	Accounted	10.30	Cr
11/04/2020	Automated Feed	9/04/2020	S00019135446 BRAMBLES LIMITED	Accounted	7.09	Cr
11/04/2020	Automated Feed	9/04/2020	001240566789 WOW ITM DIV	Accounted	9.20	Cr
23/07/2021	Evidence Match	9/04/2020	20AUD-00943489 CSL LTD DIVIDEND	Accounted	10.30	Dr
23/07/2021	Evidence Match	9/04/2020	001240566789 WOW ITM DIV	Accounted	9.20	Dr
23/07/2021	Evidence Match	9/04/2020	S00019135446 BRAMBLES LIMITED	Accounted	7.09	Dr
23/07/2021	Evidence Match	17/04/2020	20APR-00817026 CWN DIVIDEND	Accounted	10.20	Dr
19/04/2020	Automated Feed	17/04/2020	20APR-00817026 CWN DIVIDEND	Accounted	10.20	Cr
23/07/2021	Evidence Match	20/04/2020	S00019135446 SEVEN GROUP	Accounted	12.39	Dr
21/04/2020	Automated Feed	20/04/2020	S00019135446 SEVEN GROUP	Accounted	12.39	Cr
23/07/2021	Evidence Match	15/05/2020	21INT-00800057 AOFM TREAS BONDS	Accounted	143.75	Dr
17/05/2020	Automated Feed	15/05/2020	21INT-00800057 AOFM TREAS BONDS	Accounted	143.75	Cr
29/10/2021	Evidence Match	4/06/2020	from TTFM 4 super NETBANK TFR	Accounted	3,500.00	Dr
5/06/2020	Automated Feed	4/06/2020	from TTFM 4 super NETBANK TFR	Accounted	3,500.00	Cr
1/11/2021	Evidence Match	5/06/2020	ch to cdia 4 super NETBANK TFR	Accounted	16,000.00	Dr
6/06/2020	Automated Feed	5/06/2020	ch to cdia 4 super NETBANK TFR	Accounted	16,000.00	Cr
23/07/2021	Evidence Match	30/06/2020	001242154605 MVTHA INT	Accounted	39.78	Dr
1/07/2020	Automated Feed	30/06/2020	001242154605 MVTHA INT	Accounted	39.78	Cr

Fund Suspense - SDO Super Fund ING#60352768

19/10/2021	Evidence Match	2/07/2019	TRANSFER	Accounted	30,050.00	Cr
------------	----------------	-----------	----------	-----------	-----------	----

SDO Superannuation Fund
General Ledger Audit Trail
For the period from 1 July 2019 to 30 June 2020

Processed Date & User	Date	Description	State	Amount
-----------------------	------	-------------	-------	--------

Liabilities

Fund Suspense - SDO Super Fund ING#60352768

19/10/2021	li@armstrongadvisory.com.au	2/07/2019	TRANSFER	Accounted	30,050.00	Dr
19/10/2021	li@armstrongadvisory.com.au	31/07/2019	INTEREST	Accounted	1.05	Cr
19/10/2021	li@armstrongadvisory.com.au	31/08/2019	INTEREST	Accounted	0.02	Cr
19/10/2021	li@armstrongadvisory.com.au	30/09/2019	INTEREST	Accounted	0.02	Cr
19/10/2021	li@armstrongadvisory.com.au	31/10/2019	INTEREST	Accounted	0.02	Cr
19/10/2021	li@armstrongadvisory.com.au	30/11/2019	INTEREST	Accounted	0.01	Cr
19/10/2021	li@armstrongadvisory.com.au	31/12/2019	INTEREST	Accounted	0.02	Cr
17/11/2021	Evidence Match	2/01/2020	TRANSFER	Accounted	30,625.66	Dr
19/10/2021	li@armstrongadvisory.com.au	2/01/2020	TRANSFER	Accounted	30,625.66	Cr
19/10/2021	li@armstrongadvisory.com.au	31/01/2020	INTEREST	Accounted	18.89	Cr
19/10/2021	Evidence Match	31/01/2020	INTEREST	Accounted	71.73	Dr
19/10/2021	li@armstrongadvisory.com.au	29/02/2020	INTEREST	Accounted	18.27	Cr
19/10/2021	li@armstrongadvisory.com.au	31/03/2020	INTEREST	Accounted	14.71	Cr
19/10/2021	li@armstrongadvisory.com.au	30/04/2020	INTEREST	Accounted	6.31	Cr
19/10/2021	li@armstrongadvisory.com.au	31/05/2020	INTEREST	Accounted	6.52	Cr
19/10/2021	Evidence Match	29/06/2020	TRANSFER OUT	Accounted	30,700.00	Cr
19/10/2021	li@armstrongadvisory.com.au	29/06/2020	TRANSFER OUT	Accounted	30,700.00	Dr
19/10/2021	li@armstrongadvisory.com.au	30/06/2020	INTEREST	Accounted	5.89	Cr

Income Tax Payable - Foreign Tax Credits - Shares in Listed Companies - Iron Mountain Incorporated - Cdi 1:1 Foreign I

25/05/2020	nathan@armstrongadvisory.com.au	1/07/2019	Fund Tax Finalisation	Accounted	0.26	Cr
------------	---------------------------------	-----------	-----------------------	-----------	------	----

Income Tax Payable - Franking Credits - Shares in Listed Companies - AGL Energy Limited.

25/05/2020	nathan@armstrongadvisory.com.au	1/07/2019	Fund Tax Finalisation	Accounted	8.49	Cr
23/07/2021	li@armstrongadvisory.com.au	20/09/2019	001233318118 AGL FNL DIV	Accounted	4.61	Dr
23/07/2021	li@armstrongadvisory.com.au	27/03/2020	001239710933 AGL ITM DIV	Accounted	3.39	Dr

Income Tax Payable - Franking Credits - Shares in Listed Companies - AMP Limited

25/05/2020	nathan@armstrongadvisory.com.au	1/07/2019	Fund Tax Finalisation	Accounted	15.44	Cr
------------	---------------------------------	-----------	-----------------------	-----------	-------	----

Income Tax Payable - Franking Credits - Shares in Listed Companies - Aurizon Holdings Limited

25/05/2020	nathan@armstrongadvisory.com.au	1/07/2019	Fund Tax Finalisation	Accounted	58.11	Cr
23/07/2021	li@armstrongadvisory.com.au	23/09/2019	SEP19-00829599 AZJ LIMITED	Accounted	31.84	Dr
23/07/2021	li@armstrongadvisory.com.au	23/03/2020	MAR20-00828955 AZJ LIMITED	Accounted	35.18	Dr

Income Tax Payable - Franking Credits - Shares in Listed Companies - BHP Group Limited

SDO Superannuation Fund
General Ledger Audit Trail
For the period from 1 July 2019 to 30 June 2020

Processed Date & User	Date	Description	State	Amount
-----------------------	------	-------------	-------	--------

Liabilities

Income Tax Payable · Franking Credits · Shares in Listed Companies · BHP Group Limited

25/05/2020	nathan@armstrongadvisory.com.au	1/07/2019	Fund Tax Finalisation	Accounted	131.95	Cr
23/07/2021	li@armstrongadvisory.com.au	25/09/2019	AF380-00984826 BHP GROUP DIV	Accounted	48.73	Dr
23/07/2021	li@armstrongadvisory.com.au	24/03/2020	AI381-00981346 BHP GROUP DIV	Accounted	42.60	Dr

Income Tax Payable · Franking Credits · Shares in Listed Companies · Brambles Limited

25/05/2020	nathan@armstrongadvisory.com.au	1/07/2019	Fund Tax Finalisation	Accounted	3.13	Cr
23/07/2021	li@armstrongadvisory.com.au	10/10/2019	S00019135446 BRAMBLES LIMITED	Accounted	0.99	Dr
23/07/2021	li@armstrongadvisory.com.au	9/04/2020	S00019135446 BRAMBLES LIMITED	Accounted	0.91	Dr

Income Tax Payable · Franking Credits · Shares in Listed Companies · Coles Group Limited.

23/07/2021	li@armstrongadvisory.com.au	26/09/2019	FIN19-01098877 COLES GROUP LTD	Accounted	1.98	Dr
23/07/2021	li@armstrongadvisory.com.au	27/03/2020	INT20-01076236 COLES GROUP LTD	Accounted	1.67	Dr

Income Tax Payable · Franking Credits · Shares in Listed Companies · Commonwealth Bank Of Australia.

25/05/2020	nathan@armstrongadvisory.com.au	1/07/2019	Fund Tax Finalisation	Accounted	23.02	Cr
17/11/2021	li@armstrongadvisory.com.au	26/09/2019	CBA 231C FRANKED@30%; DRP NIL DISCOUNT	Accounted	12.87	Dr
17/11/2021	li@armstrongadvisory.com.au	31/03/2020	Investment Income	Accounted	11.14	Dr

Income Tax Payable · Franking Credits · Shares in Listed Companies · Crown Resorts Limited

25/05/2020	nathan@armstrongadvisory.com.au	1/07/2019	Fund Tax Finalisation	Accounted	5.24	Cr
18/11/2021	li@armstrongadvisory.com.au	4/10/2019	OCT19-00817555 CWN INTEREST	Accounted	1.09	Dr

Income Tax Payable · Franking Credits · Shares in Listed Companies · Macquarie Group Limited

25/05/2020	nathan@armstrongadvisory.com.au	1/07/2019	Fund Tax Finalisation	Accounted	6.19	Cr
12/05/2020	Income Announcement	3/07/2019	MQG 162C FR@30%; 198C CFI; DRP NIL DISC	Accounted	4.17	Dr
23/07/2021	li@armstrongadvisory.com.au	18/12/2019	S00019135446 MQG Dividend	Accounted	2.57	Dr

Income Tax Payable · Franking Credits · Shares in Listed Companies · National Australia Bank Limited

25/05/2020	nathan@armstrongadvisory.com.au	1/07/2019	Fund Tax Finalisation	Accounted	28.00	Cr
12/05/2020	Income Announcement	3/07/2019	NAB 83C FR@ 30%; DRP; BSP NIL DISCOUNT	Accounted	11.74	Dr
23/07/2021	li@armstrongadvisory.com.au	12/12/2019	DV202-00476805 NAB FINAL DIV	Accounted	20.28	Dr

Income Tax Payable · Franking Credits · Shares in Listed Companies · Newcrest Mining Limited

25/05/2020	nathan@armstrongadvisory.com.au	1/07/2019	Fund Tax Finalisation	Accounted	14.04	Cr
19/11/2021	li@armstrongadvisory.com.au	26/09/2019	Investment Income	Accounted	11.96	Dr
18/11/2021	li@armstrongadvisory.com.au	27/03/2020	Investment Income	Accounted	6.33	Dr

Income Tax Payable · Franking Credits · Shares in Listed Companies · Rio Tinto Limited

25/05/2020	nathan@armstrongadvisory.com.au	1/07/2019	Fund Tax Finalisation	Accounted	181.77	Cr
------------	---------------------------------	-----------	-----------------------	-----------	--------	----

SDO Superannuation Fund
General Ledger Audit Trail
For the period from 1 July 2019 to 30 June 2020

Processed Date & User	Date	Description	State	Amount
-----------------------	------	-------------	-------	--------

Liabilities

Income Tax Payable · Franking Credits · Shares in Listed Companies · Rio Tinto Limited

19/11/2021	li@armstrongadvisory.com.au	19/09/2019	Investment Income	Accounted	77.78	Dr
18/11/2021	li@armstrongadvisory.com.au	16/04/2020	Investment Income	Accounted	91.43	Dr

Income Tax Payable · Franking Credits · Shares in Listed Companies · Seven Group Holdings Limited

25/05/2020	nathan@armstrongadvisory.com.au	1/07/2019	Fund Tax Finalisation	Accounted	10.62	Cr
23/07/2021	li@armstrongadvisory.com.au	11/10/2019	S00019135446 SEVEN GROUP	Accounted	5.31	Dr
23/07/2021	li@armstrongadvisory.com.au	20/04/2020	S00019135446 SEVEN GROUP	Accounted	5.31	Dr

Income Tax Payable · Franking Credits · Shares in Listed Companies · South32 Limited

25/05/2020	nathan@armstrongadvisory.com.au	1/07/2019	Fund Tax Finalisation	Accounted	170.87	Cr
23/07/2021	li@armstrongadvisory.com.au	10/10/2019	AF006-00950469 SOUTH32 DIVIDEND	Accounted	38.44	Dr
23/07/2021	li@armstrongadvisory.com.au	2/04/2020	RAU20-00946837 SOUTH32 DIVIDEND	Accounted	31.35	Dr

Income Tax Payable · Franking Credits · Shares in Listed Companies · Suncorp Group Limited

25/05/2020	nathan@armstrongadvisory.com.au	1/07/2019	Fund Tax Finalisation	Accounted	22.07	Cr
19/11/2021	li@armstrongadvisory.com.au	25/09/2019	Investment Income	Accounted	12.45	Dr
19/11/2021	li@armstrongadvisory.com.au	31/03/2020	Investment Income	Accounted	7.47	Dr

Income Tax Payable · Franking Credits · Shares in Listed Companies · Telstra Corporation Limited.

25/05/2020	nathan@armstrongadvisory.com.au	1/07/2019	Fund Tax Finalisation	Accounted	9.45	Cr
23/07/2021	li@armstrongadvisory.com.au	26/09/2019	001232908493 TLS FNL DIV	Accounted	3.98	Dr
23/07/2021	li@armstrongadvisory.com.au	27/03/2020	001239108620 TLS ITM DIV	Accounted	3.98	Dr

Income Tax Payable · Franking Credits · Shares in Listed Companies · Wesfarmers Limited

25/05/2020	nathan@armstrongadvisory.com.au	1/07/2019	Fund Tax Finalisation	Accounted	17.83	Cr
23/07/2021	li@armstrongadvisory.com.au	9/10/2019	FIN19-00985443 WESFARMERS LTD	Accounted	4.35	Dr
23/07/2021	li@armstrongadvisory.com.au	31/03/2020	INT20-00982280 WESFARMERS LTD	Accounted	4.18	Dr

Income Tax Payable · Franking Credits · Shares in Listed Companies · Westpac Banking Corporation

25/05/2020	nathan@armstrongadvisory.com.au	1/07/2019	Fund Tax Finalisation	Accounted	20.55	Cr
23/07/2021	li@armstrongadvisory.com.au	20/12/2019	001235812580 WBC DIVIDEND	Accounted	5.83	Dr

Income Tax Payable · Franking Credits · Shares in Listed Companies · Woolworths Group Limited

25/05/2020	nathan@armstrongadvisory.com.au	1/07/2019	Fund Tax Finalisation	Accounted	9.00	Cr
23/07/2021	li@armstrongadvisory.com.au	30/09/2019	001233805509 WOW FNL DIV	Accounted	4.89	Dr
23/07/2021	li@armstrongadvisory.com.au	9/04/2020	001240566789 WOW ITM DIV	Accounted	3.94	Dr

Income Tax Payable · Franking Credits · Stapled Securities · APA Group - Fully Paid Units Stapled Securities

SDO Superannuation Fund
General Ledger Audit Trail
For the period from 1 July 2019 to 30 June 2020

Processed Date & User	Date	Description	State	Amount
-----------------------	------	-------------	-------	--------

Liabilities

Income Tax Payable · Franking Credits · Stapled Securities · APA Group - Fully Paid Units Stapled Securities

23/07/2021	li@armstrongadvisory.com.au	11/03/2020	001237239157 APA DST	Accounted	2.26	Dr
------------	-----------------------------	------------	----------------------	-----------	------	----

Income Tax Payable · Franking Credits · Stapled Securities · Transurban Group - Fully Paid Ordinary · Units Stapled Sec

18/11/2021	li@armstrongadvisory.com.au	14/02/2020	Investment Income	Accounted	0.38	Dr
------------	-----------------------------	------------	-------------------	-----------	------	----

Income Tax Payable · Income Tax Instalments Paid

25/05/2020	nathan@armstrongadvisory.com.au	1/07/2019	Fund Tax Finalisation	Accounted	3,299.00	Cr
1/11/2021	li@armstrongadvisory.com.au	30/09/2019	PAYG instalment	Accounted	817.00	Dr
1/11/2021	li@armstrongadvisory.com.au	31/12/2019	PAYG instalment	Accounted	817.00	Dr

Income Tax Payable · Income Tax Payable

25/05/2020	nathan@armstrongadvisory.com.au	1/07/2019	Fund Tax Finalisation	Accounted	4,133.14	Cr
------------	---------------------------------	-----------	-----------------------	-----------	----------	----

Income Tax Payable · Provision for Income Tax

25/05/2020	nathan@armstrongadvisory.com.au	1/07/2019	Fund Tax Finalisation	Accounted	8,170.95	Dr
1/12/2021	li@armstrongadvisory.com.au	30/06/2020	Tax Effect Of Income	Accounted	5,761.95	Cr

Income Tax Payable · Withholding Credits · Cash and Cash Equivalents · CBA 062692 53779755

2/11/2021	li@armstrongadvisory.com.au	18/07/2019	Investment Income	Accounted	57.00	Dr
-----------	-----------------------------	------------	-------------------	-----------	-------	----

Income Tax Payable · Withholding Credits · Shares in Listed Companies · CSL Limited

25/05/2020	nathan@armstrongadvisory.com.au	1/07/2019	Fund Tax Finalisation	Accounted	2.78	Cr
------------	---------------------------------	-----------	-----------------------	-----------	------	----

Other Creditors and Accruals · Accountancy Fee

1/11/2021	Evidence Match	16/06/2020	Accountancy Fee	Accounted	1,045.00	Dr
1/11/2021	li@armstrongadvisory.com.au	16/06/2020	Accountancy Fee	Accounted	1,045.00	Cr

Other Creditors and Accruals · Adviser Fee

19/11/2021	Evidence Match	30/06/2020	Adviser Fee	Accounted	11.20	Dr
19/11/2021	Evidence Match	30/06/2020	Adviser Fee	Accounted	11.35	Dr
19/11/2021	Evidence Match	30/06/2020	Adviser Fee	Accounted	9.35	Dr
19/11/2021	Evidence Match	30/06/2020	Adviser Fee	Accounted	7.64	Dr
19/11/2021	Evidence Match	30/06/2020	Adviser Fee	Accounted	10.68	Dr
19/11/2021	Evidence Match	30/06/2020	Adviser Fee	Accounted	6.94	Dr
19/11/2021	li@armstrongadvisory.com.au	30/06/2020	Adviser Fee	Accounted	57.16	Cr

Other Creditors and Accruals · Auditor Fee

1/11/2021	Evidence Match	16/06/2020	Fund General Expense	Accounted	275.00	Dr
1/11/2021	li@armstrongadvisory.com.au	16/06/2020	Fund General Expense	Accounted	275.00	Cr

Other Taxes Payable · Activity Statement Payable · Refundable

1/11/2021	Evidence Match	29/07/2019	Fund Activity Statement	Accounted	134.00	Dr
1/11/2021	li@armstrongadvisory.com.au	30/09/2019	PAYG instalment	Accounted	817.00	Cr
1/11/2021	li@armstrongadvisory.com.au	31/12/2019	PAYG instalment	Accounted	817.00	Cr

SDO Superannuation Fund
General Ledger Audit Trail
For the period from 1 July 2019 to 30 June 2020

Processed Date & User	Date	Description	State	Amount
-----------------------	------	-------------	-------	--------

Liabilities

Other Taxes Payable · Activity Statement Payable · Refundable

1/11/2021	Evidence Match	28/02/2020	PAYG instalment	Accounted	817.00	Dr
1/11/2021	Evidence Match	28/02/2020	PAYG instalment	Accounted	817.00	Dr

Member Entitlements

Member Entitlement Accounts · Mr Sean Olivey · Accumulation

1/11/2021	li@armstrongadvisory.com.au	27/07/2019	from sav to cdia NETBANK TFR	Accounted	5,100.00	Cr
1/11/2021	li@armstrongadvisory.com.au	29/07/2019	Contribution Allocation	Accounted	134.00	Cr
1/11/2021	li@armstrongadvisory.com.au	19/08/2019	from sav to cdia NETBANK TFR	Accounted	3,230.00	Cr
1/11/2021	li@armstrongadvisory.com.au	20/08/2019	from chq to cdia NETBANK TFR	Accounted	100.00	Cr
1/11/2021	li@armstrongadvisory.com.au	20/08/2019	from chq to cdia NETBANK TFR	Accounted	6,734.00	Cr
1/11/2021	li@armstrongadvisory.com.au	28/10/2019	Contribution Allocation	Accounted	817.00	Cr
29/10/2021	li@armstrongadvisory.com.au	8/01/2020	from chq to cdia CommBank app TFR	Accounted	25,000.00	Cr
1/11/2021	li@armstrongadvisory.com.au	8/01/2020	from chq to cdia CommBank app TFR	Accounted	240.00	Cr
1/11/2021	li@armstrongadvisory.com.au	19/01/2020	from chq to cdia NETBANK TFR	Accounted	18,019.00	Cr
1/11/2021	li@armstrongadvisory.com.au	19/01/2020	from chq to cdia NETBANK TFR	Accounted	500.00	Cr
1/11/2021	li@armstrongadvisory.com.au	19/01/2020	to cdia from sav NETBANK TFR	Accounted	1,940.00	Cr
1/11/2021	li@armstrongadvisory.com.au	28/02/2020	Contribution Allocation	Accounted	817.00	Cr
1/11/2021	li@armstrongadvisory.com.au	5/06/2020	ch to cdia 4 super NETBANK TFR	Accounted	16,000.00	Cr
1/11/2021	li@armstrongadvisory.com.au	16/06/2020	Contribution Allocation	Accounted	1,320.00	Cr
1/12/2021	li@armstrongadvisory.com.au	30/06/2020	Investment Profit or Loss	Accounted	2,639.43	Cr
1/12/2021	li@armstrongadvisory.com.au	30/06/2020	Contribution Tax	Accounted	3,750.00	Dr
1/12/2021	li@armstrongadvisory.com.au	30/06/2020	Income Taxes Allocated	Accounted	1,344.98	Dr

Member Entitlement Accounts · Ms Kanda Thongdee · Accumulation

29/10/2021	li@armstrongadvisory.com.au	4/06/2020	from TTFM 4 super NETBANK TFR	Accounted	3,500.00	Cr
1/12/2021	li@armstrongadvisory.com.au	30/06/2020	Contribution Tax	Accounted	525.00	Dr
1/12/2021	li@armstrongadvisory.com.au	30/06/2020	Investment Profit or Loss	Accounted	278.57	Cr
1/12/2021	li@armstrongadvisory.com.au	30/06/2020	Income Taxes Allocated	Accounted	141.97	Dr

SDO Superannuation Fund
Bank Account Movements
For the period 1 July 2019 to 30 June 2020

Date	Description	Withdrawals	Deposits	Balance
Account: SDO Super Fund CBA #11448464 (062-000 11448464)				
1/07/2019	Opening Balance			1,463.52
01/07/2019	DEPOSIT INTEREST		1.74	1,465.26
03/07/2019	S00019135446 MQG		21.60	1,486.86
03/07/2019	DV201-00480228 NAB INTERIM DIV		27.39	1,514.25
27/07/2019	from sav to cdia NETBANK TFR		5,100.00	6,614.25
18/08/2019	Transfer Out Admin Debit Transfer	1,000.00		5,614.25
19/08/2019	from sav to cdia NETBANK TFR		3,230.00	8,844.25
20/08/2019	from chq to cdia NETBANK TFR		100.00	8,944.25
20/08/2019	from chq to cdia NETBANK TFR		6,734.00	15,678.25
22/08/2019	COMMSEC COMMONWEALTH SEC	15,614.51		63.74
20/09/2019	001233318118 AGL FNL DIV		13.44	77.18
23/09/2019	SEP19-00829599 AZJ LIMITED		106.14	183.32
25/09/2019	AF380-00984826 BHP GROUP DIV		113.70	297.02
26/09/2019	FIN19-01098877 COLES GROUP LTD		4.62	301.64
26/09/2019	001232908493 TLS FNL DIV		9.28	310.92
30/09/2019	001233805509 WOW FNL DIV		11.40	322.32
01/10/2019	DEPOSIT INTEREST		0.26	322.58
04/10/2019	OCT19-00817555 CWN INTEREST		10.20	332.78
09/10/2019	FIN19-00985443 WESFARMERS LTD		10.14	342.92
10/10/2019	S00019135446 BRAMBLES LIMITED		7.69	350.61
10/10/2019	AF006-00950469 SOUTH32 DIVIDEND		89.70	440.31
11/10/2019	19AUD-00845631 CSL LTD DIVIDEND		10.18	450.49
11/10/2019	S00019135446 SEVEN GROUP		12.39	462.88
22/10/2019	S00019135446 BRAMBLES LIMITED		15.37	478.25
24/10/2019	001235045986 SUN CAP RETURN		26.52	504.77
15/11/2019	14INT-00800047 AOFM TREAS BONDS		143.75	648.52
12/12/2019	DV202-00476805 NAB FINAL DIV		47.31	695.83
18/12/2019	S00019135446 MQG Dividend		15.00	710.83
20/12/2019	DEC19-00806246 JAMES HARDIE IND		4.26	715.09
20/12/2019	001235812580 WBC DIVIDEND		13.60	728.69
31/12/2019	001236516786 MVTHA INT		40.33	769.02
08/01/2020	from chq to cdia CommBank app TFR		25,240.00	26,009.02
15/01/2020	17INT-00800031 AOFM TREAS BONDS		149.50	26,158.52
18/01/2020	Transfer Out Admin Debit Transfer	26,000.00		158.52
19/01/2020	from chq to cdia NETBANK TFR		500.00	658.52
19/01/2020	to cdia from sav NETBANK TFR		1,940.00	2,598.52
19/01/2020	from chq to cdia NETBANK TFR		18,019.00	20,617.52
20/01/2020	NETBANK BPAY Host Plus Pty Ltd	20,480.00		137.52
14/02/2020	AUI20-00824664 TCL DIV-DIST		13.64	151.16
25/02/2020	FEB20-00807618 GOODMAN GROUP		6.60	157.76
04/03/2020	MISCELLANEOUS		10,035.50	10,193.26
04/03/2020	NETBANK BPAY Host Plus Pty Ltd	10,190.00		3.26
11/03/2020	001237239157 APA DST		14.26	17.52
23/03/2020	MAR20-00828955 AZJ LIMITED		117.27	134.79
24/03/2020	AI381-00981346 BHP GROUP DIV		99.40	234.19
27/03/2020	INT20-01076236 COLES GROUP LTD		3.90	238.09
27/03/2020	001239108620 TLS ITM DIV		9.28	247.37
27/03/2020	001239710933 AGL ITM DIV		9.87	257.24
31/03/2020	INT20-00982280 WESFARMERS LTD		9.75	266.99
02/04/2020	RAU20-00946837 SOUTH32 DIVIDEND		73.14	340.13
09/04/2020	S00019135446 BRAMBLES LIMITED		7.09	347.22
09/04/2020	001240566789 WOW ITM DIV		9.20	356.42
09/04/2020	20AUD-00943489 CSL LTD DIVIDEND		10.30	366.72
17/04/2020	20APR-00817026 CWN DIVIDEND		10.20	376.92
20/04/2020	S00019135446 SEVEN GROUP		12.39	389.31
15/05/2020	21INT-00800057 AOFM TREAS BONDS		143.75	533.06
04/06/2020	from TTFM 4 super NETBANK TFR		3,500.00	4,033.06
05/06/2020	ch to cdia 4 super NETBANK TFR		16,000.00	20,033.06
30/06/2020	001242154605 MVTHA INT		39.78	20,072.84

SDO Superannuation Fund
Bank Account Movements
For the period 1 July 2019 to 30 June 2020

Date	Description	Withdrawals	Deposits	Balance
30/06/2020	Closing Balance	73,284.51	91,893.83	20,072.84
	Transactions : 58			

Account: **SDO Super Fund ING#60352768 (923-100 60352768)**

1/07/2019	Opening Balance			30,072.73
02/07/2019	TRANSFER	30,050.00		22.73
31/07/2019	INTEREST		1.05	23.78
31/08/2019	INTEREST		0.02	23.80
30/09/2019	INTEREST		0.02	23.82
31/10/2019	INTEREST		0.02	23.84
30/11/2019	INTEREST		0.01	23.85
31/12/2019	INTEREST		0.02	23.87
02/01/2020	TRANSFER		30,625.66	30,649.53
31/01/2020	INTEREST		18.89	30,668.42
29/02/2020	INTEREST		18.27	30,686.69
31/03/2020	INTEREST		14.71	30,701.40
30/04/2020	INTEREST		6.31	30,707.71
31/05/2020	INTEREST		6.52	30,714.23
29/06/2020	TRANSFER OUT	30,700.00		14.23
30/06/2020	INTEREST		5.89	20.12
30/06/2020	Closing Balance	60,750.00	30,697.39	20.12
	Transactions : 15			

SDO Superannuation Fund
Investment Summary as at 30 June 2020

Investment	Units	Average Cost Price	Market Price	Accounting Cost	Market Value	Unrealised Accounting Gain/(Loss)	Accounting Gain/(Loss) (%)	Portfolio Weight (%)
<u>Bank</u>								
SDO Super Fund CBA #11448464				20,072.84	20,072.84			4.94%
SDO Super Fund ING#60352768				20.12	20.12			- %
				20,092.96	20,092.96			4.95%
<u>Listed Securities Market</u>								
AGL Energy Limited. (ASX:AGL)	21.00000	26.6962	17.0500	560.62	358.05	(202.57)	(36.13)%	0.09%
AMP Limited (ASX:AMP)	433.00000	4.7764	1.8550	2,068.16	803.22	(1,264.94)	(61.16)%	0.20%
APA Group - Fully Paid Units Stapled Securities (ASX:APA)	62.00000	10.8874	11.1300	675.02	690.06	15.04	2.23%	0.17%
Aurizon Holdings Limited (ASX:AZJ)	856.00000	2.3364	4.9200	2,000.00	4,211.52	2,211.52	110.58%	1.04%
BHP Group Limited (ASX:BHP)	100.00000	17.0340	35.8200	1,703.40	3,582.00	1,878.60	110.29%	0.88%
Brambles Limited (ASX:BXB)	53.00000	12.7058	10.8700	673.41	576.11	(97.30)	(14.45)%	0.14%
Commonwealth Bank Of Australia. (ASX:CBA)	14.00000	81.1214	69.4200	1,135.70	971.88	(163.82)	(14.42)%	0.24%
Coles Group Limited. (ASX:COL)	13.00000	11.8762	17.1700	154.39	223.21	68.82	44.58%	0.05%
CSL Limited (ASX:CSL)	7.00000	183.3286	287.0000	1,283.30	2,009.00	725.70	56.55%	0.49%
Crown Resorts Limited (ASX:CWN)	34.00000	12.6853	9.6700	431.30	328.78	(102.52)	(23.77)%	0.08%
Goodman Group - Fully Paid Ordinary/Units Stapled Securities (ASX:GMG)	44.00000	15.1600	14.8500	667.04	653.40	(13.64)	(2.04)%	0.16%
Australian Government Treasury Bonds - Treasury Bond 5.75% 15-05-21 Semi (ASX:GSBI21)	50.00000	110.5690	105.4800	5,528.45	5,274.00	(254.45)	(4.60)%	1.30%
Australian Government Treasury Bonds - Treasury Bond 5.75% 15-07-22 Semi (ASX:GSBM22)	52.00000	115.7427	114.0770	6,018.62	5,932.00	(86.62)	(1.44)%	1.46%
James Hardie Industries PLC - Chess Depositary Interests 1:1 (ASX:JHX)	29.00000	23.3393	27.5200	676.84	798.08	121.24	17.91%	0.20%
Macquarie Group Limited (ASX:MQG)	6.00000	89.6167	118.6000	537.70	711.60	173.90	32.34%	0.18%
Mercantile Investment Company Ltd - Bond 8.00% 10-07-21 Semi Sub (ASX:MVTHA)	10.00000	100.0000	101.0000	1,000.00	1,010.00	10.00	1.00%	0.25%
National Australia Bank Limited (ASX:NAB)	57.00000	29.0447	18.2200	1,655.55	1,038.54	(617.01)	(37.27)%	0.26%
Newcrest Mining Limited (ASX:NCM)	131.00000	9.3900	31.5300	1,230.09	4,130.43	2,900.34	235.78%	1.02%
Rio Tinto Limited (ASX:RIO)	64.00000	48.2094	97.9600	3,085.40	6,269.44	3,184.04	103.20%	1.54%
South32 Limited (ASX:S32)	2,185.00000	2.1909	2.0400	4,787.03	4,457.40	(329.63)	(6.89)%	1.10%

SDO Superannuation Fund
Investment Summary as at 30 June 2020

Investment	Units	Average Cost Price	Market Price	Accounting Cost	Market Value	Unrealised Accounting Gain/(Loss)	Accounting Gain/(Loss) (%)	Portfolio Weight (%)
<u>Listed Securities Market</u>								
Suncorp Group Limited (ASX:SUN)	69.00000	15.4707	9.2300	1,067.48	636.87	(430.61)	(40.34)%	0.16%
Seven Group Holdings Limited (ASX:SVW)	59.00000	11.1400	17.1800	657.26	1,013.62	356.36	54.22%	0.25%
Transurban Group - Fully Paid Ordinary/Units Stapled Securities (ASX:TCL)	44.00000	15.2000	14.1300	668.80	621.72	(47.08)	(7.04)%	0.15%
Telstra Corporation Limited. (ASX:TLS)	116.00000	4.4212	3.1300	512.86	363.08	(149.78)	(29.20)%	0.09%
Westpac Banking Corporation (ASX:WBC)	17.00000	30.8582	17.9500	524.59	305.15	(219.44)	(41.83)%	0.08%
Wesfarmers Limited (ASX:WES)	13.00000	29.2031	44.8300	379.64	582.79	203.15	53.51%	0.14%
Woolworths Group Limited (ASX:WOW)	20.00000	26.0500	37.2800	521.00	745.60	224.60	43.11%	0.18%
				40,203.65	48,297.55	8,093.90	20.13%	11.89%
<u>Managed Funds Market</u>								
Host Plus - Super - Balanced (My Super)	4,170.81830	1.2240	1.1092	5,105.27	4,626.27	(479.00)	(9.38)%	1.14%
Host Plus - Super - Property (No Pricing)	4,793.10420	1.0416	1.0126	4,992.50	4,853.50	(139.00)	(2.78)%	1.20%
Host Plus-IFM-Australian Infrastructure	3,879.04600	1.3161	1.2130	5,105.30	4,705.28	(400.02)	(7.84)%	1.16%
Hostplus Industry Super Property Trust-Property	4,255.28330	1.1998	1.1571	5,105.32	4,923.79	(181.53)	(3.56)%	1.21%
hostplus infrastructure	4,705.98230	1.1012	1.0396	5,182.23	4,892.34	(289.89)	(5.59)%	1.20%
Hostplus-indexed balanced	4,143.74820	1.2320	1.1305	5,105.25	4,684.51	(420.74)	(8.24)%	1.15%
				30,595.87	28,685.69	(1,910.18)	(6.24)%	7.06%
<u>Term Deposits</u>								
CBA 062692 53779755				37,268.92	37,268.92	0.00	0.00%	9.18%
Ing Term Deposit #50391492				271,734.02	271,734.02	0.00	0.00%	66.92%
				309,002.94	309,002.94	0.00	0.00%	76.09%
				399,895.42	406,079.14	6,183.72	1.55%	100.00%

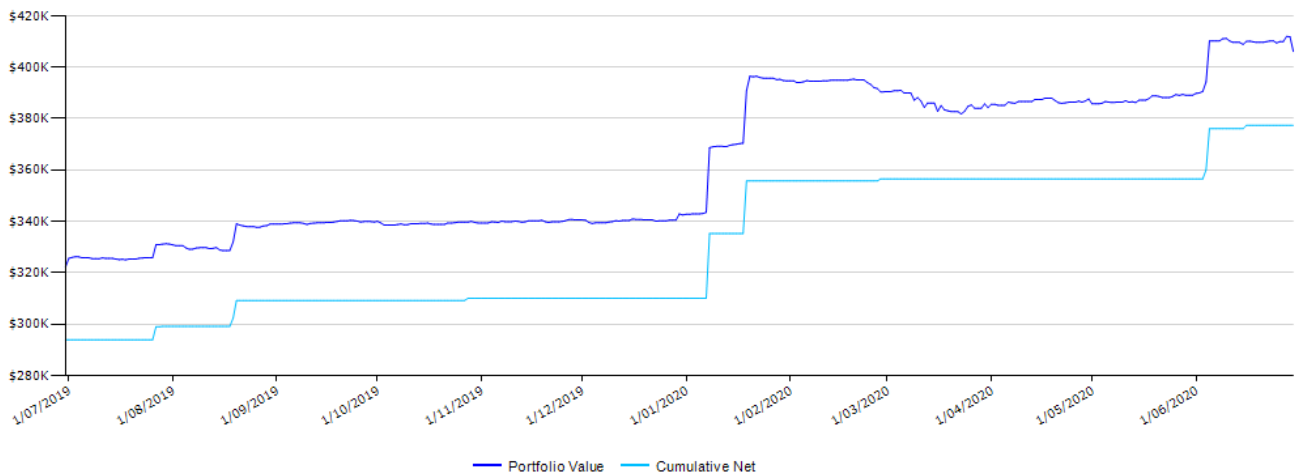
The accounting cost is the original cost base adjusted by any subsequent capital call/improvement or capital return transactions. In many cases, it is not the same as the adjusted or reduced cost base, or the reset cost base resulting from the CGT relief. To view the tax cost base and unrealised gain/(loss) for tax purposes refer to the Unrealised Capital Gains Report or change the report parameter to tax cost base.

SDO Superannuation Fund
Investment Movement and Returns Report
For the period from 1 July 2019 to 30 June 2020

Movement in Value

Starting Market Value	322,070.24
Net Addition	83,451.00
Realised and Unrealised Gains/Losses	(7,003.79)
Investment Income (excluding credits)	10,684.57
Portfolio Expenses	(1,377.16)
Other*	(1,745.72)
Ending Market Value	406,079.14
Movement in Value	84,008.90

Portfolio Value versus Cumulative Net Investment



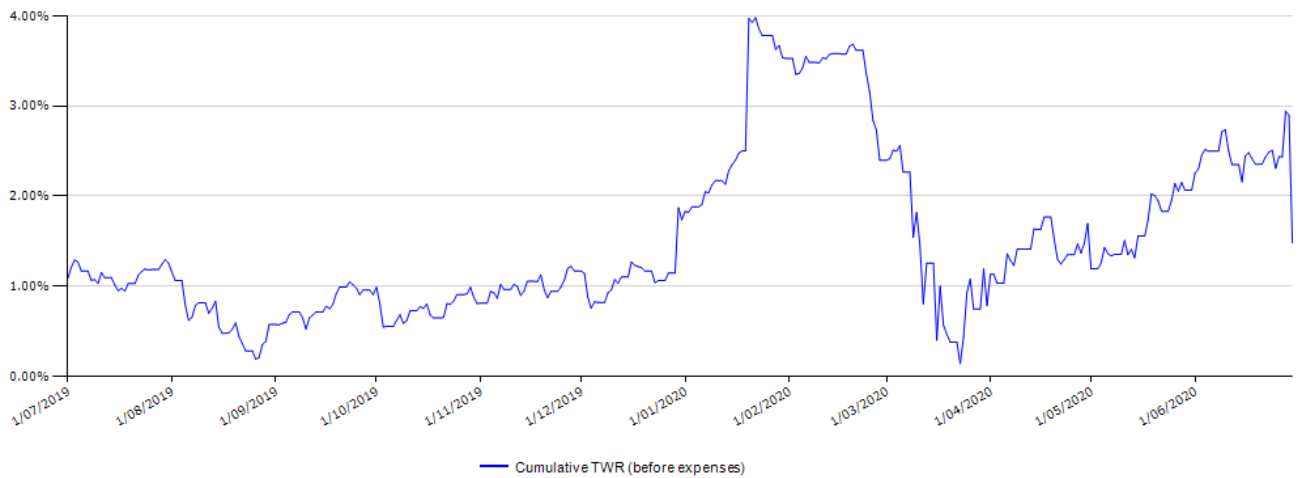
SDO Superannuation Fund
Investment Movement and Returns Report
For the period from 1 July 2019 to 30 June 2020

Portfolio Return

Realised and Unrealised Gains/Losses	(7,003.79)
Investment Income (excluding credits)	10,684.57
Credits	614.38
Total dollar return before expenses	4,295.16
Investment Expenses	(57.16)
Total dollar return after expenses	4,238.00

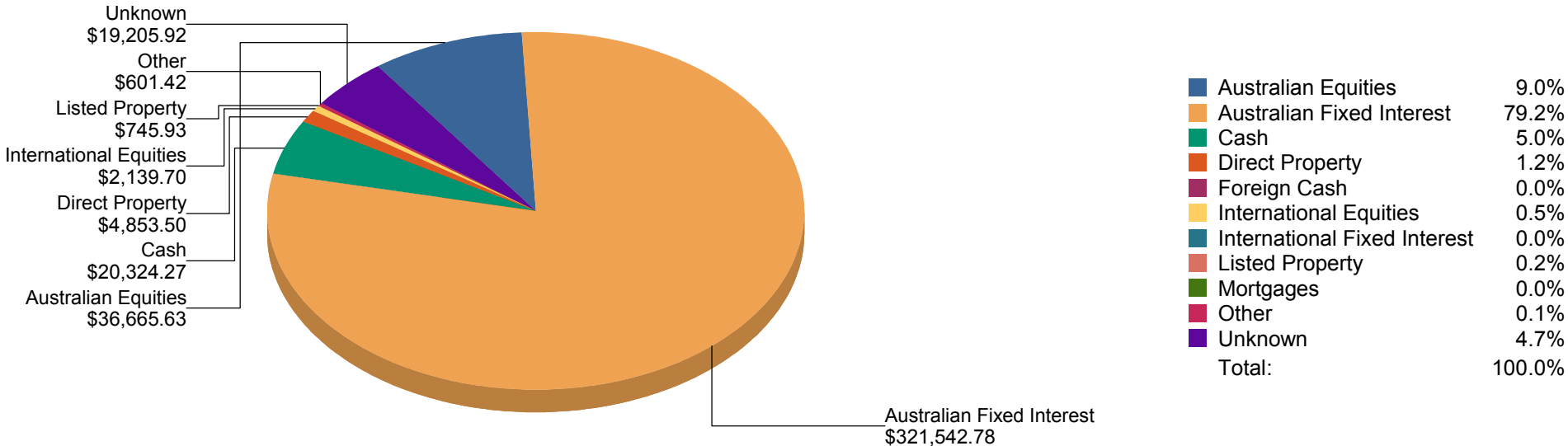
	1 year	3 years	Since 01/07/2016	Since 01/07/2019
Investment return before expenses (TWR)	1.48%	8.48%	12.93%	1.48%

Return Over Time



SDO Superannuation Fund
Investment Allocation as at 30 June 2020

Current Asset Allocation



SDO Superannuation Fund

Investment Allocation as at 30 June 2020

	Australian Equities	Australian Fixed Interest	Cash	Direct Property	International Equities	Listed Property	Other	Unknown	Total (\$)
AGL Energy Limited. (ASX:AGL)	358.05 100.00%	0.00 0.00%	0.00 0.00%	0.00 0.00%	0.00 0.00%	0.00 0.00%	0.00 0.00%	0.00 0.00%	358.05 100.00%
AMP Limited (ASX:AMP)	803.22 100.00%	0.00 0.00%	0.00 0.00%	0.00 0.00%	0.00 0.00%	0.00 0.00%	0.00 0.00%	0.00 0.00%	803.22 100.00%
APA Group - Fully Paid Units Stapled Securities (ASX:APA)	690.06 100.00%	0.00 0.00%	0.00 0.00%	0.00 0.00%	0.00 0.00%	0.00 0.00%	0.00 0.00%	0.00 0.00%	690.06 100.00%
Aurizon Holdings Limited (ASX:AZJ)	4,211.52 100.00%	0.00 0.00%	0.00 0.00%	0.00 0.00%	0.00 0.00%	0.00 0.00%	0.00 0.00%	0.00 0.00%	4,211.52 100.00%
Australian Government Treasury Bonds - Treasury Bond 5.75% 15-05-21 Semi (ASX:GSBI21)	0.00 0.00%	5,274.00 100.00%	0.00 0.00%	0.00 0.00%	0.00 0.00%	0.00 0.00%	0.00 0.00%	0.00 0.00%	5,274.00 100.00%
Australian Government Treasury Bonds - Treasury Bond 5.75% 15-07-22 Semi (ASX:GSBM22)	0.00 0.00%	5,932.00 100.00%	0.00 0.00%	0.00 0.00%	0.00 0.00%	0.00 0.00%	0.00 0.00%	0.00 0.00%	5,932.00 100.00%
BHP Group Limited (ASX:BHP)	3,582.00 100.00%	0.00 0.00%	0.00 0.00%	0.00 0.00%	0.00 0.00%	0.00 0.00%	0.00 0.00%	0.00 0.00%	3,582.00 100.00%
Brambles Limited (ASX:BXB)	576.11 100.00%	0.00 0.00%	0.00 0.00%	0.00 0.00%	0.00 0.00%	0.00 0.00%	0.00 0.00%	0.00 0.00%	576.11 100.00%
CBA 062692 53779755	0.00 0.00%	37,268.92 100.00%	0.00 0.00%	0.00 0.00%	0.00 0.00%	0.00 0.00%	0.00 0.00%	0.00 0.00%	37,268.92 100.00%
Coles Group Limited. (ASX:COL)	223.21 100.00%	0.00 0.00%	0.00 0.00%	0.00 0.00%	0.00 0.00%	0.00 0.00%	0.00 0.00%	0.00 0.00%	223.21 100.00%
Commonwealth Bank Of Australia. (ASX:CBA)	971.88 100.00%	0.00 0.00%	0.00 0.00%	0.00 0.00%	0.00 0.00%	0.00 0.00%	0.00 0.00%	0.00 0.00%	971.88 100.00%
Crown Resorts Limited (ASX:CWN)	328.78 100.00%	0.00 0.00%	0.00 0.00%	0.00 0.00%	0.00 0.00%	0.00 0.00%	0.00 0.00%	0.00 0.00%	328.78 100.00%
CSL Limited (ASX:CSL)	2,009.00 100.00%	0.00 0.00%	0.00 0.00%	0.00 0.00%	0.00 0.00%	0.00 0.00%	0.00 0.00%	0.00 0.00%	2,009.00 100.00%

	Australian Equities	Australian Fixed Interest	Cash	Direct Property	International Equities	Listed Property	Other	Unknown	Total (\$)
Goodman Group - Fully Paid Ordinary/Units Stapled Securities (ASX:GMG)	0.00 0.00%	0.00 0.00%	0.00 0.00%	0.00 0.00%	0.00 0.00%	653.40 100.00%	0.00 0.00%	0.00 0.00%	653.40 100.00%
Host Plus - Super - Balanced (My Super)	2,035.56 44.00%	323.84 7.00%	231.31 5.00%	0.00 0.00%	1,341.62 29.00%	92.53 2.00%	601.42 13.00%	0.00 0.00%	4,626.28 100.00%
Host Plus - Super - Property (No Pricing)	0.00 0.00%	0.00 0.00%	0.00 0.00%	4,853.50 100.00%	0.00 0.00%	0.00 0.00%	0.00 0.00%	0.00 0.00%	4,853.50 100.00%
Host Plus-IFM-Australian Infrastructure	0.00 0.00%	0.00 0.00%	0.00 0.00%	0.00 0.00%	0.00 0.00%	0.00 0.00%	0.00 0.00%	4,705.28 100.00%	4,705.28 100.00%
Hostplus Industry Super Property Trust-Property	0.00 0.00%	0.00 0.00%	0.00 0.00%	0.00 0.00%	0.00 0.00%	0.00 0.00%	0.00 0.00%	4,923.79 100.00%	4,923.79 100.00%
hostplus infrastructure	0.00 0.00%	0.00 0.00%	0.00 0.00%	0.00 0.00%	0.00 0.00%	0.00 0.00%	0.00 0.00%	4,892.34 100.00%	4,892.34 100.00%
Hostplus-indexed balanced	0.00 0.00%	0.00 0.00%	0.00 0.00%	0.00 0.00%	0.00 0.00%	0.00 0.00%	0.00 0.00%	4,684.51 100.00%	4,684.51 100.00%
Ing Term Deposit #50391492	0.00 0.00%	271,734.02 100.00%	0.00 0.00%	0.00 0.00%	0.00 0.00%	0.00 0.00%	0.00 0.00%	0.00 0.00%	271,734.02 100.00%
James Hardie Industries PLC - Chess Depository Interests 1:1 (ASX:JHX)	0.00 0.00%	0.00 0.00%	0.00 0.00%	0.00 0.00%	798.08 100.00%	0.00 0.00%	0.00 0.00%	0.00 0.00%	798.08 100.00%
Macquarie Group Limited (ASX:MQG)	711.60 100.00%	0.00 0.00%	0.00 0.00%	0.00 0.00%	0.00 0.00%	0.00 0.00%	0.00 0.00%	0.00 0.00%	711.60 100.00%
Mercantile Investment Company Ltd - Bond 8.00% 10-07-21 Semi Sub (ASX:MVTHA)	0.00 0.00%	1,010.00 100.00%	0.00 0.00%	0.00 0.00%	0.00 0.00%	0.00 0.00%	0.00 0.00%	0.00 0.00%	1,010.00 100.00%
National Australia Bank Limited (ASX:NAB)	1,038.54 100.00%	0.00 0.00%	0.00 0.00%	0.00 0.00%	0.00 0.00%	0.00 0.00%	0.00 0.00%	0.00 0.00%	1,038.54 100.00%
Newcrest Mining Limited (ASX:NCM)	4,130.43 100.00%	0.00 0.00%	0.00 0.00%	0.00 0.00%	0.00 0.00%	0.00 0.00%	0.00 0.00%	0.00 0.00%	4,130.43 100.00%
Rio Tinto Limited (ASX:RIO)	6,269.44 100.00%	0.00 0.00%	0.00 0.00%	0.00 0.00%	0.00 0.00%	0.00 0.00%	0.00 0.00%	0.00 0.00%	6,269.44 100.00%

	Australian Equities	Australian Fixed Interest	Cash	Direct Property	International Equities	Listed Property	Other	Unknown	Total (\$)
SDO Super Fund CBA #11448464	0.00 0.00%	0.00 0.00%	20,072.84 100.00%	0.00 0.00%	0.00 0.00%	0.00 0.00%	0.00 0.00%	0.00 0.00%	20,072.84 100.00%
SDO Super Fund ING#60352768	0.00 0.00%	0.00 0.00%	20.12 100.00%	0.00 0.00%	0.00 0.00%	0.00 0.00%	0.00 0.00%	0.00 0.00%	20.12 100.00%
Seven Group Holdings Limited (ASX:SVW)	1,013.62 100.00%	0.00 0.00%	0.00 0.00%	0.00 0.00%	0.00 0.00%	0.00 0.00%	0.00 0.00%	0.00 0.00%	1,013.62 100.00%
South32 Limited (ASX:S32)	4,457.40 100.00%	0.00 0.00%	0.00 0.00%	0.00 0.00%	0.00 0.00%	0.00 0.00%	0.00 0.00%	0.00 0.00%	4,457.40 100.00%
Suncorp Group Limited (ASX:SUN)	636.87 100.00%	0.00 0.00%	0.00 0.00%	0.00 0.00%	0.00 0.00%	0.00 0.00%	0.00 0.00%	0.00 0.00%	636.87 100.00%
Telstra Corporation Limited. (ASX:TLS)	363.08 100.00%	0.00 0.00%	0.00 0.00%	0.00 0.00%	0.00 0.00%	0.00 0.00%	0.00 0.00%	0.00 0.00%	363.08 100.00%
Transurban Group - Fully Paid Ordinary/Units Stapled Securities (ASX:TCL)	621.72 100.00%	0.00 0.00%	0.00 0.00%	0.00 0.00%	0.00 0.00%	0.00 0.00%	0.00 0.00%	0.00 0.00%	621.72 100.00%
Wesfarmers Limited (ASX:WES)	582.79 100.00%	0.00 0.00%	0.00 0.00%	0.00 0.00%	0.00 0.00%	0.00 0.00%	0.00 0.00%	0.00 0.00%	582.79 100.00%
Westpac Banking Corporation (ASX:WBC)	305.15 100.00%	0.00 0.00%	0.00 0.00%	0.00 0.00%	0.00 0.00%	0.00 0.00%	0.00 0.00%	0.00 0.00%	305.15 100.00%
Woolworths Group Limited (ASX:WOW)	745.60 100.00%	0.00 0.00%	0.00 0.00%	0.00 0.00%	0.00 0.00%	0.00 0.00%	0.00 0.00%	0.00 0.00%	745.60 100.00%
Total	36,665.63 9.03%	321,542.78 79.18%	20,324.27 5.01%	4,853.50 1.20%	2,139.70 0.53%	745.93 0.18%	601.42 0.15%	19,205.92 4.73%	406,079.15 100.00%

NOTE: Investment Totals include Unsettled Amounts.

SDO Superannuation Fund
Foreign Cash Reconciliation Statement
For the period 1 July 2019 to 30 June 2020

Date	Description	Bank Statement Line Items					Matched Transaction(s)		
		Foreign Withdrawals	Foreign Deposits	Balance	AUD Withdrawals	AUD Deposits	Amount	Matched As	Account Name

Currency:

Bank Account:

Opening Balance

Closing Balance

SDO Superannuation Fund
Statement of Taxable Income
For the Period from 1 July 2019 to 30 June 2020

Description	Investment Reference	Date	Tax Return Ref.	Amount
			Section B	
Income				
Net Capital Gain				
Deferred Capital Gain Realised		30 Jun 2020	A	0.00
Less Capital Losses Applied		30 Jun 2020	A	0.00
Less Discount		30 Jun 2020	A	0.00
Total Net Capital Gain			A	0.00
Total Gross Rent and Other Leasing & Hiring Income			B	0.00
Gross Interest				
DEPOSIT INTEREST	CBA: SDO Super Fund CBA #11448464	01 Jul 2019	C	1.74
DEPOSIT INTEREST	CBA: SDO Super Fund CBA #11448464	01 Oct 2019	C	0.26
Investment Income	CBATD: CBA 062692 53779755	18 Jul 2019	C	122.71
Investment Income	CBATD: CBA 062692 53779755	18 Aug 2019	C	21.15
Investment Income	CBATD: CBA 062692 53779755	18 Jan 2020	C	82.06
14INT-00800047 AOFM TREAS BONDS	GSB121: Australian Government Treasury Bonds - Treasury Bond 5.75% 15-05-21 Semi	15 Nov 2019	C	143.75
21INT-00800057 AOFM TREAS BONDS	GSB121: Australian Government Treasury Bonds - Treasury Bond 5.75% 15-05-21 Semi	15 May 2020	C	143.75
17INT-00800031 AOFM TREAS BONDS	GSBM22: Australian Government Treasury Bonds - Treasury Bond 5.75% 15-07-22 Semi	15 Jan 2020	C	149.50
INTEREST	ING: SDO Super Fund ING#60352768	31 Jan 2020	C	71.73
Investment Income	INGTD1: Ing Term Deposit \$10K	01 Jan 2020	C	306.72
MISCELLANEOUS	INGTD1: Ing Term Deposit \$10K	04 Mar 2020	C	135.50
Investment Income	INGTD2: Ing Term Deposit #50391492	01 Jul 2019	C	3,386.90
Investment Income	INGTD2: Ing Term Deposit #50391492	30 Dec 2019	C	2,579.34
Investment Income	INGTD2: Ing Term Deposit #50391492	28 Jun 2020	C	2,026.00
001236516786 MVTHA INT	MVTHA: Mercantile Investment Company Ltd - Bond 8.00% 10-07-21 Semi Sub	31 Dec 2019	C	40.33
001242154605 MVTHA INT	MVTHA: Mercantile Investment Company Ltd - Bond 8.00% 10-07-21 Semi Sub	30 Jun 2020	C	39.78
<i>Less Rounding</i>			C	(0.22)
Total Gross Interest			C	9,251.00
Total Forestry Managed Investment Scheme Income			X	0.00
Total Net Foreign Income			D	0.00
Total Australian Franking Credits from a New Zealand Company			E	0.00
Total Transfers from Foreign Funds			F	0.00
Total Gross Payments where ABN not quoted			H	0.00
Total Gross Distribution from Partnerships			I	0.00
Unfranked Dividend Amount				
001233318118 AGL FNL DIV	AGL: AGL Energy Limited.	20 Sep 2019	J	2.69
001239710933 AGL ITM DIV	AGL: AGL Energy Limited.	27 Mar 2020	J	1.97
001237239157 APA DST	APA: APA Group - Fully Paid Units Stapled Securities	11 Mar 2020	J	8.98
SEP19-00829599 AZJ LIMITED	AZJ: Aurizon Holdings Limited	23 Sep 2019	J	31.84
MAR20-00828955 AZJ LIMITED	AZJ: Aurizon Holdings Limited	23 Mar 2020	J	35.18
S00019135446 BRAMBLES LIMITED	BXB: Brambles Limited	10 Oct 2019	J	5.38
S00019135446 BRAMBLES LIMITED	BXB: Brambles Limited	22 Oct 2019	J	9.01
S00019135446 BRAMBLES LIMITED	BXB: Brambles Limited	09 Apr 2020	J	4.96
19AUD-00845631 CSL LTD DIVIDEND	CSL: CSL Limited	11 Oct 2019	J	10.18

SDO Superannuation Fund
Statement of Taxable Income
For the Period from 1 July 2019 to 30 June 2020

Description	Investment Reference	Date	Tax Return Ref.	Amount
20AUD-00943489 CSL LTD DIVIDEND	CSL: CSL Limited	09 Apr 2020	J	10.30
OCT19-00817555 CWN INTEREST	CWN: Crown Resorts Limited	04 Oct 2019	J	7.65
20APR-00817026 CWN DIVIDEND	CWN: Crown Resorts Limited	17 Apr 2020	J	10.20
FEB20-00807618 GOODMAN GROUP	GMG: Goodman Group - Fully Paid Ordinary/Units Stapled Securities	25 Feb 2020	J	6.60
DEC19-00806246 JAMES HARDIE IND	JHX: James Hardie Industries PLC - Chess Depository Interests 1:1	20 Dec 2019	J	4.26
MQG 162C FR@30%; 198C CFI; DRP NIL DISC	MQG: Macquarie Group Limited	03 Jul 2019	J	11.88
S00019135446 MQG Dividend	MQG: Macquarie Group Limited	18 Dec 2019	J	9.00
<i>Less Rounding</i>			J	(0.08)
Total Unfranked Dividend Amount			J	170.00
Franked Dividend Amount				
001233318118 AGL FNL DIV	AGL: AGL Energy Limited.	20 Sep 2019	K	10.75
001239710933 AGL ITM DIV	AGL: AGL Energy Limited.	27 Mar 2020	K	7.90
001237239157 APA DST	APA: APA Group - Fully Paid Units Stapled Securities	11 Mar 2020	K	5.28
SEP19-00829599 AZJ LIMITED	AZJ: Aurizon Holdings Limited	23 Sep 2019	K	74.30
MAR20-00828955 AZJ LIMITED	AZJ: Aurizon Holdings Limited	23 Mar 2020	K	82.09
AF380-00984826 BHP GROUP DIV	BHP: BHP Group Limited	25 Sep 2019	K	113.70
AI381-00981346 BHP GROUP DIV	BHP: BHP Group Limited	24 Mar 2020	K	99.40
S00019135446 BRAMBLES LIMITED	BXB: Brambles Limited	10 Oct 2019	K	2.31
S00019135446 BRAMBLES LIMITED	BXB: Brambles Limited	09 Apr 2020	K	2.13
CBA 231C FRANKED@30%; DRP NIL DISCOUNT	CBAShares: Commonwealth Bank Of Australia.	26 Sep 2019	K	30.03
Investment Income	CBAShares: Commonwealth Bank Of Australia.	31 Mar 2020	K	26.00
FIN19-01098877 COLES GROUP LTD	COL: Coles Group Limited.	26 Sep 2019	K	4.62
INT20-01076236 COLES GROUP LTD	COL: Coles Group Limited.	27 Mar 2020	K	3.90
OCT19-00817555 CWN INTEREST	CWN: Crown Resorts Limited	04 Oct 2019	K	2.55
MQG 162C FR@30%; 198C CFI; DRP NIL DISC	MQG: Macquarie Group Limited	03 Jul 2019	K	9.72
S00019135446 MQG Dividend	MQG: Macquarie Group Limited	18 Dec 2019	K	6.00
NAB 83C FR@ 30%; DRP; BSP NIL DISCOUNT	NAB: National Australia Bank Limited	03 Jul 2019	K	27.39
DV202-00476805 NAB FINAL DIV	NAB: National Australia Bank Limited	12 Dec 2019	K	47.31
Investment Income	NCM: Newcrest Mining Limited	26 Sep 2019	K	27.90
Investment Income	NCM: Newcrest Mining Limited	27 Mar 2020	K	14.76
Investment Income	RIO: Rio Tinto Limited	19 Sep 2019	K	181.48
Investment Income	RIO: Rio Tinto Limited	16 Apr 2020	K	213.34
AF006-00950469 SOUTH32 DIVIDEND	S32: South32 Limited	10 Oct 2019	K	89.70
RAU20-00946837 SOUTH32 DIVIDEND	S32: South32 Limited	02 Apr 2020	K	73.14
Investment Income	SUN: Suncorp Group Limited	25 Sep 2019	K	29.04
Investment Income	SUN: Suncorp Group Limited	31 Mar 2020	K	17.42
S00019135446 SEVEN GROUP	SVW: Seven Group Holdings Limited	11 Oct 2019	K	12.39
S00019135446 SEVEN GROUP	SVW: Seven Group Holdings Limited	20 Apr 2020	K	12.39
Investment Income	TCL: Transurban Group - Fully Paid Ordinary/Units Stapled Securities	14 Feb 2020	K	0.88
001232908493 TLS FNL DIV	TLS: Telstra Corporation Limited.	26 Sep 2019	K	9.28
001239108620 TLS ITM DIV	TLS: Telstra Corporation Limited.	27 Mar 2020	K	9.28
001235812580 WBC DIVIDEND	WBC: Westpac Banking Corporation	20 Dec 2019	K	13.60
FIN19-00985443 WESFARMERS LTD	WES: Wesfarmers Limited	09 Oct 2019	K	10.14
INT20-00982280 WESFARMERS LTD	WES: Wesfarmers Limited	31 Mar 2020	K	9.75
001233805509 WOW FNL DIV	WOW: Woolworths Group Limited	30 Sep 2019	K	11.40

SDO Superannuation Fund
Statement of Taxable Income
For the Period from 1 July 2019 to 30 June 2020

Description	Investment Reference	Date	Tax Return Ref.	Amount
001240566789 WOW ITM DIV	WOW: Woolworths Group Limited	09 Apr 2020	K	9.20
<i>Less Rounding</i>			K	(0.47)
Total Franked Dividend Amount			K	1,300.00
Dividend Franking Credit				
001233318118 AGL FNL DIV	AGL: AGL Energy Limited.	20 Sep 2019	L	4.61
001239710933 AGL ITM DIV	AGL: AGL Energy Limited.	27 Mar 2020	L	3.39
001237239157 APA DST	APA: APA Group - Fully Paid Units Stapled Securities	11 Mar 2020	L	2.26
SEP19-00829599 AZJ LIMITED	AZJ: Aurizon Holdings Limited	23 Sep 2019	L	31.84
MAR20-00828955 AZJ LIMITED	AZJ: Aurizon Holdings Limited	23 Mar 2020	L	35.18
AF380-00984826 BHP GROUP DIV	BHP: BHP Group Limited	25 Sep 2019	L	48.73
AI381-00981346 BHP GROUP DIV	BHP: BHP Group Limited	24 Mar 2020	L	42.60
S00019135446 BRAMBLES LIMITED	BXB: Brambles Limited	10 Oct 2019	L	0.99
S00019135446 BRAMBLES LIMITED	BXB: Brambles Limited	09 Apr 2020	L	0.91
CBA 231C FRANKED@30%; DRP NIL DISCOUNT	CBAShares: Commonwealth Bank Of Australia.	26 Sep 2019	L	12.87
Investment Income	CBAShares: Commonwealth Bank Of Australia.	31 Mar 2020	L	11.14
FIN19-01098877 COLES GROUP LTD	COL: Coles Group Limited.	26 Sep 2019	L	1.98
INT20-01076236 COLES GROUP LTD	COL: Coles Group Limited.	27 Mar 2020	L	1.67
OCT19-00817555 CWN INTEREST	CWN: Crown Resorts Limited	04 Oct 2019	L	1.09
MQG 162C FR@30%; 198C CFI; DRP NIL DISC	MQG: Macquarie Group Limited	03 Jul 2019	L	4.17
S00019135446 MQG Dividend	MQG: Macquarie Group Limited	18 Dec 2019	L	2.57
NAB 83C FR@ 30%; DRP; BSP NIL DISCOUNT	NAB: National Australia Bank Limited	03 Jul 2019	L	11.74
DV202-00476805 NAB FINAL DIV	NAB: National Australia Bank Limited	12 Dec 2019	L	20.28
Investment Income	NCM: Newcrest Mining Limited	26 Sep 2019	L	11.96
Investment Income	NCM: Newcrest Mining Limited	27 Mar 2020	L	6.33
Investment Income	RIO: Rio Tinto Limited	19 Sep 2019	L	77.78
Investment Income	RIO: Rio Tinto Limited	16 Apr 2020	L	91.43
AF006-00950469 SOUTH32 DIVIDEND	S32: South32 Limited	10 Oct 2019	L	38.44
RAU20-00946837 SOUTH32 DIVIDEND	S32: South32 Limited	02 Apr 2020	L	31.35
Investment Income	SUN: Suncorp Group Limited	25 Sep 2019	L	12.45
Investment Income	SUN: Suncorp Group Limited	31 Mar 2020	L	7.47
S00019135446 SEVEN GROUP	SVW: Seven Group Holdings Limited	11 Oct 2019	L	5.31
S00019135446 SEVEN GROUP	SVW: Seven Group Holdings Limited	20 Apr 2020	L	5.31
Investment Income	TCL: Transurban Group - Fully Paid Ordinary/Units Stapled Securities	14 Feb 2020	L	0.38
001232908493 TLS FNL DIV	TLS: Telstra Corporation Limited.	26 Sep 2019	L	3.98
001239108620 TLS ITM DIV	TLS: Telstra Corporation Limited.	27 Mar 2020	L	3.98
001235812580 WBC DIVIDEND	WBC: Westpac Banking Corporation	20 Dec 2019	L	5.83
FIN19-00985443 WESFARMERS LTD	WES: Wesfarmers Limited	09 Oct 2019	L	4.35
INT20-00982280 WESFARMERS LTD	WES: Wesfarmers Limited	31 Mar 2020	L	4.18
001233805509 WOW FNL DIV	WOW: Woolworths Group Limited	30 Sep 2019	L	4.89
001240566789 WOW ITM DIV	WOW: Woolworths Group Limited	09 Apr 2020	L	3.94
<i>Less Rounding</i>			L	(0.38)
Total Dividend Franking Credit			L	557.00
Gross Trust Distributions				
AUI20-00824664 TCL DIV-DIST	TCL: Transurban Group - Fully Paid Ordinary/Units Stapled Securities	14 Feb 2020	M	12.76
Distribution - Tax Statement	TCL: Transurban Group - Fully Paid Ordinary/Units Stapled Securities	30 Jun 2020	M	(7.48)

SDO Superannuation Fund
Statement of Taxable Income
For the Period from 1 July 2019 to 30 June 2020

Description	Investment Reference	Date	Tax Return Ref.	Amount
Investment Income	TCL: Transurban Group - Fully Paid Ordinary/Units Stapled Securities	30 Jun 2020	M	7.04
<i>Less Rounding</i>			M	(0.32)
Total Gross Trust Distributions			M	12.00
Assessable Employer Contributions				
from chq to cdia CommBank app TFR	1: Sean Olivey	08 Jan 2020	R1	25,000.00
Total Assessable Employer Contributions			R1	25,000.00
Assessable Personal Contributions				
from TTFM 4 super NETBANK TFR	2: Kanda Thongdee	04 Jun 2020	R2	3,500.00
Total Assessable Personal Contributions			R2	3,500.00
Total No-TFN quoted contributions			R3	0.00
Total Transfer of Liability to life insurance company or PST			R6	0.00
Total Assessable Contributions			R	28,500.00
Total Other Income			S	0.00
Total Assessable Income Due to Changed Tax Status of Fund			T	0.00
Total Net Non-arm's Length Income			U	0.00
Total Exempt Current Pension Income			Y	0.00
Total Assessable Income				39,790.00
Deductions			Section C	
Total Interest Expenses within Australia			A	0.00
Total Interest Expenses Overseas			B	0.00
Total Capital Works Deductions			D	0.00
Total Deduction for Decline in Value of Depreciating Assets			E	0.00
Total Death or Disability Premiums			F	0.00
Total Death Benefit Increase			G	0.00
Approved Auditor Fee				
Fund General Expense		16 Jun 2020	H	275.00
Total Approved Auditor Fee			H	275.00
Total Investment Expenses			I	0.00
Management and Administration Expenses				
Accountancy Fee		16 Jun 2020	J	1,045.00
Adviser Fee		30 Jun 2020	J	57.16
<i>Less Rounding</i>			J	(0.16)
Total Management and Administration Expenses			J	1,102.00
Total Forestry Managed Investment Scheme Deduction			U	0.00
Total Other Deductions			L	0.00
Tax Losses Deducted				
Tax Losses Brought Forward		30 Jun 2020	M	0.00
Less Net Exempt Income		30 Jun 2020	M	0.00

SDO Superannuation Fund
Statement of Taxable Income
For the Period from 1 July 2019 to 30 June 2020

Description	Investment Reference	Date	Tax Return Ref.	Amount
Total Tax Losses Deducted			M	0.00
Total Deductions				1,377.00
Taxable Income or Loss			(V - N) O	38,413.00

Income Tax Calculation Statement

Section D

Gross Tax

Gross Tax @ 15% for Concessional Income		30 Jun 2020	T1	5,761.95
Gross Tax @ 45% for Net Non-Arm's Length Income		30 Jun 2020	T1	0.00
No-TFN Quoted Contributions @ 32%		30 Jun 2020	J	0.00
Total Gross Tax				5,761.95

Total Credit: Foreign Tax Income Offset

C1 **0.00**

Total Credit: Rebates and Tax Offset

C2 **0.00**

Rebates and Offsets

C **0.00**

SUBTOTAL

5,761.95

Credit: Refundable Franking Credits

001233318118 AGL FNL DIV	AGL: AGL Energy Limited.	20 Sep 2019	E1	4.61
001239710933 AGL ITM DIV	AGL: AGL Energy Limited.	27 Mar 2020	E1	3.39
001237239157 APA DST	APA: APA Group - Fully Paid Units Stapled Securities	11 Mar 2020	E1	2.26
SEP19-00829599 AZJ LIMITED	AZJ: Aurizon Holdings Limited	23 Sep 2019	E1	31.84
MAR20-00828955 AZJ LIMITED	AZJ: Aurizon Holdings Limited	23 Mar 2020	E1	35.18
AF380-00984826 BHP GROUP DIV	BHP: BHP Group Limited	25 Sep 2019	E1	48.73
AI381-00981346 BHP GROUP DIV	BHP: BHP Group Limited	24 Mar 2020	E1	42.60
S00019135446 BRAMBLES LIMITED	BXB: Brambles Limited	10 Oct 2019	E1	0.99
S00019135446 BRAMBLES LIMITED	BXB: Brambles Limited	09 Apr 2020	E1	0.91
CBA 231C FRANKED@30%; DRP NIL DISCOUNT	CBAShares: Commonwealth Bank Of Australia.	26 Sep 2019	E1	12.87
Investment Income	CBAShares: Commonwealth Bank Of Australia.	31 Mar 2020	E1	11.14
FIN19-01098877 COLES GROUP LTD	COL: Coles Group Limited.	26 Sep 2019	E1	1.98
INT20-01076236 COLES GROUP LTD	COL: Coles Group Limited.	27 Mar 2020	E1	1.67
OCT19-00817555 CWN INTEREST	CWN: Crown Resorts Limited	04 Oct 2019	E1	1.09
MQG 162C FR@30%; 198C CFI; DRP NIL DISC	MQG: Macquarie Group Limited	03 Jul 2019	E1	4.17
S00019135446 MQG Dividend	MQG: Macquarie Group Limited	18 Dec 2019	E1	2.57
NAB 83C FR@ 30%; DRP; BSP NIL DISCOUNT	NAB: National Australia Bank Limited	03 Jul 2019	E1	11.74
DV202-00476805 NAB FINAL DIV	NAB: National Australia Bank Limited	12 Dec 2019	E1	20.28
Investment Income	NCM: Newcrest Mining Limited	26 Sep 2019	E1	11.96
Investment Income	NCM: Newcrest Mining Limited	27 Mar 2020	E1	6.33
Investment Income	RIO: Rio Tinto Limited	19 Sep 2019	E1	77.78
Investment Income	RIO: Rio Tinto Limited	16 Apr 2020	E1	91.43
AF006-00950469 SOUTH32 DIVIDEND	S32: South32 Limited	10 Oct 2019	E1	38.44
RAU20-00946837 SOUTH32 DIVIDEND	S32: South32 Limited	02 Apr 2020	E1	31.35
Investment Income	SUN: Suncorp Group Limited	25 Sep 2019	E1	12.45
Investment Income	SUN: Suncorp Group Limited	31 Mar 2020	E1	7.47
S00019135446 SEVEN GROUP	SVW: Seven Group Holdings Limited	11 Oct 2019	E1	5.31

SDO Superannuation Fund
Statement of Taxable Income
For the Period from 1 July 2019 to 30 June 2020

Description	Investment Reference	Date	Tax Return	
			Ref.	Amount
S00019135446 SEVEN GROUP	SVW: Seven Group Holdings Limited	20 Apr 2020	E1	5.31
Investment Income	TCL: Transurban Group - Fully Paid Ordinary/Units Stapled Securities	14 Feb 2020	E1	0.38
001232908493 TLS FNL DIV	TLS: Telstra Corporation Limited.	26 Sep 2019	E1	3.98
001239108620 TLS ITM DIV	TLS: Telstra Corporation Limited.	27 Mar 2020	E1	3.98
001235812580 WBC DIVIDEND	WBC: Westpac Banking Corporation	20 Dec 2019	E1	5.83
FIN19-00985443 WESFARMERS LTD	WES: Wesfarmers Limited	09 Oct 2019	E1	4.35
INT20-00982280 WESFARMERS LTD	WES: Wesfarmers Limited	31 Mar 2020	E1	4.18
001233805509 WOW FNL DIV	WOW: Woolworths Group Limited	30 Sep 2019	E1	4.89
001240566789 WOW ITM DIV	WOW: Woolworths Group Limited	09 Apr 2020	E1	3.94
Total Credit: Refundable Franking Credits			E1	557.38
Total Credit: No-TFN Tax Offset			E2	0.00
Total Credit: Refundable National Rental Affordability Scheme Tax Offset			E3	0.00
Total Credit: Interest on Early Payments			H1	0.00
Total Credit: Foreign Resident Withholding			H2	0.00
Credit: ABN/TFN Not Quoted (Non-Individual)				
Investment Income	CBATD: CBA 062692 53779755	18 Jul 2019	H3	57.00
Total Credit: ABN/TFN Not Quoted (Non-Individual)			H3	57.00
Total Credit: Interest on No-TFN Tax Offset			H6	0.00
Total Eligible Credits				57.00
Net Tax Payable				5,147.57
PAYG Instalments Raised				
PAYG instalment		30 Sep 2019	K	817.00
PAYG instalment		31 Dec 2019	K	817.00
Total PAYG Instalments Raised			K	1,634.00
Total Supervisory Levy			L	259.00
Total Supervisory Levy Adjustment for Wound Up Funds			M	0.00
Total Supervisory Levy Adjustment for New Funds			N	0.00
Total Amount Due / (Refundable)				3,772.57

SDO Superannuation Fund
Foreign Income and Expenses Worksheet
For the period 1 July 2019 to 30 June 2020

Date	Description	Code	Market	Foreign Amount			Xrate	RBA Rate	Variance	AUD Amount		
				Gross	WHT	Net				Gross	WHT	Net

Currency:

SDO Superannuation Fund

Tax Accounting Reconciliation

For the period 1 July 2019 to 30 June 2020

Operating Statement Profit vs. Provision for Income Tax		2020
		\$
Benefits Accrued as a Result of Operations before Income Tax		86,369.00
<u>ADD:</u>		
Decrease in Market Value		6,986.82
Realised Capital Losses		16.97
<u>LESS:</u>		
Non-Taxable Contributions		54,951.00
Non-Taxable Income		7.48
Rounding		1.31
Taxable Income or Loss		<u>38,413.00</u>
	Income Amount	Tax Amount
Gross Tax @ 15% for Concessional Income	38,413.00	5,761.95
Gross Tax @ 45% for Net Non-Arm's Length Income	0.00	0.00
No-TFN Quoted Contributions @ 32%	0.00	0.00
Change in Carried Forward Losses	0.00	0.00
Provision for Income Tax		<u>5,761.95</u>

Provision for Income Tax vs. Income Tax Expense

Provision for Income Tax	5,761.95
Income Tax Expense	<u>5,761.95</u>

Provision for Income Tax vs. Income Tax Payable

Provision for Income Tax	5,761.95
<u>LESS:</u>	
Withholding Credits	57.00
Franking Credits	557.38
Income Tax Instalments Paid	1,634.00
Income Tax Payable (Receivable)	<u>3,513.57</u>

Exempt Current Pension Income Settings

Pension Exempt % (Actuarial)	0.0000%
Pension Exempt % (Expenses)	0.0000%
Assets Segregated For Pensions	No

SDO Superannuation Fund
Realised Capital Gains
For the period from 1 July 2019 to 30 June 2020

	Accounting Treatment					Taxation Treatment					
	Quantity	Proceeds	Excess Tax Value*	Original Cost	Accounting Profit/(Loss)	Cost Base Calculation		Capital Gains Calculation			
						Adjusted	Reduced	Indexation	Discounted	Other	Deferred
<i>Managed Funds Market</i>											
Host Plus - Super - Balanced (My Super)											
30/06/2020	Sale	12.04	11.35	14.73	(3.38)		14.73				3.38
		12.04	11.35	14.73	(3.38)		14.73			0.00	3.38
Host Plus - Super - Property (No Pricing)											
30/06/2020	Sale	7.20	7.64	7.50	0.14	7.50			0.14		
		7.20	7.64	7.50	0.14	7.50			0.14	0.00	
Host Plus-IFM-Australian Infrastructure											
30/06/2020	Sale	11.17	9.35	14.70	(5.35)		14.70				5.35
		11.17	9.35	14.70	(5.35)		14.70			0.00	5.35
Hostplus Industry Super Property Trust-Property											
30/06/2020	Sale	12.24	11.20	14.68	(3.48)		14.68				3.48
		12.24	11.20	14.68	(3.48)		14.68			0.00	3.48
hostplus infrastructure											
30/06/2020	Sale	7.06	6.94	7.77	(0.83)		7.77				0.83
		7.06	6.94	7.77	(0.83)		7.77			0.00	0.83
Hostplus-indexed balanced											
30/06/2020	Sale	11.97	10.68	14.75	(4.07)		14.75				4.07
		11.97	10.68	14.75	(4.07)		14.75			0.00	4.07
Managed Funds Market Total			57.16	74.13	(16.97)	7.50	66.63		0.14	0.00	17.11
Grand Total			57.16	74.13	(16.97)	7.50	66.63		0.14	0.00	17.11

* Where there is an Excess Tax Value Amount, the Accounting Profit/(Loss) figure takes account of this. Accounting Profit/(Loss) equals Proceeds less Excess Tax Value less Original Cost.

SDO Superannuation Fund
Realised Capital Gains
For the period from 1 July 2019 to 30 June 2020

Capital Gains Tax Return Summary

	Indexation	Discount	Other	Deferred	Total Capital Gains	Capital Losses
Current Year Capital Gains						
Shares & Units - Listed Shares	0.00	0.00	0.00	0.00	0.00	0.00
Shares & Units - Other Shares	0.00	0.00	0.00	0.00	0.00	0.00
Shares & Units - Listed Trusts	0.00	0.00	0.00	0.00	0.00	0.00
Shares & Units - Other Units	0.00	0.00	0.00	0.00	0.00	17.00
Australian Real Estate	0.00	0.00	0.00	0.00	0.00	0.00
Other Real Estate	0.00	0.00	0.00	0.00	0.00	0.00
Collectables	0.00	0.00	0.00	0.00	0.00	0.00
Other CGT Assets & Other CGT Events	0.00	0.00	0.00	0.00	0.00	0.00
Distributed Capital Gains from Trusts	0.00	0.00	0.00	0.00	0.00	0.00
	0.00	0.00	0.00	0.00	0.00	17.00
Capital Losses Applied						
Current Year	0.00	0.00	0.00	0.00	0.00	
Prior Years	0.00	0.00	0.00	0.00	0.00	
	0.00	0.00	0.00	0.00	0.00	
Net Capital Gains						
Net Gain after applying losses	0.00	0.00	0.00	0.00	0.00	
Discount applicable		0.00				
Net Gain after applying discount	0.00	0.00	0.00	0.00	0.00	

SDO Superannuation Fund
Unrealised Capital Gains as at 30 June 2020

Quantity /Description	Accounting Treatment			Taxation Treatment								
	Market Value	Original Cost	Accounting Gain/(Loss)	Cost Base Calculation				Capital Gains Calculation				
				Tax Free	Tax Deferred	AMIT	Amount	Indexation	Discountable	Other	Deferred	Capital Loss
<u>Bank</u>												
SDO Super Fund CBA #11448464												
30/06/2020	20,072.84	20,072.84	20,072.84	0.00	0.00	0.00	0.00	20,072.84			0.00	
	20,072.84	20,072.84	20,072.84	0.00	0.00	0.00	0.00	20,072.84			0.00	
SDO Super Fund ING#60352768												
30/06/2020	20.12	20.12	20.12	0.00	0.00	0.00	0.00	20.12			0.00	
	20.12	20.12	20.12	0.00	0.00	0.00	0.00	20.12			0.00	
Bank Total		20,092.96	20,092.96	0.00	0.00	0.00	0.00	20,092.96			0.00	
<u>Listed Securities Market</u>												
AGL Energy Limited. (ASX:AGL)												
26/06/2017	21.00	358.05	560.62	(202.57)	0.00	0.00	0.00	560.62				202.57
	21.00	358.05	560.62	(202.57)	0.00	0.00	0.00	560.62			0.00	202.57
AMP Limited (ASX:AMP)												
30/06/2015	353.00	654.82	1,689.20	(1,034.38)	0.00	0.00	0.00	1,689.20				1,034.38
9/10/2015	9.00	16.70	49.42	(32.72)	0.00	0.00	0.00	49.42				32.72
8/04/2016	9.00	16.69	50.68	(33.99)	0.00	0.00	0.00	50.68				33.99
7/10/2016	10.00	18.55	51.94	(33.39)	0.00	0.00	0.00	51.94				33.39
31/03/2017	10.00	18.55	53.34	(34.79)	0.00	0.00	0.00	53.34				34.79
29/09/2017	12.00	22.26	56.70	(34.44)	0.00	0.00	0.00	56.70				34.44
28/03/2018	11.00	20.41	58.44	(38.03)	0.00	0.00	0.00	58.44				38.03
28/09/2018	12.00	22.26	41.40	(19.14)	0.00	0.00	0.00	41.40				19.14
28/03/2019	7.00	12.98	17.04	(4.06)	0.00	0.00	0.00	17.04				4.06
	433.00	803.22	2,068.16	(1,264.94)	0.00	0.00	0.00	2,068.16			0.00	1,264.94
APA Group - Fully Paid Units Stapled Securities (ASX:APA)												
20/08/2019	62.00	690.06	675.02	15.04	0.00	0.00	0.00	675.02			15.04	
	62.00	690.06	675.02	15.04	0.00	0.00	0.00	675.02			15.04	
Aurizon Holdings Limited (ASX:AZJ)												
5/12/2012	856.00	4,211.52	2,000.00	2,211.52	0.00	0.00	0.00	2,000.00		2,211.52		
	856.00	4,211.52	2,000.00	2,211.52	0.00	0.00	0.00	2,000.00		2,211.52		

SDO Superannuation Fund
Unrealised Capital Gains as at 30 June 2020

Quantity /Description	Accounting Treatment			Taxation Treatment								
	Market Value	Original Cost	Accounting Gain/(Loss)	Cost Base Calculation				Capital Gains Calculation				
				Tax Free	Tax Deferred	AMIT	Amount	Indexation	Discountable	Other	Deferred	Capital Loss
<u>Listed Securities Market</u>												
Australian Government Treasury Bonds - Treasury Bond 5.75% 15-05-21 Semi (ASX:GSBI21)												
20/08/2019	50.00	5,274.00	5,528.45	(254.45)	0.00	0.00	0.00	5,528.45				
	50.00	5,274.00	5,528.45	(254.45)	0.00	0.00	0.00	5,528.45				
Australian Government Treasury Bonds - Treasury Bond 5.75% 15-07-22 Semi (ASX:GSBM22)												
20/08/2019	52.00	5,932.00	6,018.62	(86.62)	0.00	0.00	0.00	6,018.62				
	52.00	5,932.00	6,018.62	(86.62)	0.00	0.00	0.00	6,018.62				
BHP Group Limited (ASX:BHP)												
22/06/2007	100.00	3,582.00	1,703.40	1,878.60	0.00	0.00	0.00	1,703.40		1,878.60		
	100.00	3,582.00	1,703.40	1,878.60	0.00	0.00	0.00	1,703.40		1,878.60		
Brambles Limited (ASX:BXB)												
22/06/2007	53.00	576.11	673.41	(97.30)	0.00	0.00	0.00	673.41				97.30
	53.00	576.11	673.41	(97.30)	0.00	0.00	0.00	673.41				97.30
Coles Group Limited. (ASX:COL)												
23/06/2017	13.00	223.21	154.39	68.82	0.00	0.00	0.00	154.39		68.82		
	13.00	223.21	154.39	68.82	0.00	0.00	0.00	154.39		68.82		
Commonwealth Bank Of Australia. (ASX:CBA)												
23/06/2017	12.00	833.04	990.28	(157.24)	0.00	0.00	0.00	990.28				157.24
28/09/2018	1.00	69.42	27.72	41.70	0.00	0.00	0.00	27.72		41.70		
31/03/2020	1.00	69.42	117.70	(48.28)	0.00	0.00	0.00	117.70				48.28
	14.00	971.88	1,135.70	(163.82)	0.00	0.00	0.00	1,135.70		41.70		205.52
Crown Resorts Limited (ASX:CWN)												
10/12/2007	34.00	328.78	431.30	(102.52)	0.00	0.00	0.00	431.30				102.52
	34.00	328.78	431.30	(102.52)	0.00	0.00	0.00	431.30				102.52
CSL Limited (ASX:CSL)												
28/06/2017	4.00	1,148.00	570.00	578.00	0.00	0.00	0.00	570.00		578.00		
20/08/2019	3.00	861.00	713.30	147.70	0.00	0.00	0.00	713.30			147.70	
	7.00	2,009.00	1,283.30	725.70	0.00	0.00	0.00	1,283.30		578.00	147.70	
Goodman Group - Fully Paid Ordinary/Units Stapled Securities (ASX:GMG)												
20/08/2019	44.00	653.40	667.04	(13.64)	0.00	0.00	0.00	667.04				13.64
	44.00	653.40	667.04	(13.64)	0.00	0.00	0.00	667.04				13.64

SDO Superannuation Fund
Unrealised Capital Gains as at 30 June 2020

Quantity /Description	Accounting Treatment			Taxation Treatment								
	Market Value	Original Cost	Accounting Gain/(Loss)	Cost Base Calculation				Capital Gains Calculation				
				Tax Free	Tax Deferred	AMIT	Amount	Indexation	Discountable	Other	Deferred	Capital Loss
<u>Listed Securities Market</u>												
James Hardie Industries PLC - Chess Depository Interests 1:1 (ASX:JHX)												
20/08/2019	29.00	798.08	676.84	121.24	0.00	0.00	0.00	676.84			121.24	
	29.00	798.08	676.84	121.24	0.00	0.00	0.00	676.84			121.24	
Macquarie Group Limited (ASX:MQG)												
28/06/2017	6.00	711.60	537.70	173.90	0.00	0.00	0.00	537.70		173.90		
	6.00	711.60	537.70	173.90	0.00	0.00	0.00	537.70		173.90		
Mercantile Investment Company Ltd - Bond 8.00% 10-07-21 Semi Sub (ASX:MVTHA)												
26/06/2017	10.00	1,010.00	1,000.00	10.00	0.00	0.00	0.00	1,000.00				
	10.00	1,010.00	1,000.00	10.00	0.00	0.00	0.00	1,000.00				
National Australia Bank Limited (ASX:NAB)												
23/06/2017	33.00	601.26	989.11	(387.85)	0.00	0.00	0.00	989.11				387.85
20/08/2019	24.00	437.28	666.44	(229.16)	0.00	0.00	0.00	666.44				229.16
	57.00	1,038.54	1,655.55	(617.01)	0.00	0.00	0.00	1,655.55				617.01
Newcrest Mining Limited (ASX:NCM)												
16/04/2013	125.00	3,941.25	1,120.48	2,820.77	0.00	0.00	0.00	1,120.48		2,820.77		
18/10/2016	1.00	31.53	12.37	19.16	0.00	0.00	0.00	12.37		19.16		
28/04/2017	1.00	31.53	12.33	19.20	0.00	0.00	0.00	12.33		19.20		
2/05/2018	1.00	31.53	24.26	7.27	0.00	0.00	0.00	24.26		7.27		
5/10/2018	1.00	31.53	19.26	12.27	0.00	0.00	0.00	19.26		12.27		
22/03/2019	1.00	31.53	13.51	18.02	0.00	0.00	0.00	13.51		18.02		
27/03/2020	1.00	31.53	27.88	3.65	0.00	0.00	0.00	27.88			3.65	
	131.00	4,130.43	1,230.09	2,900.34	0.00	0.00	0.00	1,230.09		2,896.69	3.65	

SDO Superannuation Fund
Unrealised Capital Gains as at 30 June 2020

Quantity /Description	Accounting Treatment			Taxation Treatment								
	Market Value	Original Cost	Accounting Gain/(Loss)	Cost Base Calculation				Capital Gains Calculation				
				Tax Free	Tax Deferred	AMIT	Amount	Indexation	Discountable	Other	Deferred	Capital Loss
<u>Listed Securities Market</u>												
Rio Tinto Limited (ASX:RIO)												
30/06/2015	47.00	4,604.12	1,822.06	2,782.06	0.00	0.00	0.00	1,822.06		2,782.06		
17/09/2015	2.00	195.92	68.11	127.81	0.00	0.00	0.00	68.11		127.81		
14/04/2016	1.00	97.96	74.44	23.52	0.00	0.00	0.00	74.44		23.52		
22/09/2016	1.00	97.96	29.57	68.39	0.00	0.00	0.00	29.57		68.39		
6/04/2017	1.00	97.96	83.45	14.51	0.00	0.00	0.00	83.45		14.51		
21/09/2017	1.00	97.96	71.61	26.35	0.00	0.00	0.00	71.61		26.35		
12/04/2018	2.00	195.92	121.12	74.80	0.00	0.00	0.00	121.12		74.80		
20/09/2018	1.00	97.96	93.96	4.00	0.00	0.00	0.00	93.96		4.00		
18/04/2019	3.00	293.88	330.17	(36.29)	0.00	0.00	0.00	330.17				36.29
19/09/2019	2.00	195.92	120.70	75.22	0.00	0.00	0.00	120.70			75.22	
16/04/2020	3.00	293.88	270.21	23.67	0.00	0.00	0.00	270.21			23.67	
	64.00	6,269.44	3,085.40	3,184.04	0.00	0.00	0.00	3,085.40		3,121.44	98.89	36.29
Seven Group Holdings Limited (ASX:SVW)												
1/07/2011	59.00	1,013.62	657.26	356.36	0.00	0.00	0.00	657.26		356.36		
	59.00	1,013.62	657.26	356.36	0.00	0.00	0.00	657.26		356.36		
South32 Limited (ASX:S32)												
5/06/2015	2,185.00	4,457.40	4,787.03	(329.63)	0.00	0.00	0.00	4,787.03				329.63
	2,185.00	4,457.40	4,787.03	(329.63)	0.00	0.00	0.00	4,787.03				329.63

SDO Superannuation Fund
Unrealised Capital Gains as at 30 June 2020

Quantity /Description	Accounting Treatment			Taxation Treatment									
	Market Value	Original Cost	Accounting Gain/(Loss)	Cost Base Calculation				Capital Gains Calculation					
				Tax Free	Tax Deferred	AMIT	Amount	Indexation	Discountable	Other	Deferred	Capital Loss	
<u>Listed Securities Market</u>													
Suncorp Group Limited (ASX:SUN)													
30/06/2015	53.00	489.19	861.56	(372.37)	0.00	0.00	0.00	861.56					372.37
13/08/2015	1.00	9.23	26.10	(16.87)	0.00	0.00	0.00	26.10					16.87
1/04/2016	1.00	9.23	16.10	(6.87)	0.00	0.00	0.00	16.10					6.87
21/09/2016	2.00	18.46	20.49	(2.03)	0.00	0.00	0.00	20.49					2.03
3/04/2017	1.00	9.23	18.74	(9.51)	0.00	0.00	0.00	18.74					9.51
20/09/2017	2.00	18.46	22.81	(4.35)	0.00	0.00	0.00	22.81					4.35
5/04/2018	1.00	9.23	19.74	(10.51)	0.00	0.00	0.00	19.74					10.51
19/09/2018	2.00	18.46	28.97	(10.51)	0.00	0.00	0.00	28.97					10.51
2/04/2019	1.00	9.23	16.24	(7.01)	0.00	0.00	0.00	16.24					7.01
3/05/2019	1.00	9.23	4.72	4.51	0.00	0.00	0.00	4.72		4.51			
25/09/2019	2.00	18.46	18.91	(0.45)	0.00	0.00	0.00	18.91					0.45
31/03/2020	2.00	18.46	13.10	5.36	0.00	0.00	0.00	13.10			5.36		
	69.00	636.87	1,067.48	(430.61)	0.00	0.00	0.00	1,067.48		4.51	5.36		440.48
Telstra Corporation Limited. (ASX:TLS)													
28/06/2017	116.00	363.08	512.86	(149.78)	0.00	0.00	0.00	512.86					149.78
	116.00	363.08	512.86	(149.78)	0.00	0.00	0.00	512.86					149.78
Transurban Group - Fully Paid Ordinary/Units Stapled Securities (ASX:TCL)													
20/08/2019	44.00	621.72	668.80	(47.08)	0.00	0.00	0.00	668.80					47.08
	44.00	621.72	668.80	(47.08)	0.00	0.00	0.00	668.80					47.08
Wesfarmers Limited (ASX:WES)													
23/06/2017	13.00	582.79	379.64	203.15	0.00	0.00	0.00	379.64		203.15			
	13.00	582.79	379.64	203.15	0.00	0.00	0.00	379.64		203.15			
Westpac Banking Corporation (ASX:WBC)													
28/06/2017	17.00	305.15	524.59	(219.44)	0.00	0.00	0.00	524.59					219.44
	17.00	305.15	524.59	(219.44)	0.00	0.00	0.00	524.59					219.44
Woolworths Group Limited (ASX:WOW)													
28/06/2017	20.00	745.60	521.00	224.60	0.00	0.00	0.00	521.00		224.60			
	20.00	745.60	521.00	224.60	0.00	0.00	0.00	521.00		224.60			
Listed Securities MarketTotal		48,297.55	40,203.65	8,093.90	0.00	0.00	0.00	40,203.65		11,759.29	391.88		3,726.20

SDO Superannuation Fund
Unrealised Capital Gains as at 30 June 2020

Quantity /Description	Accounting Treatment			Taxation Treatment									
	Market Value	Original Cost	Accounting Gain/(Loss)	Cost Base Calculation				Capital Gains Calculation					
				Tax Free	Tax Deferred	AMIT	Amount	Indexation	Discountable	Other	Deferred	Capital Loss	
<i>Managed Funds Market</i>													
Host Plus - Super - Balanced (My Super)													
20/01/2020	4,170.82	4,626.27	5,105.27	(479.00)	0.00	0.00	0.00	5,105.27					479.00
	4,170.82	4,626.27	5,105.27	(479.00)	0.00	0.00	0.00	5,105.27					479.00
Host Plus - Super - Property (No Pricing)													
4/03/2020	4,793.10	4,853.50	4,992.50	(139.00)	0.00	0.00	0.00	4,992.50					139.00
	4,793.10	4,853.50	4,992.50	(139.00)	0.00	0.00	0.00	4,992.50					139.00
Host Plus-IFM-Australian Infrastructure													
20/01/2020	3,879.05	4,705.28	5,105.30	(400.02)	0.00	0.00	0.00	5,105.30					400.02
	3,879.05	4,705.28	5,105.30	(400.02)	0.00	0.00	0.00	5,105.30					400.02
Hostplus Industry Super Property Trust-Property													
20/01/2020	4,255.28	4,923.79	5,105.32	(181.53)	0.00	0.00	0.00	5,105.32					181.53
	4,255.28	4,923.79	5,105.32	(181.53)	0.00	0.00	0.00	5,105.32					181.53
hostplus infrastructure													
4/03/2020	4,705.98	4,892.34	5,182.23	(289.89)	0.00	0.00	0.00	5,182.23					289.89
	4,705.98	4,892.34	5,182.23	(289.89)	0.00	0.00	0.00	5,182.23					289.89
Hostplus-indexed balanced													
20/01/2020	4,143.75	4,684.51	5,105.25	(420.74)	0.00	0.00	0.00	5,105.25					420.74
	4,143.75	4,684.51	5,105.25	(420.74)	0.00	0.00	0.00	5,105.25					420.74
Managed Funds MarketTotal													
	28,685.69	30,595.87	(1,910.18)		0.00	0.00	0.00	30,595.87					1,910.18

SDO Superannuation Fund
Unrealised Capital Gains as at 30 June 2020

Capital Gains Tax Return Summary

Current Year Capital Gains	Indexation	Discount	Other	Deferred	Total Capital Gains	Capital Losses
Shares & Units - Listed Shares	0.00	11,759.00	376.00	0.00	12,135.00	3,665.00
Shares & Units - Other Shares	0.00	0.00	0.00	0.00	0.00	0.00
Shares & Units - Listed Trusts	0.00	0.00	15.00	0.00	15.00	60.00
Shares & Units - Other Units	0.00	0.00	0.00	0.00	0.00	1,910.00
Australian Real Estate	0.00	0.00	0.00	0.00	0.00	0.00
Other Real Estate	0.00	0.00	0.00	0.00	0.00	0.00
Collectables	0.00	0.00	0.00	0.00	0.00	0.00
Other CGT Assets & Other CGT Events	0.00	0.00	0.00	0.00	0.00	0.00
Distributed Capital Gains from Trusts	0.00	0.00	0.00	0.00	0.00	0.00
	<u>0.00</u>	<u>11,759.00</u>	<u>391.00</u>	<u>0.00</u>	<u>12,150.00</u>	<u>5,635.00</u>
Capital Losses Applied						
Current Year	0.00	5,244.00	391.00	0.00	5,635.00	
Prior Years	0.00	31.00	0.00	0.00	31.00	
	<u>0.00</u>	<u>5,275.00</u>	<u>391.00</u>	<u>0.00</u>	<u>5,666.00</u>	
Net Capital Gains						
Net Gain after applying losses	0.00	6,484.00	0.00	0.00	6,484.00	
Discount applicable		2,161.00				
Net Gain after applying discount	<u>0.00</u>	<u>4,323.00</u>	<u>0.00</u>	<u>0.00</u>	<u>4,323.00</u>	

Gains/Losses on Custom Holding Accounts

Account Name	Book Cost	Value	Gain/(Loss)	Tax Rate %	Tax Effect
---------------------	------------------	--------------	--------------------	-------------------	-------------------

Custom Holding Accounts Totals