



005074 036



Jadewatian Pty Ltd
ATF Walters Family Trust
22 Pearl Avenue
KALLANGUR QLD 4503

Melbourne Office
Level 26, 101 Collins Street, Melbourne VIC 3000

Sydney Office
Level 37, Chifley Tower, 2 Chifley Square, Sydney NSW 2000
Client Services Tel 1300 366 100
Email clientservices.aus@blackrock.com
Individuals, Platforms & Advisers Fax 1300 366 107

10 July 2019

Investor Number: 40048848

Dear Sir/Madam,

Please find enclosed the following documentation for your BlackRock investment for the 2019 Financial Year.

AMIT Member Annual Statement/Annual Taxation Statement and Guide for 2019

The AMIT Member Annual Statement/Annual Taxation Statement (refer Note 1) consolidates all income on your BlackRock Fund during the year, and provides the necessary information to complete your 2019 Income Tax return.

The AMIT Member Annual Statement/Annual Taxation Statement Guide (refer Note 2) provides you with an explanation of the details within the tax statement and is available to download at www.blackrock.com/au/individual/funds-information/taxation-guide.

BlackRock does not provide taxation advice and we recommend that you seek professional advice if you are uncertain about how to complete your 2019 taxation return.

If you require any further information regarding your statement(s), please contact our Client Services Centre on 1300 366 100. Alternatively you can email your questions to clientservices.aus@blackrock.com

Yours sincerely

BlackRock Australia Client Services

Note 1 : AMIT Member Annual Statements will be sent to investors in AMIT funds and Annual Tax Statements will be sent to investors in funds that have not entered the AMIT regime. You will receive the appropriate statement for the fund that you have invested in.

Note 2 : If you have received an AMIT Member Annual Statement, you should refer to the AMIT Member Annual Statement Tax Guide and if you have received an Annual Tax Statement, you should refer to the Annual Tax Statement Guide.

Melbourne Office
Level 26, 101 Collins Street, Melbourne VIC 3000

Sydney Office
37, Chifley Tower, 2 Chifley Square, Sydney NSW 2000
Client Services Tel 1300 366 100
Email clientservices.aus@blackrock.com
Individuals, Platforms & Advisers Fax 1300 366 107

09 July 2019

Investor No 40048848

Please keep this Taxation
Statement for income tax purposes

**Growth Fund
Information**

Statement for a Resident
ended 30 June 2019

(supplementary section) Items

Amount	Tax Return Label
\$247.04	13U
\$193.27	13C
\$80.22	13Q
\$0.00	13R
\$0.00	18H
\$0.00	18A
\$8.33	20E
\$8.33	20M
\$2.68	20O

100 or less, then you can claim this amount in full.
Tax offset rules to work out your entitlement.

Tax Information

for item 18

Cash Distribution	Tax Return Label
\$0.00	(grossed up)
\$0.00	
\$0.00	
\$0.00	18H
\$0.00	
\$23.13	
\$0.19	

BlackRock Tactical Growth Fund
2019 Tax Return Information
AMIT Member Annual Statement for a resident
individual unitholder for year ended 30 June 2019
Part C - Components of Distribution


	Cash Distribution	Tax paid or tax offsets (gross up)	Attributed Amount
Australian Income			
Dividends - Unfranked amount	\$2.74		\$2.74
Dividends - Unfranked CFI	\$10.83		\$10.83
Interest	\$17.42		\$17.42
Interest - No NRWHT	\$36.20		\$36.20
Other Income	\$179.85		\$179.85
Non Primary Production Income	\$247.04		\$247.04
Dividends - Franked amount (franked distributions)	\$113.05	\$80.22	\$193.27
Capital Gains			
Capital Gains - Other - TAP	\$0.00		\$0.00
Capital Gains - Other - NTAP	\$0.00		\$0.00
Capital Gains - Indexed - TAP	\$0.00		\$0.00
Capital Gains - Indexed - NTAP	\$0.00		\$0.00
Capital Gains - Discount - TAP	\$0.00		\$0.00
Capital Gains - Discount - NTAP	\$0.00		\$0.00
Net Capital Gains	\$0.00		\$0.00
AMIT CGT gross up amount			\$0.00
Other capital gains distribution	\$0.00		
Distributed Capital Gains	\$0.00		
Total Current year capital gains			\$0.00
Foreign Income			
Other net foreign source income	\$5.65	\$2.68	\$8.33
Total foreign income	\$5.65	\$2.68	\$8.33
Cash distribution sub total			
	\$365.74		
Other Non-assessable amounts			
Non-Assesable Non-Exempt Income	\$0.00		
Exempt income	\$0.00		
Other Non-Assesable amount	\$23.13		
Return of capital	\$0.19		
Gross cash distribution	\$389.06		
Other amounts deducted from trust distribution			
Less TFN amounts withheld	\$0.00		
Net cash distribution	\$389.06		
AMIT cost base net increase amount	\$0.00		
AMIT cost base net decrease amount	\$23.32		

NOTE: This statement represents a notice for the purposes of Subdivision 12-H of Schedule 1 of the Taxation Administration Act 1953 and statement for the purposes of Subdivision 276-H of the Income Tax Assessment Act 1997.

BlackRock Investment Management (Australia) Limited ABN 13 006 165 975, AFSL 230 523 (BIMAL) is the responsible entity and issuer of units in the Australian domiciled managed investment schemes referred to in this material. Any potential investor should consider the latest product disclosure statement, prospectus or other offer document (Offer Documents) before deciding whether to acquire, or continue to hold, an investment in any BlackRock fund. Offer Documents can be obtained by contacting the BIMAL Client Services Centre on 1300 366 100. In some instances Offer Documents are also available on the BIMAL website at www.blackrock.com.au. This material has been prepared by BIMAL based on its understanding of current regulatory requirements and laws as at the date of this material. The information in this material is not intended to provide, and should not be relied upon, for accounting, legal, tax advice or investment recommendations and is provided to the recipient on an 'as is' and 'as available' basis and is subject to change. BIMAL or any of its affiliates do not provide taxation advice and are not a registered tax (financial) adviser under the Tax Agent Services Act 2009. If you intend to rely on this material to satisfy the liabilities or obligations or claim entitlements that arise, or could arise, under a taxation law you should seek tax advice from a registered tax agent or a registered tax (financial) adviser. BIMAL, its officers, employees and agents believe that the information in this material and the sources on which it is based (which may be sourced from third parties) are correct as at the date of publication. While every care has been taken in the preparation of this material, no warranty of accuracy or reliability is given and no responsibility for this information is accepted by BIMAL, its officers, employees or agents. Except where contrary to law, BIMAL excludes all liability for this information.



Jadewatian Pty Ltd
ATF Walters Family Trust
22 Pearl Avenue
KALLANGUR QLD 4503



07 May 2019

Investor No: 40048848

BlackRock Tactical Growth Fund

Confirmation of Transfer

Date	Amount	Unit price	Number of units	Current unitholding
06/05/2019	\$47,967.93	\$1.782269	26,913.97	0.00

Transfer of 26,913.97 units from Jadewatian Pty Ltd ATF Walters Family Trust to Netwealth Investments Ltd A/c WRAP Services.

We would like to take this opportunity to thank you for investing with us and trust you have been happy with the performance and service provided.

If you require any further information regarding your investment, please contact our Client Service Centre on 1300 366 100.



Jadewatian Pty Ltd
ATF Walters Family Trust
22 Pearl Avenue
KALLANGUR QLD 4503

07 May 2019

Investor No 40048848

BlackRock Tactical Growth Fund

Statement for 1 January 2019 to 6 May 2019

Date	Description	Amount	Unit Price	Number of Units	Current Holding
# 01/01/2019	Opening Balance	\$42,971.36	\$1.596619		26,913.97
06/05/2019	Investment Trust Transfer Out	(\$47,967.93)	\$1.782269	(26,913.97)	0.00
06/05/2019	Closing Balance	\$0.00	\$1.779150		0.00

The Opening Balance incorporates the Distribution Transaction amount of \$389.06 which was included in the Return on Investment calculation on your previous statement.

Additional Information

Return on Investment

This amount represents the sum of the distributions paid to you either in the form of cash or additional units and changes to the unit price for the statement period. Please note that a fall in unit price could result in a negative return on your investment.

\$5,385.63

Indirect Costs of your Investment

This approximate amount has been deducted from your investment and includes amounts that have reduced the return on your investment but are not charged directly to you as a fee. This amount reflects your proportion of the costs that have been deducted from the Fund. This figure is calculated on the daily investment balance at an ICR of 0.89% per annum.

\$139.96

Total Fees You Paid

This approximate amount includes all the fees and costs which affected your investment during the period.

\$139.96

Closing Balance

The closing balance of your holding in the Fund represents the redemption value of your benefit in the fund as at that date, subject to the applicable sell spread.



Melbourne Office
Level 26, 101 Collins Street, Melbourne VIC 3000

Sydney Office
Level 37, Chifley Tower, 2 Chifley Square, Sydney NSW 2000
Client Services Tel 1300 366 100
Email clientservices.aus@blackrock.com
Individuals, Platforms & Advisers Fax 1300 366 107

Further information regarding your investment can be obtained by contacting our Client Services Centre on 1300 366 100, by email to clientservices.aus@blackrock.com or send a fax to 1300 366 107.

We have a dispute resolution process that covers complaints by investors. If you have a complaint, please write to our Enquiries and Complaints Officer at BlackRock, Level 26, 101 Collins Street, Melbourne, Victoria, 3000 or fax to 1300 366 107.

Continuous Disclosure & Important Information

Where the Fund is a disclosing entity for the purposes of the Corporations Act 2001 (Cth), it is subject to continuous disclosure requirements. Continuous disclosure is intended to help investors make informed decisions based on the provision of timely information.

We will satisfy our continuous disclosure obligations by publishing all relevant continuous disclosure information on our website at www.blackrock.com.au. A paper copy of this material will be available from BlackRock free of charge upon request.



005831 000



Jadewatian Pty Ltd
ATF Walters Family Trust
22 Pearl Avenue
KALLANGUR QLD 4503

07 Jan 2019

Investor No 40048848

Please keep this Distribution Advice for your records.

BlackRock Tactical Growth Fund

Distribution Advice/PAYG Instalment Notice for 01 Jul 2018 to 31 Dec 2018

number of units	distribution cents per units	distribution amount	unit price pre-distribution	value as at 31 Dec 2018
26,913.97	1.445584	\$389.06	1.596619	\$42,971.36

components of distribution	net amount received	tax paid or tax offsets (grossed up)	gross taxable amount
australian income	\$360.09	\$80.22	\$440.31
foreign income	\$5.65	\$2.68	\$8.33
other non-assessable amounts	\$23.32		
	\$389.06	\$82.90	\$448.64

Net Distribution \$389.06

PAYG instalment income \$389.06

\$389.06 distribution paid to:

Financial Institution: Macquarie Bank Limited

Branch Number: 182-512

Account Number: XXXXX5993

Account Name: WALTERS FAMILY SUPER FUND

Non-cash items (tax offsets)

Franking credit tax offset	\$80.22
Foreign income tax offset	\$2.68

Notes: The above income components are for the Fund's distribution period. For the purposes of preparing your income tax return, please refer to your AMIT Member Annual Statement for full year tax component information, which will be issued following financial year end.

The Fund is an Attribution Managed Investment Trust for the purposes of the Income Tax Assessment Act 1997 (ITAA 1997) for the financial year ending 2019.



2/8/19.



036 4966

JADEWATIAN PTY LTD
 <WALTERS FAMILY SUPER FUND>
 22 PEARL AVENUE
 KALLANGUR QLD 4503



Charter Hall Direct PFA Fund - Original Units

Unitholder Number: 0009588353

Unitholder Name: JADEWATIAN PTY LTD

Attribution Managed Investment Trust Member Annual Statement for the year ended 30 June 2019

This statement assumes that investors are Australian resident individual unitholders.

Charter Hall has prepared a guide to assist investors complete their tax return. However, we recommend that investors seek independent professional advice. The guide is available at www.charterhall.com.au/taxationguide.

Summary of 2019 Tax Return (supplementary section) Items

Tax Return (supplementary section)	Amount (\$)	Tax Return Label
Share of non-primary production (NPP) income	155.50	13U
NPP income - Franked distributions from trusts	0.00	13C
Other deductions relating to NPP distributions	0.00	13Y
Share of franking credit from franked dividends	0.00	13Q
Share of credit for TFN amounts withheld	0.00	13R
Share of credit for non-resident withholding amounts withheld	0.00	13A
Total current year capital gains	0.00	18H
Net capital gain	0.00	18A
Assessable foreign source income	0.00	20E
Other net foreign source income	0.00	20M
Foreign income tax offsets	0.00	20O

Please see reverse for detailed components of the distribution.

Components of Distribution

	Cash Distribution (\$)	Tax Paid/Offsets (\$ (D))	Attribution Amount (\$)
Australian Income			
Dividends – Unfranked	0.00		0.00
Conduit Foreign Income	0.00		0.00
Interest	0.00		0.00
Other income	155.50		155.50
Non-Primary Production Income (A)	155.50		155.50
Dividends: Franked amount (Franked Dist) (X)	0.00	0.00	0.00
Capital Gains			
		Foreign Income Tax Offset (D)	
Discounted capital gain (TAP)	0.00	0.00	0.00
Discounted capital gain (NTAP)	0.00	0.00	0.00
Capital gains – Other method (TAP)	0.00	0.00	0.00
Capital gains – Other method (NTAP)	0.00	0.00	0.00
Net Capital Gain	0.00	0.00	0.00
AMIT CGT Gross up amount			0.00
Other capital gains distribution	0.00		
Total current year capital gains (B)	0.00		0.00
Foreign Income			
Assessable foreign source income	0.00	0.00	0.00
Total foreign income (C)	0.00	0.00	
Cash Distribution Sub Total (A+X+B+C)	155.50		
Other Non-Assessable Amounts			
Net exempted amounts	0.00		
Non-assessable non-exempt amounts (E)	0.00		
Other non-attributable amounts	405.70		
Gross Cash Distribution (G)	561.20		
Attribution Managed Investment Trust (AMIT) cost base adjustments			
		Amounts (\$)	
AMIT cost base net amount – excess (decrease)	405.70		
AMIT cost base net amount – shortfall (increase)	0.00		
Other amounts deducted from trust distributions			
		Amounts (\$)	
Less: TFN amounts withheld	0.00		
Less: Non-resident withholding tax	0.00		
Less: Other expenses	0.00		
Net Cash Distribution	561.20		

All amounts are in Australian dollars and withholding tax has been deducted where applicable.

PLEASE RETAIN THIS STATEMENT FOR INCOME TAX PURPOSES

2017-2018
YEAR.

Charter Hall Direct Property Management Limited
 ACN 073 623 784
 AFSL 226849
 Level 20, No 1 Martin Place
 Sydney NSW 2000
 GPO Box 2704, Sydney NSW 2001
 T+61 2 8651 9000
 Australia 1300 652 790
 Registry 1300 137 895
 F+61 2 9221 4655
 Web: www.charterhall.com.au
 Email: charterhall@boardroomlimited.com.au

RECEIVED
9/10/18

 036 2044

JADEWATIAN PTY LTD
 <WALTERS FAMILY SUPER FUND>
 22 PEARL AVENUE
 KALLANGUR QLD 4503

Unitholder No: 0009588353
Tax Reference: Quoted
Dealer Group: Genesys Wealth Advisers Limited
Adviser Name: Harald Berents

Charter Hall Direct PFA Fund - Original Units
 ARSN: 097 860 690
 APIR Code: PFA0001AU

Periodic Statement - 01 July 2017 to 30 June 2018

Calculation Of Your Investment Return

	Amount(\$)
Investment Return	
Closing Balance	\$9,537.95
Add: disposal proceeds	\$0.00
Less: opening balance	\$9,046.56
Less: application / reinvestment amounts	\$0.00
Less: direct fees	\$0.00
Change in market value (growth value)	\$491.39
Add: gross distribution amounts (distribution return)	\$673.44
Investment return (total return)	\$1,164.83

Management costs are calculated using an estimate of the Indirect Cost Ratio (ICR). The ICR is calculated by dividing the fund's management costs and expenses (including accrued performance fee pro-rated over the term of the fund) by its average net assets. Performance fee accruals may increase or decrease over time before they are actually paid. As a result, the "total fees you paid" is likely to be different to the fees paid, as the calculation is based on an estimate of fees paid (which generally affects distributions) and an estimate of fees accrued (which generally affects the unit price).

This is not a statement for tax purposes. We have sent you a separate statement which contains all the information about your investment that you need to complete your tax return.

The disposal proceeds and/or acquisition costs have been calculated based on the published unit price and may not reflect the amount that you have paid or received for your units, and therefore may not reflect your actual return.

Termination Value Of Holding

Date	Number of Units	Net asset per unit @ 30 June 2018	Investment value	Termination fee	Termination value
30 June 2018	9,289.0000	\$1.0268	\$9,537.95	N/A	\$9,537.95

Fee Summary

Direct Fees	Management Costs	Total Fees Paid
\$0.00	\$66.08	\$66.08

Direct Fees: This amount includes all the direct fees and costs which were charged to your account during the statement period. Typically, this comprises the contribution fee and any adviser service fee or ongoing adviser service fees which you and your adviser have agreed.

Management Costs: This approximate amount includes all the management costs that were not paid directly out of your account. Typically, this comprises our management fee, fund expenses and any performance fee payable.

Total Fees Paid: This approximate amount includes all the fees and costs which affected your investment during the statement period.

Distribution Summary

Payment date	Transaction	Gross Distribution	Ongoing Adviser Service Fee	Withholding Tax	Net Distribution
15/08/2017	CH Dir PFA Fund - Original Units July 2017 Dist	\$56.12	\$0.00	\$0.00	\$56.12
15/09/2017	CH Dir PFA Fund - Original Units Aug 2017 Dist	\$56.12	\$0.00	\$0.00	\$56.12
16/10/2017	CH Dir PFA Fund - Original Units Sept 2017 Dist	\$56.12	\$0.00	\$0.00	\$56.12
15/11/2017	CH Dir PFA Fund - Original Units Oct 2017 Dist	\$56.12	\$0.00	\$0.00	\$56.12
15/12/2017	CH Dir PFA Fund - Original Units Nov 2017 Dist	\$56.12	\$0.00	\$0.00	\$56.12
15/01/2018	CH Dir PFA Fund - Original Units Dec 2017 Dist	\$56.12	\$0.00	\$0.00	\$56.12
15/02/2018	CH Dir PFA Fund - Original Units Jan 2018 Dist	\$56.12	\$0.00	\$0.00	\$56.12
15/03/2018	CH Dir PFA Fund - Original Units Feb 2018 Dist	\$56.12	\$0.00	\$0.00	\$56.12
16/04/2018	CH Dir PFA Fund - Original Units Mar 2018 Dist	\$56.12	\$0.00	\$0.00	\$56.12
15/05/2018	CH Dir PFA Fund - Original Units Apr 2018 Dist	\$56.12	\$0.00	\$0.00	\$56.12
15/06/2018	CH Dir PFA Fund - Original Units May 2018 Dist	\$56.12	\$0.00	\$0.00	\$56.12
23/07/2018	CH Dir PFA Fund - Original Units June 2018 Dist	\$56.12	\$0.00	\$0.00	\$56.12
Total for statement period		\$673.44	\$0.00	\$0.00	\$673.44

Transaction Summary - Unit Movement

Date	Transaction	Number of units	Unit Price	Fee	Value	Balance of units
01/07/2017	Opening Balance	9,289.0000	\$0.9739		\$9,046.56	9,289.0000
30/06/2018	Closing Balance	9,289.0000	\$1.0268		\$9,537.95	9,289.0000

The net asset value of a unit is based on the published unit price. The transaction amount for opening and termination balances is based on the net asset values and may not reflect the amount that you have paid, received or may receive for your units upon disposal.

Important Notes

If you have a complaint you should write to Charter Hall Group including your name, address and Unitholder Number. If you would like to lodge a complaint or for further information on our complaint procedure please contact Boardroom (Victoria) Pty Limited on the contact details quoted on the top right hand corner of the first page of the statement. If your complaint is not resolved within (10) business days. If we are unable to resolve the matter within that time, we will contact your to let you know how long it will take to resolve the complaint.

All financial amounts in this Statement are expressed in Australian dollars unless otherwise stated. Any discrepancies between totals in tables, or in calculations, are due to rounding.

Please check this statement carefully and retain it for your records. To report a discrepancy please call the telephone number quoted in the top right hand corner of the first page of this statement. The statement and the closing balance shown include only those transactions registered during the statement period. Unitholders should not rely on the balance shown in this statement as being a complete and current record of their holding and the issuer will not be liable for any loss incurred by a Unitholder who relies on the balance shown as a record of their current holding.

Thank you for investing with Charter Hall Direct Property. If you have any questions regarding your investment, please contact our Investor Services team on 1300 137 895.

Yours sincerely,
Charter Hall Direct Property



JADEWATIAN PTY LTD
 <WALTERS FAMILY SUPER FUND>
 22 PEARL AVENUE
 KALLANGUR QLD 4503

Charter Hall Direct Property
 Management Limited
 ACN 073 623 784
 AFSL 226849

Level 20, No.1 Martin Place
 Sydney NSW 2000
 GPO Box 2704 Sydney NSW 2001

T +61 2 8651 9000
 Australia 1300 652 790
 Registry 1300 137 895
 F +61 2 9221 4655

www.charterhall.com.au

Charter Hall Direct PFA Fund - Original Units

APIR Code: PFA0001AU
 Investor Number: U0009588353
 Tax File Number: Quoted

Dealer Group: Genesys Wealth Advisers Limited
 Adviser Name: Harald Berents

Statement Period 27-05-2019 to 27-05-2019


Transaction Statement

Date	Transaction Type	Number of Units	Price per Unit	Total Application Amount	Balance of Units
27-05-2019	Opening Balance				9,289.0000
	Off Market Transfer	-9,289.0000	\$1.0375	-\$9,637.34	0.0000
	Balance at 27-05-2019	0.0000	\$1.0375	\$0.00	0.0000

Should you have any questions regarding your investment please contact Boardroom (Victoria) Pty Ltd on 1300 137 895 or email charterhall@boardroomlimited.com.au

Note: The closing balance shown includes the transfers or other transactions registered as at close of business on the last day of the statement period indicated above. Investors should not rely on the balance shown in this statement as being a complete record of their current holding and the Issuer will not be liable for any financial loss incurred by the Investor who relies on the balances shown without making their own adjustments for any transfers or other transactions which have yet to be registered.

The Australian Tax Office advises you to keep this statement. Disposal of securities may lead to capital gains tax. Phone 1300 720 092 if you need a Guide to capital gains tax.



036 1192

JADEWATIAN PTY LTD
<WALTERS FAMILY SUPER FUND>
22 PEARL AVENUE
KALLANGUR QLD 4503

UNITHOLDER INVESTMENT STATEMENT

FUND: Charter Hall Direct PFA Fund - Original Units

APIR CODE: PFA0001AU

INVESTMENT REFERENCE: 0009588353

TAX REFERENCE: Quoted

STATEMENT PERIOD: 01-Jul-2018 to 31-Dec-2018

31 January 2019

**TABLE A
TRANSACTION SUMMARY – UNIT MOVEMENTS**

Date	Transaction	Number of units	Price per unit (\$)	Total value (\$)	Balance of units
01-07-2018	Opening Balance	9,289.0000	\$1.0268	\$9,537.95	9,289.0000
31-12-2018	Closing Balance	9,289.0000	\$1.0465	\$9,720.94	9,289.0000

**TABLE B
TRANSACTION SUMMARY – DISTRIBUTIONS PAID**

Payment Date	Transaction	Record Date	Total Units	Gross Distribution (\$)	Withholding Tax (\$)	Ongoing Adviser Service Fee ¹ (OASF) (\$)	Net Distribution (\$)
15-08-2018	CH Dir PFA Fund - Original Units JUL 2018 Dist	31-07-2018	9,289.0000	\$56.12	\$0.00	\$0.00	\$56.12
14-09-2018	CH Dir PFA Fund - Original Units AUG 2018 Dist	31-08-2018	9,289.0000	\$56.12	\$0.00	\$0.00	\$56.12
15-10-2018	CH Dir PFA Fund - Original Units SEP 2018 Dist	30-09-2018	9,289.0000	\$56.12	\$0.00	\$0.00	\$56.12
15-11-2018	CH Dir PFA Fund - Original Units OCT 2018 Dist	31-10-2018	9,289.0000	\$56.12	\$0.00	\$0.00	\$56.12
14-12-2018	CH Dir PFA Fund - Original Units NOV 2018 Dist	30-11-2018	9,289.0000	\$56.12	\$0.00	\$0.00	\$56.12
15-01-2019	CH Dir PFA Fund - Original Units DEC 2018 Dist	31-12-2018	9,289.0000	\$56.12	\$0.00	\$0.00	\$56.12
Total for statement period				\$336.72	\$0.00	\$0.00	\$336.72

1. This ongoing adviser service fee is the fee you have negotiated with your financial adviser and is paid directly to your adviser by Charter Hall.

Important notes

Please check this statement carefully and retain it for your records. This statement and the closing balance shown include only those transactions recorded during the statement period. Unitholders should not rely on the balance shown in this statement as being a complete and current record of their holding and the issuer will not be liable for any loss incurred by a Unitholder who relies on the balance shown as a record of their current holding.

To report a discrepancy please call Boardroom (Victoria) Pty Limited on 1300 137 895 or email charterhall@boardroomlimited.com.au.

31 July 2019

RECEIVED
2/8/19.



140964/A/009564 BR-QLD
Jadewatian Pty Ltd
ATF The Walters Family Super Fund
22 Pearl Avenue
KALLANGUR QLD 4503

Investor Services 13 51 53
Adviser Services 1800 195 853
Facsimile 02 9994 6666

GPO Box 3642 Sydney NSW 2001

Dear Investor

**Wholesale Investment Funds
2019 tax statement
Account number: 400041977**

Please find enclosed your attribution managed investment trust member annual statement (AMMA statement) for the 2018-2019 financial year. The statement, together with our tax guide which is available on our website at www.fidante.com.au, is provided to assist Australian resident individual taxpayers in completing their 2018-2019 tax return.

Please note we do not provide capital gains tax statements. The information in Part B of your tax statement will assist you in working out your net capital gain or loss. We recommend that you obtain your own professional advice regarding your position, as tax and social security laws are complex and subject to change, and investors' individual circumstances vary.

Further information

If you have any questions regarding your investment, please contact your financial adviser, visit our website www.fidante.com.au, or call our Investor Services team on 13 51 53 during Sydney business hours.

Yours sincerely

A handwritten signature in black ink, appearing to read 'A. Marshall'.

Andrew Marshall
Head of Client Operations
Fidante Partners



140964/A/009564 4,756

ATTRIBUTION MANAGED INVESTMENT TRUST MEMBER ANNUAL STATEMENT

Wholesale Investment Funds
Issued by Fidante Partners Limited
ABN 94 002 835 592
AFSL 234668

Jadewatian Pty Ltd
 ATF The Walters Family Super Fund
 22 Pearl Avenue
 KALLANGUR QLD 4503

Reporting period
 1 July 2018 to 30 June 2019
Statement issue date
 31 July 2019

Account number: 400041977
 Account name: WALTERS FAMILY SUPER FUND

Part A – Summary of 2019 tax return (supplementary section) items

Partnership and trusts – Non- primary production	Amount (\$)	Tax return label
Share of net income from trusts, less net capital gains, foreign income and franked distributions	100.14	13U
Franked distributions from trusts	30.68	13C
Other deductions relating to non-primary production income	0.00	13Y
Share of credits from income and tax offsets		
Share of franking credit from franked dividends	14.34	13Q
Share of credit for TFN amounts withheld from interest, dividends and unit trust distributions	0.00	13R
Capital Gains		
Net capital gain	0.00	18A
Total current year capital gains	0.00	18H
Foreign source income and foreign assets or property		
Assessable foreign source income	38.72	20E
Other net foreign source income	38.72	20M
Australian franking credits from a New Zealand franking company	0.00	20F
Foreign income tax offset	10.54	20O



140964/AJ009564 4,757 Y

Part B – Components of an attribution

SG Hiscock Property Opportunities Fund


	Cash distribution (\$)	Tax paid or franking credit (grossed up) (\$)	Attribution (\$)
Australian income			
Interest	12.37		12.37
Dividends – unfranked	0.00		0.00
Other assessable Australian income	87.77		87.77
Non-primary production income	100.14	0.00	100.14
Dividends – franked amount	16.34	14.34	30.68
Capital gains			
Discounted capital gain – TAP	0.00		0.00
Discounted capital gain – NTAP	0.00	0.00	0.00
Capital gains – other method TAP	0.00		0.00
Capital gains – other method NTAP	0.00	0.00	0.00
Net capital gain	0.00	0.00	0.00
AMIT CGT gross up amount			0.00
Other capital gains distribution	0.00		
Total current year capital gains	0.00	0.00	0.00
Foreign income			
Other net foreign source income	28.18	10.54	38.72
Assessable foreign source income	28.18	10.54	38.72
Franking credit from a NZ company		0.00	0.00
Total foreign income	28.18	10.54	38.72
Other non-assessable amounts			
Net exempt income	0.00		
Other non-attributable amounts	336.27		
Gross cash distribution	480.93		
Other amounts deducted			
TFN amounts withheld	0.00		
Other expenses	0.00		
Non-resident withholding amount	0.00		
Net cash distribution	480.93		
Part C - AMIT cost base adjustments			
AMIT cost base net amount – excess	336.27		
AMIT cost base net amount – shortfall	0.00		
Part D - Tax offset amounts			
Franking credit tax offset	14.34		
Franking credit from a NZ company	0.00		
Foreign income tax offset	10.54		
Total tax offsets	24.88		

PLEASE RETAIN THIS STATEMENT FOR INCOME TAX PURPOSES

Use this statement, together with the tax guide, to help you complete your tax return.

140964/A/009564 4,758 Y

7 May 2019



Jadewatian Pty Ltd
ATF The Walters Family Super Fund
22 Pearl Avenue
KALLANGUR QLD 4503

Contact details

 www.fidante.com.au
 info@fidante.com.au
 13 51 53
 02 9994 6666
 GPO Box 3642
SYDNEY NSW 2001

Dear Investor

Thank you for investing

We recently received your request to fully transfer from your investment in the SG Hiscock Property Opportunities Fund (**Fund**).

Your transfer request has now been processed effective 6 May 2019.

A transaction advice of the transfer is enclosed. As you transferred in full from the Fund, also enclosed is an exit periodic statement. This provides a summary of transactions and other important information relating to your investment in the Fund since the last issued periodic statement.

If any information in the advices is not correct, please contact us immediately.

Your tax statement relating to your account for the 2018/2019 financial year will be sent to you around the end of July 2019. If you change your mailing address before then please send us your new contact details so that your tax statement can be mailed to the correct address.

More information

Once again, thank you for investing in the Fund. If you have any questions regarding your investment please contact your financial adviser or call our Investor Services team on 13 51 53 or +61 2 9994 7000 (for overseas investors), during Sydney business hours.

Yours sincerely

A handwritten signature in black ink that reads 'W O'Reilly'.

Will O'Reilly
Head of Client Services
Fidante Partners

Jadewatian Pty Ltd
 ATF The Walters Family Super Fund
 22 Pearl Avenue
 KALLANGUR QLD 4503

Contact details

 www.fidante.com.au
 info@fidante.com.au
 13 51 53
 02 9994 6666
 GPO Box 3642
 Sydney NSW 2001

SG Hiscock Property Opportunities Fund



Transaction confirmation

Date	Transaction description	Amount	Unit price	Units	Unit balance
06/05/2019	Opening balance	\$24,873.46	\$0.8303		29,957.2014
06/05/2019	Transfer out	(\$24,936.37)	\$0.8324	(29,957.2014)	0.0000
06/05/2019	Closing balance	\$0.00			0.0000

More information

If you have any questions regarding your investment or the information in this advice, or if you require us to update information on your account, please contact your financial adviser, visit our website www.fidante.com.au or call our Investor Services team on 13 51 53 or +61 2 9994 7000 (for overseas investors), during Sydney business hours.

Jadewatian Pty Ltd
 ATF The Walters Family Super Fund
 22 Pearl Avenue
 KALLANGUR QLD 4503

Contact details

 www.fidante.com.au
 info@fidante.com.au
 13 51 53
 02 9994 6666
 GPO Box 3642
 Sydney NSW 2001

SG Hiscock Property Opportunities Fund



Investment summary - for the period 1 April 2019 to 6 May 2019

Date	Transaction description	Amount
1 April 2019	Opening balance	\$25,909.98
	Net withdrawals	(\$24,936.37)
	Change in value	(\$973.61)
6 May 2019	Closing balance	\$0.00
	Return on investment	(\$973.61)

Total estimated fees paid for the period

	Amount
Fees deducted directly from your account	\$0.00
<small>This approximate amount has been deducted directly from your account and includes any establishment fee, contribution fee, withdrawal fee or exit fee or any adviser service fee paid to your financial adviser.</small>	
Indirect costs of your investment	\$20.58
<small>This approximate amount has been deducted from your investment and covers amounts that have reduced the return on your investment but are not charged to your account directly as a fee. It is an estimate of the costs not deducted directly from your account during the period. These costs are detailed in the 'Fees and other costs' section of the current PDS and the Fund's annual report.</small>	
Total fees you paid	\$20.58
<small>This approximate amount includes all the fees and costs which affected your investment during the period. It is an estimate only, and is calculated using your average daily account balance for the period.</small>	



Contact details

www.fidante.com.au
info@fidante.com.au
13 51 53
02 9994 6666
GPO Box 3642
Sydney NSW 2001

SG Hiscock Property Opportunities Fund

Transaction summary - for the period 1 April 2019 to 6 May 2019

Date	Transaction description	Amount	Unit price	Units	Unit balance
01/04/2019	Opening balance	\$25,909.98	\$0.8649		29,957.2014
06/05/2019	Transfer out	(\$24,936.37)	\$0.8324	(29,957.2014)	0.0000
06/05/2019	Closing balance	\$0.00			0.0000

Notes to the statement

Unit prices

The opening balance is the balance brought forward from the previous period. The closing balance is calculated using the withdrawal unit price applicable on the last day of the period, less the amount per unit of any distribution paid.

Return on investment

The return on investment includes the change in market value of your investment plus gross distributions reinvested and gross distributions paid out for the period. The return on an investment may differ from the performance of a fund because the former takes into consideration any additional transactions and timing differences (e.g. investments, withdrawals, etc) and the effect that they have on an investment return.

Additional explanation of fees and costs

Any fees deducted directly from your investment are detailed in your investment summary for the period.

Some fees and expenses such as the management fee and fund expenses are accrued and deducted from a common fund. These deductions are borne indirectly by investors and affect investment returns. An estimate of the amount of these fees and expenses is detailed in 'Total estimated fees paid for the period'.

In addition to the fees shown in this statement, where you have bought or sold units in a fund a buy/sell spread may have been applied. The buy/sell spread reflects our estimate of the transaction costs expected to be incurred in buying or selling a fund's underlying assets. Please note that the buy/sell spread is not a fee paid to us, it is paid to the fund. The buy/sell spread, however, is an additional cost to you.



Contact details

 www.fidante.com.au
 info@fidante.com.au
 13 51 53
 02 9994 6666
 GPO Box 3642
Sydney NSW 2001

Notes to the statement (continued)


Resolving complaints

We welcome feedback from our investors. If you have a query or complaint in relation to your investment, a formal complaint resolution process is in place to address your concerns. Please call our Investor Services team on 13 51 53 or write to:

Complaints Manager
Fidante Partners Limited
Reply Paid 86049
SYDNEY NSW 2001

More information

If you have any questions regarding your investment or the information in this statement, or if you require us to update information on your account, please contact your financial adviser, visit our website www.fidante.com.au or call our Investor Services team on 13 51 53 or +61 2 9994 7000 (for overseas investors), during Sydney business hours.



138906/FA/007004 BR-QLD 0-0-0

 Jadewatian Pty Ltd
 ATF The Walters Family Super Fund
 22 Pearl Avenue
 KALLANGUR QLD 4503

Contact details

 www.fidante.com.au
 info@fidante.com.au
 13 51 53
 02 9994 6666
 GPO Box 3642
 Sydney NSW 2001

SG Hiscock Property Opportunities Fund


SG HISCOCK & COMPANY

Investment summary - for the period 1 October 2018 to 31 December 2018

Date	Transaction description	Amount
1 October 2018	Opening balance	\$25,457.63
	Change in value	(\$1,848.36)
31 December 2018	Closing balance	\$23,609.27
	Gross distributions paid out	\$365.38
	Return on investment	(\$1,482.98)

Termination value as at 31 December 2018

The termination value of your investment is equal to your closing balance above.

Total estimated fees paid for the period

	Amount
Fees deducted directly from your account	\$0.00
This approximate amount has been deducted directly from your account and includes any establishment fee, contribution fee, withdrawal fee or exit fee or any adviser service fee paid to your financial adviser.	
Indirect costs of your investment	\$53.96
This approximate amount has been deducted from your investment and covers amounts that have reduced the return on your investment but are not charged to your account directly as a fee. It is an estimate of the costs not deducted directly from your account during the period. These costs are detailed in the 'Fees and other costs' section of the current PDS and the Fund's annual report.	
Total fees you paid	\$53.96
This approximate amount includes all the fees and costs which affected your investment during the period. It is an estimate only, and is calculated using your average daily account balance for the period.	


Contact details

 www.fidante.com.au
 info@fidante.com.au
 13 51 53
 02 9994 6666
 GPO Box 3642
 Sydney NSW 2001

SG Hiscock Property Opportunities Fund
Transaction summary - for the period 1 October 2018 to 31 December 2018

Date	Transaction description	Amount	Unit price	Units	Unit balance
01/10/2018	Opening balance	\$25,457.63	\$0.8498		29,957.2014
31/12/2018	Distribution paid out (Cents Per Unit = 1.21968)	\$365.38			29,957.2014
31/12/2018	Closing balance	\$23,609.27	\$0.7881		29,957.2014

Changes to the Fund and further information
Removal of third-party bank accounts for withdrawal payments

As Australian Financial Services Licence (AFSL) Holders, Fidante Partners Limited and Fidante Partners Services Limited (**Fidante Partners**) is bound by the Anti Money Laundering and Counter Terrorism Financing (AML/CTF) Act to manage and mitigate money laundering and terrorism financing risk.

As part of our commitment to managing fraud risk, particularly in relation to investor payments, Fidante Partners has reviewed its AML/CTF program and anti-fraud controls and has determined that it is in the best interests of investors to remove third-party bank accounts as a withdrawal payment option. Removing these bank accounts reduces the risk of fraudulent activity occurring on your investment.

As such, effective from 11 December 2018 we will no longer pay withdrawal proceeds to third party bank accounts.

Contact details

 www.fidante.com.au
 info@fidante.com.au
 13 51 53
 02 9994 6666
 GPO Box 3642
Sydney NSW 2001

Changes to the Fund and further information (continued)

Update to Product Disclosure Statements

This update is to be read together with each Fund's PDS and has been issued to update the following information in PDS for each Fund listed in the table below.

Additional information about withdrawing

Under 'How to make a withdrawal' in the 'Additional information about withdrawing' section in each Fund's PDS or Additional Informational Booklet, the following replaces the first three paragraphs:

"Direct Investors can request a withdrawal by telephone or fax (refer to 'Telephone and fax instructions' in this document) or in writing. A withdrawal request, either in whole or in part, once received by us may not be withdrawn without our agreement. Withdrawals can only be made to a bank account held in your name. If you make your withdrawal request by telephone or fax, we can make your withdrawal payment to a previously nominated bank account we have on file.

If you provide us with an appropriately signed, original written request, then in addition to the payment methods set out above, we can also make payments by direct credit to another bank account in your name.

We will require the following information when you make your withdrawal request

- your account number;
- the full name(s) in which your investment account is held;
- the amount (dollar or units) you wish to withdraw;
- method of payment; and
- a daytime telephone number.

Further information If you would like more information regarding this change please contact your financial adviser, visit our website www.fidante.com.au or call our Investor Services team on 13 51 53, during Sydney business hours.

Fund update

You can access up to date information on your investment, including the latest investment returns, by downloading a fund report from our website www.fidante.com.au.

Changes to the Fund

Please refer to the Fund's current product disclosure statement (if applicable), the Fund's annual report or our website www.fidante.com.au for any changes relating to the fund you are invested in.



M007004003 38177

Contact details

-  www.fidante.com.au
-  info@fidante.com.au
-  13 51 53
-  02 9994 6666
-  GPO Box 3642
Sydney NSW 2001

Notes to the statement (continued)


Resolving complaints

We welcome feedback from our investors. If you have a query or complaint in relation to your investment, a formal complaint resolution process is in place to address your concerns. Please call our Investor Services team on 13 51 53 or write to:

Complaints Manager
Fidante Partners Limited
Reply Paid 86049
SYDNEY NSW 2001

More information

If you have any questions regarding your investment or the information in this statement, or if you require us to update information on your account, please contact your financial adviser, visit our website www.fidante.com.au or call our Investor Services team on 13 51 53 or +61 2 9994 7000 (for overseas investors), during Sydney business hours.



138906/FA/006831 BR-QLD 0-0-0

 Jadewatian Pty Ltd
 ATF The Walters Family Super Fund
 22 Pearl Avenue
 KALLANGUR QLD 4503

Contact details

 www.fidante.com.au
 info@fidante.com.au
 13 51 53
 02 9994 6666
 GPO Box 3642
 Sydney NSW 2001

SG Hiscock Property Opportunities Fund
SGH

SG HISCOCK & COMPANY

Investment summary - for the period 1 July 2018 to 30 September 2018

Date	Transaction description	Amount
1 July 2018	Opening balance	\$25,760.20
	Change in value	(\$302.57)
30 September 2018	Closing balance	\$25,457.63
	Gross distributions paid out	\$115.55
	Return on investment	(\$187.02)

Termination value as at 30 September 2018

The termination value of your investment is equal to your closing balance above.

Total estimated fees paid for the period

	Amount
Fees deducted directly from your account	\$0.00
This approximate amount has been deducted directly from your account and includes any establishment fee, contribution fee, withdrawal fee or exit fee or any adviser service fee paid to your financial adviser.	
Indirect costs of your investment	\$57.08
This approximate amount has been deducted from your investment and covers amounts that have reduced the return on your investment but are not charged to your account directly as a fee. It is an estimate of the costs not deducted directly from your account during the period. These costs are detailed in the 'Fees and other costs' section of the current PDS and the Fund's annual report.	
Total fees you paid	\$57.08
This approximate amount includes all the fees and costs which affected your investment during the period. It is an estimate only, and is calculated using your average daily account balance for the period.	

1006831* 31001

30553/CG887/0218



Contact details

www.fidante.com.au
info@fidante.com.au
13 51 53
02 9994 6666
GPO Box 3642
Sydney NSW 2001

SG Hiscock Property Opportunities Fund

Transaction summary - for the period 1 July 2018 to 30 September 2018

Date	Transaction description	Amount	Unit price	Units	Unit balance
01/07/2018	Opening balance	\$25,760.20	\$0.8599		29,957.2014
30/09/2018	Distribution paid out (Cents Per Unit = 0.38572)	\$115.55			29,957.2014
30/09/2018	Closing balance	\$25,457.63	\$0.8498		29,957.2014

Changes to the Fund and further information

Fund update

You can access up-to-date information on your investment, including the latest investment returns, by downloading a fund report from our website www.fidante.com.au.

Update to the external dispute resolution authority

The Australian Financial Complaints Authority (AFCA) will be replacing the Financial Ombudsman Service (FOS) as the external dispute resolution service for the Fund, effective 1 November 2018.

Any existing disputes and matters with FOS will continue to be dealt with under the FOS Terms of Reference until they are resolved. All new matters lodged post 1 November 2018, will be handled by the newly appointed AFCA.

For more information please visit the FOS website <https://www.fos.org.au>, or the AFCA website <https://www.afca.org.au>.

Changes to the Fund

Please refer to the Fund's current product disclosure statement (if applicable), the Fund's annual report or our website www.fidante.com.au for any changes relating to the fund you are invested in.

Continuous disclosure

Fidante Partners Limited, as responsible entity of the Fund, is subject to continuous disclosure obligations that require us to make material information available to investors. You can obtain a copy of the Fund's continuous disclosure information by visiting our website www.fidante.com.au. A paper copy of any updated information will also be given to you, on request, without charge.



Contact details

 www.fidante.com.au
 info@fidante.com.au
 13 51 53
 02 9994 6666
 GPO Box 3642
Sydney NSW 2001

Notes to the statement

Unit prices

The opening balance is the balance brought forward from the previous period. The closing balance is calculated using the withdrawal unit price applicable on the last day of the period, less the amount per unit of any distribution paid.

Return on investment

The return on investment includes the change in market value of your investment plus gross distributions reinvested and gross distributions paid out for the period. The return on an investment may differ from the performance of a fund because the former takes into consideration any additional transactions and timing differences (e.g. investments, withdrawals, etc) and the effect that they have on an investment return.

Additional explanation of fees and costs

Any fees deducted directly from your investment are detailed in your investment summary for the period.

Some fees and expenses such as the management fee and fund expenses are accrued and deducted from a common fund. These deductions are borne indirectly by investors and affect investment returns. An estimate of the amount of these fees and expenses is detailed in 'Total estimated fees paid for the period'.

In addition to the fees shown in this statement, where you have bought or sold units in a fund a buy/sell spread may have been applied. The buy/sell spread reflects our estimate of the transaction costs expected to be incurred in buying or selling a fund's underlying assets. Please note that the buy/sell spread is not a fee paid to us, it is paid to the fund. The buy/sell spread, however, is an additional cost to you.

Resolving complaints

We welcome feedback from our investors. If you have a query or complaint in relation to your investment, a formal complaint resolution process is in place to address your concerns. Please call our Investor Services team on 13 51 53 or write to:

Complaints Manager
Fidante Partners Limited
Reply Paid 86049
SYDNEY NSW 2001

1M006831Q02* 31003

30553/CG687/0218



Macquarie Bank Limited
ABN 46 008 583 542


CHESS HOLDING STATEMENT

For statement enquiries contact your CHESS Sponsor:

AUSTRALIAN INVESTMENT EXCHANGE LIMITED

LOCKED BAG 3005
AUSTRALIA SQUARE
SYDNEY, NSW 1215

☎ 1300 658 860



206755 06381
JADEWATIAN PTY LTD
<WALTERS FAMILY S/F A/C>
22 PEARL AVENUE
KALLANGUR QLD 4503

Holder ID Number (HIN): 0049258411

CHESS Sponsor's ID (PID): 06381

Statement Period: May 2019

Page: 1 of 1

MBLHB - HYBRID 3-BBSW + 1.70% PERP SUB NON-CUM STAP

Date	Transaction Type	Transaction ID	Ex/Cum Status	Quantity		Holding Balance
				On	Off	
	Balance Brought Forward from 30 Apr 12					472
03 May 19	Movement of Securities due to Purchase, Sale or Transfer	203671184780 00			472	0

FOR YOUR INFORMATION

- ☛ To obtain full terms and conditions of an Issuer's securities contact the Issuer's Registrar or the Issuer directly.
- ☛ For information about CHESS Depository Interests (CDIs) and to obtain a free copy of the Financial Services Guide (FSG) or any supplementary FSG for CHESS Depository Nominees Pty Ltd go to www.asx.com.au/cdis or phone 131 279.
- ☛ ASX Settlement may by law need to disclose information in CHESS Holdings to third parties.
- ☛ MBLHB: issued by Macquarie Bank Limited and Macquarie Finance Limited (ABN 54 001 214 964)

Refer overleaf for additional important information

Share Registry Details:

BOARDROOM PTY LIMITED
GPO BOX 3993
SYDNEY NSW 2001
Ph: 02 92909600





Macquarie Bank Limited
 ABN 46 008 583 542
 Macquarie Finance Limited
 ABN 54 001 214 964



All correspondence to:
BoardRoom
 Smart Business Solutions

Boardroom Pty Limited
 ABN 14 003 209 836

GPO Box 3993
 Sydney NSW 2001

Tel: 1300 554 096

www.boardroomlimited.com.au
 macquarie@boardroomlimited.com.au



036_7487_002083

JADEWATIAN PTY LTD
 <WALTERS FAMILY S/F A/C>
 22 PEARL AVENUE
 KALLANGUR QLD 4503

ASX Code: MBLHB
 SRN/HIN: X*****8411
 TFN/ABN Status: Quoted
 Record Date: 29/03/2019
 Payment Date: 15/04/2019



Distribution Statement – Macquarie Income Securities

Dear Securityholder,

This distribution statement is for your Macquarie Income Securities distribution for the period of 15 January 2019 to 14 April 2019 (inclusive).

Please note that while the amount is interest paid by Macquarie Finance Limited, it is treated for Australian income tax purposes as an unfranked distribution on a "non-share equity interest". If you complete an Australian tax return, the details of this distribution should be included in the dividends section.

Securities Held	Principal Amount	Interest Rate % p.a.	Interest Period (days)	Gross Amount
472	\$100.00	3.77	90	\$438.77

Less Withholding Tax ¹	Nil
Net Amount	\$438.77

1. If you are an Australian resident for tax purposes and have not provided a TFN or ABN or TFN exemption we deduct withholding tax of 47% from your payment. You may be able to claim back as a credit any withholding tax we have deducted in your tax return. For more information, please visit the Australian Taxation Office website at www.ato.gov.au. If you are an overseas resident for tax purposes the relevant rate of non-resident withholding tax has been deducted from your payment in accordance with Australian Taxation Law.


Direct Credit Instruction

The total net payment has been paid in accordance with your instructions as shown below:

Bank Domicile:	AUS	Receipt Currency:	AUD
Bank Account Type:	Domestic	Amount Deposited:	\$438.77
Bank Code:	182-512		
Account Number:	*****5993		



Macquarie Bank Limited
 ABN 46 008 583 542
 Macquarie Finance Limited
 ABN 54 001 214 964



All correspondence to:

BoardRoom
 Smart Business Solutions

Boardroom Pty Limited
 ABN 14 003 209 836

GPO Box 3993
 Sydney NSW 2001
 Tel: 1300 554 096

www.boardroomlimited.com.au
 macquarie@boardroomlimited.com.au



036_7266_002111

JADEWATIAN PTY LTD
 <WALTERS FAMILY S/F A/C>
 22 PEARL AVENUE
 KALLANGUR QLD 4503

ASX Code: MBLHB
SRN/HIN: X*****8411
TFN/ABN Status: Quoted
Record Date: 28/12/2018
Payment Date: 15/01/2019

Distribution Statement – Macquarie Income Securities

Dear Securityholder,

This distribution statement is for your Macquarie Income Securities distribution for the period of 15 October 2018 to 14 January 2019 (inclusive).

Please note that while the amount is interest paid by Macquarie Finance Limited, it is treated for Australian income tax purposes as an unfranked distribution on a "non-share equity interest". If you complete an Australian tax return, the details of this distribution should be included in the dividends section.

Securities Held	Principal Amount \$	Interest Rate % p.a.	Interest Period (days)	Gross Amount \$
472	100.00	3.64	92	433.05

Less Withholding Tax ¹ \$	Nil
Net Amount \$	433.05

1. If you are an Australian resident for tax purposes and have not provided a TFN or ABN or TFN exemption we deduct withholding tax of 47% from your payment. You may be able to claim back as a credit any withholding tax we have deducted in your tax return. For more information, please visit the Australian Taxation Office website at www.ato.gov.au. If you are an overseas resident for tax purposes the relevant rate of non-resident withholding tax has been deducted from your payment in accordance with Australian Taxation Law.

Direct Credit Instruction


The total net payment has been paid in accordance with your instructions as shown below:

Bank Domicile:	AUS	Receipt Currency:	AUD
Bank Account Type:	Domestic	Amount Deposited:	\$433.05
Bank Code:	182-512		
Account Number:	*****5993		

Please retain this statement for taxation purposes



Macquarie Bank Limited
 ABN 46 008 583 542
 Macquarie Finance Limited
 ABN 54 001 214 964



All correspondence to:

BoardRoom
 Smart Business Solutions

Boardroom Pty Limited
 ABN 14 003 209 836

GPO Box 3993
 Sydney NSW 2001
 Tel: 1300 554 096

www.boardroomlimited.com.au
 macquarie@boardroomlimited.com.au



036_6711_002166

JADEWATIAN PTY LTD
 <WALTERS FAMILY S/F A/C>
 22 PEARL AVENUE
 KALLANGUR QLD 4503

ASX Code: MBLHB
SRN/HIN: X0049258411
TFN/ABN Status: Quoted
Record Date: 28/09/2018
Payment Date: 15/10/2018

Distribution Statement – Macquarie Income Securities

Dear Securityholder,

This distribution statement is for your Macquarie Income Securities distribution for the period of 15 July 2018 to 14 October 2018 (inclusive).

Please note that while the amount is interest paid by Macquarie Finance Limited, it is treated for Australian income tax purposes as an unfranked distribution on a "non-share equity interest". If you complete an Australian tax return, the details of this distribution should be included in the dividends section.

Securities Held	Principal Amount \$	Interest Rate % p.a.	Interest Period (days)	Gross Amount \$
472	100.00	3.73	92	443.76

Less withholding Tax ¹	Nil
Net Amount	443.76

1. If you have not provided a TFN or ABN or TFN exemption we deduct withholding tax of 47% from your payment. You may be able to claim back as a credit any withholding tax we have deducted in your tax return. For more information, please visit the Australian Taxation Office website at www.ato.gov.au. Note that the relevant rate of non-resident withholding tax has been deducted from your payment in accordance with Australian Taxation Law.

Direct Credit Instruction


The total net payment has been paid in accordance with your instructions as shown below:

Bank Domicile:	AUS	Receipt Currency:	AUD
Bank Account Type:	Domestic	Amount Deposited:	\$443.76
Bank Code:	182-512		
Account Number:	*****5993		

Please retain this statement for taxation purposes



Macquarie Bank Limited
 ABN 46 008 583 542
 Macquarie Finance Limited
 ABN 54 001 214 964



All Registry communications to:
 Link Market Services Limited
 Locked Bag A14
 Sydney South NSW 1235 Australia
 Telephone: +61 1300 554 096
 Email: macquarie@linkmarketservices.com.au
 Website: www.linkmarketservices.com.au

Macquarie Income Securities



036 002374

JADEWATIAN PTY LTD
 <WALTERS FAMILY S/F A/C>
 22 PEARL AVENUE
 KALLANGUR QLD 4503

Distribution Statement

ASX Code: MBLHB
 Payment Date: 16 July 2018
 Record Date: 29 June 2018
 SRN/HIN: X00049258411
TFN/ABN RECEIVED AND RECORDED

Dear Securityholder,

This distribution statement is for your Macquarie Income Securities distribution for the period of 15 April 2018 to 14 July 2018 (inclusive).

Please note that while the amount is interest paid by Macquarie Finance Limited, it is treated for Australian income tax purposes as an unfranked distribution on a "non-share equity interest". If you complete an Australian tax return, the details of this distribution should be included in the dividends section.



Securities Held	Principal Amount \$	Interest Rate % p.a.	Interest Period (days)	Gross Amount \$
472	100.00	3.7800	91	444.82

DISTRIBUTION REMITTED TO:

MACQUARIE BANK
 1 SHELLEY STREET
 SYDNEY NSW 2000
 BSB: 182-512
 ACC: *****5993
 Account Name: JADEWATIAN PTY LTD
 Direct Credit Reference No.: 001217248937

Amount Deposited
 \$444.82

IMPORTANT INFORMATION

See overleaf for instructions on how to update your details online.

This statement contains important information to assist you in preparing any tax returns you may be required to lodge. Please retain this statement for taxation purposes as a charge may be levied for replacement.




Macquarie Bank Limited

ABN 46 008 583 542

Macquarie Finance Limited

ABN 54 001 214 964



All correspondence and enquiries to:

BoardRoom

Smart Business Solutions

Boardroom Pty Limited

ABN 14 003 209 836

GPO Box 3993

Sydney NSW 2001

Tel: 1300 554 096

www.boardroomlimited.com.au

macquarie@boardroomlimited.com.au



036_6562R5_001547

JADEWATIAN PTY LTD
<WALTERS FAMILY S/F A/C>
22 PEARL AVENUE
KALLANGUR QLD 4503

3 September 2018

Dear Securityholder

MACQUARIE INCOME SECURITIES (ASX CODE: MBLHB) - CHANGE IN SHARE REGISTRY SERVICE PROVIDER

Please be advised that Macquarie Bank Limited (Macquarie) has changed its share registry services provider from Link Market Services Limited to Boardroom Pty Limited (Boardroom), effective from 3rd September 2018, including for its Macquarie Income Securities.

You are not required to take any action as all your relevant holding details have now been transferred to Boardroom on your behalf. I encourage you to visit our new investor service centre which gives you access to a wide variety of shareholding information, allows you to make changes online or download forms and is available at www.investorserve.com.au.

You can access your holding information via a secure login using the Issuer Name of *Macquarie Bank Limited*, your Securityholder Reference Number (SRN) or Holder Identification Number (HIN) and postcode (of your current registered address) or country (if your registered address is outside Australia).

To assist with our commitment to the environment and focus on cost control, we encourage shareholders to access all communications electronically. Please note that Macquarie Finance Limited pays distributions by direct credit to nominated Australian bank accounts. If you do not provide your bank account information your distributions will be paid by way of cheque.

How to register online and manage your holding

To enjoy the ease and convenience of managing your holding online, please register yourself as a user.

- **If you do not have an InvestorServe account**, please visit investorserve.com.au and click "Register Now" to register. As part of the registration process, you will need to enter information about your holding, including your **holding type and reference number**. The information you need can be found on your holding statement.

Your reference number starts with an 'I' if you are issuer sponsored or 'X' if you are sponsored by a broker (CHESS) and is to be found on your previous holding statements or a payment advice.

- **If you already have an InvestorServe account** and your new holding is registered with the same details, the holding will be automatically available in your account the next time you log in. If your registration details are different, you can use the Portfolio to add this new holding to your current account

Please be aware that if you have a default communication preference election with Boardroom, this will override any specific elections for Macquarie you held with the previous registry.

Assistance and further information

If you require assistance setting up your InvestorServe account, or have a question regarding your holding with Macquarie Bank Limited, please contact Boardroom directly via email: macquarie@boardroomlimited.com.au or by telephone on **1300 554 096**.


Macquarie investor information, including annual reports, market announcements, and other corporate information, is available at macquarie.com.

Yours faithfully

Dennis Leong
Company Secretary



National Australia Bank Limited
 ABN 12 004 044 937
 Place of Incorporation: VIC



CHES HOLDING STATEMENT

For statement enquiries contact
 your CHES Sponsor:

**AUSTRALIAN INVESTMENT
 EXCHANGE LIMITED**

LOCKED BAG 3005
 AUSTRALIA SQUARE
 SYDNEY, NSW 1215

☎ 1300 658 860



206755 06381
 JADEWATIAN PTY LTD
 <WALTERS FAMILY S/F A/C>
 22 PEARL AVENUE
 KALLANGUR QLD 4503

Holder ID Number (HIN): 0049258411

CHES Sponsor's ID (PID): 06381

Statement Period: May 2019

Page: 1 of 1

NABHA - HYBRID 3-BBSW + 1.25% PERP SUB EXCH NON-CUM STAP

Date	Transaction Type	Transaction ID	Ex/Cum Status	Quantity		Holding Balance
				On	Off	
	Balance Brought Forward from 08 Jul 08					365
03 May 19	Movement of Securities due to Purchase, Sale or Transfer	203671184782 00			365	0

FOR YOUR INFORMATION

- ☛ To obtain full terms and conditions of an Issuer's securities contact the Issuer's Registrar or the Issuer directly.
- ☛ For information about CHES Depository Interests (CDIs) and to obtain a free copy of the Financial Services Guide (FSG) or any supplementary FSG for CHES Depository Nominees Pty Ltd go to www.asx.com.au/cdis or phone 131 279.
- ☛ ASX Settlement may by law need to disclose information in CHES Holdings to third parties.
- ☛ Do you have a small shareholding? Donate to Australian charities using ShareGift's brokerage-free service & receive tax deduction when over \$2. www.sharegiftaustralia.org.au

Refer overleaf for additional important information

Share Registry Details:

NATIONAL AUSTRALIA BANK LIMITED
 GPO BOX 2333
 MELBOURNE VIC 8060
 Ph: 1300 367 647



ASX

Issued By:

ASX Settlement Pty Limited | ABN 49 008 504 532 | PO Box H227, Australia Square, Sydney NSW 1215



Need assistance?

www.nabgroup.com/shareholder

(in Australia) 1300 367 647
(outside Australia) +61 3 9415 4299



005662
000
NAB
JADEWATIAN PTY LTD
<WALTERS FAMILY S/F A/C>
22 PEARL AVENUE
KALLANGUR QLD 4503

Holder Identification Number (HIN)

X0049258411

Summary of key information

Record Date: 30 April 2019
Payment Date: 15 May 2019
TFN Status: Quoted
Direct Credit Reference No.: 00026396
ASX Code: NABHA
Register: VIC

National Income Securities - May 2019 Distribution Statement

This statement represents your National Income Securities distribution for the period from 15 February 2019 to (but not including) 15 May 2019.

Your distribution is calculated as follows:

Class Description	Number of Securities	Distribution Rate	Number of Days	Dividend Distribution
National Income Securities	365	3.2209%	89	\$286.66

The dividend distribution of \$286.66 has been credited to:


Payment details

MACQUARIE BANK LTD
BSB: 182-512 ACC: *****5993

Taxation information

For Australian tax purposes this Distribution is regarded as an unfrankable non-share dividend. The dividend distribution should be disclosed as an unfranked dividend on your Australian tax return.

If you are unsure of the tax treatment for your dividend distribution payment, please contact your accountant or taxation adviser.



Need assistance?

www.nabgroup.com/shareholder

(in Australia) 1300 367 647
(outside Australia) +61 3 9415 4299



005859
000
NAB
JADEWATIAN PTY LTD
<WALTERS FAMILY S/F A/C>
22 PEARL AVENUE
KALLANGUR QLD 4503

Holder Identification Number (HIN)

X0049258411

Summary of key information

Record Date: 31 January 2019
Payment Date: 15 February 2019
TFN Status: Quoted
Direct Credit Reference No. 00026835
ASX Code: NABHA
Register: VIC

National Income Securities - February 2019 Distribution Statement

This statement represents your National Income Securities distribution for the period from 15 November 2018 to (but not including) 15 February 2019.

Your distribution is calculated as follows:

Class Description	Number of Securities	Distribution Rate	Number of Days	Dividend Distribution
National Income Securities	365	3.1900%	92	\$293.47

The dividend distribution of \$293.47 has been credited to:

Payment details

MACQUARIE BANK LTD
BSB: 182-512 ACC: *****5993

Taxation information

For Australian tax purposes this Distribution is regarded as an unfrankable non-share dividend. The dividend distribution should be disclosed as an unfranked dividend on your Australian tax return.

If you are unsure of the tax treatment for your dividend distribution payment, please contact your accountant or taxation adviser.

302564_021028



Need assistance?

www.nabgroup.com/shareholder

(in Australia) 1300 367 647
(outside Australia) +61 3 9415 4299



005955
000
NAB
JADEWATIAN PTY LTD
<WALTERS FAMILY S/F A/C>
22 PEARL AVENUE
KALLANGUR QLD 4503

Holder Identification Number (HIN)

X0049258411

Summary of key information

Record Date: 31 October 2018
Payment Date: 15 November 2018
TFN Status: Quoted
Direct Credit Reference No. 00027125
ASX Code: NABHA
Register: VIC

National Income Securities - November 2018 Distribution Statement

This statement represents your National Income Securities distribution for the period from 15 August 2018 to (but not including) 15 November 2018.

Your distribution is calculated as follows:

Class Description	Number of Securities	Distribution Rate	Number of Days	Dividend Distribution
National Income Securities	365	3.2021%	92	\$294.59

The dividend distribution of \$294.59 has been credited to:

Payment details

MACQUARIE BANK LTD
BSB: 182-512 ACC: *****5993

Taxation information

For Australian tax purposes this Distribution is regarded as an unfrankable non-share dividend. The dividend distribution should be disclosed as an unfranked dividend on your Australian tax return.

If you are unsure of the tax treatment for your dividend distribution payment, please contact your accountant or taxation adviser.



Need assistance?

www.nabgroup.com/shareholder

(in Australia) 1300 367 647
(outside Australia) +61 3 9415 4299



006125
000
NAB
JADEWATIAN PTY LTD
<WALTERS FAMILY S/F A/C>
22 PEARL AVENUE
KALLANGUR QLD 4503

Holder Identification Number (HIN)

X0049258411

Summary of key information

Record Date: 31 July 2018
Payment Date: 15 August 2018
TFN Status: Quoted
Direct Credit Reference No. 00027479
ASX Code: NABHA
Register: VIC

National Income Securities - August 2018 Distribution Statement

This statement represents your National Income Securities distribution for the period from 15 May 2018 to (but not including) 15 August 2018.

Your distribution is calculated as follows:

Class Description	Number of Securities	Distribution Rate	Number of Days	Dividend Distribution
National Income Securities	365	3.1500%	92	\$289.79

The dividend distribution of \$289.79 has been credited to:

Payment details


MACQUARIE BANK LTD
BSB: 182-512 ACC: *****5993

Taxation information

For Australian tax purposes this Distribution is regarded as an unfrankable non-share dividend. The dividend distribution should be disclosed as an unfranked dividend on your Australian tax return.

If you are unsure of the tax treatment for your dividend distribution payment, please contact your accountant or taxation adviser.

20 September 2019



000408

Jadewatian Pty Ltd ATF Walters Family Super Fund
22 Pearl Av
KALLANGUR QLD 4503

Dear Sir and/or Madam

Please find enclosed a copy of your Annual Fee Statement for the period ending 30 June 2019.

The Corporations Act 2001 (Cth) requires Platinum to provide exiting unit holders with an Annual Fee Statement detailing transactions, fees, costs and performance for the reporting period.

If you have any queries regarding the statement, please contact Investor Services on 1300 726 700 (Australia only), 612 9255 7500, or 0800 700 726 (NZ only).

Yours faithfully

Liz Norman
Investor Services Director

enc

Jadewatian Pty Ltd ATF Walters Family Super Fund
 22 Pearl Av
 KALLANGUR QLD 4503

Account Number 37885



Biller Code: 252643
Ref: 378851

Annual Fee Statement	From 1 July 2018 to 30 June 2019
-----------------------------	---

Fund	Effective Date	Units	Price	Amount (\$)
Platinum International Fund - C Class Units				
Opening Balance		12,664.64	2.0620	26,114.49
Transfer To	6 May 19	(12,664.64)	2.1390	(27,089.66)
Holder: Netwealth Investments Ltd [Wrap Service A/c]				
Closing Balance and End of Period Market Value		0.00		0.00
Platinum European Fund - C Class Units				
Opening Balance		9,694.12	3.6463	35,347.67
Transfer To	6 May 19	(9,694.12)	3.6540	(35,422.31)
Holder: Netwealth Investments Ltd [Wrap Service A/c]				
Closing Balance and End of Period Market Value		0.00		0.00

DISCLAIMER: This statement has been prepared by Platinum for investor reporting purposes in accordance with the prescribed requirements of the Corporations Act 2001 and the Corporations Regulations 2001 (as amended). To the maximum extent permitted by law, no liability is accepted by Platinum or any of its directors, officers or employees, for any loss or damage arising as a result or in connection with any reliance on this information. Past performance is not a reliable indicator of future results. Platinum does not guarantee the repayment of capital, the payment of income or any Fund's performance.

Indirect costs of your investment

Fund	Amount(\$)
Platinum International Fund - C Class Units	287.86
Platinum European Fund - C Class Units	393.69

This approximate amount has been deducted from your investment and covers amounts that have reduced the return on your investment but are not charged to you directly as a fee.

Total fees you paid

Fund	Amount(\$)
Platinum International Fund - C Class Units	287.86
Platinum European Fund - C Class Units	393.69

This approximate amount includes all the fees and costs which affected your investment during the period.

Additional explanation of fees and costs

1. If you held C Class or E Class units during the period, 'Indirect costs of your investment' consist of the investment management fee (inclusive of Australian GST less any expected reduced input tax credits) only.

If you held P Class units during the period, 'Indirect costs of your investment' consist of the investment management fee (inclusive of Australian GST less any expected reduced input tax credits) and the estimated investment performance fee (inclusive of Australian GST less any expected reduced input tax credits).
2. 'Total fees you paid' include the 'Indirect costs of your investment' and the buy/sell spread applicable to your transactions (excluding any distributions reinvested) during the period.
3. The exit unit price (which includes the sell spread) was applied for all withdrawals and the entry unit price (which includes the buy spread) was applied for all applications.

Dispute resolution

Platinum has in place a dispute resolution mechanism for complaints by Investors of the Fund. If you have a complaint about your investment in a Fund, please contact Investor Services on 1300 726 700 (Australia only), 612 9255 7500 or 0800 700 726 (NZ only) or via invest@platinum.com.au.

If an issue has not been resolved to your satisfaction, you can lodge a complaint with the Australian Financial Complaints Authority, or AFCA. AFCA provides fair and independent financial services complaint resolution that is free to consumers.

Website: www.afca.org.au

Email: info@afca.org.au

Telephone: 1800 931 678 (free call)

In writing to: Australian Financial Complaints Authority, GPO Box 3, Melbourne VIC 3001

Further information

If you have any questions or require further information in relation to your investment, please contact Investor Services on 1300 726 700 (Australia only), 612 9255 7500 or 0800 700 726 (NZ only) or via invest@platinum.com.au.

Investor, Fund and Benchmark Performance ¹
From 1 July 2018 to 30 June 2019

	Performance ²
Jadewatian Pty Ltd ATF Walters Family Super Fund - C	3.7%
Platinum International Fund	n/a
MSCI ³ All Country World Net Index in A\$	n/a
Jadewatian Pty Ltd ATF Walters Family Super Fund - C	0.2%
Platinum European Fund	n/a
MSCI ³ All Country Europe Net Index in A\$	n/a

¹ Performance is calculated using the Fund's unit price for the last day of the period, after fees and costs and before tax. Any difference in performance between a Fund and an investment is due to cash flow effects of any transactions (eg. applications) during the period. Fund performance assumes reinvestment of distributions. Investor performance reflects distribution preference.

² Investor performance is calculated from 1 July to the date of full withdrawal. Fund and MSCI performance are not available for the reporting period as an investment must be open for the full period to have an annual return displayed.

³ MSCI means Morgan Stanley Capital International. Various MSCI indices are recognised international equity benchmarks.

The Platinum Trust Product Disclosure Statement No. 11 and Second Supplementary PDS and Supplementary PDS (together "PDS") is the current offer document for your investment. Platinum Investment Management Limited ABN 25 063 565 006 AFSL 221935 trading as Platinum Asset Management ("Platinum") is the issuer of units in the Platinum Trust Funds ("Funds"). You should consider the PDS in deciding whether to acquire, or continue to hold, units in the Funds. You can obtain a copy from Platinum's website, www.platinum.com.au, or by contacting Investor Services on 1300 726 700 (within Australia), 0800 700 726 (within New Zealand) or 02 9255 7500, or via invest@platinum.com.au.

Investor, Fund and Benchmark Performance ¹

Period to 30 June 2019

	Quarter ²	Year ³	Since Inception ³ per annum
Jadewatian Pty Ltd ATF Walters Family Super Fund - C	4.5%	3.7%	5.9%
Platinum International Fund	1.6%	0.7%	7.9%
MSCI ⁴ All Country World Net Index in A\$	4.9%	11.3%	6.4%
Jadewatian Pty Ltd ATF Walters Family Super Fund - C	5.2%	0.2%	8.2%
Platinum European Fund	6.6%	1.5%	8.4%
MSCI ⁴ All Country Europe Net Index in A\$	6.0%	7.8%	5.6%

¹ Performance is calculated using the Fund's unit price for the last day of the period, after fees and costs and before tax. Any difference in performance between a Fund and an investment is due to cash flow effects of any transactions (eg. applications) during the period. Fund performance assumes reinvestment of distributions. Investor performance reflects distribution preference.

² An investment not held for the full period displays the actual return over the shortened interval. The Fund and Benchmark comparatives are for the full period.

³ An investment must be open for at least 1 year to have both yearly and since inception returns displayed, otherwise 'n/a' is displayed. Fund and Benchmark yearly comparatives are for the full year. Since inception comparatives match the term of the investment.

⁴ MSCI means Morgan Stanley Capital International. Various MSCI indices are recognised international equity benchmarks. Net MSCI indices have been used where available. Where unavailable, gross MSCI indices have been used.

The Platinum Trust Product Disclosure Statement No. 11 and Second Supplementary PDS and Supplementary PDS (together "PDS") is the current offer document for your investment. Platinum Investment Management Limited ABN 25 063 565 006 AFSL 221935 trading as Platinum Asset Management ("Platinum") is the issuer of units in the Platinum Trust Funds ("Funds"). You should consider the PDS in deciding whether to acquire, or continue to hold, units in the Funds. You can obtain a copy from Platinum's website, www.platinum.com.au, or by contacting Investor Services on 1300 726 700 (within Australia), 0800 700 726 (within New Zealand) or 02 9255 7500, or via invest@platinum.com.au.

DISCLAIMER: This summary report has been prepared by Platinum for investor reporting purposes. To the extent permitted by law, no liability is accepted for any loss or damage as a result of reliance on this information. Platinum does not guarantee the repayment of capital, payment of income or the Fund's performance.

Platinum is a member of the Platinum Group of companies.



Investor, Fund and Benchmark Performance¹

Period to 30 June 2019

	Quarter ²	Year ³	Since Inception ³ per annum
Jadewatian Pty Ltd ATF Walters Family Super Fund - C	4.5%	3.7%	5.9%
Platinum International Fund	1.6%	0.7%	7.9%
MSCI ⁴ All Country World Net Index in A\$	4.9%	11.3%	6.4%
Jadewatian Pty Ltd ATF Walters Family Super Fund - C	5.2%	0.2%	8.2%
Platinum European Fund	6.6%	1.5%	8.4%
MSCI ⁴ All Country Europe Net Index in A\$	6.0%	7.8%	5.6%

¹ Performance is calculated using the Fund's unit price for the last day of the period, after fees and costs and before tax. Any difference in performance between a Fund and an investment is due to cash flow effects of any transactions (eg. applications) during the period. Fund performance assumes reinvestment of distributions. Investor performance reflects distribution preference.

² An investment not held for the full period displays the actual return over the shortened interval. The Fund and Benchmark comparatives are for the full period.

³ An investment must be open for at least 1 year to have both yearly and since inception returns displayed, otherwise 'n/a' is displayed. Fund and Benchmark yearly comparatives are for the full year. Since inception comparatives match the term of the investment.

⁴ MSCI means Morgan Stanley Capital International. Various MSCI indices are recognised international equity benchmarks. Net MSCI indices have been used where available. Where unavailable, gross MSCI indices have been used.

The Platinum Trust Product Disclosure Statement No. 11 and Second Supplementary PDS and Supplementary PDS (together "PDS") is the current offer document for your investment. Platinum Investment Management Limited ABN 25 063 565 006 AFSL 221935 trading as Platinum Asset Management ("Platinum") is the issuer of units in the Platinum Trust Funds ("Funds"). You should consider the PDS in deciding whether to acquire, or continue to hold, units in the Funds. You can obtain a copy from Platinum's website, www.platinum.com.au, or by contacting Investor Services on 1300 726 700 (within Australia), 0800 700 726 (within New Zealand) or 02 9255 7500, or via invest@platinum.com.au.

DISCLAIMER: This summary report has been prepared by Platinum for investor reporting purposes. To the extent permitted by law, no liability is accepted for any loss or damage as a result of reliance on this information. Platinum does not guarantee the repayment of capital, payment of income or the Fund's performance.

Platinum is a member of the Platinum Group of companies.

8/8/19.



001276



Jadewatian Pty Ltd ATF Walters Family Super Fund
22 Pearl Av
KALLANGUR QLD 4503

30 July 2019

Dear Investor

Withdrawal Capital Gains Tax Statement

Please find enclosed your Withdrawal Capital Gains Tax ('CGT') Statement ('CGT Statement') in respect of your investment in the Platinum Trust Funds.

You have received this CGT Statement because our records show that you were an Australian tax resident at 30 June 2019 and you have withdrawn units from the Platinum Trust Funds during the 2018/19 financial year.

The capital gains and losses that appear in the CGT Statement are only in respect of withdrawals of units in the Platinum Trust Funds, and are in addition to any capital gains that may have been attributed to you as part of the 30 June 2019 distribution paid by the Platinum Trust Funds. If you were a unit holder at 30 June 2019, you should have recently received the 30 June 2019 Attribution Managed Investment Trust ("AMIT") Member Annual Statement ("AMMA Statement").

We have also prepared some information in relation to your CGT Statement ('CGT Information'). This CGT Information is enclosed with this letter and your 2019 CGT Statement. The tax treatment of capital gains and losses is complex. How it applies to you will depend on the type of taxpayer that you are (e.g. an individual, superannuation fund, trust or company) and your specific tax circumstances.

You may be able to use this CGT Information if you are an Australian tax resident individual, complying superannuation fund, trust or company, in completing your 2018/19 income tax return in respect of your capital gains and losses on the withdrawal of units in the Platinum Trust Funds.

Platinum does not provide taxation advice or any other professional advice and recommends that you obtain professional advice from an accountant or tax adviser regarding your particular tax circumstances.

If you have further questions, please contact Platinum's Investor Services on 1300 726 700 or 02 9255 7500.

Yours faithfully

Andrew Clifford
Chief Executive Officer
Platinum Asset Management



Jadewatian Pty Ltd ATF Walters Family Super Fund
22 Pearl Av
KALLANGUR QLD 4503

Account Number 37885

Please retain for your tax records

Withdrawal Capital Gains Tax (CGT) Statement From 1 July 2018 to 30 June 2019

Acquisition Date	Withdrawal Date	Time Held (Days)	Number of Units	Acquisition Price	Cost Base Adjustment	Cost Base	Adjusted Cost Base	Disposal Price	Capital Proceeds	Capital Gain/(Loss)	Discount Gain	Other Gain	Capital Loss
Platinum International Fund - C Class Units													
25 Jun 10	6 May 19	3,237	9,498.48	1.5792	-	15,000.00	15,000.00	2,1390	20,317.25	5,317.25	5,317.25	-	-
25 Jun 10	6 May 19	3,237	3,166.16	1.5792	-	5,000.00	5,000.00	2,1390	6,772.42	1,772.42	1,772.42	-	-
			12,664.64		-	20,000.00	20,000.00		27,089.67	7,089.67	7,089.67	-	-
Platinum European Fund - C Class Units													
20 Oct 15	6 May 19	1,294	9,694.12	3.2039	-	31,058.99	31,058.99	3.6540	35,422.31	4,363.32	4,363.32	-	-
			9,694.12		-	31,058.99	31,058.99		35,422.31	4,363.32	4,363.32	-	-
					-	51,058.99	51,058.99		62,511.98	11,452.99	11,452.99	-	-
Losses Applied													
Capital Gain/(Loss)													11,452.99

Definitions of the terms that appear in this table are set out on page 3 of the enclosed CGT Information.

Level 8, 7 Macquarie Place, Sydney NSW 2000, Australia | GPO Box 2724, Sydney NSW 2001
Telephone 61 2 9255 7500 | Investor Services 1300 726 700 | Facsimile 61 2 9254 5590 | www.platinum.com.au | invest@platinum.com.au

Platinum Investment Management Limited ABN 25 063 565 006 AFSL 221935 trading as Platinum Asset Management®



Details for your tax return:

Summary of your current year capital gains and losses on withdrawal of units (for insertion in your Income Tax Return):

Individual		Complying Superannuation Fund		Trust (non-AMIT)		Company	
Net Capital Gain	Total Current Year Capital Gains	Net Capital Gain	Total Current Year Capital Gains	Net Capital Gain	Total Current Year Capital Gains	Net Capital Gain	Total Current Year Capital Gains
5,726.50	11,452.99	7,635.33	11,452.99	5,726.50	11,452.99	11,452.99	11,452.99
	Net Capital Losses carried forward to later income years		Net Capital Losses carried forward to later income years		Net Capital Losses carried forward to later income years		Net Capital Losses carried forward to later income years
	-	-	-	-	-	-	-



000019 000



Jadewatian Pty Ltd ATF Walters Family Super Fund
22 Pearl Av
KALLANGUR QLD 4503

Account Number 37885



Bill Code: 252643
Ref: 378851

Transaction Confirmation

6 May 2019

	Effective Date	Amount (\$)	Price (\$/unit)	Units
Platinum International Fund - C Class Units				
Opening Balance				12,664.64
Transfer To				
Holder: Netwealth Investments Ltd [Wrap Service A/c]	6 May 19	27,089.66	2.1390	(12,664.64)
Closing Balance				0.00
Platinum European Fund - C Class Units				
Opening Balance				9,694.12
Transfer To				
Holder: Netwealth Investments Ltd [Wrap Service A/c]	6 May 19	35,422.31	3.6540	(9,694.12)
Closing Balance				0.00

Please keep this confirmation for capital gains tax (CGT) calculation purposes.

DISCLAIMER: This statement has been prepared by Platinum for investor reporting purposes. To the extent permitted by law, no liability is accepted for any loss or damage as a result of any reliance on this information. Platinum does not guarantee the repayment of capital, payment of income or the Fund's performance.

28 May 2019



Jadewatian Pty Ltd ATF Walters Family Super Fund
22 Pearl Av
Kallangur QLD 4503

POSTED 2/1/19.

Dear Sir and/or Madam

Account number: 37885

Account name: Jadewatian Pty Ltd ATF Walters Family Super Fund

Platinum Trust Funds ("PT Funds") – OECD Common Reporting Standards

Australia has implemented the OECD Common Reporting Standard (the "CRS") for automatic exchange of taxation information between all participating jurisdictions globally. This is a single global standard for the collection and reporting of information by financial institutions on non-resident account holders.

Whilst we are aware that you are no longer a unit holder in the PT Funds, because you held units in the PT Funds during the year ended 31 December 2018, we are required to determine where you were a 'tax resident' at the time you exited the PT Funds and collect CRS information from you.

Please complete the Self-Certification Form ("Form") and return to Platinum by **30 June 2019**, via:

- the following link on Platinum's website, which will enable you to complete and submit the Form online: <https://www.platinum.com.au/application/crs>, OR
- the enclosed reply paid envelope (for Australian residents only), fax or email.

If we do not receive your completed Form by 30 June 2019, we may be required to report any non-compliance to the Australian Taxation Office.

If you would like further information, please contact Investor Services on 1300 726 700 (Australia only), 0800 700 726 (NZ only), 02 9255 7500 or email invest@platinum.com.au

Yours faithfully

A handwritten signature in blue ink that reads "Liz Norman".

Liz Norman
Investor Services Director

enc

CRS DEFINITIONS

Account Holder means the person listed or identified as the holder of a Financial Account. A person, other than a Financial Institution, holding a Financial Account for the benefit of another person as agent, custodian, nominee, signatory, investment advisor, intermediary, or as legal guardian, is not treated as the Account Holder. In these circumstances that other person is the Account Holder. For example in the case of a parent/child relationship where the parent is acting as a legal guardian, the child is regarded as the Account Holder. With respect to a jointly held account, each joint holder is treated as an Account Holder.

Active NFE an Entity that is not a Financial Institution will be classified as Active NFE if it meets any of the following criteria:

- a) less than 50% of the NFE's gross income for the preceding calendar year or other appropriate reporting period is passive income and less than 50% of the assets held by the NFE during the preceding calendar year or other appropriate reporting period are assets that produce or are held for the production of passive income;
- b) the stock of the NFE is regularly traded on an established securities market or the NFE is a Related Entity of an Entity the stock of which is regularly traded on an established securities market;
- c) the NFE is a Governmental Entity, an International Organisation, a Central Bank, or an Entity wholly owned by one or more of the foregoing;
- d) substantially all of the activities of the NFE consist of holding (in whole or in part) the outstanding stock of, or providing financing and services to, one or more subsidiaries that engage in trades or businesses other than the business of a Financial Institution, except that an Entity does not qualify for this status if the Entity functions (or holds itself out) as an investment fund, such as a private equity fund, venture capital fund, leveraged buyout fund, or any investment vehicle whose purpose is to acquire or fund companies and then hold interests in those companies as capital assets for investment purposes;
- e) the NFE is not yet operating a business and has no prior operating history, (a "start-up NFE") but is investing capital into assets with the intent to operate a business other than that of a Financial Institution, provided that the NFE does not qualify for this exception after the date that is 24 months after the date of the initial organisation of the NFE;
- f) the NFE was not a Financial Institution in the past five years, and is in the process of liquidating its assets or is reorganising with the intent to continue or recommence operations in a business other than that of a Financial Institution;
- g) the NFE primarily engages in financing and hedging transactions with, or for, Related Entities that are not Financial Institutions, and does not provide financing or hedging services to any Entity that is not a Related Entity, provided that the group of any such Related Entities is primarily engaged in a business other than that of a Financial Institution; or
- h) the Entity is a non-profit organisation which meets certain criteria.

Entity means a legal person or a legal arrangement, such as a corporation, partnership, trust, or foundation.

Financial Institution means a Custodial Institution, a Depository Institution, an Investment Entity, or a Specified Insurance Company.

NFE means any Entity that is not a Financial Institution.

Passive NFE means any NFE that is not an Active NFE or an Investment Entity that is not a Participating Jurisdiction Financial Institution.

TIN (including functional equivalent) means Taxpayer Identification Number or a functional equivalent in the absence of a TIN. A TIN is a unique combination of letters or numbers assigned by a jurisdiction to an individual or an Entity and used to identify the individual or Entity for the purposes of administering the tax laws of such jurisdiction. Further details of acceptable TINs can be found at the following link: <http://www.oecd.org/tax/transparency/automaticexchangeofinformation.htm>

BENEFICIAL OWNER(S) DESCRIPTION FOR AML/CTF OBLIGATIONS

Company: each individual who ultimately (whether directly or indirectly):

- owns 25% or more of the issued capital of the company; or
- controls the company, for example a person who has the capacity to determine decisions about financial and operating policies. (Refer to definition of 'control' below).

If there is no one under this category, then please provide any individual who is entitled to exercise 25% or more of the voting rights, including a power of veto.

Partnership: each individual who ultimately (whether directly or indirectly):

- owns 25% or more of the issued capital of the partnership; or
- controls the partnership, for example a person who has the capacity to determine decisions about financial and operating policies. (Refer to definition of 'control' below).

If there is no one under this category, then please provide any individual who is entitled to exercise 25% or more of the voting rights, including a power of veto.

If there is no one that satisfies either of these categories, then provide the details of any individual who holds the position of senior managing official (or equivalent).

Association: You must provide details of each individual who ultimately (whether directly or indirectly) controls the entity, for example a person who has the capacity to determine decisions about financial and operating policies. (Refer to definition of 'control' below).

If there is no one under this category, then please provide any individual who is entitled to exercise 25% or more of the voting rights, including a power of veto OR any individual that would be entitled on dissolution to 25% or more of the property of the association or registered co-operative.

If there is no one that satisfies any of these categories, then provide the details of any individual who holds the position of senior managing official (or equivalent).

CONTROL

For the purposes of beneficial owner noted above, 'control' includes control as a result of, or by means of, trusts, agreements, arrangements, understandings and practices, whether or not having legal or equitable force and whether or not based on legal or equitable rights, and includes exercising control through the capacity to determine decisions about financial and operating policies.

REASONS FOR NOT PROVIDING A TIN

If no TIN is available one of the following reasons (A, B or C) must be provided:

- A – The country/jurisdiction where the Account Holder is resident does not issue TINs to its residents.
- B – The Account Holder is otherwise unable to obtain a TIN or equivalent number. (This option requires further explanation as to why a TIN could not be obtained).
- C – No TIN is required. (Note: This option should only be selected if the domestic law of the relevant jurisdiction does not require the collection of the TIN issued by such jurisdiction).



Return undelivered mail to:
GPO Box 9898
In your capital city

036 P 8
254807308
Jadewatian Pty Ltd ATF Walters Family Super Fund
22 PEARL AVE
KALLANGUR QLD 4503




TAX INFO.

POSTED 2/6/2019.

254807308





013370

Jadewatian Pty Ltd ATF Walters Family Super Fund
22 Pearl Av
KALLANGUR QLD 4503

Account Number 37885



Bill Code: 252643
Ref: 378851

Holdings Summary

As at 31 March 2019

This report is not a Periodic Statement for the purposes of the Corporations Act 2001.

Fund Name	Class	Units Held	Withdrawal Price (\$/unit) ¹	Investment Value (\$)
Platinum International Fund	C	12,664.64	2.0461	25,913.12
Platinum European Fund	C	9,694.12	3.4733	33,670.59
Total Value of Investment				59,583.71

¹ Close of business New York price.

Transaction Summary

From 1 January 2019 to 31 March 2019

	Effective Date	Amount (\$)	Price (\$/unit)	Units
Platinum International Fund - C Class Units				
No transactions				
Platinum European Fund - C Class Units				
No transactions				

**Investor, Fund and Benchmark Performance ¹****Period to 31 March 2019**

	Quarter ²	Year ³	Since Inception ³ per annum
Jadewatian Pty Ltd ATF Walters Family Super Fund - C	8.3%	-1.5%	5.6%
Platinum International Fund	8.3%	-1.5%	7.6%
MSCI ⁴ All Country World Net Index in A\$	11.2%	10.8%	6.1%
Jadewatian Pty Ltd ATF Walters Family Super Fund - C	4.0%	-6.4%	6.9%
Platinum European Fund	4.0%	-6.5%	7.1%
MSCI ⁴ All Country Europe Net Index in A\$	9.7%	3.8%	4.4%

¹ Performance is calculated using the Fund's unit price for the last day of the period, after fees and costs and before tax. Any difference in performance between a Fund and an investment is due to cash flow effects of any transactions (eg. applications) during the period. Fund performance assumes reinvestment of distributions. Investor performance reflects distribution preference.

² An investment not held for the full period displays the actual return over the shortened interval. The Fund and Benchmark comparatives are for the full period.


³ An investment must be open for at least 1 year to have both yearly and since inception returns displayed, otherwise 'n/a' is displayed. Fund and Benchmark yearly comparatives are for the full year. Since inception comparatives match the term of the investment.

⁴ MSCI means Morgan Stanley Capital International. Various MSCI indices are recognised international equity benchmarks. Net MSCI indices have been used where available. Where unavailable, gross MSCI indices have been used.

The Platinum Trust Product Disclosure Statement No. 11 and Second Supplementary PDS and Supplementary PDS (together "PDS") is the current offer document for your investment. Platinum Investment Management Limited ABN 25 063 365 006 AFSL 221935 trading as Platinum Asset Management ("Platinum") is the issuer of units in the Platinum Trust Funds ("Funds"). You should consider the PDS in deciding whether to acquire, or continue to hold, units in the Funds. You can obtain a copy from Platinum's website, www.platinum.com.au, or by contacting Investor Services on 1300 726 700 (within Australia), 0800 700 726 (within New Zealand) or 02 9255 7300, or via invest@platinum.com.au.

DISCLAIMER: This summary report has been prepared by Platinum for investor reporting purposes. To the extent permitted by law, no liability is accepted for any loss or damage as a result of reliance on this information. Platinum does not guarantee the repayment of capital, payment of income or the Fund's performance.

Platinum is a member of the Platinum Group of companies.



013633

Jadewatian Pty Ltd ATF Walters Family Super Fund
22 Pearl Av
KALLANGUR QLD 4503

Account Number 37885



Biller Code: 252643
Ref: 378851

Holdings Summary

As at 31 December 2018

This report is not a Periodic Statement for the purposes of the Corporations Act 2001.

Fund Name	Class	Units Held	Withdrawal Price (\$/unit) ¹	Investment Value (\$)
Platinum International Fund	C	12,664.64	1.8884	23,915.91
Platinum European Fund	C	9,694.12	3.3402	32,380.30
Total Value of Investment				56,296.21

¹ Close of business New York price.

Transaction Summary

From 1 October 2018 to 31 December 2018

	Effective Date	Amount (\$)	Price (\$/unit)	Units
Platinum International Fund - C Class Units				
No transactions				
Platinum European Fund - C Class Units				
No transactions				

**Investor, Fund and Benchmark Performance ¹****Period to 31 December 2018**

	Quarter ²	Year ³	Since Inception ³ per annum
Jadewatian Pty Ltd ATF Walters Family Super Fund - C	-8.0%	-8.4%	5.1%
Platinum International Fund	-8.0%	-8.5%	7.1%
MSCI ⁴ All Country World Net Index in A\$	-10.3%	0.6%	5.3%
Jadewatian Pty Ltd ATF Walters Family Super Fund - C	-11.4%	-5.2%	6.1%
Platinum European Fund	-11.4%	-5.2%	6.4%
MSCI ⁴ All Country Europe Net Index in A\$	-10.1%	-5.3%	1.8%

¹ Performance is calculated using the Fund's unit price for the last day of the period, after fees and costs and before tax. Any difference in performance between a Fund and an investment is due to cash flow effects of any transactions (eg. applications) during the period. Fund performance assumes reinvestment of distributions. Investor performance reflects distribution preference.

² An investment not held for the full period displays the actual return over the shortened interval. The Fund and Benchmark comparatives are for the full period.

³ An investment must be open for at least 1 year to have both yearly and since inception returns displayed, otherwise 'n/a' is displayed. Fund and Benchmark yearly comparatives are for the full year. Since inception comparatives match the term of the investment.

⁴ MSCI means Morgan Stanley Capital International. Various MSCI indices are recognised international equity benchmarks. Net MSCI indices have been used where available. Where unavailable, gross MSCI indices have been used.

The Platinum Trust Product Disclosure Statement No. 11 and Second Supplementary PDS and Supplementary PDS (together "PDS") is the current offer document for your investment. Platinum Investment Management Limited ABN 25 063 565 006 AFSL 221935 trading as Platinum Asset Management ("Platinum") is the issuer of units in the Platinum Trust Funds ("Funds"). You should consider the PDS in deciding whether to acquire, or continue to hold, units in the Funds. You can obtain a copy from Platinum's website, www.platinum.com.au, or by contacting Investor Services on 1300 726 700 (within Australia), 0800 700 726 (within New Zealand) or 02 9255 7500, or via invest@platinum.com.au.

DISCLAIMER: This summary report has been prepared by Platinum for investor reporting purposes. To the extent permitted by law, no liability is accepted for any loss or damage as a result of reliance on this information. Platinum does not guarantee the repayment of capital, payment of income or the Fund's performance.

Platinum is a member of the Platinum Group of companies.



11 December 2018



013815

Jadewatian Pty Ltd ATF Walters Family Super Fund
22 Pearl Av
KALLANGUR QLD 4503

Dear Sir and/or Madam

Thank you for investing with Platinum.

Please find enclosed a copy of your Annual Fee Statement for the period ending 30 June 2018.

The Corporations Act 2001 (Cth) requires Platinum to provide unit holders with an Annual Fee Statement detailing transactions, fees, costs and performance for the reporting period.

If you have any queries regarding the statement, please contact Investor Services on 1300 726 700 (Australia only), 612 9255 7500, or 0800 700 726 (NZ only).

Yours faithfully

Liz Norman
Investor Services Director

enc

Jadewatian Pty Ltd ATF Walters Family Super Fund
 22 Pearl Av
 KALLANGUR QLD 4503

Account Number 37885



Biller Code: 252643
Ref: 378851

Annual Fee Statement **From 1 July 2017 to 30 June 2018**

Fund	Effective Date	Units	Price	Amount (\$)
Platinum International Fund - C Class Units				
Opening Balance		12,664.64	2.0181	25,558.51
Cash Distribution	30 Jun 18	0.00	0.0000	3,089.87
Closing Balance and End of Period Market Value		12,664.64	2.0620	26,114.49
Platinum European Fund - C Class Units				
Opening Balance		9,694.12	3.3738	32,706.02
Cash Distribution	30 Jun 18	0.00	0.0000	2,665.34
Closing Balance and End of Period Market Value		9,694.12	3.6463	35,347.67

DISCLAIMER: This statement has been prepared by Platinum for investor reporting purposes in accordance with the prescribed requirements of the Corporations Act 2001 and the Corporations Regulations 2001 (as amended). Please do not use this statement to complete your tax return. The annual distribution and tax statement (and accompanying guide for Australian resident individuals), sent to you in July, should be referred to when completing your tax return. To the maximum extent permitted by law, no liability is accepted by Platinum or any of its directors, officers or employees, for any loss or damage arising as a result or in connection with any reliance on this information. Past performance is not a reliable indicator of future results. Platinum does not guarantee the repayment of capital, the payment of income or any Fund's performance.

Indirect costs of your investment

Fund	Amount(\$)
Platinum International Fund - C Class Units	388.27
Platinum European Fund - C Class Units	494.08

This approximate amount has been deducted from your investment and covers amounts that have reduced the return on your investment but are not charged to you directly as a fee.

Total fees you paid

Fund	Amount(\$)
Platinum International Fund - C Class Units	388.27
Platinum European Fund - C Class Units	494.08

This approximate amount includes all the fees and costs which affected your investment during the period.

Additional explanation of fees and costs

1. If you held C Class or E Class units during the period, 'Indirect costs of your investment' consist of the investment management fee (inclusive of Australian GST less any expected reduced input tax credits) only.

If you held P Class units during the period, 'Indirect costs of your investment' consist of the investment management fee (inclusive of Australian GST less any expected reduced input tax credits) and the estimated investment performance fee (inclusive of Australian GST less any expected reduced input tax credits).

2. 'Total fees you paid' include the 'Indirect costs of your investment' and the buy/sell spread applicable to your transactions (excluding any distributions reinvested) during the period.
3. The exit unit price (which includes the sell spread) was applied for all withdrawals and the entry unit price (which includes the buy spread) was applied for all applications.

Dispute resolution

Platinum has in place a dispute resolution mechanism for complaints by Investors of the Fund. If you have a complaint about your investment in a Fund, please contact Investor Services on 1300 726 700 (Australia only), 612 9255 7000 or 0800 700 726 (NZ only) or via invest@platinum.com.au.

If an issue has not been resolved to your satisfaction, you can lodge a complaint with the Australian Financial Complaints Authority, or AFCA. AFCA provides fair and independent financial services complaint resolution that is free to consumers.

Website: www.afca.org.au

Email: info@afca.org.au

Telephone: 1800 931 678 (free call)

In writing to: Australian Financial Complaints Authority, GPO Box 3, Melbourne VIC 3001

Further information

If you have any questions or require further information in relation to your investment, please contact Investor Services on 1300 726 700 (Australia only), 612 9255 7000 or 0800 700 726 (NZ only) or via invest@platinum.com.au.

Investor, Fund and Benchmark Performance ¹
From 1 July 2017 to 30 June 2018


	Annual ²
Jadewatian Pty Ltd ATF Walters Family Super Fund - C	14.3%
Platinum International Fund	14.2%
MSCI ³ All Country World Net Index in A\$	15.0%
Jadewatian Pty Ltd ATF Walters Family Super Fund - C	16.2%
Platinum European Fund	16.2%
MSCI ³ All Country Europe Net Index in A\$	9.3%

¹ Performance is calculated using the Fund's unit price for the last day of the period, after fees and costs and before tax. Any difference in performance between a Fund and an investment is due to cash flow effects of any transactions (eg. applications) during the period. Fund performance assumes reinvestment of distributions. Investor performance reflects distribution preference.

² An investment must be open for at least 1 year to have an annual return displayed, otherwise 'n/a' is displayed. Fund and benchmark annual comparatives are for the full year.

³ MSCI means Morgan Stanley Capital International. Various MSCI indices are recognised international equity benchmarks.

The Platinum Trust Product Disclosure Statement No. 11 and Second Supplementary PDS and Supplementary PDS (together "PDS") is the current offer document for your investment. Platinum Investment Management Limited ABN 25 063 565 006 AFSL 221935 trading as Platinum Asset Management ("Platinum") is the issuer of units in the Platinum Trust Funds ("Funds"). You should consider the PDS in deciding whether to acquire, or continue to hold, units in the Funds. You can obtain a copy from Platinum's website, www.platinum.com.au, or by contacting Investor Services on 1300 726 700 (within Australia), 0800 700 726 (within New Zealand) or 02 9255 7500, or via invest@platinum.com.au.



013765
 Jadewatian Pty Ltd ATF Walters Family Super Fund
 22 Pearl Av
 KALLANGUR QLD 4503

Account Number 37885



Bill Code: 252643
Ref: 378851

Holdings Summary

As at 30 September 2018

This report is not a Periodic Statement for the purposes of the Corporations Act 2001.

Fund Name	Class	Units Held	Withdrawal Price (\$/unit) ¹	Investment Value (\$)
Platinum International Fund	C	12,664.64	2.0519	25,986.57
Platinum European Fund	C	9,694.12	3.7715	36,561.37
Total Value of Investment				62,547.95

¹ Close of business New York price.

Transaction Summary

From 1 July 2018 to 30 September 2018

	Effective Date	Amount (\$)	Price (\$/unit)	Units
Platinum International Fund - C Class Units				
No transactions				
Platinum European Fund - C Class Units				
No transactions				

**Investor, Fund and Benchmark Performance ¹****Period to 30 September 2018**

	Quarter ²	Year ³	Since Inception ³ per annum
Jadewatian Pty Ltd ATF Walters Family Super Fund - C	-0.5%	6.4%	5.9%
Platinum International Fund	-0.5%	6.4%	8.0%
MSCI ⁴ All Country World Net Index in A\$	6.5%	19.0%	6.3%
Jadewatian Pty Ltd ATF Walters Family Super Fund - C	3.4%	13.2%	11.2%
Platinum European Fund	3.4%	13.2%	11.5%
MSCI ⁴ All Country Europe Net Index in A\$	3.0%	8.1%	5.7%

¹ Performance is calculated using the Fund's unit price for the last day of the period, after fees and costs and before tax. Any difference in performance between a Fund and an investment is due to cash flow effects of any transactions (eg. applications) during the period. Fund performance assumes reinvestment of distributions. Investor performance reflects distribution preference.

² An investment not held for the full period displays the actual return over the shortened interval. The Fund and Benchmark comparatives are for the full period.

³ An investment must be open for at least 1 year to have both yearly and since inception returns displayed, otherwise 'n/a' is displayed. Fund and Benchmark yearly comparatives are for the full year. Since inception comparatives match the term of the investment.

⁴ MSCI means Morgan Stanley Capital International. Various MSCI indices are recognised international equity benchmarks. Net MSCI indices have been used where available. Where unavailable, gross MSCI indices have been used.

The Platinum Trust Product Disclosure Statement No. 11 and Supplementary PDS (together 'PDS') is the current offer document for your investment. Platinum Investment Management Limited ABN 25 063 565 006 AFSL 221935 trading as Platinum Asset Management ('Platinum') is the issuer of units in the Platinum Trust Funds ('Funds'). You should consider the PDS in deciding whether to acquire, or continue to hold, units in the Funds. You can obtain a copy from Platinum's website, www.platinum.com.au, or by contacting Investor Services on 1300 726 700 (within Australia), 0800 700 726 (within New Zealand) or 02 9255 7500, or via invest@platinum.com.au.

DISCLAIMER: This summary report has been prepared by Platinum for investor reporting purposes. To the extent permitted by law, no liability is accepted for any loss or damage as a result of reliance on this information. Platinum does not guarantee the repayment of capital, payment of income or the Fund's performance.

Platinum is a member of the Platinum Group of companies.