

---

# **Workpapers - 2022 Financial Year**

## **AB and YA Buttenshaw Super Fund**

Preparer: Desiree Yutuc

Reviewer: Steven Lee

Printed: 12 January 2023

---

## Lead Schedule

2022 Financial Year

Code	Workpaper	CY Balance	LY Balance	Change	Status
23900	Dividends Received	(\$9,688.63)	(\$6,009.26)	61.23%	Completed
24700	Changes in Market Values of Investments	\$23,274.94	(\$34,580.09)	(167.31)%	Completed
25000	Interest Received	(\$3.17)	(\$12.84)	(75.31)%	Completed
30100	Accountancy Fees	\$1,000.00	\$1,020.00	(1.96)%	Completed
30400	ATO Supervisory Levy	\$259.00	\$259.00	0%	Completed
30700	Auditor's Remuneration	\$550.00	\$450.00	22.22%	Completed
31500	Bank Charges	\$50.00		100%	Completed
41600	Pensions Paid	\$15,429.00	\$15,429.00	0%	Completed
48500	Income Tax Expense	(\$4,171.30)	(\$2,561.71)	62.83%	Completed
49000	Profit/Loss Allocation Account	(\$26,699.84)	\$26,005.90	(202.67)%	Completed
50000	Members	(\$205,379.55)	(\$232,079.39)	(11.5)%	Completed
60400	Bank Accounts	\$38,705.83	\$23,843.26	62.33%	Completed
62000	Dividends Receivable		\$2,807.41	100%	Completed
72300	Derivatives (Options, Hybrids, Future Contracts)	\$24.17		100%	Completed
77600	Shares in Listed Companies (Australian)	\$161,953.78	\$190,126.01	(14.82)%	Completed
78200	Units in Listed Unit Trusts (Australian)		\$12,159.00	100%	Completed

Code	Workpaper	CY Balance	LY Balance	Change	Status
85000	Income Tax Payable /Refundable	\$4,173.72	\$2,619.24	59.35%	Completed
89000	Deferred Tax Liability/Asset	\$522.05	\$524.47	(0.46)%	Completed
A	Financial Statements				Completed
B	Permanent Documents				Completed
C	Other Documents				Completed
D	Pension Documentation				Completed
E	Estate Planning				Completed

# 23900 - Dividends Received

2022 Financial Year

Preparer Desiree Yutuc

Reviewer Steven Lee

Status Completed

Account Code	Description	CY Balance	LY Balance	Change
ANZ.AX	Australia And New Zealand Banking Group Limited	(\$2,023.50)	(\$855.00)	136.67%
BHP.AX	BHP Group Limited	(\$3,563.02)	(\$727.20)	389.96%
COL.AX	Coles Group Limited.	(\$162.26)	(\$160.93)	0.83%
CSR.AX	CSR Limited	(\$598.05)	(\$1,616.95)	(63.01)%
NAB.AX	National Australia Bank Limited	(\$1,270.00)	(\$600.00)	111.67%
QBE.AXW	QBE Insurance Group Limited	(\$66.00)	(\$8.80)	650%
TLS.AX	Telstra Corporation Limited.	(\$1,553.60)	(\$1,553.60)	0%
WES.AX	Wesfarmers Limited	(\$452.20)	(\$486.78)	(7.1)%
<b>TOTAL</b>		<b>CY Balance</b>	<b>LY Balance</b>	
		(\$9,688.63)	(\$6,009.26)	

## Supporting Documents

- Dividend Reconciliation Report [Report](#)
- Investment Income Comparison Report [Report](#)
- ANZ Praemium Tax Summary.pdf
- QBE\_Payment\_Advice\_2022\_04\_12.pdf [QBE . AXW](#)
- QBE\_Payment\_Advice\_2021\_09\_24.pdf [QBE . AXW](#)

## Standard Checklist

- Attach copies of all dividend statements
- Attach copy of Dividend Reconciliation Report
- Attach copy of Investment Income Comparison Report



# AB and YA Buttenshaw Super Fund Dividend Reconciliation Report

For The Period 01 July 2021 - 30 June 2022

Date	Net Payment Received	Australian Income			Foreign Income			Withheld		
		Unfranked	Franked	Franking Credits	Foreign Income	Foreign Credits	NZ Credits	TFN Withheld	Non-Resident	LIC Deduction
<b>Shares in Listed Companies (Australian)</b>										
ANZ.AX Australia And New Zealand Banking Group Limited										
01/07/2021	997.50	0.00	997.50	427.50						
16/12/2021	1,026.00	0.00	1,026.00	439.71						
	2,023.50	0.00	2,023.50	867.21						
BHP.AX BHP Group Limited										
21/09/2021	955.78	0.00	955.78	409.62						
28/03/2022	732.36	0.00	732.36	313.87						
25/05/2022	1,874.88	0.00	1,874.88	803.52						
	3,563.02	0.00	3,563.02	1,527.01						
COL.AX Coles Group Limited.										
28/09/2021	74.48	0.00	74.48	31.92						
31/03/2022	87.78	0.00	87.78	37.62						
	162.26	0.00	162.26	69.54						
CSR.AX CSR Limited										
10/12/2021	598.05	0.00	598.05	256.31						
	598.05	0.00	598.05	256.31						

# AB and YA Buttenshaw Super Fund Dividend Reconciliation Report

For The Period 01 July 2021 - 30 June 2022

Date	Net Payment Received	Australian Income			Foreign Income			Withheld		
		Unfranked	Franked	Franking Credits	Foreign Income	Foreign Credits	NZ Credits	TFN Withheld	Non-Resident	LIC Deduction
NAB.AX National Australia Bank Limited										
02/07/2021	600.00	0.00	600.00	257.14						
15/12/2021	670.00	0.00	670.00	287.14						
	1,270.00	0.00	1,270.00	544.28						
QBE.AX QBE Insurance Group Limited										
24/09/2021	24.70	36.63	4.07	1.74				16.00		
12/04/2022	41.30	63.27	7.03	3.01				29.00		
	66.00	99.90	11.10	4.75				45.00		
TLS.AX Telstra Corporation Limited.										
23/09/2021	776.80	0.00	776.80	332.91						
01/04/2022	776.80	0.00	776.80	332.91						
	1,553.60	0.00	1,553.60	665.82						
WES.AX Wesfarmers Limited										
07/10/2021	239.40	0.00	239.40	102.60						
30/03/2022	212.80	0.00	212.80	91.20						
	452.20	0.00	452.20	193.80						
	<b>9,688.63</b>	<b>99.90</b>	<b>9,633.73</b>	<b>4,128.72</b>				<b>45.00</b>		

# AB and YA Buttenshaw Super Fund

## Dividend Reconciliation Report

For The Period 01 July 2021 - 30 June 2022

Date	Net Payment Received	Australian Income			Foreign Income			Withheld		
		Unfranked	Franked	Franking Credits	Foreign Income	Foreign Credits	NZ Credits	TFN Withheld	Non-Resident	LIC Deduction
TOTAL	9,688.63	99.90	9,633.73	4,128.72				45.00		

### Tax Return Reconciliation

	Totals	Tax Return Label
Unfranked	99.90	J
Franked Dividends	9,633.73	K
Franking Credits	4,128.72	L

# AB and YA Buttenshaw Super Fund

## Investment Income Comparison Report

As at 30 June 2022

Investment	Ledger Data				ASX & UUT Data						
	Transaction Date	Income Amount	Franking Credit	Date Payable	Ex Div/Dist Date	Units On Hand	45 Day Qualified	Amount per share/unit	Estimated Income	Estimated Franking*	
<b>Reconciled</b>											
<b>Shares in Listed Companies (Australian)</b>											
ANZ.AX	Australia And New Zealand Banking Group Limited	01/07/2021	997.50	427.50	01/07/2021	10/05/2021	1,425.00	1,425.00	0.7000	997.50	427.50
ANZ.AX	Australia And New Zealand Banking Group Limited	16/12/2021	1,026.00	439.71	16/12/2021	08/11/2021	1,425.00	1,425.00	0.7200	1,026.00	439.71
COL.AX	Coles Group Limited.	28/09/2021	74.48	31.92	28/09/2021	26/08/2021	266.00	266.00	0.2800	74.48	31.92
COL.AX	Coles Group Limited.	31/03/2022	87.78	37.62	31/03/2022	03/03/2022	266.00	266.00	0.3300	87.78	37.62
NAB.AX	National Australia Bank Limited	02/07/2021	600.00	257.14	02/07/2021	13/05/2021	1,000.00	1,000.00	0.6000	600.00	257.14
NAB.AX	National Australia Bank Limited	15/12/2021	670.00	287.14	15/12/2021	15/11/2021	1,000.00	1,000.00	0.6700	670.00	287.14
QBE.AX	QBE Insurance Group Limited	24/09/2021	40.70	1.74	24/09/2021	19/08/2021	370.00	370.00	0.1100	40.70	1.74
QBE.AX	QBE Insurance Group Limited	12/04/2022	70.30	3.01	12/04/2022	07/03/2022	370.00	370.00	0.1900	70.30	3.01
TLS.AX	Telstra Corporation Limited.	23/09/2021	776.80	332.91	23/09/2021	25/08/2021	9,710.00	9,710.00	0.0800	776.80	332.91
TLS.AX	Telstra Corporation Limited.	01/04/2022	776.80	332.91	01/04/2022	02/03/2022	9,710.00	9,710.00	0.0800	776.80	332.91
WES.AX	Wesfarmers Limited	07/10/2021	239.40	102.60	07/10/2021	01/09/2021	266.00	266.00	0.9000	239.40	102.60
WES.AX	Wesfarmers Limited	30/03/2022	212.80	91.20	30/03/2022	22/02/2022	266.00	266.00	0.8000	212.80	91.20
			<b>5,572.56</b>	<b>2,345.40</b>					<b>5.4600</b>	<b>5,572.56</b>	<b>2,345.40</b>
<b>Unreconciled</b>											
<b>Shares in Listed Companies (Australian)</b>											
BHP.AX	BHP Group Limited	21/09/2021	955.78	409.62	21/09/2021	02/09/2021	352.00	352.00	2.7153	955.78	409.62
BHP.AX	BHP Group Limited	28/03/2022	732.36	313.87	28/03/2022	24/02/2022	352.00	352.00	2.0806	732.36	313.87
BHP.AX	BHP Group Limited	25/05/2022	1,874.88	803.52							
CSR.AX	CSR Limited				02/07/2021	28/05/2021	4,430.00	4,430.00	0.2400	1,063.20	455.66
CSR.AX	CSR Limited	10/12/2021	598.05	256.31	10/12/2021	09/11/2021	4,430.00	4,430.00	0.1350	598.05	256.31

**AB and YA Buttenshaw Super Fund**

**Investment Income Comparison Report**

As at 30 June 2022

Investment	Ledger Data			ASX & UUT Data						
	Transaction Date	Income Amount	Franking Credit	Date Payable	Ex Div/Dist Date	Units On Hand	45 Day Qualified	Amount per share/unit	Estimated Income	Estimated Franking*
		4,161.07	1,783.32					5.1708	3,349.38	1,435.46
		9,733.63	4,128.72					10.6308	8,921.94	3,780.86

\*Franking credit is estimated using 45 day qualified units. The estimation might not be accurate for preference shares and hedging arrangements.



Portfolio ID: 3233368

## Tax summary

01 Jul 2021 to 30 Jun 2022



## Assessable income

<b>Australian income</b>		
Interest	Interest	0.17
	Interest exempt from NRWT	-
	<b>Total interest</b>	<b>0.17</b>
<b>Dividends</b>		
	Unfranked	-
	Unfranked CFI	99.90
	<b>Total unfranked</b>	<b>99.90</b>
	Franked	10,696.93
	Franking credits	4,584.38
	<b>Total dividends</b>	<b>15,381.21</b>
<b>Trust income</b>		
	Franked distributions	-
	Franking credits	-
	<b>Gross franked distributions</b>	<b>-</b>
	Other trust income <sup>(a)</sup>	227.79
	<b>Total trust income</b>	<b>227.79</b>
<b>Total Australian income</b>		<b>15,609.17</b>
<b>Foreign income</b>		
Other	Other foreign source income	5.75
	<b>Total other</b>	<b>5.75</b>
<b>Total foreign income</b>		<b>5.75</b>
<b>Net capital gain <sup>(b)</sup></b>		<b>3,165.50</b>
<b>Total assessable income</b>		<b>18,780.42</b>

(a) Share of net income from trusts (excluding gross franked distributions, foreign income, capital gains, and non-assessable amounts). For more details, refer to the 'Trust income' section of the **Income transactions** report.

(b) For more details, refer to the 'Summary of CGT gains/losses' section of the **Realised CGT** report.

## Deductions

There were no deductions recorded in this period.

## Tax offsets, credits and NCMi

<b>Franking credits</b>		
Dividends	Franking credits	4,584.38
	Less franking credits denied	-
<b>Total franking credits</b>		<b>4,584.38</b>
<b>Foreign tax <sup>(a)</sup></b>		
<b>Total foreign tax</b>		<b>-</b>

(a) Foreign tax withheld from or paid in respect of foreign-source income that was derived during the income year. While foreign tax withheld or paid may be taken into account when calculating any entitlement to a foreign income tax offset (FITO), it does not necessarily equate to the FITO entitlement.

## Disposals of CGT assets

Asset	Tax date	Purchase date	Sale date	Sale quantity	Actual cost \$	Adjusted cost <sup>(a)</sup> \$	Indexed cost \$	Sale proceeds \$	Gross gain \$	Capital gain using the different calculation methods		CGT gain <sup>(c)</sup> \$	CGT loss \$	CGT exempt gain/loss \$	
										Discounted gain <sup>(b)</sup> \$	Indexed gain \$				Other gain \$
SYDNEY AIRPORT FULLY PAID STAPLED SECURITIES - SAL															
<b>SYD_SAL</b>	25/02/2019	25/02/2019	09/03/2022	2,100	13,186.26	13,186.26	NA	16,006.46	2,820.20	2,820.20	NA	NA	2,820.20	NA	NA
SYD_SAL totals				2,100	13,186.26	13,186.26	NA	16,006.46	2,820.20	2,820.20	NA	NA	2,820.20	NA	NA
SYDNEY AIRPORT FULLY PAID STAPLED SECURITIES - SAT 1															
<b>SYD_SAT1</b>	25/02/2019	25/02/2019	09/03/2022	2,100	1,701.69	2,023.24	NA	2,368.54	345.30	345.30	NA	NA	345.30	NA	NA
SYD_SAT1 totals				2,100	1,701.69	2,023.24	NA	2,368.54	345.30	345.30	NA	NA	345.30	NA	NA
<b>Disposals of CGT asset totals</b>					<b>14,887.95</b>	<b>15,209.50</b>	NA	<b>18,375.00</b>	<b>3,165.50</b>	<b>3,165.50</b>	NA	NA	<b>3,165.50</b>	NA	NA

### (a) Variances between Adjusted cost and Actual cost

Where the 'Sale proceeds' in respect of the CGT parcel are equal to or less than its reduced cost base, its reduced cost base is disclosed as the adjusted cost; otherwise, its cost base is disclosed as the adjusted cost. For more details, refer to the 'Adjusted cost' subsection in this report.

### (b) Gains calculated using discounted method

The capital gain calculated using the discount method, after having applied the 0% CGT discount rate appropriate to the tax entity type of this portfolio.

### (c) CGT gain calculation method

The CGT gain is calculated based on what is optimal for the disposal method selected. In some cases the indexed gain is used to optimise the use of losses.

The CGT gain calculated from a less than optimal method is shown in italics for information purposes only and is excluded from the totals for the portfolio.

NA is shown if a calculation method is not applicable.

## Adjusted cost

Asset	Sale date	Sale quantity	Sale proceeds \$	Purchase date	Tax date	Actual cost <sup>(b)</sup> \$	Adjustments			Adjusted cost <sup>(a)</sup>		
							Tax deferred <sup>(c)</sup> \$	Tax free <sup>(d)</sup> \$	AMIT cost base net amount - excess <sup>(e)</sup> \$	AMIT cost base net amount - shortfall <sup>(f)</sup> \$	Cost base <sup>(g)</sup> \$	Reduced cost base <sup>(h)</sup> \$
SYDNEY AIRPORT FULLY PAID STAPLED SECURITIES - SAT 1												
SYD_SAT1	15/02/2022	2,100	2,368.54	25/02/2019	25/02/2019	1,701.69	0.64	-	-	322.19	2,023.24	2,023.24
SYD_SAT1 totals		2,100	2,368.54			1,701.69	0.64	-	-	322.19	2,023.24	2,023.24
<b>Totals</b>			<b>2,368.54</b>			<b>1,701.69</b>	<b>0.64</b>	-	-	<b>322.19</b>	<b>2,023.24</b>	<b>2,023.24</b>

(a) Where the sale proceeds in respect of the CGT parcel are equal to or less than its reduced cost base, its reduced cost base is disclosed as the adjusted cost in the 'Disposal of CGT assets' section of the **Realised CGT** report; otherwise, its cost base is disclosed as the adjusted cost in the 'Disposal of CGT assets' section of the **Realised CGT** report.

(b) The actual cost of the CGT parcel is its purchase cost, adjusted for all CGT events (other than CGT events E4 and E10) that have happened to it. For more details, refer to the **Transaction history** report. For details specific to CGT event E4, refer to footnotes (c) and (d). For details specific to CGT event E10, refer to footnotes (e) and (f).



Portfolio ID: 3233368

## Realised CGT

01 Jul 2021 to 30 Jun 2022



(c) In respect of the income entitlements of a fixed trust that was not an attribution managed investment trust (a non-AMIT) at the time of the entitlement, the tax-deferred amount is the cumulative value of tax-deferred amounts (being the non-assessable part of the income entitlements, excluding all amounts calculated under section 104-71 ITAA 1997) in respect of the CGT parcel that, at the time of the income entitlement, did not exceed the CGT parcel's cost base. CGT event E4 requires that both the cost base and reduced cost base of the CGT parcel be reduced by this amount.

(d) In respect of the income entitlements of a fixed trust that was not an attribution managed investment trust (a non-AMIT) at the time of the entitlement, the tax-free amount is the cumulative value of tax-free amounts (being the non-assessable part of the income entitlements as calculated under subsection 104-71(3) ITAA 1997) in respect of the CGT parcel that, at the time of the income entitlement, did not exceed the CGT parcel's reduced cost base. CGT event E4 requires that the reduced cost base of the CGT parcel be reduced by this amount.

(e) In respect of the income entitlements of an attribution managed investment trust (AMIT), the AMIT cost base net amount - excess amount is the cumulative value of excess amounts (as calculated under paragraph 104-107C(a) ITAA 1997) in respect of the CGT parcel that, at the time of the income entitlement, did not exceed the CGT parcel's cost base. CGT event E10 requires that both the cost base and reduced cost base of the CGT parcel be reduced by this amount.

(f) In respect of the income entitlements of an attribution managed investment trust (AMIT), the AMIT cost base net amount - shortfall amount is the cumulative value of shortfall amounts (as calculated under paragraph 104-107C(b) ITAA 1997) in respect of the CGT parcel. CGT event E10 requires that both the cost base and reduced cost base of the CGT parcel be increased by this amount.

(g) The cost base equals the actual cost, adjusted for amounts relating to: tax deferred; AMIT cost base net amount - excess; and AMIT cost base net amount - shortfall.

(h) The reduced cost base equals the actual cost, adjusted for amounts relating to: tax deferred; tax free; AMIT cost base net amount - excess; and AMIT cost base net amount - shortfall.

## Trust CGT distributions

There were no trust CGT distributions within the period.

## Summary of CGT gains/losses

		Total \$	Discounted \$	Indexed \$	Other \$
<b>Losses available to offset</b>	Carried forward from prior years	-			
	Current year losses	-			
	<b>Total</b>	-			
<b>CGT gains</b>	Disposals of CGT assets	3,165.50	3,165.50	-	-
	Trust CGT distributions	-	-	-	-
	<b>CGT gain before losses applied</b>	<b>3,165.50</b>	<b>3,165.50</b>	-	-
	Losses applied	-	-	-	-
	<b>CGT gain after losses applied</b>	<b>3,165.50</b>	<b>3,165.50</b>	-	-
	Discount applied <sup>(a)</sup>	-	-	NA	NA
<b>Net capital gain</b>		<b>3,165.50</b>	<b>3,165.50</b>	-	-

(a) The 'CGT gain after losses applied' amount multiplied by a 0% CGT discount rate appropriate to the tax entity type of the portfolio.





Portfolio ID: 3233368

Taxation income

01 Jul 2021 to 30 Jun 2022



Income transactions <sup>(a)</sup>

Asset	Tax date	Interest \$	Unfranked \$	Franked \$	Franking credits entitlement \$	Other Aust \$	Gross foreign \$	Trust cap gains \$	Non-assess \$	Gross excl franking credits \$	Aust taxes \$	Foreign taxes \$	Expenses withheld \$	Assess non- receiv \$	Cash \$	DRP \$	To be received \$
<b>Dividends</b>																	
AUSTRALIA AND NEW ZEALAND BANKING GROUP LIMITED FPO																	
ANZ	01/07/2021	-	-	997.50	427.50	-	-	-	-	997.50 <sup>(b)</sup>	-	-	-	-	997.50	-	-
	16/12/2021	-	-	1,026.00	439.71	-	-	-	-	1,026.00 <sup>(b)</sup>	-	-	-	-	1,026.00	-	-
<b>ANZ totals</b>		-	-	2,023.50	867.21	-	-	-	-	2,023.50	-	-	-	-	2,023.50	-	-
BHP GROUP LIMITED FPO																	
BHP	21/09/2021	-	-	955.78	409.62	-	-	-	-	955.78 <sup>(b)</sup>	-	-	-	-	955.78	-	-
	28/03/2022	-	-	732.36	313.87	-	-	-	-	732.36 <sup>(b)</sup>	-	-	-	-	732.36	-	-
	01/06/2022	-	-	1,874.88	803.52	-	-	-	-	1,874.88	-	-	-	-	-	1,874.88	-
<b>BHP totals</b>		-	-	3,563.02	1,527.01	-	-	-	-	3,563.02	-	-	-	-	1,688.14	1,874.88	-
COLES GROUP LIMITED. FPO																	
COL	28/09/2021	-	-	74.48	31.92	-	-	-	-	74.48 <sup>(b)</sup>	-	-	-	-	74.48	-	-
	31/03/2022	-	-	87.78	37.62	-	-	-	-	87.78 <sup>(b)</sup>	-	-	-	-	87.78	-	-
<b>COL totals</b>		-	-	162.26	69.54	-	-	-	-	162.26	-	-	-	-	162.26	-	-
CSR LIMITED FPO																	
CSR	02/07/2021	-	-	1,063.20	455.66	-	-	-	-	1,063.20 <sup>(b)</sup>	-	-	-	-	1,063.20	-	-
	10/12/2021	-	-	598.05	256.31	-	-	-	-	598.05 <sup>(b)</sup>	-	-	-	-	598.05	-	-
<b>CSR totals</b>		-	-	1,661.25	711.97	-	-	-	-	1,661.25	-	-	-	-	1,661.25	-	-
NATIONAL AUSTRALIA BANK LIMITED FPO																	
NAB	02/07/2021	-	-	600.00	257.14	-	-	-	-	600.00 <sup>(b)</sup>	-	-	-	-	600.00	-	-
	15/12/2021	-	-	670.00	287.14	-	-	-	-	670.00 <sup>(b)</sup>	-	-	-	-	670.00	-	-
<b>NAB totals</b>		-	-	1,270.00	544.28	-	-	-	-	1,270.00	-	-	-	-	1,270.00	-	-
QBE INSURANCE GROUP LIMITED FPO																	
QBE	24/09/2021	-	36.63	4.07	1.74	-	-	-	-	40.70 <sup>(b)</sup>	-	-	-	-	40.70	-	-
	12/04/2022	-	63.27	7.03	3.01	-	-	-	-	70.30 <sup>(b)</sup>	-	-	-	-	70.30	-	-
<b>QBE totals</b>		-	99.90	11.10	4.75	-	-	-	-	111.00	-	-	-	-	111.00	-	-
TELSTRA CORPORATION LIMITED. FPO																	
TLS	23/09/2021	-	-	776.80	332.91	-	-	-	-	776.80 <sup>(b)</sup>	-	-	-	-	776.80	-	-
	01/04/2022	-	-	776.80	332.91	-	-	-	-	776.80 <sup>(b)</sup>	-	-	-	-	776.80	-	-
<b>TLS totals</b>		-	-	1,553.60	665.82	-	-	-	-	1,553.60	-	-	-	-	1,553.60	-	-
WESFARMERS LIMITED FPO																	
WES	07/10/2021	-	-	239.40	102.60	-	-	-	-	239.40 <sup>(b)</sup>	-	-	-	-	239.40	-	-



Portfolio ID: 3233368

Taxation income

01 Jul 2021 to 30 Jun 2022



Income transactions<sup>(a)</sup> continued

Asset	Tax date	Interest \$	Unfranked \$	Franked \$	Franking credits entitlement \$	Other Aust \$	Gross foreign \$	Trust cap gains \$	Non-assess \$	Gross excl franking credits \$	Aust taxes \$	Foreign taxes \$	Expenses withheld \$	Assess non- receiv \$	Cash \$	DRP \$	To be received \$
<b>Dividends</b>																	
	30/03/2022	-	-	212.80	91.20	-	-	-	-	212.80 <sup>(b)</sup>	-	-	-	-	212.80	-	-
<b>WES totals</b>		-	-	452.20	193.80	-	-	-	-	452.20	-	-	-	-	452.20	-	-
<b>Totals</b>		-	99.90	10,696.93	4,584.38	-	-	-	-	10,796.83	-	-	-	-	8,921.95	1,874.88	-
<b>Trust income</b>																	
SYDNEY AIRPORT FULLY PAID STAPLED SECURITIES - SAT 1																	
SYD_SAT1	31/12/2021	192.77	-	-	-	-	5.75	-	-	198.52 <sup>(b)</sup>	-	-	-	198.52	-	-	-
	14/02/2022	35.02	-	-	-	-	-	-	-	35.02 <sup>(b)</sup>	-	-	-	35.02	-	-	-
<b>SYD_SAT1 totals</b>		227.79	-	-	-	-	5.75	-	-	233.54	-	-	-	233.54	-	-	-
<b>Totals</b>		227.79	-	-	-	-	5.75	-	-	233.54	-	-	-	233.54	-	-	-
<b>Interest</b>																	
ANZ Cash Investment Account																	
+ANZCMT	30/07/2021	0.05	-	-	-	-	-	-	-	0.05	-	-	-	-	0.05	-	-
	31/08/2021	0.05	-	-	-	-	-	-	-	0.05	-	-	-	-	0.05	-	-
	30/09/2021	0.05	-	-	-	-	-	-	-	0.05	-	-	-	-	0.05	-	-
	29/10/2021	0.02	-	-	-	-	-	-	-	0.02	-	-	-	-	0.02	-	-
<b>+ANZCMT totals</b>		0.17	-	-	-	-	-	-	-	0.17	-	-	-	-	0.17	-	-
<b>Totals</b>		0.17	-	-	-	-	-	-	-	0.17	-	-	-	-	0.17	-	-
<b>Income transaction totals</b>		227.96	99.90	10,696.93	4,584.38	-	5.75	-	-	11,030.54	-	-	-	233.54	8,922.12	1,874.88	-

(a) The income transactions disclosed in this report are recognised on a tax-derivation basis. For more details about each column, refer to the corresponding sub-section under the Income - additional information section.

(b) These income amounts are yet to be confirmed.

## Non-CGT gains/losses

There were no non-CGT gains/losses within the period.

## Income transactions - additional information

### Interest

Asset	Tax date	Interest <sup>(a)</sup> \$	Interest exempt from NRWT <sup>(b)</sup> \$	Interest total \$
ANZ Cash Investment Account				
<b>+ANZCMT</b>	30/07/2021	0.05	-	0.05
	31/08/2021	0.05	-	0.05
	30/09/2021	0.05	-	0.05
	29/10/2021	0.02	-	0.02
<b>+ANZCMT totals</b>		<b>0.17</b>	-	<b>0.17</b>
SYDNEY AIRPORT FULLY PAID STAPLED SECURITIES - SAT 1				
<b>SYD_SAT1</b>	31/12/2021	192.77	-	192.77
	14/02/2022	35.02	-	35.02
<b>SYD_SAT1 totals</b>		<b>227.79</b>	-	<b>227.79</b>
<b>Totals</b>		<b>227.96</b>	-	<b>227.96</b>

(a) The amount of interest that is subject to non-resident withholding tax (NRWT).

(b) The amount of interest that is not subject to non-resident withholding tax (NRWT).

### Unfranked amounts - Unfranked CFI income component

	Tax date	Total Unfranked \$	Unfranked Non CFI \$	Unfranked CFI \$
<b>QBE</b>	24/09/2021	36.63	-	36.63
	12/04/2022	63.27	-	63.27
<b>QBE totals</b>		<b>99.90</b>	-	<b>99.90</b>
<b>Totals</b>		<b>99.90</b>	-	<b>99.90</b>

### Capital Withholding tax

Asset	Transaction Date	Capital withholding tax
<b>Totals</b>		-

## Income transactions - additional information continued

### Gross foreign income

	Tax date	Attributed CFC income <sup>(a)</sup>	Foreign income net of tax <sup>(b)</sup>	Foreign tax	Aust franking credits from NZ co	Gross foreign income total	Asset currency (if not AUD)	Asset currency amount	NZ franking credits from NZ co
		\$	\$	\$		\$			
<b>SYD_SAT1</b>	31/12/2021	-	5.75	-	-	5.75		-	-
<b>SYD_SAT1 totals</b>		-	5.75	-	-	5.75		-	-
<b>Totals</b>		-	5.75	-	-	5.75		-	-

(a) The attributable income of a controlled foreign company (CFC).

(b) Foreign-source assessable income (other than attributed CFC income and distributed capital gains in respect of foreign CGT assets), less foreign tax.

### NCMI

There were no amounts recorded in this period.

## Income summary <sup>(a)</sup>

	Interest	Unfranked	Franked	Franking credits	Other Aust	Gross foreign	Trust cap gains	Non-assess	Gross excl franking credits	Aust taxes	Foreign taxes	Expenses withheld	Assess non-receiv	Cash	DRP	To be received
	\$	\$	\$	\$	\$	\$	\$	\$	\$	\$	\$	\$	\$	\$	\$	\$
<b>Income transactions</b>																
Dividends	-	99.90	10,696.93	4,584.38	-	-	-	-	10,796.83	-	-	-	-	8,921.95	1,874.88	-
Trust income	227.79	-	-	-	-	5.75	-	-	233.54	-	-	-	233.54	-	-	-
Interest	0.17	-	-	-	-	-	-	-	0.17	-	-	-	-	0.17	-	-
<b>Totals</b>	<b>227.96</b>	<b>99.90</b>	<b>10,696.93</b>	<b>4,584.38</b>	<b>-</b>	<b>5.75</b>	<b>-</b>	<b>-</b>	<b>11,030.54</b>	<b>-</b>	<b>-</b>	<b>-</b>	<b>233.54</b>	<b>8,922.12</b>	<b>1,874.88</b>	<b>-</b>
<b>Totals for all income</b>	<b>227.96</b>	<b>99.90</b>	<b>10,696.93</b>	<b>4,584.38</b>	<b>-</b>	<b>5.75</b>	<b>-</b>	<b>-</b>	<b>11,030.54</b>	<b>-</b>	<b>-</b>	<b>-</b>	<b>233.54</b>	<b>8,922.12</b>	<b>1,874.88</b>	<b>-</b>

(a) The income disclosed in this report is recognised on a tax-derivation basis. For more details, refer to the corresponding section of the Income transactions report.

# Important notices

---

## General notices

### General Notice in regard to ANZ Share Investing Tax Tools (Standard)

ANZ Share Investing is a service provided by CMC Markets Stockbroking Limited ABN 69 081 002 851 AFSL 246381 ("CMC Markets"), a Participant of the Australian Securities Exchange, Sydney Stock Exchange and Chi-X Australia, at the request of Australia and New Zealand Banking Group Limited ABN 11 005 357 222 (ANZ). CMC Markets uses a third party service provider, Praemium ("Service Provider") in providing Tax Tools to you. In order to obtain Tax Tools (Standard) Reports, you have agreed to be bound by the Tax Tools Terms and Conditions. These General Notices and Taxation Notices should be read in conjunction with the ANZ Share Investing Trading Terms and Conditions. If your account settles through an ANZ Share Investment Loan you should read the applicable Terms and Conditions.

The reports generated by Tax Tools (Standard) contain the results of specific financial calculations relating to your portfolio of shares held by either CMC Markets as the sponsoring broker, or ANZ Margin Services as the sponsoring broker if you are using an ANZ Share Investment Loan ("ASIL"), as the case may be ("Portfolio"). They may be used by you and/or your professional tax adviser, together with your own training, expertise, experience and judgment (and that of your professional tax adviser), and other information you consider relevant in the course of you forming opinions or making decisions; and in the course of your professional tax adviser making recommendations in relation to taxation, Financial Products and/or related matters.

The reports generated by Tax Tools (Standard) and have been prepared by Praemium. The reports are not advice, professional or otherwise, in relation to taxation, Financial Products or any other matter. They do not take into account your particular objectives, financial situation or needs. It is up to you to determine whether or not Tax Tools (Standard) is appropriate for your use. It is not to be used as a substitution for obtaining professional tax advice - we recommend you obtain professional tax advice before you use Tax Tools (Standard) to complete your tax return.

Neither ANZ nor CMC Markets give any representation or warranty as to the accuracy, reliability or completeness of information contained in the reports. Except to the extent any liability cannot be excluded under law, none of ANZ, CMC Markets, nor any of their directors, employees, contractors or agents accept any liability for any error or omission in the reports or for any loss or damage suffered or incurred, directly or indirectly, by the user or any other person as a result of or in connection with the report.

"Financial Products" means those products as described in Chapter 7 of the Corporations Act 2001 which are traded on the Australian Stock Exchange and includes securities, options, warrants and exchange traded funds. It does not include contracts for difference or managed funds.

## Taxation

### Actual Cost Details Not Supplied

Please note that where the Actual Cost details for a capital gains tax asset have not been supplied, the report may not correctly reflect the portfolio's financial position. Reports such as the Realised Report, the Unrealised Report and the Portfolio Valuation will need to be reassessed taking into account the missing cost information.

### CGT for Exchange Traded Options (ETOs)

When the writer grants an option, the premium received represents a capital gain pursuant to CGT Event D2 (except if the writer is the company granting the options over its own shares or debentures or by the trustee of a unit trust over its own units or debentures). Also, there is no discount on capital gain pursuant to CGT Event D2 (applicable to any entity). Where there is a capital gain on the granting of an option pursuant to CGT Event D2, the premium received is displayed as a negative value under the actual cost and adjusted cost columns in the Realised Report. Should the option subsequently be exercised, the capital gain that the grantor would otherwise have made from writing the option under CGT Event D2 mentioned above is disregarded. The premium however, will be recognised when calculating the subsequent disposal of the underlying shares CGT Event A1 either as:

- a reduction in the cost base of the underlying asset in the case of a put option; or
- part of the capital proceeds in the case of a call option upon disposal of the shares by the grantor.

Accordingly, an amended assessment from the Australian Taxation Office may need to be requested for the prior year to reduce the CGT event D2 capital gain that arose in the prior year.

In relation to the options, the unrealised CGT report covers possible CGT consequences that may eventuate if the options are traded on an active market or the options are closed out.

### Company Options and Rights on Pre CGT Assets

Holders of rights or options issued in respect of pre-CGT securities, who take up their entitlement to purchase the underlying security, should ensure that in addition to the consideration paid for this security, the cost base of the underlying security also includes the market value of the right or option at the exercise date. The automated system for rights and options will only include the consideration paid to acquire the security in its cost base.

### Corporate Shareholders and Share Buybacks

Corporate shareholders i.e. companies who make a CGT loss as a result of a share buyback may have that loss denied or reduced as a result of section 159GZZZQ of the Income Tax Assessment Act 1936. The automated system for input of share buybacks does not take into account this provision. Shareholders to whom this provision applies should obtain their own taxation advice.

### Income Declared but not Paid Report

An Income Declared but not Paid Report is available to show income that has been declared but not yet paid, as at a given date. For ASX-listed Financial Products, this is the distribution date. The ex-dividend amount is reflected in the Portfolio Valuation Report but not in the Income Details. Ex-dividend entitlement aspects will be reported in your portfolio. Only actual dividends received are in the Income Details Screen.

## Important notices continued

---

### Taxation

#### Indexed cost base with tax deferred distributions

When calculating the indexed cost base of units, the cost base needs to be indexed up until the date that a tax deferred distribution is received. The indexed cost base then needs to be reduced by the tax deferred distribution received and the adjusted indexed cost base is taken to be the 'new' cost base. Currently, upon disposal, the report applies indexation to the full acquisition cost and then adjusts the cost base for any tax deferred distributions. Please refer to the Tax Free and Tax Deferred Summary page for details of tax deferred distributions. Please note that only assets purchased at least 12 months prior to 21 September 1999 with tax deferred distributions will be affected.

#### Instalment Warrants and Instalment Receipts

With regard to instalment warrants and instalment receipts, the tax reports display the dividend and/or trust distribution of the underlying security only. The reports do not disclose any attaching options details or expenses and/or interest payments made by you in respect of these instruments.

As not all instalment instruments have the same structure or features, you should refer to the product disclosure statement, tax statements and documents directly received from the issuer of such instruments to assist in you calculating any other tax consequences or talk to your tax adviser.

#### Section 115-45. CGT Discounting

Users should be aware of the existence of section 115-45 which potentially denies the CGT discount concession upon the sale of shares in a company or interest in a trust where the taxpayer would not have been allowed CGT discounting on the majority of the CGT assets by cost and value in the company or trust had a CGT event happened to those assets.

#### Stapled Securities

Where the stapled security is made up of a CGT asset and a traditional income security, the report may not allocate the cost base and capital proceeds to each security of the stapled arrangement. In such cases, full allocation of the cost base and the capital proceeds is made to the traditional income security. Generally, each security of the stapled arrangement is treated separately for tax purposes and holders of these securities will need to seek their own taxation advice.

#### Superannuation Funds - Assets held at 30/06/1988

Assets held by superannuation funds at 30 June 1988 including those acquired before 19 September 1985 are subject to special transitional measures that mean the assets are deemed to have been acquired on 30 June 1988. For these assets, the capital gain or loss that is realised upon disposal may be impacted by the market value of the asset at 30 June 1988. The automated system for calculating capital gains tax will only take into account the cost of the asset, not the market value as at 30 June 1988. To override the cost base with the market value, the cost base for the parcels can be edited in the Transaction screen. Holders to whom these transitional measures apply should obtain their own taxation advice.

#### Tax Free and Deferred Adjustments to Cost Base

When calculating capital losses, tax free and tax deferred amounts will always be treated as a reduction in the reduced cost base. As not all tax free amounts should be treated as a reduction in the reduced cost base, holders should consult with their professional tax advisers to ensure the correct amounts are included in the reduced cost base.

When calculating capital gains, the system correctly does not reduce the cost base by the tax free amounts pursuant to section 104-70, despite showing both the tax deferred and tax free adjustments to the cost base in the summary which forms part of the Realised report.

#### Taxation of Financial Arrangements (TOFA)

The system does not currently take the TOFA rules (including the new TOFA 3&4 regime) into consideration in the preparation of the report. Users need to ascertain the taxation implications on their investments where the TOFA rules mandatorily apply or where a voluntary election has been made to apply the TOFA rules. Users need to seek independent taxation advice in relation to the application of the TOFA rules.

Click this link <https://trading.anzshareinvesting.com.au/Manage/TaxTools#/FAQ> for more help



008986 000 QBE



MR ALLAN BRUCE BUTTENSCHAW &  
MRS YVONNE ANNETTE BUTTENSCHAW  
<AB & YA BUTTENSCHAW S/F A/C>  
20 SEACOURT AVENUE  
DUDLEY NSW 2290

## Update Your Information:

www.investorcentre.com/au  
qbe.queries@computershare.com.au



Computershare Investor Services Pty Limited  
GPO Box 2975  
Melbourne Victoria 3001 Australia



1300 723 487 (within Australia)  
+61 3 9415 4840 (outside Australia)



## Holder Identification Number (HIN) HIN WITHHELD

ASX Code	QBE
TFN/ABN Status	Not Quoted
Record Date	8 March 2022
Payment Date	12 April 2022

## 2021 Final Dividend Notice

The details below relate to the final dividend of 19 cents per share for the year ended 31 December 2021. This dividend is 10% franked at the company tax rate of 30%. The whole of the unfranked amount of this dividend has been declared to be conduit foreign income.

CLASS DESCRIPTION	DIVIDEND PER SHARE	PARTICIPATING SHARES	FRANKED AMOUNT \$	UNFRANKED AMOUNT \$	FRANKING CREDIT \$	DIVIDEND PAYMENT \$
Fully Paid Ordinary	19 cents	370	7.03	63.27	3.01	70.30
				Less 47% withholding tax		29.00
				<b>Net Payment (AUD\$)</b>		<b>41.30</b>

You should keep this statement to assist in preparing your tax return.

## Payment instruction

ANZ Internet Trading NSW	
BSB:	012-012
Account Number:	XXXXXXXX26
Direct Credit Reference No.	835077
<b>Amount Deposited</b>	<b>AUD\$41.30</b>

284904\_02\_V2



009160 000 QBE



MR ALLAN BRUCE BUTTENSCHAW &  
MRS YVONNE ANNETTE BUTTENSCHAW  
<AB & YA BUTTENSCHAW S/F A/C>  
20 SEACOURT AVENUE  
DUDLEY NSW 2290

## Update Your Information:

[www.investorcentre.com/au](http://www.investorcentre.com/au)  
[qbe.queries@computershare.com.au](mailto:qbe.queries@computershare.com.au)



Computershare Investor Services Pty Limited  
GPO Box 2975  
Melbourne Victoria 3001 Australia



1300 723 487 (within Australia)  
+61 3 9415 4840 (outside Australia)



## Holder Identification Number (HIN) HIN WITHHELD

ASX Code	QBE
TFN/ABN Status	Not Quoted
Record Date	20 August 2021
Payment Date	24 September 2021

## 2021 Interim Dividend Notice

The details below relate to the interim dividend of 11 cents per share for the half year ended 30 June 2021. This dividend is 10% franked at the company tax rate of 30%. The whole of the unfranked amount of this dividend has been declared to be conduit foreign income.

CLASS DESCRIPTION	DIVIDEND PER SHARE	PARTICIPATING SHARES	FRANKED AMOUNT \$	UNFRANKED AMOUNT \$	FRANKING CREDIT \$	DIVIDEND PAYMENT \$
Fully Paid Ordinary	11 cents	370	4.07	36.63	1.74	40.70
				Less 47% withholding tax		16.00
				<b>Net Payment (AUD\$)</b>		<b>24.70</b>

You should keep this statement to assist in preparing your tax return.

## Payment instruction

ANZ Internet Trading NSW  
BSB: 012-012  
Account Number: XXXXXXXX26  
Direct Credit Reference No. 836841  
**Amount Deposited AUD\$24.70**

277172\_02\_V2



# 24700 - Changes in Market Values of Investments

2022 Financial Year

Preparer Desiree Yutuc

Reviewer Steven Lee

Status Completed

Account Code	Description	CY Balance	LY Balance	Change
24700	Changes in Market Values of Investments	\$23,274.94	(\$34,580.09)	(167.31)%
<b>TOTAL</b>		<b>CY Balance</b>	<b>LY Balance</b>	
		\$23,274.94	(\$34,580.09)	

## Supporting Documents

- Realised Capital Gain Report [Report](#)
- Market Movement [Report](#)
- Net Capital Gains Reconciliation [Report](#)

## Standard Checklist

- Attach copies of Source Documentation (Contract Notes, Broker Statements, Chess Statements, Contracts of Sale, Managed Fund Statements etc)
- Attach copy of Market Movement report
- Attach copy of Net Capital Gains Reconciliation
- Attach copy of Realised Capital Gain Report
- Ensure all Asset Disposals have been entered
- Ensure all Market Values have been entered for June 30
- Ensure all Tax Deferred Distributions have been entered

# AB and YA Buttenshaw Super Fund Market Movement Report

As at 30 June 2022

Investment	Date	Description	Unrealised				Realised			Total
			Units	Accounting Cost Movement	Market Movement	Depreciation	Balance	Consideration	Accounting Cost Base	
A2M.AX - The A2 Milk Company Limited										
	01/07/2021	Opening Balance	450.00	0.00	0.00	0.00	2,700.00	0.00	0.00	0.00
	30/06/2022	Revaluation	0.00	0.00	(724.50)	0.00	1,975.50	0.00	0.00	0.00
	<b>30/06/2022</b>		<b>450.00</b>	<b>0.00</b>	<b>(724.50)</b>	<b>0.00</b>	<b>1,975.50</b>	<b>0.00</b>	<b>0.00</b>	<b>0.00</b>
ANZ.AX - Australia And New Zealand Banking Group Limited										
	01/07/2021	Opening Balance	1,425.00	0.00	0.00	0.00	40,113.75	0.00	0.00	0.00
	30/06/2022	Revaluation	0.00	0.00	(8,721.00)	0.00	31,392.75	0.00	0.00	0.00
	<b>30/06/2022</b>		<b>1,425.00</b>	<b>0.00</b>	<b>(8,721.00)</b>	<b>0.00</b>	<b>31,392.75</b>	<b>0.00</b>	<b>0.00</b>	<b>0.00</b>
BHP.AX - BHP Group Limited										
	01/07/2021	Opening Balance	352.00	0.00	0.00	0.00	17,096.64	0.00	0.00	0.00
	30/06/2022	Revaluation	0.00	0.00	(2,576.64)	0.00	14,520.00	0.00	0.00	0.00
	<b>30/06/2022</b>		<b>352.00</b>	<b>0.00</b>	<b>(2,576.64)</b>	<b>0.00</b>	<b>14,520.00</b>	<b>0.00</b>	<b>0.00</b>	<b>0.00</b>
COL.AX - Coles Group Limited.										
	01/07/2021	Opening Balance	266.00	0.00	0.00	0.00	4,545.94	0.00	0.00	0.00
	30/06/2022	Revaluation	0.00	0.00	191.52	0.00	4,737.46	0.00	0.00	0.00
	<b>30/06/2022</b>		<b>266.00</b>	<b>0.00</b>	<b>191.52</b>	<b>0.00</b>	<b>4,737.46</b>	<b>0.00</b>	<b>0.00</b>	<b>0.00</b>
CPH.AX - Creso Pharma Limited										
	01/07/2021	Opening Balance	14,500.00	0.00	0.00	0.00	2,030.00	0.00	0.00	0.00
	30/06/2022	Revaluation	0.00	0.00	(1,522.50)	0.00	507.50	0.00	0.00	0.00
	<b>30/06/2022</b>		<b>14,500.00</b>	<b>0.00</b>	<b>(1,522.50)</b>	<b>0.00</b>	<b>507.50</b>	<b>0.00</b>	<b>0.00</b>	<b>0.00</b>
CPHO.AX1 - Creso Pharma Limited										
	29/10/2021	Purchase	4,834.00	0.00	0.00	0.00	0.00	0.00	0.00	0.00
	29/10/2021	Revaluation	0.00	0.00	0.00	0.00	0.00	0.00	0.00	0.00
	30/06/2022	Revaluation	0.00	0.00	24.17	0.00	24.17	0.00	0.00	0.00
	<b>30/06/2022</b>		<b>4,834.00</b>	<b>0.00</b>	<b>24.17</b>	<b>0.00</b>	<b>24.17</b>	<b>0.00</b>	<b>0.00</b>	<b>0.00</b>
CSR.AX - CSR Limited										
	01/07/2021	Opening Balance	4,430.00	0.00	0.00	0.00	25,516.80	0.00	0.00	0.00
	30/06/2022	Revaluation	0.00	0.00	(7,531.00)	0.00	17,985.80	0.00	0.00	0.00
	<b>30/06/2022</b>		<b>4,430.00</b>	<b>0.00</b>	<b>(7,531.00)</b>	<b>0.00</b>	<b>17,985.80</b>	<b>0.00</b>	<b>0.00</b>	<b>0.00</b>
ECS.AX - ECS Botanics Holdings Ltd										
	01/07/2021	Opening Balance	100,500.00	0.00	0.00	0.00	3,618.00	0.00	0.00	0.00
	30/06/2022	Revaluation	0.00	0.00	(1,909.50)	0.00	1,708.50	0.00	0.00	0.00
	<b>30/06/2022</b>		<b>100,500.00</b>	<b>0.00</b>	<b>(1,909.50)</b>	<b>0.00</b>	<b>1,708.50</b>	<b>0.00</b>	<b>0.00</b>	<b>0.00</b>

# AB and YA Buttenshaw Super Fund Market Movement Report

As at 30 June 2022

Investment	Date	Description	Unrealised				Realised			Total
			Units	Accounting Cost Movement	Market Movement	Depreciation	Balance	Consideration	Accounting Cost Base	
NAB.AX - National Australia Bank Limited										
	01/07/2021	Opening Balance	1,000.00	0.00	0.00	0.00	26,220.00	0.00	0.00	0.00
	30/06/2022	Revaluation	0.00	0.00	1,170.00	0.00	27,390.00	0.00	0.00	0.00
	<b>30/06/2022</b>		<b>1,000.00</b>	<b>0.00</b>	<b>1,170.00</b>	<b>0.00</b>	<b>27,390.00</b>	<b>0.00</b>	<b>0.00</b>	<b>0.00</b>
NEA.AX - Nearmap Ltd										
	01/07/2021	Opening Balance	6,463.00	0.00	0.00	0.00	12,021.18	0.00	0.00	0.00
	30/06/2022	Revaluation	0.00	0.00	(5,364.29)	0.00	6,656.89	0.00	0.00	0.00
	<b>30/06/2022</b>		<b>6,463.00</b>	<b>0.00</b>	<b>(5,364.29)</b>	<b>0.00</b>	<b>6,656.89</b>	<b>0.00</b>	<b>0.00</b>	<b>0.00</b>
PDN.AX - Paladin Energy Ltd										
	01/07/2021	Opening Balance	80.00	0.00	0.00	0.00	41.20	0.00	0.00	0.00
	30/06/2022	Revaluation	0.00	0.00	5.20	0.00	46.40	0.00	0.00	0.00
	<b>30/06/2022</b>		<b>80.00</b>	<b>0.00</b>	<b>5.20</b>	<b>0.00</b>	<b>46.40</b>	<b>0.00</b>	<b>0.00</b>	<b>0.00</b>
QBE.AXW - QBE Insurance Group Limited										
	01/07/2021	Opening Balance	370.00	0.00	0.00	0.00	3,992.30	0.00	0.00	0.00
	30/06/2022	Revaluation	0.00	0.00	503.20	0.00	4,495.50	0.00	0.00	0.00
	<b>30/06/2022</b>		<b>370.00</b>	<b>0.00</b>	<b>503.20</b>	<b>0.00</b>	<b>4,495.50</b>	<b>0.00</b>	<b>0.00</b>	<b>0.00</b>
SYD.AX1 - Sydney Airport										
	01/07/2021	Opening Balance	2,100.00	0.00	0.00	0.00	12,159.00	0.00	0.00	0.00
	09/03/2022	Merger	(2,100.00)	(14,887.95)	0.00	0.00	(2,728.95)	18,375.00	14,887.95	3,487.05
	09/03/2022	Writeback	0.00	0.00	(3,424.05)	0.00	(6,153.00)	0.00	0.00	0.00
	30/06/2022	Revaluation	0.00	0.00	6,153.00	0.00	0.00	0.00	0.00	0.00
	<b>30/06/2022</b>		<b>0.00</b>	<b>(14,887.95)</b>	<b>2,728.95</b>	<b>0.00</b>	<b>0.00</b>	<b>18,375.00</b>	<b>14,887.95</b>	<b>3,487.05</b>
TLS.AX - Telstra Corporation Limited.										
	01/07/2021	Opening Balance	9,710.00	0.00	0.00	0.00	36,509.60	0.00	0.00	0.00
	30/06/2022	Revaluation	0.00	0.00	873.90	0.00	37,383.50	0.00	0.00	0.00
	<b>30/06/2022</b>		<b>9,710.00</b>	<b>0.00</b>	<b>873.90</b>	<b>0.00</b>	<b>37,383.50</b>	<b>0.00</b>	<b>0.00</b>	<b>0.00</b>
WDS.AX - Woodside Energy Group Ltd										
	25/05/2022	Purchase	63.00	1,874.88	0.00	0.00	1,874.88	0.00	0.00	0.00
	30/06/2022	Revaluation	0.00	0.00	131.04	0.00	2,005.92	0.00	0.00	0.00
	<b>30/06/2022</b>		<b>63.00</b>	<b>1,874.88</b>	<b>131.04</b>	<b>0.00</b>	<b>2,005.92</b>	<b>0.00</b>	<b>0.00</b>	<b>0.00</b>

# AB and YA Buttenshaw Super Fund Market Movement Report

As at 30 June 2022

Investment	Date	Description	Unrealised				Realised			Total
			Units	Accounting Cost Movement	Market Movement	Depreciation	Balance	Consideration	Accounting Cost Base	
WES.AX - Wesfarmers Limited										
	01/07/2021	Opening Balance	266.00	0.00	0.00	0.00	15,720.60	0.00	0.00	0.00
	02/12/2021	Return Of Capital	0.00	(532.00)	0.00	0.00	15,188.60			
	30/06/2022	Revaluation	0.00	0.00	(4,040.54)	0.00	11,148.06	0.00	0.00	0.00
	<b>30/06/2022</b>		<b>266.00</b>	<b>(532.00)</b>	<b>(4,040.54)</b>	<b>0.00</b>	<b>11,148.06</b>	<b>0.00</b>	<b>0.00</b>	<b>0.00</b>
<b>Total Market Movement</b>					<b>(26,761.99)</b>				<b>3,487.05</b>	<b>(23,274.94)</b>

AB and YA Buttenshaw Super Fund

# Capital Gains Reconciliation Report

For The Period 01 July 2021 - 30 June 2022

	Total	Discounted	Indexed	Other	Notional
<b>Losses available to offset</b>					
Carried forward from prior losses	3,496.48				
Carried forward from prior losses - Collectables	0.00				
Current year capital losses	0.00				
Current year capital losses - Collectables	0.00				
<b>Total Losses Available</b>	<b>3,496.48</b>				
<b>Total Losses Available - Collectables</b>	<b>0.00</b>				
<b>Capital Gains</b>					
Capital gains from disposal of assets	0.00	0.00	0.00	0.00	0.00
Capital gains from disposal of assets - Collectables	0.00	0.00	0.00	0.00	0.00
Capital gains from trust distributions	0.00	0.00	0.00	0.00	0.00
<b>Capital Gains Before Losses applied</b>	<b>0.00</b>	<b>0.00</b>	<b>0.00</b>	<b>0.00</b>	<b>0.00</b>
<b>Losses and discount applied</b>					
Losses applied	0.00	0.00	0.00	0.00	0.00
Losses applied - Collectables	0.00	0.00	0.00	0.00	0.00
Capital gains after losses applied	0.00	0.00	0.00	0.00	0.00
Capital gains after losses applied - Collectables	0.00	0.00	0.00	0.00	0.00
CGT Discount applied	0.00				
CGT Discount applied - Collectables	0.00				

# AB and YA Buttenshaw Super Fund Capital Gains Reconciliation Report

For The Period 01 July 2021 - 30 June 2022

	Total	Discounted	Indexed	Other	Notional
<b>Net Capital Gain</b>					
Net capital gain	0.00				
Net capital gain - Collectables	0.00				
<b>Total Net Capital Gain (11A)</b>	<b>0.00</b>				
<b>Net Capital Losses Carried Forward to later income</b>					
Net Capital Losses Carried Forward to later income years	3,496.48				
Net Capital Losses Carried Forward to later income years - Collectables	0.00				
<b>Total Net Capital Losses Carried Forward to later income years (14V)</b>	<b>3,496.48</b>				

Note

Refer to Realised Gains Report for details of Disposals at a Security level

Refer to Distribution Reconciliation Report for Trust Distribution details at a Security level

**AB and YA Buttenshaw Super Fund**  
**Realised Capital Gains Report**

For The Period 01 July 2021 - 30 June 2022

Investment		Accounting Treatment				Tax Treatment						
Purchase Contract Date	Disposal Contract Date	Units	Cost	Proceeds	Accounting Profit/(Loss)	Adjusted Cost Base	Reduced Cost Base	Indexed Cost Base	Indexed Gains	Discounted Gains (Gross)	Other Gains	Capital Loss
<b>Units in Listed Unit Trusts (Australian)</b>												
SYD.AX1 - Sydney Airport												
27/02/2019	09/03/2022	2,100.00	14,887.95	18,375.00	3,487.05	14,975.96	14,975.96	0.00	0.00	3,399.04	0.00	0.00
		<b>2,100.00</b>	<b>14,887.95</b>	<b>18,375.00</b>	<b>3,487.05</b>	<b>14,975.96</b>	<b>14,975.96</b>	<b>0.00</b>	<b>0.00</b>	<b>3,399.04</b>	<b>0.00</b>	<b>0.00</b>
		<b>2,100.00</b>	<b>14,887.95</b>	<b>18,375.00</b>	<b>3,487.05</b>	<b>14,975.96</b>	<b>14,975.96</b>	<b>0.00</b>	<b>0.00</b>	<b>3,399.04</b>	<b>0.00</b>	<b>0.00</b>
		<b>2,100.00</b>	<b>14,887.95</b>	<b>18,375.00</b>	<b>3,487.05</b>	<b>14,975.96</b>	<b>14,975.96</b>	<b>0.00</b>	<b>0.00</b>	<b>3,399.04</b>	<b>0.00</b>	<b>0.00</b>

# 25000 - Interest Received

2022 Financial Year

Preparer Desiree Yutuc

Reviewer Steven Lee

Status Completed

Account Code	Description	CY Balance	LY Balance	Change
ANZ278926473	ANZ Business Premium Saver 2789-26473	(\$3.00)	(\$12.36)	(75.73)%
ANZ440334426	ANZ E Tade Account 4403-34426	(\$0.17)	(\$0.48)	(64.58)%
<b>TOTAL</b>		<b>CY Balance</b>	<b>LY Balance</b>	
		(\$3.17)	(\$12.84)	

## Supporting Documents

- Interest Reconciliation Report [Report](#)

## Standard Checklist

- Attach Interest Reconciliation Report
- Ensure all interest has been recorded from Bank Statements
- Review Statements to ensure all TFN withheld has been input



# AB and YA Buttenshaw Super Fund Interest Reconciliation Report

For The Period 01 July 2021 - 30 June 2022

Date	Payment Amount	Gross Interest	TFN Withheld	Foreign Income	Foreign Credits
<b>Bank Accounts</b>					
ANZ278926473 ANZ Business Premium Saver 2789-26473					
30/07/2021	0.60	0.60			
31/08/2021	0.62	0.62			
30/09/2021	0.53	0.53			
29/10/2021	0.20	0.20			
30/11/2021	0.10	0.10			
31/12/2021	0.08	0.08			
31/01/2022	0.08	0.08			
28/02/2022	0.06	0.06			
31/03/2022	0.17	0.17			
29/04/2022	0.19	0.19			
31/05/2022	0.19	0.19			
30/06/2022	0.18	0.18			
	3.00	3.00			
ANZ440334426 ANZ E Tade Account 4403-34426					
30/07/2021	0.05	0.05			
31/08/2021	0.05	0.05			
30/09/2021	0.05	0.05			
29/10/2021	0.02	0.02			
	0.17	0.17			

**AB and YA Buttenshaw Super Fund**  
**Interest Reconciliation Report**

For The Period 01 July 2021 - 30 June 2022

---

Date	Payment Amount	Gross Interest	TFN Withheld	Foreign Income	Foreign Credits
	3.17	3.17			
<b>TOTAL</b>	<b>3.17</b>	<b>3.17</b>			

---

**Tax Return Reconciliation**

	Totals	Tax Return Label
Gross Interest	3.17	11C

# 30100 - Accountancy Fees

2022 Financial Year

**Preparer** Desiree Yutuc

**Reviewer** Steven Lee

**Status** Completed

Account Code	Description	CY Balance	LY Balance	Change
30100	Accountancy Fees	\$1,000.00	\$1,020.00	(1.96)%
<b>TOTAL</b>		<b>CY Balance</b>	<b>LY Balance</b>	
		\$1,000.00	\$1,020.00	

## Supporting Documents

- General Ledger [Report](#)
- INV-0143.pdf

## Standard Checklist

- Attach all source documentation
- Ensure all Transactions have been entered

AB and YA Buttenshaw Super Fund

# General Ledger

As at 30 June 2022

Transaction Date	Description	Units	Debit	Credit	Balance \$
					0.00 DR

Total Debits: 0.00

Total Credits: 0.00



# TAX INVOICE

AB & YA Buttenshaw

**Invoice Date**  
19 Oct 2021

**Invoice Number**  
INV-0143

**ABN**  
60 061 126 663

SuperHelp Australia  
PTY LTD  
PO Box 1906  
MACQUARIE  
CENTRE NSW 2113  
AUSTRALIA

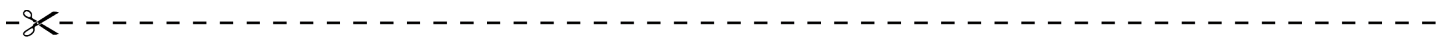
Item	Description	Quantity	Unit Price	GST	Amount AUD
EOY	SMSF Annual Administration	1.00	1,100.00	10%	1,100.00
ADD INV	Additional Investments	12.00	25.00	10%	300.00
PENSIO NADMIN	Pension Administration	1.00	150.00	10%	150.00
DEPO	Deposit	1.00	(550.00)	10%	(550.00)
INCLUDES GST 10%					90.91
<b>TOTAL AUD</b>					1,000.00
Less Amount Paid					1,000.00
<b>AMOUNT DUE AUD</b>					<b>0.00</b>

## Due Date: 2 Nov 2021

Please pay the balance of our fees by direct credit into our bank account.

OUR BANK DETAILS (Use your name or your SMSF name as the reference):

Account Name: Superhelp Australia Pty Ltd  
Bank: Commonwealth Bank  
BSB: 06 2099  
Account Number: 1041 7929



# PAYMENT ADVICE

To: SuperHelp Australia PTY LTD  
PO Box 1906  
MACQUARIE CENTRE NSW 2113  
AUSTRALIA

**Customer** AB & YA Buttenshaw  
**Invoice Number** INV-0143

---

**Amount Due** **0.00**  
**Due Date** 2 Nov 2021

---

**Amount Enclosed**

---

Enter the amount you are paying above

# 30400 - ATO Supervisory Levy

2022 Financial Year

---

**Preparer** Desiree Yutuc

**Reviewer** Steven Lee

**Status** Completed

Account Code	Description	CY Balance	LY Balance	Change
30400	ATO Supervisory Levy	\$259.00	\$259.00	0%
<b>TOTAL</b>		<b>CY Balance</b>	<b>LY Balance</b>	
		\$259.00	\$259.00	

## Supporting Documents

- General Ledger [Report](#)

## Standard Checklist

- Attach all source documentation
- Ensure all Transactions have been entered

AB and YA Buttenshaw Super Fund

# General Ledger

As at 30 June 2022

Transaction Date	Description	Units	Debit	Credit	Balance \$
<b>ATO Supervisory Levy (30400)</b>					
<u>ATO Supervisory Levy (30400)</u>					
04/11/2021	TRANSFER FROM ATO ATO003000015818386		259.00		259.00 DR
			<b>259.00</b>		<b>259.00 DR</b>

**Total Debits: 259.00**

**Total Credits: 0.00**



# 30700 - Auditor's Remuneration

2022 Financial Year

**Preparer** Desiree Yutuc

**Reviewer** Steven Lee

**Status** Completed

Account Code	Description	CY Balance	LY Balance	Change
30700	Auditor's Remuneration	\$550.00	\$450.00	22.22%
<b>TOTAL</b>		<b>CY Balance</b>	<b>LY Balance</b>	
		\$550.00	\$450.00	

## Supporting Documents

- General Ledger [Report](#)
- Invoice X18263.pdf

## Standard Checklist

- Attach all source documentation
- Ensure all Transactions have been entered

AB and YA Buttenshaw Super Fund

# General Ledger

As at 30 June 2022

Transaction Date	Description	Units	Debit	Credit	Balance \$
<b>Auditor's Remuneration (30700)</b>					
Auditor's Remuneration (30700)					
31/08/2021	ANZ INTERNET BANKING PAYMENT 283741 TO SUPERHELP AUSTRALIA		550.00		550.00 DR
			<b>550.00</b>		<b>550.00 DR</b>

**Total Debits: 550.00**

**Total Credits: 0.00**

Invoice Date 25 Oct 2021  
Invoice Number X18263  
Due Date 08 Nov 2021

SuperHelp Australia Pty Ltd  
Attention: Sandra  
PO Box 1906  
MACQUARIE CENTRE NSW 2113

## TAX INVOICE

Description	Amount
Preparation of SMSF Audit on behalf of the following Superannuation Fund:  AB & YA Buttenshaw Super Fund for the year ended 30 June 2021.	
Subtotal	500.00
Total GST 10%	50.00
Invoice Total AUD	550.00
Total Net Payments AUD	0.00
<b>Amount Due AUD</b>	<b>550.00</b>

## Payment Advice



### DIRECT CREDIT (EFT)

Account Name: **Gold Group Consulting**  
BSB: **484 799** Account No.: **20423 2240**  
Please quote the invoice number(s) as a reference.



### by mail

Detach this section and mail your cheque to:

Gold Group Consulting  
PO Box 428  
Southport QLD 4215  
Australia

Client: SuperHelp Australia Pty Ltd

**Invoice No : X18263**  
**Amount Due: \$ 550.00**  
**Due Date: 08 Nov 2021**



CHARTERED ACCOUNTANTS - SINCE 1969

# 31500 - Bank Charges

2022 Financial Year

---

**Preparer** Desiree Yutuc

**Reviewer** Steven Lee

**Status** Completed

Account Code	Description	CY Balance	LY Balance	Change
31500	Bank Charges	\$50.00		100%
<b>TOTAL</b>		<b>CY Balance</b>	<b>LY Balance</b>	
		\$50.00		

## Supporting Documents

- General Ledger [Report](#)

## Standard Checklist

- Attach all source documentation
- Ensure all Transactions have been entered

AB and YA Buttenshaw Super Fund

# General Ledger

As at 30 June 2022

Transaction Date	Description	Units	Debit	Credit	Balance \$
<b>Bank Charges (31500)</b>					
<u>Bank Charges (31500)</u>					
24/09/2021	DEBENTURE/NOTE INTEREST FROM CSR REPLACEMENT RCA19/99999090		25.00		25.00 DR
24/09/2021	DEBENTURE/NOTE INTEREST FROM CSR REPLACEMENT 19RCA/99999261		25.00		50.00 DR
			<b>50.00</b>		<b>50.00 DR</b>

**Total Debits: 50.00**

**Total Credits: 0.00**

# 41600 - Pensions Paid

2022 Financial Year

**Preparer** Desiree Yutuc

**Reviewer** Steven Lee

**Status** Completed

Account Code	Description	CY Balance	LY Balance	Change
BUTALL00001P	(Pensions Paid) Buttenshaw, Allan - Pension (Pension 01)	\$15,429.00	\$15,429.00	0%
<b>TOTAL</b>		<b>CY Balance</b>	<b>LY Balance</b>	
		\$15,429.00	\$15,429.00	

## Supporting Documents

- Pension Summary Report [Report](#)
- Pension\_Calc.pdf

## Standard Checklist

- Attach copy of Pension Summary Report
- Ensure Member(s) have been advised of pension for coming year
- Ensure Minimum Pension has been paid for each account

**AB and YA Buttenshaw Super Fund**

**Pension Summary**

As at 30 June 2022

**Member Name :** Buttenshaw, Allan

**Member Age :** 74\* (Date of Birth : Provided)

Member Code	Pension Type	Pension Start Date	Tax Free	Min / PF	Minimum	Maximum	Gross Pension Payments	PAYG	Net Pension Payment	Amount to reach Minimum
BUTALL0001P	Account Based Pension	01/07/2013	13.69%	2.50%	\$5,680.00*	N/A	\$15,429.00	\$0.00	\$15,429.00	NIL

\*COVID-19 50% reduction has been applied to the minimum pension amount.

					<b>\$5,680.00</b>	<b>\$0.00</b>	<b>\$15,429.00</b>	<b>\$0.00</b>	<b>\$15,429.00</b>	<b>\$0.00</b>
--	--	--	--	--	-------------------	---------------	--------------------	---------------	--------------------	---------------

**Total :**

					<b>\$5,680.00</b>	<b>\$0.00</b>	<b>\$15,429.00</b>	<b>\$0.00</b>	<b>\$15,429.00</b>	<b>\$0.00</b>
--	--	--	--	--	-------------------	---------------	--------------------	---------------	--------------------	---------------

\*Age as at 01/07/2021 or pension start date for new pensions.





SuperHelp Australia Pty Ltd

ABN 60 061 126 663

P O Box 454

Burwood, NSW 1805

Phone: 1 300 736 453

Fax: (02) 8456 5904

Website: [www.superhelp.com.au](http://www.superhelp.com.au)

Date: 12 January 2023

Dear Sir/Madam,

**Re: Pension Requirements for Pension Member(s) for  
AB and YA Buttenshaw Super Fund**

Please find attached your pension requirement(s) for the 2022-2023 financial year.

Please ensure that the pension for the 2022-2023 income year fits within these Minimum and Maximum levels. Please note that any pensions that would have been commenced during the 2022-2023 income year are not included in the calculations.

Sincerely Yours,

Superhelp Australia Pty Ltd

**AB and YA Buttenshaw Super Fund**  
**Yearly Projected Pension Calculation Report**

As at 01 July 2022

Member Name	Member Code	Pension Type	Pension Start/ Conversion Date	Age (as at 01/07/2022)	Opening Balance	Minimum Amount *	Maximum Amount	Tax Free %	Min Tax Free Payments	Min Taxable Payments
Buttenshaw, Allan	BUTALL00001P	Account Based Pension	01/07/2013	75	200,738.16	6,020.00	N/A	13.69	824.14	5,195.86
					<b>200,738.16</b>	<b>6,020.00</b>			<b>824.14</b>	<b>5,195.86</b>
					<b>200,738.16</b>	<b>6,020.00</b>			<b>824.14</b>	<b>5,195.86</b>

\* COVID-19 50% reduction has been applied to the minimum pension amount

# 48500 - Income Tax Expense

2022 Financial Year

**Preparer** Desiree Yutuc

**Reviewer** Steven Lee

**Status** Completed

Account Code	Description	CY Balance	LY Balance	Change
48500	Income Tax Expense	(\$4,171.30)	(\$2,561.71)	62.83%
<b>TOTAL</b>		<b>CY Balance</b>	<b>LY Balance</b>	
		(\$4,171.30)	(\$2,561.71)	

## Supporting Documents

No supporting documents

# 49000 - Profit/Loss Allocation Account

2022 Financial Year

---

**Preparer** Desiree Yutuc

**Reviewer** Steven Lee

**Status** Completed

Account Code	Description	CY Balance	LY Balance	Change
49000	Profit/Loss Allocation Account	(\$26,699.84)	\$26,005.90	(202.67)%
<b>TOTAL</b>		<b>CY Balance</b>	<b>LY Balance</b>	
		(\$26,699.84)	\$26,005.90	

## Supporting Documents

No supporting documents

# 50000 - Members

2022 Financial Year

Preparer Desiree Yutuc

Reviewer Steven Lee

Status Completed

Account Code	Description	Opening Balance	Contribution Income	Earnings	Member Payments	Tax & Fees	Closing Balance	Change
BUTALL00001P	Buttenshaw, Allan - Pension (Pension 01)	(\$227,397.23)		\$11,230.07	\$15,429.00		(\$200,738.16)	(11.72)%
BUTALL00003A	Buttenshaw, Allan Bruce - Accumulation (Accumulation)	(\$4,682.16)		\$38.35		\$2.42	(\$4,641.39)	(0.87)%
<b>TOTAL</b>			<b>Contribution Income</b>	<b>Earnings</b>	<b>Member Payments</b>	<b>Tax &amp; Fees</b>	<b>Closing Balance</b>	
		(\$232,079.39)		\$11,268.42	\$15,429.00	\$2.42	(\$205,379.55)	

## Supporting Documents

- Members Summary [Report](#)
- Members Statements [Report](#)

## Standard Checklist

- Attach copies of Members Statements

# AB and YA Buttenshaw Super Fund Members Statement

Allan Bruce Buttenshaw  
20 Seacourt Avenue  
Dudley, New South Wales, 2290, Australia

## Your Details

Date of Birth :	Provided	Nominated Beneficiaries:	Yvonne Annette Buttenshaw
Age:	75	Nomination Type:	N/A
Tax File Number:	Provided	Vested Benefits:	200,738.16
Date Joined Fund:	01/11/2010	Total Death Benefit:	200,738.16
Service Period Start Date:	16/12/1986	Current Salary:	0.00
Date Left Fund:		Previous Salary:	0.00
Member Code:	BUTALL00001P	Disability Benefit:	0.00
Account Start Date:	01/07/2013		
Account Phase:	Retirement Phase		
Account Description:	Pension 01		

## Your Balance

Total Benefits	200,738.16
<u>Preservation Components</u>	
Preserved	
Unrestricted Non Preserved	200,738.16
Restricted Non Preserved	
<u>Tax Components</u>	
Tax Free (13.69%)	27,480.91
Taxable	173,257.25

## Your Detailed Account Summary

	This Year	Last Year
Opening balance at 01/07/2021	227,397.23	201,301.37
<u>Increases to Member account during the period</u>		
Employer Contributions		
Personal Contributions (Concessional)		
Personal Contributions (Non Concessional)		
Government Co-Contributions		
Other Contributions		
Proceeds of Insurance Policies		
Transfers In		
Net Earnings	(11,230.07)	41,524.86
Internal Transfer In		
<u>Decreases to Member account during the period</u>		
Pensions Paid	15,429.00	15,429.00
Contributions Tax		
Income Tax		
No TFN Excess Contributions Tax		
Excess Contributions Tax		
Refund Excess Contributions		
Division 293 Tax		
Insurance Policy Premiums Paid		
Management Fees		
Member Expenses		
Benefits Paid/Transfers Out		
Superannuation Surcharge Tax		
Internal Transfer Out		
Closing balance at 30/06/2022	200,738.16	227,397.23

# AB and YA Buttenshaw Super Fund

## Members Statement

---

### Trustee's Disclaimer

This statement has been prepared by the Trustee for the member whose name appears at the top of this statement. Every effort has been made by the Trustee to ensure the accuracy and completeness of this Statement. The Trustee does not accept any liability for any error, omission or misprint. All amounts shown in relation to benefits do not take into account any amounts which may be withheld to satisfy the requirements imposed by the Income Tax Assessment Act 1936.

Signed by all the trustees of the fund

---

Allan Bruce Buttenshaw  
Trustee

---

Yvonne Annette Buttenshaw  
Trustee

# AB and YA Buttenshaw Super Fund

## Members Statement

Allan Bruce Buttenshaw  
 20 Seacourt Avenue  
 Dudley, New South Wales, 2290, Australia

### Your Details

Date of Birth :	Provided	Nominated Beneficiaries:	N/A
Age:	75	Nomination Type:	N/A
Tax File Number:	Provided	Vested Benefits:	4,641.39
Date Joined Fund:	01/11/2010	Total Death Benefit:	4,641.39
Service Period Start Date:	16/12/1986	Current Salary:	0.00
Date Left Fund:		Previous Salary:	0.00
Member Code:	BUTALL00003A	Disability Benefit:	0.00
Account Start Date:	01/11/2010		
Account Phase:	Accumulation Phase		
Account Description:	Accumulation		

### Your Balance

Total Benefits	4,641.39
<u>Preservation Components</u>	
Preserved	
Unrestricted Non Preserved	4,641.39
Restricted Non Preserved	
<u>Tax Components</u>	
Tax Free	
Taxable	4,641.39

### Your Detailed Account Summary

	This Year	Last Year
Opening balance at 01/07/2021	4,682.16	4,772.12
<u>Increases to Member account during the period</u>		
Employer Contributions		
Personal Contributions (Concessional)		
Personal Contributions (Non Concessional)		
Government Co-Contributions		
Other Contributions		
Proceeds of Insurance Policies		
Transfers In		
Net Earnings	(38.35)	(32.43)
Internal Transfer In		
<u>Decreases to Member account during the period</u>		
Pensions Paid		
Contributions Tax		
Income Tax	2.42	57.53
No TFN Excess Contributions Tax		
Excess Contributions Tax		
Refund Excess Contributions		
Division 293 Tax		
Insurance Policy Premiums Paid		
Management Fees		
Member Expenses		
Benefits Paid/Transfers Out		
Superannuation Surcharge Tax		
Internal Transfer Out		
Closing balance at 30/06/2022	4,641.39	4,682.16



# AB and YA Buttenshaw Super Fund

## Members Statement

---

### Trustee's Disclaimer

This statement has been prepared by the Trustee for the member whose name appears at the top of this statement. Every effort has been made by the Trustee to ensure the accuracy and completeness of this Statement. The Trustee does not accept any liability for any error, omission or misprint. All amounts shown in relation to benefits do not take into account any amounts which may be withheld to satisfy the requirements imposed by the Income Tax Assessment Act 1936.

Signed by all the trustees of the fund

---

Allan Bruce Buttenshaw  
Trustee

---

Yvonne Annette Buttenshaw  
Trustee

# AB and YA Buttenshaw Super Fund

## Members Statement

Yvonne Annette Buttenshaw  
 20 Seacourt Avenue  
 Dudley, New South Wales, 2290, Australia

### Your Details

Date of Birth :	Provided	Nominated Beneficiaries:	N/A
Age:	75	Nomination Type:	N/A
Tax File Number:	Provided	Vested Benefits:	
Date Joined Fund:	01/11/2010	Total Death Benefit:	0.00
Service Period Start Date:		Current Salary:	0.00
Date Left Fund:		Previous Salary:	0.00
Member Code:	BUTYVO00001A	Disability Benefit:	0.00
Account Start Date:	01/11/2010		
Account Phase:	Accumulation Phase		
Account Description:	Accumulation		

### Your Balance

#### Total Benefits

#### Preservation Components

Preserved  
 Unrestricted Non Preserved  
 Restricted Non Preserved

#### Tax Components

Tax Free  
 Taxable

### Your Detailed Account Summary

	This Year	Last Year
Opening balance at 01/07/2021		
<u>Increases to Member account during the period</u>		
Employer Contributions		
Personal Contributions (Concessional)		
Personal Contributions (Non Concessional)		
Government Co-Contributions		
Other Contributions		
Proceeds of Insurance Policies		
Transfers In		
Net Earnings		
Internal Transfer In		
<u>Decreases to Member account during the period</u>		
Pensions Paid		
Contributions Tax		
Income Tax		
No TFN Excess Contributions Tax		
Excess Contributions Tax		
Refund Excess Contributions		
Division 293 Tax		
Insurance Policy Premiums Paid		
Management Fees		
Member Expenses		
Benefits Paid/Transfers Out		
Superannuation Surcharge Tax		
Internal Transfer Out		
Closing balance at 30/06/2022	0.00	0.00

# AB and YA Buttenshaw Super Fund

## Members Statement

---

### Trustee's Disclaimer

This statement has been prepared by the Trustee for the member whose name appears at the top of this statement. Every effort has been made by the Trustee to ensure the accuracy and completeness of this Statement. The Trustee does not accept any liability for any error, omission or misprint. All amounts shown in relation to benefits do not take into account any amounts which may be withheld to satisfy the requirements imposed by the Income Tax Assessment Act 1936.

Signed by all the trustees of the fund

---

Allan Bruce Buttenshaw  
Trustee

---

Yvonne Annette Buttenshaw  
Trustee

AB and YA Buttenshaw Super Fund

# Members Summary

As at 30 June 2022

Opening Balances	Increases				Decreases					Closing Balance	
	Contributions	Transfers In	Net Earnings	Insurance Proceeds	Pensions Paid	Contributions Tax	Taxes Paid	Benefits Paid/Transfers Out	Insurance Premiums		Member Expenses
<b>Allan Bruce Buttenshaw (Age: 75)</b>											
BUTALL00001P - Pension 01 - Tax Free: 13.69%											
227,397.23			(11,230.07)		15,429.00						200,738.16
BUTALL00003A - Accumulation											
4,682.16			(38.35)				2.42				4,641.39
<b>232,079.39</b>			<b>(11,268.42)</b>		<b>15,429.00</b>		<b>2.42</b>				<b>205,379.55</b>
<b>Yvonne Annette Buttenshaw (Age: 75)</b>											
BUTYVO00001A - Accumulation											
<b>232,079.39</b>			<b>(11,268.42)</b>		<b>15,429.00</b>		<b>2.42</b>				<b>205,379.55</b>

# 60400 - Bank Accounts

2022 Financial Year

Preparer Desiree Yutuc

Reviewer Steven Lee

Status Completed

Account Code	Description	CY Balance	LY Balance	Change
ANZ265877721	ANZ Business Premium Saver 2658-77721	\$3,782.81	\$3,782.81	0%
ANZ278926473	ANZ Business Premium Saver 2789-26473	\$20,386.40	\$15,177.16	34.32%
ANZ440334426	ANZ E Tade Account 4403-34426	\$14,536.62	\$4,883.29	197.68%
<b>TOTAL</b>		<b>CY Balance</b>	<b>LY Balance</b>	
		\$38,705.83	\$23,843.26	

## Supporting Documents

- Bank Statement Report [Report](#)
- 77721.pdf [ANZ265877721](#)
- 473.pdf [ANZ278926473](#)
- AB YA 4426.2.pdf [ANZ440334426](#)
- 34426 Statement 34..pdf [ANZ440334426](#)
- AB YA 4426.1.pdf [ANZ440334426](#)

## Standard Checklist

- Attach Copies of Bank Statements
- Attach copy of Bank Statement Report
- Ensure all Balances match Statement Balances at June 30
- Ensure all Transactions have been entered

**AB and YA Buttenshaw Super Fund**  
**Bank Statement Report**

For The Period 01 July 2021 to 30 June 2022

**Chart Code:** 60400 / ANZ265877721  
**Account Name:** ANZ Business Premium Saver 2658-77721  
**BSB and Account Number:** 012571 265877721

**Opening Balance** - **Total Debits** + **Total Credits** = **Closing Balance** **Data Feed Used**  
 \$ 3,782.81  \$ 3,782.81

Date	Description	Debit \$	Credit \$	Ledger Balance \$	Statement Balance \$	Variance \$
01/07/2021	Opening Balance			3,782.81		
30/06/2022	CLOSING BALANCE			3,782.81		

\_\_\_\_\_

# AB and YA Buttenshaw Super Fund Bank Statement Report

For The Period 01 July 2021 to 30 June 2022

**Chart Code:** 60400 / ANZ278926473  
**Account Name:** ANZ Business Premium Saver 2789-26473  
**BSB and Account Number:** 012571 278926473

<b>Opening Balance</b>	-	<b>Total Debits</b>	+	<b>Total Credits</b>	=	<b>Closing Balance</b>	<b>Data Feed Used</b>
\$ 15,177.16		\$ 16,979.00		\$ 22,188.24		\$ 20,386.40	

Date	Description	Debit \$	Credit \$	Ledger Balance \$	Statement Balance \$	Variance \$
01/07/2021	Opening Balance			15,177.16		
16/07/2021	ANZ INTERNET BANKING FUNDS TFER TRANSFER 523863 TO 012571499287134	1,285.75		13,891.41		
30/07/2021	CREDIT INTEREST PAID		0.60	13,892.01		
10/08/2021	TRANSFER FROM CMC MARKETS STOC 17194355 [SHARE TRADE WITHDRAWAL TO CMC MARKETS STOC 17194354]		1,450.00	15,342.01		
16/08/2021	ANZ INTERNET BANKING FUNDS TFER TRANSFER 296878 TO 012571499287134	1,285.75		14,056.26		
31/08/2021	ANZ INTERNET BANKING PAYMENT 283741 TO SUPERHELP AUSTRALIA	550.00		13,506.26		
31/08/2021	CREDIT INTEREST PAID		0.62	13,506.88		
16/09/2021	ANZ INTERNET BANKING FUNDS TFER TRANSFER 779808 TO 012571499287134	1,285.75		12,221.13		
30/09/2021	CREDIT INTEREST PAID		0.53	12,221.66		
18/10/2021	ANZ INTERNET BANKING FUNDS TFER TRANSFER 810998 TO 012571499287134 EFFECTIVE DATE 16 OCT 2021	1,285.75		10,935.91		
20/10/2021	ANZ INTERNET BANKING PAYMENT 887688 TO SUPERHELP AUSTRALIA	1,000.00		9,935.91		
29/10/2021	CREDIT INTEREST PAID		0.20	9,936.11		
04/11/2021	TRANSFER FROM ATO ATO003000015818386		2,360.24	12,296.35		
16/11/2021	ANZ INTERNET BANKING FUNDS TFER TRANSFER 854114 TO 012571499287134	1,285.75		11,010.60		
30/11/2021	CREDIT INTEREST PAID		0.10	11,010.70		
16/12/2021	ANZ INTERNET BANKING FUNDS TFER TRANSFER 520286 TO 012571499287134	1,285.75		9,724.95		

**AB and YA Buttenshaw Super Fund**  
**Bank Statement Report**

For The Period 01 July 2021 to 30 June 2022

Date	Description	Debit \$	Credit \$	Ledger Balance \$	Statement Balance \$	Variance \$
31/12/2021	CREDIT INTEREST PAID		0.08	9,725.03		
17/01/2022	ANZ INTERNET BANKING FUNDS TFER TRANSFER 519201 TO 012571499287134 EFFECTIVE DATE 16 JAN 2022	1,285.75		8,439.28		
31/01/2022	CREDIT INTEREST PAID		0.08	8,439.36		
16/02/2022	ANZ INTERNET BANKING FUNDS TFER TRANSFER 298822 TO 012571499287134	1,285.75		7,153.61		
28/02/2022	CREDIT INTEREST PAID		0.06	7,153.67		
09/03/2022	TRANSFER FROM SYD SCHEME PYMT AUD01/00852766		18,375.00	25,528.67		
16/03/2022	ANZ INTERNET BANKING FUNDS TFER TRANSFER 395438 TO 012571499287134	1,285.75		24,242.92		
31/03/2022	CREDIT INTEREST PAID		0.17	24,243.09		
19/04/2022	ANZ INTERNET BANKING FUNDS TFER TRANSFER 173858 TO 012571499287134 EFFECTIVE DATE 16 APR 2022	1,285.75		22,957.34		
29/04/2022	CREDIT INTEREST PAID		0.19	22,957.53		
16/05/2022	ANZ INTERNET BANKING FUNDS TFER TRANSFER 324997 TO 012571499287134	1,285.75		21,671.78		
31/05/2022	CREDIT INTEREST PAID		0.19	21,671.97		
16/06/2022	ANZ INTERNET BANKING FUNDS TFER TRANSFER 919165 TO 012571499287134	1,285.75		20,386.22		
30/06/2022	CREDIT INTEREST PAID		0.18	20,386.40		
30/06/2022	CLOSING BALANCE			20,386.40		
		<u>16,979.00</u>	<u>22,188.24</u>			



# AB and YA Buttenshaw Super Fund Bank Statement Report

For The Period 01 July 2021 to 30 June 2022

Chart Code: 60400 / ANZ440334426

Account Name: ANZ E Tade Account 4403-34426

BSB and Account Number: 012012 440334426

<b>Opening Balance</b>	-	<b>Total Debits</b>	+	<b>Total Credits</b>	=	<b>Closing Balance</b>	<b>Data Feed Used</b>
\$ 4,883.29		\$ 1,450.00		\$ 11,103.33		\$ 14,536.62	

Date	Description	Debit \$	Credit \$	Ledger Balance \$	Statement Balance \$	Variance \$
01/07/2021	Opening Balance			4,883.29		
01/07/2021	DIVIDEND FROM ANZ DIVIDEND A071/00622436 [System Matched Income Data]		997.50	5,880.79		
02/07/2021	DIVIDEND FROM NAB INTERIM DIV DV221/01049388 [System Matched Income Data]		600.00	6,480.79		
30/07/2021	CREDIT INTEREST PAID		0.05	6,480.84		
10/08/2021	TRANSFER FROM CMC MARKETS STOC 17194355 [SHARE TRADE WITHDRAWAL TO CMC MARKETS STOC 17194354]	1,450.00		5,030.84		
31/08/2021	CREDIT INTEREST PAID		0.05	5,030.89		
21/09/2021	DIVIDEND FROM BHP GROUP DIV AF384/01069519 [System Matched Income Data]		955.78	5,986.67		
23/09/2021	DIVIDEND FROM TLS FNL DIV 001264347730 [System Matched Income Data]		776.80	6,763.47		
24/09/2021	DIVIDEND FROM QBE DIVIDEND FPA21/00836841		24.70	6,788.17		
24/09/2021	DEBENTURE/NOTE INTEREST FROM CSR REPLACEMENT RCA19/99999090		421.14	7,209.31		
24/09/2021	DEBENTURE/NOTE INTEREST FROM CSR REPLACEMENT 20RCA/99999176		553.75	7,763.06		
24/09/2021	DEBENTURE/NOTE INTEREST FROM CSR REPLACEMENT 19RCA/99999261		719.32	8,482.38		
24/09/2021	DEBENTURE/NOTE INTEREST FROM CSR REPLACEMENT 21RCA/99999413		1,063.20	9,545.58		
28/09/2021	DIVIDEND FROM COLES GROUP LTD FIN21/01107149 [System Matched Income Data]		74.48	9,620.06		
30/09/2021	CREDIT INTEREST PAID		0.05	9,620.11		
07/10/2021	DIVIDEND FROM WESFARMERS LTD FIN21/01026650 [System Matched Income Data]		239.40	9,859.51		

**AB and YA Buttenshaw Super Fund**  
**Bank Statement Report**

For The Period 01 July 2021 to 30 June 2022

Date	Description	Debit \$	Credit \$	Ledger Balance \$	Statement Balance \$	Variance \$
29/10/2021	CREDIT INTEREST PAID		0.02	9,859.53		
02/12/2021	TRANSFER FROM WESFARMERS LTD RCA21/01129590		532.00	10,391.53		
10/12/2021	DIVIDEND FROM CSR LTD DIVIDEND RCA21/00829688 [System Matched Income Data]		598.05	10,989.58		
15/12/2021	DIVIDEND FROM NAB FINAL DIV DV222/00540582 [System Matched Income Data]		670.00	11,659.58		
16/12/2021	DIVIDEND FROM ANZ DIVIDEND A072/00615997 [System Matched Income Data]		1,026.00	12,685.58		
28/03/2022	DIVIDEND FROM BHP GROUP DIV AI385/00368341 [System Matched Income Data]		732.36	13,417.94		
30/03/2022	DIVIDEND FROM WESFARMERS LTD INT22/01028056 [System Matched Income Data]		212.80	13,630.74		
31/03/2022	DIVIDEND FROM COLES GROUP LTD INT22/01099594 [System Matched Income Data]		87.78	13,718.52		
01/04/2022	DIVIDEND FROM TLS ITM DIV 001274280255 [System Matched Income Data]		776.80	14,495.32		
12/04/2022	DIVIDEND FROM QBE DIVIDEND 21FPA/00835077		41.30	14,536.62		
30/06/2022	CLOSING BALANCE			14,536.62		
		1,450.00	11,103.33			



# ANZ BUSINESS ESSENTIALS STATEMENT

STATEMENT NUMBER 35  
24 JUNE 2021 TO 24 SEPTEMBER 2021

THE TRUSTEE  
AB AND YA BUTTENSHAW SUPER FUND  
20 SEACOURT AVE  
DUDLEY NSW 2290

## WELCOME TO YOUR ANZ ACCOUNT AT A GLANCE

### Account Details


ALLAN BRUCE BUTTENSHAW & YVONNE ANNETTE  
BUTTENSHAW ATF AB & YA BUTTENSHAW SUPER  
FUND

### Branch Number (BSB)

012-571

### Account Number

2658-77721



## NEED TO GET IN TOUCH?



**ANZ Internet Banking**  
anz.com

OR



**Enquiries:** 13 13 14  
**Lost/Stolen Cards:** 1800 033 844

# ANZ BUSINESS ESSENTIALS STATEMENT

Account Number 2658-77721

## Transaction Details

Please retain this statement for taxation purposes

Date	Transaction Details	Withdrawals (\$)	Deposits (\$)	Balance (\$)
<b>2021</b>				
<b>24 JUN</b>	<b>OPENING BALANCE</b>			<b>3,782.81</b>
	<b>TOTALS AT END OF PAGE</b>	<b>\$0.00</b>	<b>\$0.00</b>	
	<b>TOTALS AT END OF PERIOD</b>	<b>\$0.00</b>	<b>\$0.00</b>	<b>\$3,782.81</b>

### No transaction fees\* for ANZ cardholders across the new atmX by Armaguard network

As an ANZ cardholder you can withdraw cash or make a balance enquiry, with no transaction fee\* at any atmX by Armaguard ATM.

\*Terms and conditions apply.

Visit [www.anz.com.au/ways-to-bank/atms](http://www.anz.com.au/ways-to-bank/atms) for further detail and terms and conditions.

## IMPORTANT INFORMATION

### PLEASE CHECK THE ENTRIES AND CALL 13 13 14 REGARDING ANY ERRORS ON THIS STATEMENT.

All entries generated are subject to authorisation and verification and if necessary, adjustments will appear on a later statement.

If you have a complaint or unresolved issue with ANZ's product or service please call our National Feedback Line **1800 805 154** and advise us. Further information in relation to ANZ's dispute resolution process and this product (including details of benefits or fees and charges) is available on request and you can access this information by reviewing the Terms and Conditions, and Fees and Charges brochures which can be found at [www.anz.com](http://www.anz.com) or by calling **13 13 14**.



# ANZ BUSINESS ESSENTIALS STATEMENT

STATEMENT NUMBER 36

24 SEPTEMBER 2021 TO 24 DECEMBER 2021

THE TRUSTEE  
AB AND YA BUTTENSHAW SUPER FUND  
20 SEACOURT AVE  
DUDLEY NSW 2290

## WELCOME TO YOUR ANZ ACCOUNT AT A GLANCE

### Account Details

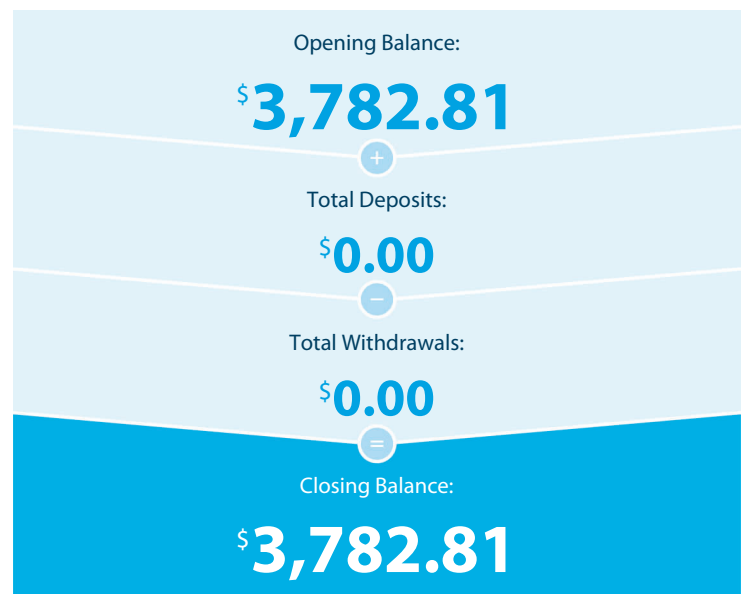
ALLAN BRUCE BUTTENSHAW & YVONNE ANNETTE  
BUTTENSHAW ATF AB & YA BUTTENSHAW SUPER  
FUND

### Branch Number (BSB)

012-571

### Account Number

2658-77721



## NEED TO GET IN TOUCH?



**ANZ Internet Banking**  
anz.com

OR



**Enquiries:** 13 13 14  
**Lost/Stolen Cards:** 1800 033 844

# ANZ BUSINESS ESSENTIALS STATEMENT

Account Number 2658-77721

## Transaction Details

Please retain this statement for taxation purposes

Date	Transaction Details	Withdrawals (\$)	Deposits (\$)	Balance (\$)
<b>2021</b>				
<b>24 SEP</b>	<b>OPENING BALANCE</b>			<b>3,782.81</b>
	<b>TOTALS AT END OF PAGE</b>	<b>\$0.00</b>	<b>\$0.00</b>	
	<b>TOTALS AT END OF PERIOD</b>	<b>\$0.00</b>	<b>\$0.00</b>	<b>\$3,782.81</b>

## IMPORTANT INFORMATION

### PLEASE CHECK THE ENTRIES AND CALL 13 13 14 REGARDING ANY ERRORS ON THIS STATEMENT.

All entries generated are subject to authorisation and verification and if necessary, adjustments will appear on a later statement.

If you have a complaint or unresolved issue with ANZ's product or service please call our National Feedback Line **1800 805 154** and advise us. Further information in relation to ANZ's dispute resolution process and this product (including details of benefits or fees and charges) is available on request and you can access this information by reviewing the Terms and Conditions, and Fees and Charges brochures which can be found at [www.anz.com](http://www.anz.com) or by calling **13 13 14**.



# ANZ BUSINESS ESSENTIALS STATEMENT

STATEMENT NUMBER 37

24 DECEMBER 2021 TO 24 JUNE 2022

THE TRUSTEE  
AB AND YA BUTTENSHAW SUPER FUND  
20 SEACOURT AVE  
DUDLEY NSW 2290

## WELCOME TO YOUR ANZ ACCOUNT AT A GLANCE

### Account Details

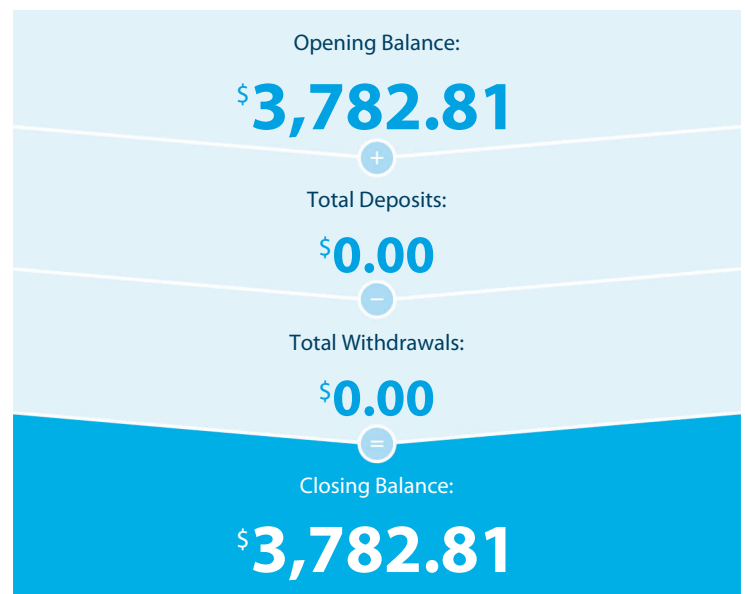
ALLAN BRUCE BUTTENSHAW & YVONNE ANNETTE  
BUTTENSHAW ATF AB & YA BUTTENSHAW SUPER  
FUND

### Branch Number (BSB)

012-571

### Account Number

2658-77721



## NEED TO GET IN TOUCH?



**ANZ Internet Banking**  
anz.com

OR



**Enquiries:** 13 13 14  
**Lost/Stolen Cards:** 1800 033 844

# ANZ BUSINESS ESSENTIALS STATEMENT

Account Number 2658-77721

## Transaction Details

Please retain this statement for taxation purposes

Date	Transaction Details	Withdrawals (\$)	Deposits (\$)	Balance (\$)
2021				
24 DEC	OPENING BALANCE			3,782.81
	TOTALS AT END OF PAGE	\$0.00	\$0.00	
	TOTALS AT END OF PERIOD	\$0.00	\$0.00	\$3,782.81

## IMPORTANT INFORMATION

### PLEASE CHECK THE ENTRIES AND CALL 13 13 14 REGARDING ANY ERRORS ON THIS STATEMENT.

All entries generated are subject to authorisation and verification, and if necessary, adjustments will appear on a later statement.

Further information in relation to this product (including details of benefits or fees and charges) is available on request and you can access this information by reviewing the Terms and Conditions, and Fees and Charges brochures which can be found at [anz.com](http://anz.com) or by calling 13 13 14.

If you have a complaint about an ANZ product or service, please contact us and we will try to resolve the issue as quickly as possible. Our customer complaints guide is available at <https://www.anz.com.au/support/contact-us/compliments-suggestions-complaints/>, alternatively you may wish to:

- Call us:**
- General enquiries **13 13 14**
  - If you're overseas **+61 3 9683 9999**
  - ANZ Complaint Resolution Team on **1800 805 154**
  - If you're deaf, hard of hearing and/or have a speech impairment, call **133 677** or visit the **National Relay Service** at: <https://nrschat.nrscall.gov.au/nrs/internetrelay>

- Write to us:** ANZ Complaint Resolution Team  
Locked Bag 4050,  
South Melbourne VIC 3205  
or **ANZ online complaints form:**  
<https://www.anz.com.au/support/contact-us/compliments-suggestions-complaints/feedback/>

- Visit us:** At your nearest ANZ branch.  
If you have a Relationship Manager, please feel free to contact them.

If an issue has not been resolved to your satisfaction, you can lodge a complaint with the Australian Financial Complaints Authority (AFCA). AFCA provides fair and independent financial services complaint resolution that is free to consumers.

- Call:** **1800 931 678** (free call within Australia), or **+61 1800 931 678** (International)
- Write to:** **Australian Financial Complaints Authority Limited**  
GPO Box 3,  
Melbourne VIC 3001
- Online:** Email: [info@afca.org.au](mailto:info@afca.org.au)  
Web: [www.afca.org.au](http://www.afca.org.au)





# ANZ BUSINESS ESSENTIALS STATEMENT

STATEMENT NUMBER 38  
24 JUNE 2022 TO 23 DECEMBER 2022

THE TRUSTEE  
AB AND YA BUTTENSHAW SUPER FUND  
20 SEACOURT AVE  
DUDLEY NSW 2290

## WELCOME TO YOUR ANZ ACCOUNT AT A GLANCE

### Account Details

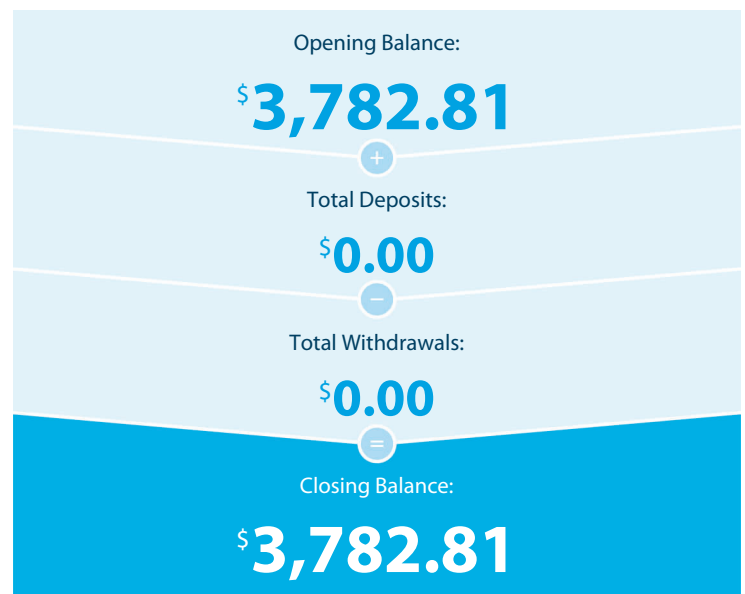
ALLAN BRUCE BUTTENSHAW & YVONNE ANNETTE  
BUTTENSHAW ATF AB & YA BUTTENSHAW SUPER  
FUND

### Branch Number (BSB)

012-571

### Account Number

2658-77721



## NEED TO GET IN TOUCH?



**ANZ Internet Banking**  
anz.com

OR



**Enquiries:** 13 13 14  
**Lost/Stolen Cards:** 1800 033 844

# ANZ BUSINESS ESSENTIALS STATEMENT

Account Number 2658-77721

## Transaction Details

Please retain this statement for taxation purposes

Date	Transaction Details	Withdrawals (\$)	Deposits (\$)	Balance (\$)
<b>2022</b>				
<b>24 JUN</b>	<b>OPENING BALANCE</b>			<b>3,782.81</b>
	<b>TOTALS AT END OF PAGE</b>	<b>\$0.00</b>	<b>\$0.00</b>	
	<b>TOTALS AT END OF PERIOD</b>	<b>\$0.00</b>	<b>\$0.00</b>	<b>\$3,782.81</b>

## IMPORTANT INFORMATION

### PLEASE CHECK THE ENTRIES AND CALL 13 13 14 REGARDING ANY ERRORS ON THIS STATEMENT.

All entries generated are subject to authorisation and verification, and if necessary, adjustments will appear on a later statement.

Further information in relation to this product (including details of benefits or fees and charges) is available on request and you can access this information by reviewing the Terms and Conditions, and Fees and Charges brochures which can be found at [anz.com](http://anz.com) or by calling **13 13 14**.

If you have a complaint about an ANZ product or service, please contact us and we will try to resolve the issue as quickly as possible. Our customer complaints guide is available at <https://www.anz.com.au/support/contact-us/compliments-suggestions-complaints/>, alternatively you may wish to:

- Call us:**
- General enquiries **13 13 14**
  - If you're overseas **+61 3 9683 9999**
  - ANZ Complaint Resolution Team on **1800 805 154**
  - If you're deaf, hard of hearing and/or have a speech impairment, call **133 677** or visit the **National Relay Service** at: <https://nrchat.nrscall.gov.au/nrs/internetrelay>

- Write to us:** ANZ Complaint Resolution Team  
Locked Bag 4050,  
South Melbourne VIC 3205  
or **ANZ online complaints form:**  
<https://www.anz.com.au/support/contact-us/compliments-suggestions-complaints/feedback/>

- Visit us:** At your nearest ANZ branch.  
If you have a Relationship Manager, please feel free to contact them.

If an issue has not been resolved to your satisfaction, you can lodge a complaint with the Australian Financial Complaints Authority (AFCA). AFCA provides fair and independent financial services complaint resolution that is free to consumers.

- Call:** **1800 931 678** (free call within Australia), or **+61 1800 931 678** (International)
- Write to:** **Australian Financial Complaints Authority Limited**  
GPO Box 3,  
Melbourne VIC 3001
- Online:** Email: [info@afca.org.au](mailto:info@afca.org.au)  
Web: [www.afca.org.au](http://www.afca.org.au)



# ANZ BUSINESS ESSENTIALS STATEMENT

STATEMENT NUMBER 39

16 JUNE 2021 TO 16 SEPTEMBER 2021

THE TRUSTEE  
AB AND YA BUTTENSHAW SUPER FUND  
20 SEACOURT AVE  
DUDLEY NSW 2290

## WELCOME TO YOUR ANZ ACCOUNT AT A GLANCE

### Account Details

ALLAN BRUCE BUTTENSHAW & YVONNE ANNETTE  
BUTTENSHAW ATF AB & YA BUTTENSHAW SUPER  
FUND

### Branch Number (BSB)

012-571

### Account Number

2789-26473



## NEED TO GET IN TOUCH?



**ANZ Internet Banking**  
anz.com

OR



**Enquiries:** 13 13 14  
**Lost/Stolen Cards:** 1800 033 844

# ANZ BUSINESS ESSENTIALS STATEMENT

Account Number 2789-26473

## Transaction Details

Please retain this statement for taxation purposes

Date	Transaction Details	Withdrawals (\$)	Deposits (\$)	Balance (\$)
<b>2021</b>				
<b>16 JUN</b>	<b>OPENING BALANCE</b>			<b>15,176.50</b>
30 JUN	<b>CREDIT INTEREST PAID</b>		0.66	15,177.16
16 JUL	<b>ANZ INTERNET BANKING FUNDS TFER</b> TRANSFER 523863 TO 012571499287134	1,285.75		13,891.41
30 JUL	<b>CREDIT INTEREST PAID</b>		0.60	13,892.01
10 AUG	<b>TRANSFER</b> FROM CMC MARKETS STOC 17194355		1,450.00	15,342.01
16 AUG	<b>ANZ INTERNET BANKING FUNDS TFER</b> TRANSFER 296878 TO 012571499287134	1,285.75		14,056.26
31 AUG	<b>ANZ INTERNET BANKING PAYMENT 283741</b> TO SUPERHELP AUSTRALIA	550.00		13,506.26
31 AUG	<b>CREDIT INTEREST PAID</b>		0.62	13,506.88
16 SEP	<b>ANZ INTERNET BANKING FUNDS TFER</b> TRANSFER 779808 TO 012571499287134	1,285.75		12,221.13
	<b>TOTALS AT END OF PAGE</b>	<b>\$4,407.25</b>	<b>\$1,451.88</b>	
	<b>TOTALS AT END OF PERIOD</b>	<b>\$4,407.25</b>	<b>\$1,451.88</b>	<b>\$12,221.13</b>

## This Statement Includes

Interest earned on deposits	\$1.88
-----------------------------	--------

## Yearly Summary

Previous Year to 30/06/2021 (\$)

Interest earned on deposits	12.36
-----------------------------	-------

## Fee Summary

Fees Charged for period: 01 JUN 2021 to 30 JUN 2021

### Summary of ANZ Transaction Fees

Transaction Fees	Transactions		Fee Per Transaction (\$)	Total Charge (\$)
	Total	Free Additional		
INTERNET/ONLINE WDL	1.00	1.00	0.60	0.00
<b>Total Transaction Fees Charged</b>				<b>\$0.00</b>

**Please note:** Overseas transaction fees, overseas ATM fees and non ANZ ATM operator fees not included

# ANZ BUSINESS ESSENTIALS STATEMENT

Account Number 2789-26473

Fees Charged for period: 01 JUL 2021 to 30 JUL 2021

## Summary of ANZ Transaction Fees

	Transactions		Fee Per Transaction (\$)	Total Charge (\$)
	Total	Free Additional		
<b>Transaction Fees</b>				
INTERNET/ONLINE WDL	1.00	1.00	0.60	0.00
<b>Total Transaction Fees Charged</b>				<b>\$0.00</b>

**Please note:** Overseas transaction fees, overseas ATM fees and non ANZ ATM operator fees not included

Fees Charged for period: 31 JUL 2021 to 31 AUG 2021

## Summary of ANZ Transaction Fees

	Transactions		Fee Per Transaction (\$)	Total Charge (\$)
	Total	Free Additional		
<b>Transaction Fees</b>				
INTERNET/ONLINE WDL	2.00	2.00	0.60	0.00
EFTPOS/PHONE BANKING WDL	1.00	1.00	0.60	0.00
<b>Total Transaction Fees Charged</b>				<b>\$0.00</b>

**Please note:** Overseas transaction fees, overseas ATM fees and non ANZ ATM operator fees not included

**Please note:** Your fee cycle may not always reconcile with your statement cycle. This statement date ends on 16/09/21 and the monthly fee cycle, as appears above, ended on 31/08/21.

## Summary of Relationship Benefit for this account

Amount (\$)

**Your Relationship Benefit** 3.00

### This is made up of:

Value of Free Transactions 3.00

## No transaction fees\* for ANZ cardholders across the new atmx by Armaguard network

As an ANZ cardholder you can withdraw cash or make a balance enquiry, with no transaction fee\* at any atmx by Armaguard ATM.

\*Terms and conditions apply.

Visit [www.anz.com.au/ways-to-bank/atms](http://www.anz.com.au/ways-to-bank/atms) for further detail and terms and conditions.

# ANZ BUSINESS ESSENTIALS STATEMENT

Account Number 2789-26473

## IMPORTANT INFORMATION

### PLEASE CHECK THE ENTRIES AND CALL 13 13 14 REGARDING ANY ERRORS ON THIS STATEMENT.

All entries generated are subject to authorisation and verification and if necessary, adjustments will appear on a later statement.

If you have a complaint or unresolved issue with ANZ's product or service please call our National Feedback Line **1800 805 154** and advise us. Further information in relation to ANZ's dispute resolution process and this product (including details of benefits or fees and charges) is available on request and you can access this information by reviewing the Terms and Conditions, and Fees and Charges brochures which can be found at [www.anz.com](http://www.anz.com) or by calling **13 13 14**.



# ANZ BUSINESS ESSENTIALS STATEMENT

STATEMENT NUMBER 40

16 SEPTEMBER 2021 TO 16 DECEMBER 2021

THE TRUSTEE  
AB AND YA BUTTENSHAW SUPER FUND  
20 SEACOURT AVE  
DUDLEY NSW 2290

## WELCOME TO YOUR ANZ ACCOUNT AT A GLANCE

### Account Details

ALLAN BRUCE BUTTENSHAW & YVONNE ANNETTE  
BUTTENSHAW ATF AB & YA BUTTENSHAW SUPER  
FUND

### Branch Number (BSB)

012-571

### Account Number

2789-26473



## NEED TO GET IN TOUCH?



**ANZ Internet Banking**  
anz.com

OR



**Enquiries:** 13 13 14  
**Lost/Stolen Cards:** 1800 033 844

# ANZ BUSINESS ESSENTIALS STATEMENT

Account Number 2789-26473

## Transaction Details

Please retain this statement for taxation purposes

Date	Transaction Details	Withdrawals (\$)	Deposits (\$)	Balance (\$)
<b>2021</b>				
<b>16 SEP</b>	<b>OPENING BALANCE</b>			<b>12,221.13</b>
30 SEP	<b>CREDIT INTEREST PAID</b>		0.53	12,221.66
18 OCT	<b>ANZ INTERNET BANKING FUNDS TFER</b> TRANSFER 810998 TO 012571499287134 EFFECTIVE DATE 16 OCT 2021	1,285.75		10,935.91
20 OCT	<b>ANZ INTERNET BANKING PAYMENT 887688</b> TO SUPERHELP AUSTRALIA	1,000.00		9,935.91
29 OCT	<b>CREDIT INTEREST PAID</b>		0.20	9,936.11
04 NOV	<b>TRANSFER</b> FROM ATO ATO003000015818386		2,360.24	12,296.35
16 NOV	<b>ANZ INTERNET BANKING FUNDS TFER</b> TRANSFER 854114 TO 012571499287134	1,285.75		11,010.60
30 NOV	<b>CREDIT INTEREST PAID</b>		0.10	11,010.70
16 DEC	<b>ANZ INTERNET BANKING FUNDS TFER</b> TRANSFER 520286 TO 012571499287134	1,285.75		9,724.95
	<b>TOTALS AT END OF PAGE</b>	<b>\$4,857.25</b>	<b>\$2,361.07</b>	
	<b>TOTALS AT END OF PERIOD</b>	<b>\$4,857.25</b>	<b>\$2,361.07</b>	<b>\$9,724.95</b>

### This Statement Includes

Interest earned on deposits	\$0.83
-----------------------------	--------

### Fee Summary

Fees Charged for period: 01 SEP 2021 to 30 SEP 2021

Summary of ANZ Transaction Fees	Transactions		Fee Per Transaction (\$)	Total Charge (\$)
	Total	Free Additional		
<b>Transaction Fees</b>				
INTERNET/ONLINE WDL	1.00	1.00	0.60	0.00
<b>Total Transaction Fees Charged</b>				<b>\$0.00</b>

**Please note:** Overseas transaction fees, overseas ATM fees and non ANZ ATM operator fees not included



# ANZ BUSINESS ESSENTIALS STATEMENT

Account Number 2789-26473

Fees Charged for period: 01 OCT 2021 to 29 OCT 2021

## Summary of ANZ Transaction Fees

	Transactions		Fee Per Transaction (\$)	Total Charge (\$)
	Total	Free Additional		
<b>Transaction Fees</b>				
INTERNET/ONLINE WDL	2.00	2.00	0.60	0.00
<b>Total Transaction Fees Charged</b>				<b>\$0.00</b>

**Please note:** Overseas transaction fees, overseas ATM fees and non ANZ ATM operator fees not included

Fees Charged for period: 30 OCT 2021 to 30 NOV 2021

## Summary of ANZ Transaction Fees

	Transactions		Fee Per Transaction (\$)	Total Charge (\$)
	Total	Free Additional		
<b>Transaction Fees</b>				
INTERNET/ONLINE WDL	1.00	1.00	0.60	0.00
EFTPOS/PHONE BANKING WDL	1.00	1.00	0.60	0.00
<b>Total Transaction Fees Charged</b>				<b>\$0.00</b>

**Please note:** Overseas transaction fees, overseas ATM fees and non ANZ ATM operator fees not included

**Please note:** Your fee cycle may not always reconcile with your statement cycle. This statement date ends on 16/12/21 and the monthly fee cycle, as appears above, ended on 30/11/21.

## Summary of Relationship Benefit for this account

Amount (\$)

**Your Relationship Benefit** 3.00

### This is made up of:

Value of Free Transactions 3.00

## IMPORTANT INFORMATION

### PLEASE CHECK THE ENTRIES AND CALL 13 13 14 REGARDING ANY ERRORS ON THIS STATEMENT.

All entries generated are subject to authorisation and verification and if necessary, adjustments will appear on a later statement.

If you have a complaint or unresolved issue with ANZ's product or service please call our National Feedback Line **1800 805 154** and advise us. Further information in relation to ANZ's dispute resolution process and this product (including details of benefits or fees and charges) is available on request and you can access this information by reviewing the Terms and Conditions, and Fees and Charges brochures which can be found at [www.anz.com](http://www.anz.com) or by calling **13 13 14**.





# ANZ BUSINESS ESSENTIALS STATEMENT

STATEMENT NUMBER 41

16 DECEMBER 2021 TO 16 MARCH 2022

THE TRUSTEE  
AB AND YA BUTTENSHAW SUPER FUND  
20 SEACOURT AVE  
DUDLEY NSW 2290

## WELCOME TO YOUR ANZ ACCOUNT AT A GLANCE

### Account Details

ALLAN BRUCE BUTTENSHAW & YVONNE ANNETTE  
BUTTENSHAW ATF AB & YA BUTTENSHAW SUPER  
FUND

### Branch Number (BSB)

012-571

### Account Number

2789-26473



## NEED TO GET IN TOUCH?



**ANZ Internet Banking**  
anz.com

OR



**Enquiries:** 13 13 14  
**Lost/Stolen Cards:** 1800 033 844

# ANZ BUSINESS ESSENTIALS STATEMENT

Account Number 2789-26473

## Transaction Details

Please retain this statement for taxation purposes

Date	Transaction Details	Withdrawals (\$)	Deposits (\$)	Balance (\$)
<b>2021</b>				
16 DEC	<b>OPENING BALANCE</b>			<b>9,724.95</b>
31 DEC	<b>CREDIT INTEREST PAID</b>		0.08	9,725.03
<b>2022</b>				
17 JAN	<b>ANZ INTERNET BANKING FUNDS TFER</b> TRANSFER 519201 TO 012571499287134 EFFECTIVE DATE 16 JAN 2022	1,285.75		8,439.28
31 JAN	<b>CREDIT INTEREST PAID</b>		0.08	8,439.36
16 FEB	<b>ANZ INTERNET BANKING FUNDS TFER</b> TRANSFER 298822 TO 012571499287134	1,285.75		7,153.61
28 FEB	<b>CREDIT INTEREST PAID</b>		0.06	7,153.67
09 MAR	<b>TRANSFER</b> FROM SYD SCHEME PYMT AUD01/00852766		18,375.00	25,528.67
16 MAR	<b>ANZ INTERNET BANKING FUNDS TFER</b> TRANSFER 395438 TO 012571499287134	1,285.75		24,242.92
<b>TOTALS AT END OF PAGE</b>		<b>\$3,857.25</b>	<b>\$18,375.22</b>	
<b>TOTALS AT END OF PERIOD</b>		<b>\$3,857.25</b>	<b>\$18,375.22</b>	<b>\$24,242.92</b>

### This Statement Includes

Interest earned on deposits	\$0.22
-----------------------------	--------

### Fee Summary

Fees Charged for period: 01 DEC 2021 to 31 DEC 2021

#### Summary of ANZ Transaction Fees

	Transactions		Fee Per Transaction (\$)	Total Charge (\$)
	Total	Free Additional		
<b>Transaction Fees</b>				
INTERNET/ONLINE WDL	1.00	1.00	0.60	0.00
<b>Total Transaction Fees Charged</b>				<b>\$0.00</b>

**Please note:** Overseas transaction fees, overseas ATM fees and non ANZ ATM operator fees not included

Fees Charged for period: 01 JAN 2022 to 31 JAN 2022

#### Summary of ANZ Transaction Fees

	Transactions		Fee Per Transaction (\$)	Total Charge (\$)
	Total	Free Additional		
<b>Transaction Fees</b>				
INTERNET/ONLINE WDL	1.00	1.00	0.60	0.00
<b>Total Transaction Fees Charged</b>				<b>\$0.00</b>

**Please note:** Overseas transaction fees, overseas ATM fees and non ANZ ATM operator fees not included

# ANZ BUSINESS ESSENTIALS STATEMENT

Account Number 2789-26473

Fees Charged for period: 01 FEB 2022 to 28 FEB 2022

## Summary of ANZ Transaction Fees

	Transactions		Fee Per Transaction (\$)	Total Charge (\$)
	Total	Free Additional		
<b>Transaction Fees</b>				
INTERNET/ONLINE WDL	1.00	1.00	0.60	0.00
<b>Total Transaction Fees Charged</b>				<b>\$0.00</b>

**Please note:** Overseas transaction fees, overseas ATM fees and non ANZ ATM operator fees not included

**Please note:** Your fee cycle may not always reconcile with your statement cycle. This statement date ends on 16/03/22 and the monthly fee cycle, as appears above, ended on 28/02/22.

## Summary of Relationship Benefit for this account

Amount (\$)

<b>Your Relationship Benefit</b>	<b>1.80</b>
<b>This is made up of:</b>	
Value of Free Transactions	1.80

## IMPORTANT INFORMATION

### PLEASE CHECK THE ENTRIES AND CALL 13 13 14 REGARDING ANY ERRORS ON THIS STATEMENT.

All entries generated are subject to authorisation and verification, and if necessary, adjustments will appear on a later statement.

Further information in relation to this product (including details of benefits or fees and charges) is available on request and you can access this information by reviewing the Terms and Conditions, and Fees and Charges brochures which can be found at [anz.com](https://anz.com) or by calling **13 13 14**.

If you have a complaint about an ANZ product or service, please contact us and we will try to resolve the issue as quickly as possible. Our customer complaints guide is available at <https://www.anz.com.au/support/contact-us/compliments-suggestions-complaints/>, alternatively you may wish to:

- Call**
- General enquiries **13 13 14**
- us:**
- If you're overseas **+61 3 9683 9999**
  - ANZ Complaint Resolution Team on **1800 805 154**
  - If you're deaf, hard of hearing and/or have a speech impairment, call **133 677** or visit the **National Relay Service** at:  
<https://nrschat.nrscall.gov.au/nrs/internetrelay>

**Write** ANZ Complaint Resolution Team  
**to us:** Locked Bag 4050,  
South Melbourne VIC 3205  
or **ANZ online complaints form:**  
<https://www.anz.com.au/support/contact-us/compliments-suggestions-complaints/feedback/>

**Visit** At your nearest ANZ branch.  
**us:** If you have a Relationship Manager, please feel free to contact them.

If an issue has not been resolved to your satisfaction, you can lodge a complaint with the Australian Financial Complaints Authority (**AFCA**). AFCA provides fair and independent financial services complaint resolution that is free to consumers.

**Call:** **1800 931 678** (free call within Australia), or **+61 1800 931 678** (International)  
**Online:** Email: [info@afca.org.au](mailto:info@afca.org.au)  
Web: [www.afca.org.au](http://www.afca.org.au)

**Write Australian Financial Complaints Authority Limited**  
**to:** GPO Box 3,  
Melbourne VIC 3001



# ANZ BUSINESS ESSENTIALS STATEMENT

STATEMENT NUMBER 42  
16 MARCH 2022 TO 16 JUNE 2022

THE TRUSTEE  
AB AND YA BUTTENSHAW SUPER FUND  
20 SEACOURT AVE  
DUDLEY NSW 2290

## WELCOME TO YOUR ANZ ACCOUNT AT A GLANCE

### Account Details

ALLAN BRUCE BUTTENSHAW & YVONNE ANNETTE  
BUTTENSHAW ATF AB & YA BUTTENSHAW SUPER  
FUND

### Branch Number (BSB)

012-571

### Account Number

2789-26473



## NEED TO GET IN TOUCH?



**ANZ Internet Banking**  
anz.com

OR



**Enquiries:** 13 13 14  
**Lost/Stolen Cards:** 1800 033 844

# ANZ BUSINESS ESSENTIALS STATEMENT

Account Number 2789-26473

## Transaction Details

Please retain this statement for taxation purposes

Date	Transaction Details	Withdrawals (\$)	Deposits (\$)	Balance (\$)
<b>2022</b>				
<b>16 MAR</b>	<b>OPENING BALANCE</b>			<b>24,242.92</b>
31 MAR	<b>CREDIT INTEREST PAID</b>		0.17	24,243.09
19 APR	<b>ANZ INTERNET BANKING FUNDS TFER</b> TRANSFER 173858 TO 012571499287134 EFFECTIVE DATE 16 APR 2022	1,285.75		22,957.34
29 APR	<b>CREDIT INTEREST PAID</b>		0.19	22,957.53
16 MAY	<b>ANZ INTERNET BANKING FUNDS TFER</b> TRANSFER 324997 TO 012571499287134	1,285.75		21,671.78
31 MAY	<b>CREDIT INTEREST PAID</b>		0.19	21,671.97
16 JUN	<b>ANZ INTERNET BANKING FUNDS TFER</b> TRANSFER 919165 TO 012571499287134	1,285.75		20,386.22
	<b>TOTALS AT END OF PAGE</b>	<b>\$3,857.25</b>	<b>\$0.55</b>	
	<b>TOTALS AT END OF PERIOD</b>	<b>\$3,857.25</b>	<b>\$0.55</b>	<b>\$20,386.22</b>

## This Statement Includes

Interest earned on deposits	\$0.55
-----------------------------	--------

## Fee Summary

Fees Charged for period: 01 MAR 2022 to 31 MAR 2022

### Summary of ANZ Transaction Fees

	Transactions		Fee Per Transaction (\$)	Total Charge (\$)
	Total	Free Additional		
<b>Transaction Fees</b>				
INTERNET/ONLINE WDL	1.00	1.00	0.60	0.00
EFTPOS/PHONE BANKING WDL	1.00	1.00	0.60	0.00
<b>Total Transaction Fees Charged</b>				<b>\$0.00</b>

**Please note:** Overseas transaction fees, overseas ATM fees and non ANZ ATM operator fees not included

Fees Charged for period: 01 APR 2022 to 29 APR 2022

### Summary of ANZ Transaction Fees

	Transactions		Fee Per Transaction (\$)	Total Charge (\$)
	Total	Free Additional		
<b>Transaction Fees</b>				
INTERNET/ONLINE WDL	1.00	1.00	0.60	0.00
<b>Total Transaction Fees Charged</b>				<b>\$0.00</b>

**Please note:** Overseas transaction fees, overseas ATM fees and non ANZ ATM operator fees not included



# ANZ BUSINESS ESSENTIALS STATEMENT

Account Number 2789-26473

Fees Charged for period: 30 APR 2022 to 31 MAY 2022

## Summary of ANZ Transaction Fees

	Transactions		Fee Per Transaction (\$)	Total Charge (\$)
	Total	Free Additional		
<b>Transaction Fees</b>				
INTERNET/ONLINE WDL	1.00	1.00	0.60	0.00
<b>Total Transaction Fees Charged</b>				<b>\$0.00</b>

**Please note:** Overseas transaction fees, overseas ATM fees and non ANZ ATM operator fees not included

**Please note:** Your fee cycle may not always reconcile with your statement cycle. This statement date ends on 16/06/22 and the monthly fee cycle, as appears above, ended on 31/05/22.

## Summary of Relationship Benefit for this account

Amount (\$)

<b>Your Relationship Benefit</b>	<b>2.40</b>
<b>This is made up of:</b>	
Value of Free Transactions	2.40

## IMPORTANT INFORMATION

### PLEASE CHECK THE ENTRIES AND CALL 13 13 14 REGARDING ANY ERRORS ON THIS STATEMENT.

All entries generated are subject to authorisation and verification, and if necessary, adjustments will appear on a later statement.

Further information in relation to this product (including details of benefits or fees and charges) is available on request and you can access this information by reviewing the Terms and Conditions, and Fees and Charges brochures which can be found at [anz.com](https://anz.com) or by calling **13 13 14**.

If you have a complaint about an ANZ product or service, please contact us and we will try to resolve the issue as quickly as possible. Our customer complaints guide is available at <https://www.anz.com.au/support/contact-us/compliments-suggestions-complaints/>, alternatively you may wish to:

- |             |  |               |  |              |   |
|-------------|--|---------------|--|--------------|---|
| <b>Call</b> | <ul style="list-style-type: none"><li>• General enquiries <b>13 13 14</b></li></ul>  | <b>Write</b>  | ANZ Complaint Resolution Team  | <b>Visit</b> | At your nearest ANZ branch.   |
| <b>us:</b>  | <ul style="list-style-type: none"><li>• If you're overseas <b>+61 3 9683 9999</b></li><li>• ANZ Complaint Resolution Team on <b>1800 805 154</b></li><li>• If you're deaf, hard of hearing and/or have a speech impairment, call <b>133 677</b> or visit the <b>National Relay Service</b> at:<br/><a href="https://nrschat.nrscall.gov.au/nrs/internetrelay">https://nrschat.nrscall.gov.au/nrs/internetrelay</a></li></ul> | <b>to us:</b> | Locked Bag 4050,<br>South Melbourne VIC 3205<br>or <b>ANZ online complaints form:</b><br><a href="https://www.anz.com.au/support/contact-us/compliments-suggestions-complaints/feedback/">https://www.anz.com.au/support/contact-us/compliments-suggestions-complaints/feedback/</a> | <b>us:</b>   | If you have a Relationship Manager, please feel free to contact them. |

If an issue has not been resolved to your satisfaction, you can lodge a complaint with the Australian Financial Complaints Authority (**AFCA**). AFCA provides fair and independent financial services complaint resolution that is free to consumers.

- |                |  |              |  |
|----------------|--|--------------|--|
| <b>Call:</b>   | <b>1800 931 678</b> (free call within Australia),<br>or <b>+61 1800 931 678</b> (International)                            | <b>Write</b> | <b>Australian Financial Complaints Authority Limited</b> |
| <b>Online:</b> | Email: <a href="mailto:info@afca.org.au">info@afca.org.au</a><br>Web: <a href="http://www.afca.org.au">www.afca.org.au</a> | <b>to:</b>   | GPO Box 3,<br>Melbourne VIC 3001                         |



# ANZ BUSINESS ESSENTIALS STATEMENT

STATEMENT NUMBER 43

16 JUNE 2022 TO 16 SEPTEMBER 2022

THE TRUSTEE  
AB AND YA BUTTENSCHAW SUPER FUND  
20 SEACOURT AVE  
DUDLEY NSW 2290

## WELCOME TO YOUR ANZ ACCOUNT AT A GLANCE

### Account Details

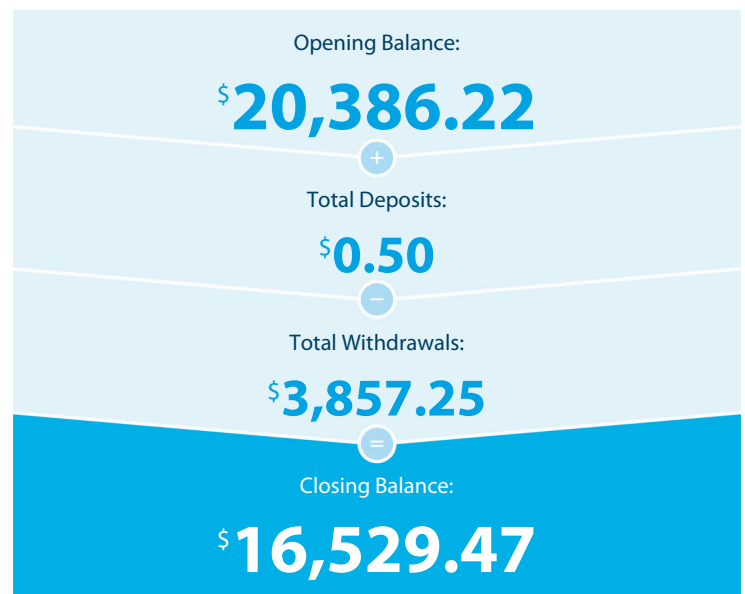
ALLAN BRUCE BUTTENSCHAW & YVONNE ANNETTE  
BUTTENSCHAW ATF AB & YA BUTTENSCHAW SUPER  
FUND

### Branch Number (BSB)

012-571

### Account Number

2789-26473



## NEED TO GET IN TOUCH?



**ANZ Internet Banking**  
anz.com

OR



**Enquiries:** 13 13 14  
**Lost/Stolen Cards:** 1800 033 844

# ANZ BUSINESS ESSENTIALS STATEMENT

Account Number 2789-26473

## Transaction Details

Please retain this statement for taxation purposes

Date	Transaction Details	Withdrawals (\$)	Deposits (\$)	Balance (\$)
<b>2022</b>				
<b>16 JUN</b>	<b>OPENING BALANCE</b>			<b>20,386.22</b>
30 JUN	<b>CREDIT INTEREST PAID</b>		0.18	20,386.40
18 JUL	<b>ANZ INTERNET BANKING FUNDS TFER</b> TRANSFER 407824 TO 012571499287134 EFFECTIVE DATE 16 JUL 2022	1,285.75		19,100.65
29 JUL	<b>CREDIT INTEREST PAID</b>		0.15	19,100.80
16 AUG	<b>ANZ INTERNET BANKING FUNDS TFER</b> TRANSFER 382287 TO 012571499287134	1,285.75		17,815.05
31 AUG	<b>CREDIT INTEREST PAID</b>		0.17	17,815.22
16 SEP	<b>ANZ INTERNET BANKING FUNDS TFER</b> TRANSFER 295870 TO 012571499287134	1,285.75		16,529.47
	<b>TOTALS AT END OF PAGE</b>	<b>\$3,857.25</b>	<b>\$0.50</b>	
	<b>TOTALS AT END OF PERIOD</b>	<b>\$3,857.25</b>	<b>\$0.50</b>	<b>\$16,529.47</b>

## This Statement Includes

Interest earned on deposits	\$0.50
-----------------------------	--------

## Yearly Summary

Previous Year to 30/06/2022 (\$)

Interest earned on deposits	3.00
-----------------------------	------

## Fee Summary

Fees Charged for period: 01 JUN 2022 to 30 JUN 2022

Summary of ANZ Transaction Fees	Transactions		Fee Per Transaction (\$)	Total Charge (\$)
	Total	Free Additional		
<b>Transaction Fees</b>				
INTERNET/ONLINE WDL	1.00	1.00	0.60	0.00
<b>Total Transaction Fees Charged</b>				<b>\$0.00</b>

**Please note:** Overseas transaction fees, overseas ATM fees and non ANZ ATM operator fees not included

# ANZ BUSINESS ESSENTIALS STATEMENT

Account Number 2789-26473

Fees Charged for period: 01 JUL 2022 to 29 JUL 2022

## Summary of ANZ Transaction Fees

	Transactions		Fee Per Transaction (\$)	Total Charge (\$)
	Total	Free Additional		
<b>Transaction Fees</b>				
INTERNET/ONLINE WDL	1.00	1.00	0.60	0.00
<b>Total Transaction Fees Charged</b>				<b>\$0.00</b>

**Please note:** Overseas transaction fees, overseas ATM fees and non ANZ ATM operator fees not included

Fees Charged for period: 30 JUL 2022 to 31 AUG 2022

## Summary of ANZ Transaction Fees

	Transactions		Fee Per Transaction (\$)	Total Charge (\$)
	Total	Free Additional		
<b>Transaction Fees</b>				
INTERNET/ONLINE WDL	1.00	1.00	0.60	0.00
<b>Total Transaction Fees Charged</b>				<b>\$0.00</b>

**Please note:** Overseas transaction fees, overseas ATM fees and non ANZ ATM operator fees not included

**Please note:** Your fee cycle may not always reconcile with your statement cycle. This statement date ends on 16/09/22 and the monthly fee cycle, as appears above, ended on 31/08/22.

## Summary of Relationship Benefit for this account

Amount (\$)

<b>Your Relationship Benefit</b>	<b>1.80</b>
<b>This is made up of:</b>	
Value of Free Transactions	1.80

## IMPORTANT INFORMATION

### PLEASE CHECK THE ENTRIES AND CALL 13 13 14 REGARDING ANY ERRORS ON THIS STATEMENT.

All entries generated are subject to authorisation and verification, and if necessary, adjustments will appear on a later statement.

Further information in relation to this product (including details of benefits or fees and charges) is available on request and you can access this information by reviewing the Terms and Conditions, and Fees and Charges brochures which can be found at [anz.com](https://anz.com) or by calling **13 13 14**.

If you have a complaint about an ANZ product or service, please contact us and we will try to resolve the issue as quickly as possible. Our customer complaints guide is available at <https://www.anz.com.au/support/contact-us/compliments-suggestions-complaints/>, alternatively you may wish to:

- Call**
- General enquiries **13 13 14**
- us:**
- If you're overseas **+61 3 9683 9999**
  - ANZ Complaint Resolution Team on **1800 805 154**
  - If you're deaf, hard of hearing and/or have a speech impairment, call **133 677** or visit the **National Relay Service** at:  
<https://nrschat.nrscall.gov.au/nrs/internetrelay>

**Write** ANZ Complaint Resolution Team  
**to us:** Locked Bag 4050,  
South Melbourne VIC 3205  
or **ANZ online complaints form:**  
<https://www.anz.com.au/support/contact-us/compliments-suggestions-complaints/feedback/>

**Visit** At your nearest ANZ branch.  
**us:** If you have a Relationship Manager, please feel free to contact them.

If an issue has not been resolved to your satisfaction, you can lodge a complaint with the Australian Financial Complaints Authority (**AFCA**). AFCA provides fair and independent financial services complaint resolution that is free to consumers.

**Call:** **1800 931 678** (free call within Australia), or **+61 1800 931 678** (International)  
**Online:** Email: [info@afca.org.au](mailto:info@afca.org.au)  
Web: [www.afca.org.au](http://www.afca.org.au)

**Write Australian Financial Complaints Authority Limited**  
**to:** GPO Box 3,  
Melbourne VIC 3001



# ANZ CASH INVESTMENT ACCT STATEMENT

STATEMENT NUMBER 23  
10 DECEMBER 2021 TO 10 JUNE 2022

AB & YA BUTTENSCHAW S/F A/C  
ALLAN BUTTENSCHAW + YVONNE BUTTENSCHAW  
20 SEACOURT AVE  
DUDLEY NSW 2290

## WELCOME TO YOUR ANZ ACCOUNT AT A GLANCE

### Account Details

SHARE INVESTING LIMITED  
AB & YA BUTTENSCHAW S/F A/C  
ALLAN BUTTENSCHAW + YVONNE BUTTENSCHAW

### Branch Number (BSB)

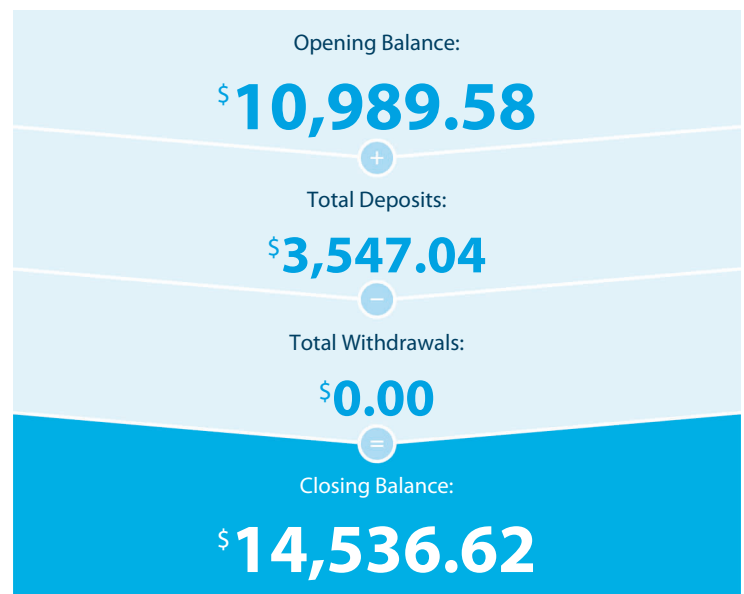
012-012

### Account Number

4403-34426

### Account Descriptor

TRUST ACCOUNT



## NEED TO GET IN TOUCH?



**ANZ Internet Banking**  
anz.com

OR



**Enquiries:** 133350  
**Lost/Stolen Cards:** 1800 033 844

# ANZ CASH INVESTMENT ACCT STATEMENT

Account Number 4403-34426

## Transaction Details

Please retain this statement for taxation purposes

Date	Transaction Details	Withdrawals (\$)	Deposits (\$)	Balance (\$)
<b>2021</b>				
<b>10 DEC</b>	<b>OPENING BALANCE</b>			<b>10,989.58</b>
15 DEC	<b>DIVIDEND</b> FROM NAB FINAL DIV DV222/00540582		670.00	11,659.58
16 DEC	<b>DIVIDEND</b> FROM ANZ DIVIDEND A072/00615997		1,026.00	12,685.58
<b>2022</b>				
28 MAR	<b>DIVIDEND</b> FROM BHP GROUP DIV AI385/00368341		732.36	13,417.94
30 MAR	<b>DIVIDEND</b> FROM WESFARMERS LTD INT22/01028056		212.80	13,630.74
31 MAR	<b>DIVIDEND</b> FROM COLES GROUP LTD INT22/01099594		87.78	13,718.52
01 APR	<b>DIVIDEND</b> FROM TLS ITM DIV 001274280255		776.80	14,495.32
12 APR	<b>DIVIDEND</b> FROM QBE DIVIDEND 21FPA/00835077		41.30	14,536.62
	<b>TOTALS AT END OF PAGE</b>	<b>\$0.00</b>	<b>\$3,547.04</b>	
	<b>TOTALS AT END OF PERIOD</b>	<b>\$0.00</b>	<b>\$3,547.04</b>	<b>\$14,536.62</b>



# ANZ CASH INVESTMENT ACCT STATEMENT

Account Number 4403-34426

## IMPORTANT INFORMATION

### PLEASE CHECK THE ENTRIES AND CALL 13 13 14 REGARDING ANY ERRORS ON THIS STATEMENT.

All entries generated are subject to authorisation and verification, and if necessary, adjustments will appear on a later statement.

Further information in relation to this product (including details of benefits or fees and charges) is available on request and you can access this information by reviewing the Terms and Conditions, and Fees and Charges brochures which can be found at [anz.com](http://anz.com) or by calling **13 13 14**.

If you have a complaint about an ANZ product or service, please contact us and we will try to resolve the issue as quickly as possible. Our customer complaints guide is available at <https://www.anz.com.au/support/contact-us/compliments-suggestions-complaints/>, alternatively you may wish to:

- Call**
- General enquiries **13 13 14**
- us:**
- If you're overseas **+61 3 9683 9999**
  - ANZ Complaint Resolution Team on **1800 805 154**
  - If you're deaf, hard of hearing and/or have a speech impairment, call **133 677** or visit the **National Relay Service** at:  
<https://nrschat.nrscall.gov.au/nrs/internetrelay>

**Write** ANZ Complaint Resolution Team  
**to us:** Locked Bag 4050,  
South Melbourne VIC 3205  
or **ANZ online complaints form:**  
<https://www.anz.com.au/support/contact-us/compliments-suggestions-complaints/feedback/>

**Visit** At your nearest ANZ branch.  
**us:** If you have a Relationship Manager, please feel free to contact them.

If an issue has not been resolved to your satisfaction, you can lodge a complaint with the Australian Financial Complaints Authority (**AFCA**). AFCA provides fair and independent financial services complaint resolution that is free to consumers.

**Call:** **1800 931 678** (free call within Australia), or **+61 1800 931 678** (International)  
**Online:** Email: [info@afca.org.au](mailto:info@afca.org.au)  
Web: [www.afca.org.au](http://www.afca.org.au)

**Write Australian Financial Complaints Authority Limited**  
**to:** GPO Box 3,  
Melbourne VIC 3001





# ANZ CASH INVESTMENT ACCT STATEMENT

STATEMENT NUMBER 24

10 JUNE 2022 TO 09 DECEMBER 2022

AB & YA BUTTENSCHAW S/F A/C  
ALLAN BUTTENSCHAW + YVONNE BUTTENSCHAW  
20 SEACOURT AVE  
DUDLEY NSW 2290

## WELCOME TO YOUR ANZ ACCOUNT AT A GLANCE

### Account Details

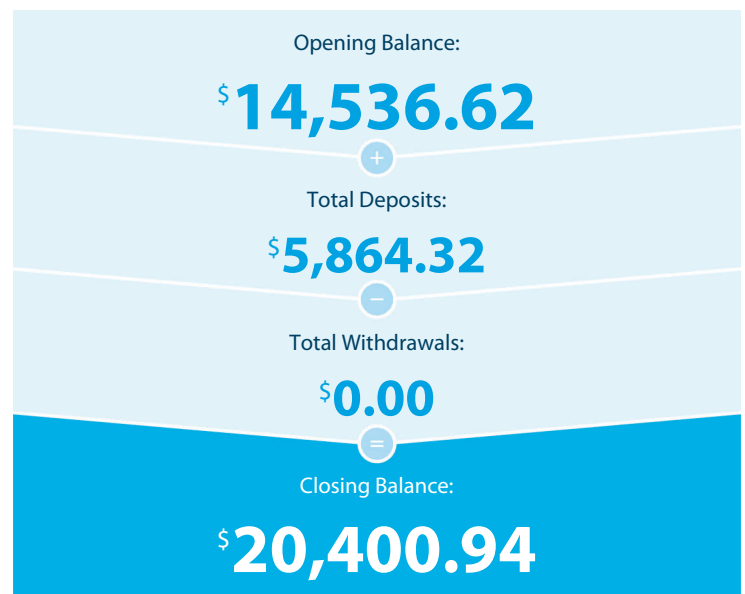
AB & YA BUTTENSCHAW S/F A/C  
ALLAN BUTTENSCHAW + YVONNE BUTTENSCHAW

### Branch Number (BSB)

012-012

### Account Number

4403-34426



## NEED TO GET IN TOUCH?



**ANZ Internet Banking**  
anz.com

OR



**Enquiries:** 133350  
**Lost/Stolen Cards:** 1800 033 844

# ANZ CASH INVESTMENT ACCT STATEMENT

Account Number 4403-34426

## Transaction Details

Please retain this statement for taxation purposes

Date	Transaction Details	Withdrawals (\$)	Deposits (\$)	Balance (\$)
<b>2022</b>				
<b>10 JUN</b>	<b>OPENING BALANCE</b>			<b>14,536.62</b>
01 JUL	<b>DIVIDEND</b> FROM CSR LTD DIVIDEND RCA22/00829891		797.40	15,334.02
01 JUL	<b>DIVIDEND</b> FROM ANZ DIVIDEND A073/00611694		1,026.00	16,360.02
05 JUL	<b>DIVIDEND</b> FROM NAB INTERIM DIV DV231/01033149		730.00	17,090.02
01 SEP	<b>TRANSFER</b> FROM ANZ PREMIUM RPPA1/00974803		389.50	17,479.52
21 SEP	<b>DIVIDEND</b> FROM TLS FNL DIV 001281716849		825.35	18,304.87
23 SEP	<b>DIVIDEND</b> FROM QBE DIVIDEND FPA22/00833663		20.30	18,325.17
23 SEP	<b>DIVIDEND</b> FROM BHP GROUP DIV AF386/00368287		898.25	19,223.42
28 SEP	<b>DIVIDEND</b> FROM COLES GROUP LTD FIN22/01091751		79.80	19,303.22
06 OCT	<b>DIVIDEND</b> FROM WOODSIDE INT22/00832685		100.77	19,403.99
06 OCT	<b>DIVIDEND</b> FROM WESFARMERS LTD FIN22/01027566		266.00	19,669.99
09 DEC	<b>DIVIDEND</b> FROM CSR LTD DIVIDEND 22RCA/00831148		730.95	20,400.94
	<b>TOTALS AT END OF PAGE</b>	<b>\$0.00</b>	<b>\$5,864.32</b>	
	<b>TOTALS AT END OF PERIOD</b>	<b>\$0.00</b>	<b>\$5,864.32</b>	<b>\$20,400.94</b>

## Yearly Summary

Previous Year to 30/06/2022 (\$)

Interest earned on deposits	0.17
-----------------------------	------

# ANZ CASH INVESTMENT ACCT STATEMENT

Account Number 4403-34426

## IMPORTANT INFORMATION

### PLEASE CHECK THE ENTRIES AND CALL 13 13 14 REGARDING ANY ERRORS ON THIS STATEMENT.

All entries generated are subject to authorisation and verification, and if necessary, adjustments will appear on a later statement.

Further information in relation to this product (including details of benefits or fees and charges) is available on request and you can access this information by reviewing the Terms and Conditions, and Fees and Charges brochures which can be found at [anz.com](https://anz.com) or by calling **13 13 14**.

If you have a complaint about an ANZ product or service, please contact us and we will try to resolve the issue as quickly as possible. Our customer complaints guide is available at <https://www.anz.com.au/support/contact-us/compliments-suggestions-complaints/>, alternatively you may wish to:

- |             |  |               |  |              |   |
|-------------|--|---------------|--|--------------|---|
| <b>Call</b> | <ul style="list-style-type: none"><li>• General enquiries <b>13 13 14</b></li></ul>  | <b>Write</b>  | ANZ Complaint Resolution Team  | <b>Visit</b> | At your nearest ANZ branch.   |
| <b>us:</b>  | <ul style="list-style-type: none"><li>• If you're overseas <b>+61 3 9683 9999</b></li><li>• ANZ Complaint Resolution Team on <b>1800 805 154</b></li><li>• If you're deaf, hard of hearing and/or have a speech impairment, call <b>133 677</b> or visit the <b>National Relay Service</b> at:<br/><a href="https://nrschat.nrscall.gov.au/nrs/internetrelay">https://nrschat.nrscall.gov.au/nrs/internetrelay</a></li></ul> | <b>to us:</b> | Locked Bag 4050,<br>South Melbourne VIC 3205<br>or <b>ANZ online complaints form:</b><br><a href="https://www.anz.com.au/support/contact-us/compliments-suggestions-complaints/feedback/">https://www.anz.com.au/support/contact-us/compliments-suggestions-complaints/feedback/</a> | <b>us:</b>   | If you have a Relationship Manager, please feel free to contact them. |

If an issue has not been resolved to your satisfaction, you can lodge a complaint with the Australian Financial Complaints Authority (**AFCA**). AFCA provides fair and independent financial services complaint resolution that is free to consumers.

- |                |  |              |  |
|----------------|--|--------------|--|
| <b>Call:</b>   | <b>1800 931 678</b> (free call within Australia),<br>or <b>+61 1800 931 678</b> (International)                            | <b>Write</b> | <b>Australian Financial Complaints Authority Limited</b> |
| <b>Online:</b> | Email: <a href="mailto:info@afca.org.au">info@afca.org.au</a><br>Web: <a href="http://www.afca.org.au">www.afca.org.au</a> | <b>to:</b>   | GPO Box 3,<br>Melbourne VIC 3001                         |





# ANZ CASH INVESTMENT ACCT STATEMENT

STATEMENT NUMBER 22  
10 JUNE 2021 TO 10 DECEMBER 2021

AB & YA BUTTENSCHAW S/F A/C  
ALLAN BUTTENSCHAW + YVONNE BUTTENSCHAW  
20 SEACOURT AVE  
DUDLEY NSW 2290

## WELCOME TO YOUR ANZ ACCOUNT AT A GLANCE

### Account Details

SHARE INVESTING LIMITED  
AB & YA BUTTENSCHAW S/F A/C  
ALLAN BUTTENSCHAW + YVONNE BUTTENSCHAW

### Branch Number (BSB)

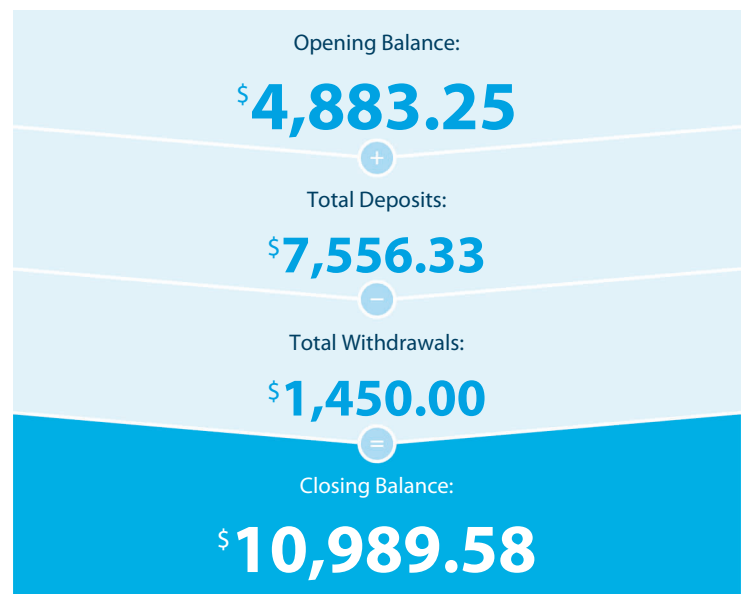
012-012

### Account Number

4403-34426

### Account Descriptor

TRUST ACCOUNT



## NEED TO GET IN TOUCH?



**ANZ Internet Banking**  
anz.com

OR



**Enquiries:** 133350  
**Lost/Stolen Cards:** 1800 033 844

# ANZ CASH INVESTMENT ACCT STATEMENT

Account Number 4403-34426

## Transaction Details

Please retain this statement for taxation purposes

Date	Transaction Details	Withdrawals (\$)	Deposits (\$)	Balance (\$)
<b>2021</b>				
<b>10 JUN</b>	<b>OPENING BALANCE</b>			<b>4,883.25</b>
30 JUN	<b>CREDIT INTEREST PAID</b>		0.04	4,883.29
01 JUL	<b>DIVIDEND</b> FROM ANZ DIVIDEND A071/00622436		997.50	5,880.79
02 JUL	<b>DIVIDEND</b> FROM NAB INTERIM DIV DV221/01049388		600.00	6,480.79
30 JUL	<b>CREDIT INTEREST PAID</b>		0.05	6,480.84
10 AUG	<b>SHARE TRADE WITHDRAWAL</b> TO CMC MARKETS STOC 17194354	1,450.00		5,030.84
31 AUG	<b>CREDIT INTEREST PAID</b>		0.05	5,030.89
21 SEP	<b>DIVIDEND</b> FROM BHP GROUP DIV AF384/01069519		955.78	5,986.67
23 SEP	<b>DIVIDEND</b> FROM TLS FNL DIV 001264347730		776.80	6,763.47
24 SEP	<b>DIVIDEND</b> FROM QBE DIVIDEND FPA21/00836841		24.70	6,788.17
24 SEP	<b>DEBENTURE/NOTE INTEREST</b> FROM CSR REPLACEMENT RCA19/99999090		421.14	7,209.31
24 SEP	<b>DEBENTURE/NOTE INTEREST</b> FROM CSR REPLACEMENT 20RCA/99999176		553.75	7,763.06
24 SEP	<b>DEBENTURE/NOTE INTEREST</b> FROM CSR REPLACEMENT 19RCA/99999261		719.32	8,482.38
24 SEP	<b>DEBENTURE/NOTE INTEREST</b> FROM CSR REPLACEMENT 21RCA/99999413		1,063.20	9,545.58
28 SEP	<b>DIVIDEND</b> FROM COLES GROUP LTD FIN21/01107149		74.48	9,620.06
30 SEP	<b>CREDIT INTEREST PAID</b>		0.05	9,620.11
07 OCT	<b>DIVIDEND</b> FROM WESFARMERS LTD FIN21/01026650		239.40	9,859.51
29 OCT	<b>CREDIT INTEREST PAID</b>		0.02	9,859.53
02 DEC	<b>TRANSFER</b> FROM WESFARMERS LTD RCA21/01129590		532.00	10,391.53
10 DEC	<b>DIVIDEND</b> FROM CSR LTD DIVIDEND RCA21/00829688		598.05	10,989.58
	<b>TOTALS AT END OF PAGE</b>	<b>\$1,450.00</b>	<b>\$7,556.33</b>	
	<b>TOTALS AT END OF PERIOD</b>	<b>\$1,450.00</b>	<b>\$7,556.33</b>	<b>\$10,989.58</b>

### This Statement Includes

Interest earned on deposits	\$0.21
-----------------------------	--------



# ANZ CASH INVESTMENT ACCT STATEMENT

Account Number 4403-34426

Yearly Summary

Previous Year to 30/06/2021 (\$)

---

Interest earned on deposits

0.48

---

## IMPORTANT INFORMATION

**PLEASE CHECK THE ENTRIES AND CALL 13 13 14 REGARDING ANY ERRORS ON THIS STATEMENT.**

All entries generated are subject to authorisation and verification and if necessary, adjustments will appear on a later statement.

If you have a complaint or unresolved issue with ANZ's product or service please call our National Feedback Line **1800 805 154** and advise us. Further information in relation to ANZ's dispute resolution process and this product (including details of benefits or fees and charges) is available on request and you can access this information by reviewing the Terms and Conditions, and Fees and Charges brochures which can be found at [www.anz.com](http://www.anz.com) or by calling **13 13 14**.



# 62000 - Dividends Receivable

2022 Financial Year

---

**Preparer** Desiree Yutuc

**Reviewer** Steven Lee

**Status** Completed

Account Code	Description	CY Balance	LY Balance	Change
CSR.AX	CSR Limited		\$2,807.41	100%
<b>TOTAL</b>		<b>CY Balance</b>	<b>LY Balance</b>	
			\$2,807.41	

## Supporting Documents

- General Ledger [Report](#)

## Standard Checklist

- Review aging of amounts receivable and comment on any delay in payment

## AB and YA Buttenshaw Super Fund

# General Ledger

As at 30 June 2022

Transaction Date	Description	Units	Debit	Credit	Balance \$
<b>Dividends Receivable (62000)</b>					
<u>CSR Limited (CSR.AX)</u>					
01/07/2021	Opening Balance				2,807.41 DR
24/09/2021	DEBENTURE/NOTE INTEREST FROM CSR REPLACEMENT RCA19/99999090			446.14	2,361.27 DR
24/09/2021	DEBENTURE/NOTE INTEREST FROM CSR REPLACEMENT 20RCA/99999176			553.75	1,807.52 DR
24/09/2021	DEBENTURE/NOTE INTEREST FROM CSR REPLACEMENT 21RCA/99999413			1,063.20	744.32 DR
24/09/2021	DEBENTURE/NOTE INTEREST FROM CSR REPLACEMENT 19RCA/99999261			744.32	0.00 DR
				<b>2,807.41</b>	<b>0.00 DR</b>
<b>Total Debits:</b>	<b>0.00</b>				
<b>Total Credits:</b>	<b>2,807.41</b>				

# 72300 - Derivatives (Options, Hybrids, Future Contracts)

2022 Financial Year

**Preparer** Desiree Yutuc

**Reviewer** Steven Lee

**Status** Completed

Account Code	Description	CY Units	CY Balance	LY Units	LY Balance	Change
CPHO.AX1	Creso Pharma Limited	4834.000000	\$24.17			100%
<b>TOTAL</b>		<b>CY Units</b>	<b>CY Balance</b>	<b>LY Units</b>	<b>LY Balance</b>	
		4834.000000	\$24.17			

## Supporting Documents

- Investment Movement Report [Report](#)

## Standard Checklist

- Attach Investment Movement Report
- Attach relevant Statements and Source Documentation
- Ensure all Investments are valued correctly at June 30
- Ensure the investment is in accordance with the fund's investment strategy
- Ensure the investment is in accordance with the SIS Act

# AB and YA Buttenshaw Super Fund Investment Movement Report

As at 30 June 2022

Investment	Opening Balance		Additions		Disposals			Closing Balance		
	Units	Cost	Units	Cost	Units	Cost	Accounting Profit/(Loss)	Units	Cost	Market Value
<b>Bank Accounts</b>										
ANZ Business Premium Saver 2658-77721		3,782.81							3,782.81	3,782.81
ANZ Business Premium Saver 2789-26473		15,177.16		22,188.24		(16,979.00)			20,386.40	20,386.40
ANZ E Tade Account 4403-34426		4,883.29		11,103.33		(1,450.00)			14,536.62	14,536.62
		<b>23,843.26</b>		<b>33,291.57</b>		<b>(18,429.00)</b>			<b>38,705.83</b>	<b>38,705.83</b>
<b>Derivatives (Options, Hybrids, Future Contracts)</b>										
CPHO.AX1 - Creso Pharma Limited			4,834.00	0.00				4,834.00	0.00	24.17
				<b>0.00</b>					<b>0.00</b>	<b>24.17</b>
<b>Shares in Listed Companies (Australian)</b>										
ANZ.AX - Australia And New Zealand Banking Group Limited	1,425.00	29,201.84						1,425.00	29,201.84	31,392.75
BHP.AX - BHP Group Limited	352.00	10,384.69						352.00	10,384.69	14,520.00
COL.AX - Coles Group Limited.	266.00	3,345.83						266.00	3,345.83	4,737.46
CPH.AX - Creso Pharma Limited	14,500.00	5,027.45						14,500.00	5,027.45	507.50
CSR.AX - CSR Limited	4,430.00	14,808.76						4,430.00	14,808.76	17,985.80

# AB and YA Buttenshaw Super Fund Investment Movement Report

As at 30 June 2022

Investment	Opening Balance		Additions		Disposals			Closing Balance		
	Units	Cost	Units	Cost	Units	Cost	Accounting Profit/(Loss)	Units	Cost	Market Value
ECS.AX - ECS Botanics Holdings Ltd	100,500.00	4,240.95						100,500.00	4,240.95	1,708.50
NAB.AX - National Australia Bank Limited	1,000.00	26,117.04						1,000.00	26,117.04	27,390.00
NEA.AX - Nearnmap Ltd	6,463.00	15,092.85						6,463.00	15,092.85	6,656.89
PDN.AX - Paladin Energy Ltd	80.00	304.60						80.00	304.60	46.40
QBE.AXW - QBE Insurance Group Limited	370.00	6,815.40						370.00	6,815.40	4,495.50
TLS.AX - Telstra Corporation Limited.	9,710.00	31,682.14						9,710.00	31,682.14	37,383.50
A2M.AX - The A2 Milk Company Limited	450.00	6,103.95						450.00	6,103.95	1,975.50
WES.AX - Wesfarmers Limited	266.00	8,227.42				(532.00)	0.00	266.00	7,695.42	11,148.06
WDS.AX - Woodside Energy Group Ltd			63.00	1,874.88				63.00	1,874.88	2,005.92
	<b>161,352.92</b>			<b>1,874.88</b>		<b>(532.00)</b>	<b>0.00</b>	<b>162,695.80</b>		<b>161,953.78</b>
<b>Units in Listed Unit Trusts (Australian)</b>										
SYD.AX1 - Sydney Airport	2,100.00	14,887.95			(2,100.00)	(14,887.95)	3,487.05		0.00	
	<b>14,887.95</b>				<b>(14,887.95)</b>	<b>3,487.05</b>	<b>0.00</b>			

200,084.13

35,166.45

(33,848.95)

3,487.05

201,401.63

200,683.78

---



# 77600 - Shares in Listed Companies (Australian)

2022 Financial Year

---

**Preparer** Desiree Yutuc

**Reviewer** Steven Lee

**Status** Completed

Account Code	Description	CY Units	CY Balance	LY Units	LY Balance	Change
A2M.AX	The A2 Milk Company Limited	450.000000	\$1,975.50	450.000000	\$2,700.00	(26.83)%
ANZ.AX	Australia And New Zealand Banking Group Limited	1425.000000	\$31,392.75	1425.000000	\$40,113.75	(21.74)%
BHP.AX	BHP Group Limited	352.000000	\$14,520.00	352.000000	\$17,096.64	(15.07)%
COL.AX	Coles Group Limited.	266.000000	\$4,737.46	266.000000	\$4,545.94	4.21%
CPH.AX	Creso Pharma Limited	14500.000000	\$507.50	14500.000000	\$2,030.00	(75)%
CSR.AX	CSR Limited	4430.000000	\$17,985.80	4430.000000	\$25,516.80	(29.51)%
ECS.AX	ECS Botanics Holdings Ltd	100500.000000	\$1,708.50	100500.000000	\$3,618.00	(52.78)%
NAB.AX	National Australia Bank Limited	1000.000000	\$27,390.00	1000.000000	\$26,220.00	4.46%
NEA.AX	Nearmap Ltd	6463.000000	\$6,656.89	6463.000000	\$12,021.18	(44.62)%
PDN.AX	Paladin Energy Ltd	80.000000	\$46.40	80.000000	\$41.20	12.62%
QBE.AXW	QBE Insurance Group Limited	370.000000	\$4,495.50	370.000000	\$3,992.30	12.6%
TLS.AX	Telstra Corporation Limited.	9710.000000	\$37,383.50	9710.000000	\$36,509.60	2.39%
WDS.AX	Woodside Energy Group Ltd	63.000000	\$2,005.92			100%
WES.AX	Wesfarmers Limited	266.000000	\$11,148.06	266.000000	\$15,720.60	(29.09)%

TOTAL	CY Units	CY Balance	LY Units	LY Balance
	139875.000000	\$161,953.78	139812.000000	\$190,126.01

### Supporting Documents

- Balance Review Report [Report](#)
- Investment Movement Report [Report](#)
- ANZ Share Trading Statement.pdf

### Standard Checklist

- Attach Balance Review Report
- Attach copies of HIN/SRN or Chess Statements, Broker Statements, Contract Notes Corporate Action documentation and any other relevant Source Documentation
- Attach Investment Movement Report
- Ensure all Investments are valued correctly at June 30
- Ensure the investment is in accordance with the Fund's investment strategy

# AB and YA Buttenshaw Super Fund Balance Review Report

As at 30 June 2022

Investment Code	Investment Name	Holding Reference	Third Party Data			BGL Ledger	Variance
			Data Feed Provider	Balance Date	Balance Amount	Balance	
<b>60400</b>	<b>Bank Accounts</b>						
ANZ265877721	ANZ Business Premium Saver 2658-77721					3,782.81	
ANZ278926473	ANZ Business Premium Saver 2789-26473					20,386.40	
ANZ440334426	ANZ E Tade Account 4403-34426					14,536.62	
<b>72300</b>	<b>Derivatives (Options, Hybrids, Future Contracts)</b>						
CPHO.AX	Creso Pharma Limited					4,834.0000	
<b>77600</b>	<b>Shares in Listed Companies (Australian)</b>						
ANZ.AX	Australia And New Zealand Banking Group Limited				Setup	1,425.0000	<b>1,425.0000</b>
BHP.AX	BHP Group Limited				Setup	352.0000	<b>352.0000</b>
COL.AX	Coles Group Limited.				Setup	266.0000	<b>266.0000</b>
CPH.AX	Creso Pharma Limited				Verify	14,500.0000	<b>14,500.0000</b>
CSR.AX	CSR Limited				Setup	4,430.0000	<b>4,430.0000</b>
ECS.AX	ECS Botanics Holdings Ltd				Setup	100,500.0000	<b>100,500.0000</b>
NAB.AX	National Australia Bank Limited				Setup	1,000.0000	<b>1,000.0000</b>
NEA.AX	Nearmap Ltd				Verify	6,463.0000	<b>6,463.0000</b>
PDN.AX	Paladin Energy Ltd				Setup	80.0000	<b>80.0000</b>
QBE.AX	QBE Insurance Group Limited				Setup	370.0000	<b>370.0000</b>
TLS.AX	Telstra Corporation Limited.				Setup	9,710.0000	<b>9,710.0000</b>
A2M.AX	The A2 Milk Company Limited				Setup	450.0000	<b>450.0000</b>
WES.AX	Wesfarmers Limited				Setup	266.0000	<b>266.0000</b>

# AB and YA Buttenshaw Super Fund Balance Review Report

As at 30 June 2022

---

Investment Code	Investment Name	Holding Reference	Third Party Data			BGL Ledger	Variance
			Data Feed Provider	Balance Date	Balance Amount	Balance	
WDS.AX	Woodside Energy Group Ltd				Setup	63.0000	<b>63.0000</b>

---

# AB and YA Buttenshaw Super Fund Investment Movement Report

As at 30 June 2022

Investment	Opening Balance		Additions		Disposals			Closing Balance		
	Units	Cost	Units	Cost	Units	Cost	Accounting Profit/(Loss)	Units	Cost	Market Value
<b>Bank Accounts</b>										
ANZ Business Premium Saver 2658-77721		3,782.81							3,782.81	3,782.81
ANZ Business Premium Saver 2789-26473		15,177.16		22,188.24		(16,979.00)			20,386.40	20,386.40
ANZ E Tade Account 4403-34426		4,883.29		11,103.33		(1,450.00)			14,536.62	14,536.62
		<b>23,843.26</b>		<b>33,291.57</b>		<b>(18,429.00)</b>			<b>38,705.83</b>	<b>38,705.83</b>
<b>Derivatives (Options, Hybrids, Future Contracts)</b>										
CPHO.AX1 - Creso Pharma Limited			4,834.00	0.00				4,834.00	0.00	24.17
				<b>0.00</b>					<b>0.00</b>	<b>24.17</b>
<b>Shares in Listed Companies (Australian)</b>										
ANZ.AX - Australia And New Zealand Banking Group Limited	1,425.00	29,201.84						1,425.00	29,201.84	31,392.75
BHP.AX - BHP Group Limited	352.00	10,384.69						352.00	10,384.69	14,520.00
COL.AX - Coles Group Limited.	266.00	3,345.83						266.00	3,345.83	4,737.46
CPH.AX - Creso Pharma Limited	14,500.00	5,027.45						14,500.00	5,027.45	507.50
CSR.AX - CSR Limited	4,430.00	14,808.76						4,430.00	14,808.76	17,985.80

# AB and YA Buttenshaw Super Fund Investment Movement Report

As at 30 June 2022

Investment	Opening Balance		Additions		Disposals			Closing Balance		
	Units	Cost	Units	Cost	Units	Cost	Accounting Profit/(Loss)	Units	Cost	Market Value
ECS.AX - ECS Botanics Holdings Ltd	100,500.00	4,240.95						100,500.00	4,240.95	1,708.50
NAB.AX - National Australia Bank Limited	1,000.00	26,117.04						1,000.00	26,117.04	27,390.00
NEA.AX - Nearnmap Ltd	6,463.00	15,092.85						6,463.00	15,092.85	6,656.89
PDN.AX - Paladin Energy Ltd	80.00	304.60						80.00	304.60	46.40
QBE.AXW - QBE Insurance Group Limited	370.00	6,815.40						370.00	6,815.40	4,495.50
TLS.AX - Telstra Corporation Limited.	9,710.00	31,682.14						9,710.00	31,682.14	37,383.50
A2M.AX - The A2 Milk Company Limited	450.00	6,103.95						450.00	6,103.95	1,975.50
WES.AX - Wesfarmers Limited	266.00	8,227.42				(532.00)	0.00	266.00	7,695.42	11,148.06
WDS.AX - Woodside Energy Group Ltd			63.00	1,874.88				63.00	1,874.88	2,005.92
	<b>161,352.92</b>	<b>1,874.88</b>				<b>(532.00)</b>	<b>0.00</b>	<b>162,695.80</b>		<b>161,953.78</b>
<b>Units in Listed Unit Trusts (Australian)</b>										
SYD.AX1 - Sydney Airport	2,100.00	14,887.95			(2,100.00)	(14,887.95)	3,487.05		0.00	
	<b>14,887.95</b>					<b>(14,887.95)</b>	<b>3,487.05</b>		<b>0.00</b>	

200,084.13

35,166.45

(33,848.95)

3,487.05

201,401.63

200,683.78

---





## SHARE INVESTING

MR ALLAN BRUCE BUTTENSCHAW + MRS YVONNE ANNETTE BUTTENSCHAW  
<AB & YA BUTTENSCHAW S/F A/C>

20 SEACOURT AVENUE  
DUDLEY NSW 2290

### Trading Account Statement

Period: 01/07/2021 - 30/06/2022

AUSTRALIA

Trading Account Number: 3233368

Date	Reference	Description	Debit	Credit	Balance
01/07/2021		Open Balance			0.00
10/08/2021	14770227	Wdl ANZCIA 012-012 440334426 TRANSFER TO NOM AC		1,450.00	1,450.00Cr
10/08/2021	11244489	DE: 012-571 278926473	1,450.00		0.00
<b>Total</b>			<b>1,450.000</b>	<b>1,450.000</b>	

While every effort has been made to provide you with an accurate transaction summary, we give no warranty of accuracy or reliability and take no responsibility for any errors or omissions including by negligence. You should confirm the information, holdings and valuations contained herein. All prices and values are denominated in AUD unless otherwise indicated. The ANZ Share Investing service is provided by CMC Markets Stockbroking Limited (ABN 69 081 002 851, AFSL 246381), a Participant of the ASX Group (CMC Markets Stockbroking), SSX (Sydney Stock Exchange) and Cboe (Cboe Australia) at the request of Australia and New Zealand Banking Group Limited ABN 11 005 357 522.



# SHARE INVESTING

MR ALLAN BRUCE BUTTENSCHAW + MRS YVONNE ANNETTE BUTTENSCHAW  
<AB & YA BUTTENSCHAW S/F A/C>

20 SEACOURT AVENUE  
DUDLEY NSW 2290

## Confirmations

Period: 01/07/2021 - 30/06/2022

AUSTRALIA

Trading Account Number: 3233368

<u>Code</u>	<u>Confirmation No.</u>	<u>Type</u>	<u>Trade Date</u>	<u>Settlement Date</u>	<u>Price</u>	<u>Quantity</u>	<u>Brokerage</u>	<u>GST</u>	<u>Other fees</u>	<u>Consideration</u>
-------------	-------------------------	-------------	-------------------	------------------------	--------------	-----------------	------------------	------------	-------------------	----------------------

While every effort has been made to provide you with an accurate transaction summary, we give no warranty of accuracy or reliability and take no responsibility for any errors or omissions including by negligence. You should confirm the information, holdings and valuations contained herein. All prices and values are denominated in AUD unless otherwise indicated. The ANZ Share Investing service is provided by CMC Markets Stockbroking Limited (ABN 69 081 002 851, AFSL 246381), a Participant of the ASX Group (CMC Markets Stockbroking), SSX (Sydney Stock Exchange) and Cboe (Cboe Australia) at the request of Australia and New Zealand Banking Group Limited ABN 11 005 357 522.



## SHARE INVESTING

MR ALLAN BRUCE BUTTENSCHAW + MRS YVONNE ANNETTE BUTTENSCHAW  
<AB & YA BUTTENSCHAW S/F A/C>

20 SEACOURT AVENUE

DUDLEY NSW 2290

### Holdings

At close of business: 30/06/2022

#### AUSTRALIA

Trading Account Number: 3233368

Code	Company Name	Closing Price	FX Rate	Quantity	Value
✓✓ A2M	THE A2 MILK COMPANY LIMITED	4.390		450	1,975.500
✓✓ ANZ	AUSTRALIA AND NEW ZEALAND BANKING GROUP LIMITED	22.030		1,425	31,392.750
✓✓ BHP	BHP GROUP LIMITED	41.250		352	14,520.000
✓✓ COL	COLES GROUP LIMITED.	17.810		266	4,737.460
✓✓ CPH	CRESO PHARMA LIMITED	0.035		14,500	507.500
✓✓ CPHO	CRESO PHARMA LIMITED	0.005		4,834	24.170
✓✓ CSR	CSR LIMITED	4.060		4,430	17,985.800
✓✓ ECS	ECS BOTANICS HOLDINGS LTD	0.017		100,500	1,708.500
✓✓ NAB	NATIONAL AUSTRALIA BANK LIMITED	27.390		1,000	27,390.000
✓✓ NEA	NEARMAP LTD	1.030		6,463	6,656.890
✓✓ PDN	PALADIN ENERGY LTD	0.580		80	46.400
✓✓ QBE	QBE INSURANCE GROUP LIMITED	12.150		370	4,495.500
✓✓ TLS	TELSTRA CORPORATION LIMITED.	3.850		9,710	37,383.500
✓✓ WDS	WOODSIDE ENERGY GROUP LTD	31.840		63	2,005.920
✓✓ WES	WESFARMERS LIMITED	41.910		266	11,148.060
<b>Total</b>					<b>161,977.950</b>

While every effort has been made to provide you with an accurate transaction summary, we give no warranty of accuracy or reliability and take no responsibility for any errors or omissions including by negligence. You should confirm the information, holdings and valuations contained herein. All prices and values are denominated in AUD unless otherwise indicated. The ANZ Share Investing service is provided by CMC Markets Stockbroking Limited (ABN 69 081 002 851, AFSL 246381), a Participant of the ASX Group (CMC Markets Stockbroking), SSX (Sydney Stock Exchange) and Cboe (Cboe Australia) at the request of Australia and New Zealand Banking Group Limited ABN 11 005 357 522.



## SHARE INVESTING

MR ALLAN BRUCE BUTTENSCHAW + MRS YVONNE ANNETTE BUTTENSCHAW  
<AB & YA BUTTENSCHAW S/F A/C>

20 SEACOURT AVENUE  
DUDLEY NSW 2290

### International Dividends

Period: 01/07/2021 - 30/06/2022

AUSTRALIA

Trading Account Number: 3233368

Code	Pay Date	Ex Date	Holdings at Ex Date	Gross Amount Per Share	Gross Amount	Fees	Tax Withheld	Net Amount	FX Rate	Net Amount (AUD)
<b>Total</b>										<b>0.00</b>

While every effort has been made to provide you with an accurate transaction summary, we give no warranty of accuracy or reliability and take no responsibility for any errors or omissions including by negligence. You should confirm the information, holdings and valuations contained herein. All prices and values are denominated in AUD unless otherwise indicated. The ANZ Share Investing service is provided by CMC Markets Stockbroking Limited (ABN 69 081 002 851, AFSL 246381), a Participant of the ASX Group (CMC Markets Stockbroking), SSX (Sydney Stock Exchange) and Cboe (Cboe Australia) at the request of Australia and New Zealand Banking Group Limited ABN 11 005 357 522.



## Statement Glossary

### Trading Account Statement

The Trading Account Statement displays all transactions processed through the trading account during the reporting period. This may include trade transactions (buying and selling shares) as well as cash movements for settling trades. All prices and values are denominated in AUD unless otherwise indicated.

<b>Date</b>	The date the transaction was processed
<b>Reference</b>	A unique reference number for the transaction
<b>Description</b>	A brief description of the transaction
<b>Debit</b>	Amount debited from the trading account
<b>Credit</b>	Amount credited to the trading account
<b>Balance</b>	A running balance of the trading account

### Confirmations

The Confirmations statement lists all equity trade confirmations recorded on the trading account during the reporting period. This is a summary of the information provided to you through email or printed trade confirmations issued on the day of the trade. All prices and values are denominated in AUD unless otherwise indicated.

<b>Code</b>	The instrument code traded
<b>Confirmation No</b>	The unique confirmation reference number
<b>Type</b>	Indicates if the transaction was a Buy or Sell
<b>Trade Date</b>	The date the trade was recorded
<b>Settlement Date</b>	The date the transaction was due to settle. This will usually, but not always, be 2 business day after the trade date
<b>Price</b>	The average price at which the shares were bought or sold
<b>Quantity</b>	The number of shares bought or sold
<b>Brokerage</b>	The brokerage charged for the transaction (excluding GST)
<b>GST</b>	The GST charged for the transaction for brokerage and any other fees
<b>Other Fees</b>	Any other fees related to the transaction (excluding GST). This may include stamp duty, postage fees, or exchange fees. Please refer to your original confirmation for full details
<b>Consideration</b>	The consideration paid (for buys) or received (for sells) net of brokerage, fees, and GST
<b>Foreign Exchange</b>	For confirmations related to international shares, the foreign exchange rate and price in local currency is displayed

### Holdings

The Holdings statement displays all equity positions held at the end of the reporting period.

<b>Code</b>	The instrument code
<b>Company Name</b>	The name of the company or instrument
<b>Closing Price</b>	The price as at market close on the last trading day of the reporting period
<b>FX Rate</b>	The foreign exchange rate applied to international holdings
<b>Quantity</b>	The notional number of shares held. This will include any pending buy transactions, and exclude any pending sell transactions
<b>Value</b>	The value, in AUD, of the holding at the end of the reporting period. So Closing Price x Quantity (x FX rate for international holdings)



## Statement Glossary

### International Dividends

The International Dividends Statement lists all dividends paid from international shares during the reporting period. All prices and values are denominated in AUD unless otherwise indicated.

<b>Code</b>	The instrument code
<b>Pay Date</b>	The date the dividend was paid to you
<b>Ex Date</b>	The date after which a security will trade without the dividend. You must hold the security on this date to be entitled to the dividend
<b>Holdings at Ex Date</b>	The number of shares you held on the ex date
<b>Gross Amount Per Share</b>	The amount paid by the company per share held
<b>Gross Amount</b>	The gross amount paid, being Amount per Share x Holdings at ex date
<b>Fees</b>	Custodial Fees charged by our custodian
<b>Tax Withheld</b>	The amount of tax withheld from the dividend. In some cases for US Shares you may be eligible for a reduced rate of withholding tax. See the trading platform under Support   US Tax Form for more details
<b>Net Amount</b>	The net amount paid after tax has been withheld in the local currency of the instrument
<b>FX Rate</b>	The foreign exchange rate applied to the dividend payment
<b>Net Amount (AUD)</b>	The net amount in AUD paid into your account

# 78200 - Units in Listed Unit Trusts (Australian)

2022 Financial Year

Preparer Desiree Yutuc

Reviewer Steven Lee

Status Completed

Account Code	Description	CY Units	CY Balance	LY Units	LY Balance	Change
SYD.AX1	Sydney Airport	0.000000		2100.000000	\$12,159.00	100%
<b>TOTAL</b>		<b>CY Units</b>	<b>CY Balance</b>	<b>LY Units</b>	<b>LY Balance</b>	
		0.000000		2100.000000	\$12,159.00	

## Supporting Documents

◦ Investment Movement Report [Report](#)

## Standard Checklist

- Attach copies of Statements and Source Documentation
- Attach Investment Movement Report
- Ensure all Investments are valued correctly at June 30
- Ensure the investment is in accordance with the Fund's investment strategy
- Ensure the investment is in accordance with the SIS Act

# AB and YA Buttenshaw Super Fund Investment Movement Report

As at 30 June 2022

Investment	Opening Balance		Additions		Disposals			Closing Balance		
	Units	Cost	Units	Cost	Units	Cost	Accounting Profit/(Loss)	Units	Cost	Market Value
<b>Bank Accounts</b>										
ANZ Business Premium Saver 2658-77721		3,782.81							3,782.81	3,782.81
ANZ Business Premium Saver 2789-26473		15,177.16		22,188.24		(16,979.00)			20,386.40	20,386.40
ANZ E Tade Account 4403-34426		4,883.29		11,103.33		(1,450.00)			14,536.62	14,536.62
		<b>23,843.26</b>		<b>33,291.57</b>		<b>(18,429.00)</b>			<b>38,705.83</b>	<b>38,705.83</b>
<b>Derivatives (Options, Hybrids, Future Contracts)</b>										
CPHO.AX1 - Creso Pharma Limited			4,834.00	0.00				4,834.00	0.00	24.17
				<b>0.00</b>					<b>0.00</b>	<b>24.17</b>
<b>Shares in Listed Companies (Australian)</b>										
ANZ.AX - Australia And New Zealand Banking Group Limited	1,425.00	29,201.84						1,425.00	29,201.84	31,392.75
BHP.AX - BHP Group Limited	352.00	10,384.69						352.00	10,384.69	14,520.00
COL.AX - Coles Group Limited.	266.00	3,345.83						266.00	3,345.83	4,737.46
CPH.AX - Creso Pharma Limited	14,500.00	5,027.45						14,500.00	5,027.45	507.50
CSR.AX - CSR Limited	4,430.00	14,808.76						4,430.00	14,808.76	17,985.80



# AB and YA Buttenshaw Super Fund Investment Movement Report

As at 30 June 2022

Investment	Opening Balance		Additions		Disposals			Closing Balance		
	Units	Cost	Units	Cost	Units	Cost	Accounting Profit/(Loss)	Units	Cost	Market Value
ECS.AX - ECS Botanics Holdings Ltd	100,500.00	4,240.95						100,500.00	4,240.95	1,708.50
NAB.AX - National Australia Bank Limited	1,000.00	26,117.04						1,000.00	26,117.04	27,390.00
NEA.AX - Nearnmap Ltd	6,463.00	15,092.85						6,463.00	15,092.85	6,656.89
PDN.AX - Paladin Energy Ltd	80.00	304.60						80.00	304.60	46.40
QBE.AXW - QBE Insurance Group Limited	370.00	6,815.40						370.00	6,815.40	4,495.50
TLS.AX - Telstra Corporation Limited.	9,710.00	31,682.14						9,710.00	31,682.14	37,383.50
A2M.AX - The A2 Milk Company Limited	450.00	6,103.95						450.00	6,103.95	1,975.50
WES.AX - Wesfarmers Limited	266.00	8,227.42				(532.00)	0.00	266.00	7,695.42	11,148.06
WDS.AX - Woodside Energy Group Ltd			63.00	1,874.88				63.00	1,874.88	2,005.92
	<b>161,352.92</b>	<b>1,874.88</b>				<b>(532.00)</b>	<b>0.00</b>	<b>162,695.80</b>		<b>161,953.78</b>
<b>Units in Listed Unit Trusts (Australian)</b>										
SYD.AX1 - Sydney Airport	2,100.00	14,887.95			(2,100.00)	(14,887.95)	3,487.05		0.00	
	<b>14,887.95</b>				<b>(14,887.95)</b>	<b>3,487.05</b>	<b>0.00</b>			

200,084.13

35,166.45

(33,848.95)

3,487.05

201,401.63

200,683.78

---

# 85000 - Income Tax Payable/Refundable

2022 Financial Year

Preparer Desiree Yutuc

Reviewer Steven Lee

Status Completed

Account Code	Description	CY Balance	LY Balance	Change
85000	Income Tax Payable/Refundable	\$4,173.72	\$2,619.24	59.35%
<b>TOTAL</b>		<b>CY Balance</b>	<b>LY Balance</b>	
		\$4,173.72	\$2,619.24	

## Supporting Documents

- Tax Reconciliation Report [Report](#)
- Non Deductible Expense Reconciliation [Report](#)
- Exempt Pension Reconciliation [Report](#)
- Statement of Taxable Income [Report](#)
- ATO\_Income Tax.pdf

## Standard Checklist

- Attach Actuarial Certificate (if applicable)
- Attach any other Tax reconciliations
- Attach copy of Exempt Pension Reconciliation (if applicable)
- Attach copy of Non Deductible Expense Reconciliation (if applicable)
- Attach copy of Statement of Taxable Income
- Attach copy of Tax Reconciliation Report
- Confirm Transactions in ATO Portal

AB and YA Buttenshaw Super Fund

**Exempt Current Pension Income Reconciliation**

For The Period 01 July 2021 - 30 June 2022

	Date	Account Code	Account Description	Taxable Amount	Actuary/Pool %	Exempt Amount
<b>Segment - 01 July 2021 to 30 June 2022</b>						
<b>Label C</b>						
<b>Pension Bruce</b>						
	30/07/2021	25000/ANZ278926473	ANZ Business Premium Saver 2789-26473	0.60		
	30/07/2021	25000/ANZ440334426	ANZ E Tade Account 4403-34426	0.05		
	31/08/2021	25000/ANZ440334426	ANZ E Tade Account 4403-34426	0.05		
	31/08/2021	25000/ANZ278926473	ANZ Business Premium Saver 2789-26473	0.62		
	30/09/2021	25000/ANZ440334426	ANZ E Tade Account 4403-34426	0.05		
	30/09/2021	25000/ANZ278926473	ANZ Business Premium Saver 2789-26473	0.53		
	29/10/2021	25000/ANZ278926473	ANZ Business Premium Saver 2789-26473	0.20		
	29/10/2021	25000/ANZ440334426	ANZ E Tade Account 4403-34426	0.02		
	30/11/2021	25000/ANZ278926473	ANZ Business Premium Saver 2789-26473	0.10		
	31/12/2021	25000/ANZ278926473	ANZ Business Premium Saver 2789-26473	0.08		
	31/01/2022	25000/ANZ278926473	ANZ Business Premium Saver 2789-26473	0.08		
	28/02/2022	25000/ANZ278926473	ANZ Business Premium Saver 2789-26473	0.06		
	31/03/2022	25000/ANZ278926473	ANZ Business Premium Saver 2789-26473	0.17		
	29/04/2022	25000/ANZ278926473	ANZ Business Premium Saver 2789-26473	0.19		
	31/05/2022	25000/ANZ278926473	ANZ Business Premium Saver 2789-26473	0.19		
	30/06/2022	25000/ANZ278926473	ANZ Business Premium Saver 2789-26473	0.18		
			<b>Total</b>	3.17	100.000 %	<b>3.17</b>
<b>Accumulation Portion</b>				0.00	0.000 %	<b>0.00</b>

**Label J**

**Pension Bruce**

AB and YA Buttenshaw Super Fund

## Exempt Current Pension Income Reconciliation

For The Period 01 July 2021 - 30 June 2022

	Date	Account Code	Account Description	Taxable Amount	Actuary/Pool %	Exempt Amount
<b>Label J</b>						
<b>Pension Bruce</b>						
	24/09/2021	23900/QBE.AXW	QBE Insurance Group Limited	36.63		
	12/04/2022	23900/QBE.AXW	QBE Insurance Group Limited	63.27		
			<b>Total</b>	99.90	100.000 %	<b>99.90</b>
<b>Accumulation Portion</b>				0.00	0.000 %	<b>0.00</b>
<b>Label K</b>						
<b>Pension Bruce</b>						
	01/07/2021	23900/ANZ.AX	Australia And New Zealand Banking Group	997.50		
	02/07/2021	23900/NAB.AX	National Australia Bank Limited	600.00		
	21/09/2021	23900/BHP.AX	BHP Group Limited	955.78		
	23/09/2021	23900/TLS.AX	Telstra Corporation Limited.	776.80		
	24/09/2021	23900/QBE.AXW	QBE Insurance Group Limited	4.07		
	28/09/2021	23900/COL.AX	Coles Group Limited.	74.48		
	07/10/2021	23900/WES.AX	Wesfarmers Limited	239.40		
	10/12/2021	23900/CSR.AX	CSR Limited	598.05		
	15/12/2021	23900/NAB.AX	National Australia Bank Limited	670.00		
	16/12/2021	23900/ANZ.AX	Australia And New Zealand Banking Group	1,026.00		
	28/03/2022	23900/BHP.AX	BHP Group Limited	732.36		
	30/03/2022	23900/WES.AX	Wesfarmers Limited	212.80		
	31/03/2022	23900/COL.AX	Coles Group Limited.	87.78		
	01/04/2022	23900/TLS.AX	Telstra Corporation Limited.	776.80		
	12/04/2022	23900/QBE.AXW	QBE Insurance Group Limited	7.03		
	25/05/2022	23900/BHP.AX	BHP Group Limited	1,874.88		

AB and YA Buttenshaw Super Fund

## Exempt Current Pension Income Reconciliation

For The Period 01 July 2021 - 30 June 2022

	Date	Account Code	Account Description	Taxable Amount	Actuary/Pool %	Exempt Amount
<b>Label K</b>						
<b>Pension Bruce</b>						
				<b>Total</b>		<b>9,633.73</b>
					100.000 %	<b>9,633.73</b>
<b>Accumulation Portion</b>						<b>0.00</b>
				0.00	0.000 %	<b>0.00</b>
<b>Label L</b>						
<b>Pension Bruce</b>						
	01/07/2021	23900/ANZ.AX	Australia And New Zealand Banking Group	427.50		
	02/07/2021	23900/NAB.AX	National Australia Bank Limited	257.14		
	21/09/2021	23900/BHP.AX	BHP Group Limited	409.62		
	23/09/2021	23900/TLS.AX	Telstra Corporation Limited.	332.91		
	24/09/2021	23900/QBE.AXW	QBE Insurance Group Limited	1.74		
	28/09/2021	23900/COL.AX	Coles Group Limited.	31.92		
	07/10/2021	23900/WES.AX	Wesfarmers Limited	102.60		
	10/12/2021	23900/CSR.AX	CSR Limited	256.31		
	15/12/2021	23900/NAB.AX	National Australia Bank Limited	287.14		
	16/12/2021	23900/ANZ.AX	Australia And New Zealand Banking Group	439.71		
	28/03/2022	23900/BHP.AX	BHP Group Limited	313.87		
	30/03/2022	23900/WES.AX	Wesfarmers Limited	91.20		
	31/03/2022	23900/COL.AX	Coles Group Limited.	37.62		
	01/04/2022	23900/TLS.AX	Telstra Corporation Limited.	332.91		
	12/04/2022	23900/QBE.AXW	QBE Insurance Group Limited	3.01		
	25/05/2022	23900/BHP.AX	BHP Group Limited	803.52		
				<b>Total</b>		<b>4,128.72</b>
					100.000 %	<b>4,128.72</b>
<b>Accumulation Portion</b>						<b>0.00</b>
				0.00	0.000 %	<b>0.00</b>

**AB and YA Buttenshaw Super Fund**

**Exempt Current Pension Income Reconciliation**

For The Period 01 July 2021 - 30 June 2022

---

<b>Date</b>	<b>Account Code</b>	<b>Account Description</b>	<b>Taxable Amount</b>	<b>Actuary/Pool %</b>	<b>Exempt Amount</b>
				<b>Total Segment ECPI *</b>	<b>13,865.52</b>
				<b>SMSF Annual Return Rounding</b>	<b>2.52</b>
				<b>Total ECPI</b>	<b>13,863.00</b>

---

\* Total Segment ECPI does not include ECPI amounts from Label A. The total ECPI from Label A is shown separately at the start of the report.

**AB and YA Buttenshaw Super Fund**  
**Pension Non Deductible Expense Report**

For The Period 01 July 2021 - 30 June 2022

	Date	Account Code	Account Description	Amount	Expense %	Deductible	Non Deductible
<b>Segment - 01 July 2021 to 30 June 2022</b>							
<b>Label H</b>							
<b>Unsegregated Pool</b>							
	31/08/2021	30700	Auditor's Remuneration	550.00			
			<b>Total</b>	550.00	100.000 %	0.00	550.00
<b>Label J</b>							
<b>Unsegregated Pool</b>							
	24/09/2021	31500	Bank Charges	25.00			
	20/10/2021	30100	Accountancy Fees	1,000.00			
	24/09/2021	31500	Bank Charges	25.00			
			<b>Total</b>	1,050.00	100.000 %	0.00	1,050.00
<b>Unsegregated Pool</b>							
	04/11/2021	30400	ATO Supervisory Levy	259.00			
			<b>Total</b>	259.00	0.000 %	259.00	0.00
						<b>Label Total</b>	259.00
						<b>Total Segment Expenses</b>	<b>259.00</b>
							<b>1,600.00</b>
						<b>Total Expenses *</b>	<b>259.00</b>
							<b>1,600.00</b>

\* General expense percentage - 100.000 %

\* Investment expense percentage - 100.000 %



# AB and YA Buttenshaw Super Fund

## Statement of Taxable Income

For the year ended 30 June 2022

	<b>2022</b>
	<b>\$</b>
Benefits accrued as a result of operations	(30,871.14)
<b>Less</b>	
Exempt current pension income	13,863.00
Realised Accounting Capital Gains	3,487.05
	<u>17,350.05</u>
<b>Add</b>	
Decrease in MV of investments	26,761.99
SMSF non deductible expenses	1,600.00
Pension Payments	15,429.00
Franking Credits	4,128.72
TFN Credits - Dividends	45.00
	<u>47,964.71</u>
SMSF Annual Return Rounding	(2.52)
<b>Taxable Income or Loss</b>	<u>(259.00)</u>
Income Tax on Taxable Income or Loss	0.00
<b>Less</b>	
Franking Credits	4,128.72
<b>TAX PAYABLE</b>	<u>(4,128.72)</u>
<b>Less</b>	
TFN Credits	45.00
<b>CURRENT TAX OR REFUND</b>	<u>(4,173.72)</u>
Supervisory Levy	259.00
<b>AMOUNT DUE OR REFUNDABLE</b>	<u>(3,914.72)</u>

\* Distribution tax components review process has not been completed for the financial year.

# AB and YA Buttenshaw Super Fund

## Tax Reconciliation Report

For the year ended 30 June 2022

Tax Return Label	Date	Account Code	Account Name	Amount \$
<b>H2 - Expenses - SMSF auditor fee non deductible</b>				
	31/08/2021	30700	Auditor's Remuneration	550.00
<b>Sub-Total</b>				<b>550.00</b>
<b>Ignore Cents</b>				<b>0.00</b>
<b>Total</b>				<b>550.00</b>
<b>J1 - Expenses - Management and administration expenses</b>				
	04/11/2021	30400	ATO Supervisory Levy	259.00
<b>Sub-Total</b>				<b>259.00</b>
<b>Ignore Cents</b>				<b>0.00</b>
<b>Total</b>				<b>259.00</b>
<b>J2 - Expenses - Management and administration expenses non deductible</b>				
	24/09/2021	31500	Bank Charges	25.00
	24/09/2021	31500	Bank Charges	25.00
	20/10/2021	30100	Accountancy Fees	1,000.00
<b>Sub-Total</b>				<b>1,050.00</b>
<b>Ignore Cents</b>				<b>0.00</b>
<b>Total</b>				<b>1,050.00</b>
<b>N - TOTAL DEDUCTIONS</b>				
				259.00
<b>Sub-Total</b>				<b>259.00</b>
<b>Ignore Cents</b>				<b>0.00</b>
<b>Total</b>				<b>259.00</b>
<b>Y - TOTAL NON DEDUCTIBLE EXPENSES</b>				
				1,600.00
<b>Sub-Total</b>				<b>1,600.00</b>
<b>Ignore Cents</b>				<b>0.00</b>
<b>Total</b>				<b>1,600.00</b>
<b>O - TAXABLE INCOME OR LOSS</b>				
				(259.00)
<b>Sub-Total</b>				<b>(259.00)</b>
<b>Ignore Cents</b>				<b>0.00</b>
<b>Total</b>				<b>(259.00)</b>
<b>Z - TOTAL SMSF EXPENSES</b>				
				1,859.00
<b>Sub-Total</b>				<b>1,859.00</b>
<b>Ignore Cents</b>				<b>0.00</b>
<b>Total</b>				<b>1,859.00</b>
<b>E1 - Complying fund's franking credits tax offset</b>				
	01/07/2021	23900/ANZ.AX	Australia And New Zealand Banking Group Limited	427.50
	02/07/2021	23900/NAB.AX	National Australia Bank Limited	257.14

# AB and YA Buttenshaw Super Fund Tax Reconciliation Report

For the year ended 30 June 2022

Tax Return Label	Date	Account Code	Account Name	Amount \$
<b>E1 - Complying fund's franking credits tax offset</b>				
	21/09/2021	23900/BHP.AX	BHP Group Limited	409.62
	23/09/2021	23900/TLS.AX	Telstra Corporation Limited.	332.91
	24/09/2021	23900/QBE.AXW	QBE Insurance Group Limited	1.74
	28/09/2021	23900/COL.AX	Coles Group Limited.	31.92
	07/10/2021	23900/WES.AX	Wesfarmers Limited	102.60
	10/12/2021	23900/CSR.AX	CSR Limited	256.31
	15/12/2021	23900/NAB.AX	National Australia Bank Limited	287.14
	16/12/2021	23900/ANZ.AX	Australia And New Zealand Banking Group Limited	439.71
	28/03/2022	23900/BHP.AX	BHP Group Limited	313.87
	30/03/2022	23900/WES.AX	Wesfarmers Limited	91.20
	31/03/2022	23900/COL.AX	Coles Group Limited.	37.62
	01/04/2022	23900/TLS.AX	Telstra Corporation Limited.	332.91
	12/04/2022	23900/QBE.AXW	QBE Insurance Group Limited	3.01
	25/05/2022	23900/BHP.AX	BHP Group Limited	803.52
<b>Sub-Total</b>				<b>4,128.72</b>
<b>Ignore Cents</b>				<b>0.00</b>
<b>Total</b>				<b>4,128.72</b>
<b>E - Refundable tax offsets</b>				
				4,128.72
<b>Sub-Total</b>				<b>4,128.72</b>
<b>Ignore Cents</b>				<b>0.00</b>
<b>Total</b>				<b>4,128.72</b>
<b>H3 - Credit for tax withheld – where ABN or TFN not quoted (non-individual)</b>				
	24/09/2021	23900/QBE.AXW	QBE Insurance Group Limited	16.00
	12/04/2022	23900/QBE.AXW	QBE Insurance Group Limited	29.00
<b>Sub-Total</b>				<b>45.00</b>
<b>Ignore Cents</b>				<b>0.00</b>
<b>Total</b>				<b>45.00</b>
<b>H - Eligible credits</b>				
				45.00
<b>Sub-Total</b>				<b>45.00</b>
<b>Ignore Cents</b>				<b>0.00</b>
<b>Total</b>				<b>45.00</b>
<b>I - Remainder of refundable tax offsets</b>				
				4,128.72
<b>Sub-Total</b>				<b>4,128.72</b>
<b>Ignore Cents</b>				<b>0.00</b>
<b>Total</b>				<b>4,128.72</b>
<b>L - Supervisory levy</b>				
				259.00

**AB and YA Buttenshaw Super Fund**  
**Tax Reconciliation Report**

For the year ended 30 June 2022

<b>Tax Return Label</b>	<b>Date</b>	<b>Account Code</b>	<b>Account Name</b>	<b>Amount</b> <b>\$</b>
<hr/>				
<b>L - Supervisory levy</b>				
<b>Sub-Total</b>				<b>259.00</b>
<b>Ignore Cents</b>				<b>0.00</b>
<b>Total</b>				<b>259.00</b>
<hr/>				
<b>S - AMOUNT DUE OR REFUNDABLE</b>				
				(3,914.72)
<b>Sub-Total</b>				<b>(3,914.72)</b>
<b>Ignore Cents</b>				<b>0.00</b>
<b>Total</b>				<b>(3,914.72)</b>



## Income tax 551

<b>Date generated</b>	29/11/2022
<b>Overdue</b>	\$0.00
<b>Not yet due</b>	\$0.00
<b>Balance</b>	\$0.00

## Transactions

4 results found - from **29 November 2020** to **29 November 2022** sorted by **processed date** ordered **newest to oldest**

Processed date	Effective date	Description	Debit (DR)	Credit (CR)	Balance
1 Nov 2021	4 Nov 2021	EFT refund for Income Tax for the period from 01 Jul 20 to 30 Jun 21	\$2,360.24		\$0.00
31 Oct 2021	31 Oct 2021	Tax return Self Man Superfund - Income Tax for the period from 01 Jul 20 to 30 Jun 21		\$2,360.24	\$2,360.24 CR
10 Feb 2021	15 Feb 2021	EFT refund for Income Tax for the period from 01 Jul 19 to 30 Jun 20	\$3,792.14		\$0.00
10 Feb 2021	10 Feb 2021	Tax return Self Man Superfund - Income Tax for the period from 01 Jul 19 to 30 Jun 20		\$3,792.14	\$3,792.14 CR

# 89000 - Deferred Tax Liability/Asset

2022 Financial Year

**Preparer** Desiree Yutuc

**Reviewer** Steven Lee

**Status** Completed

Account Code	Description	CY Balance	LY Balance	Change
89000	Deferred Tax Liability/Asset	\$522.05	\$524.47	(0.46)%
<b>TOTAL</b>		<b>CY Balance</b>	<b>LY Balance</b>	
		\$522.05	\$524.47	

## Supporting Documents

- Deferred Tax Reconciliation Report [Report](#)

## Standard Checklist

- Attach all source documentation and confirmations of Liability
- Attach copy of Deferred Tax Reconciliation Report

# AB and YA Buttenshaw Super Fund

## Deferred Tax Reconciliation

For The Period 01 July 2021 - 30 June 2022

Investment Code	Investment Name	Revaluation/Tax Deferred	Permanent Difference (Non-Assessable)	Temporary Difference (Assessable)	Temporary Difference (Accumulation Portion)
<b>Revaluations</b>					
BHP.AX	BHP Group Limited	(2,576.64)	(858.88)	(1,717.76)	0.00
ECS.AX	ECS Botanics Holdings Ltd	(1,909.50)	(636.50)	(1,273.00)	0.00
WDS.AX	Woodside Energy Group Ltd	131.04	43.68	87.36	0.00
A2M.AX	The A2 Milk Company Limited	(724.50)	(241.50)	(483.00)	0.00
TLS.AX	Telstra Corporation Limited.	873.90	291.30	582.60	0.00
ANZ.AX	Australia And New Zealand Banking Group Limited	(8,721.00)	(2,907.00)	(5,814.00)	0.00
WES.AX	Wesfarmers Limited	(4,040.54)	(1,346.85)	(2,693.69)	0.00
PDN.AX	Paladin Energy Ltd	5.20	1.73	3.47	0.00
CPHO.AX1	Creso Pharma Limited	24.17	8.06	16.11	16.11
CSR.AX	CSR Limited	(7,531.00)	(2,510.33)	(5,020.67)	0.00
SYD.AX1	Sydney Airport	2,728.95	909.65	1,819.30	0.00
COL.AX	Coles Group Limited.	191.52	63.84	127.68	0.00
CPH.AX	Creso Pharma Limited	(1,522.50)	(507.50)	(1,015.00)	0.00
NAB.AX	National Australia Bank Limited	1,170.00	390.00	780.00	0.00
QBE.AXW	QBE Insurance Group Limited	503.20	167.73	335.47	0.00
NEA.AX	Nearmap Ltd	(5,364.29)	(1,788.10)	(3,576.19)	0.00
		(26,761.99)	(8,920.67)	(17,841.32)	16.11
<b>Tax Deferred Distributions</b>					
SYD.AX1	Sydney Airport	88.01	0.00	88.01	0.00
		88.01	0.00	88.01	0.00

# AB and YA Buttenshaw Super Fund Deferred Tax Reconciliation

For The Period 01 July 2021 - 30 June 2022

Investment Code	Investment Name	Revaluation/Tax Deferred	Permanent Difference (Non- Assessable)	Temporary Difference (Assessable)	Temporary Difference (Accumulation Portion)
<b>Total</b>		(26,673.98)	(8,920.67)	(17,753.31)	16.11
<b>Deferred Tax Liability (Asset) Summary</b>					
<b>Opening Balance</b>		(524.47)			
Current Year Transactions		2.42			
Total Capital Losses		0.00			
Total Tax Losses		0.00			
Deferred Tax WriteBacks/Adjustment		0.00			
Capital Loss carried forward recouped		0.00			
Tax Loss carried forward recouped		0.00			
<b>Closing Balance</b>		(522.05)			



# A - Financial Statements

2022 Financial Year

---

**Preparer** Desiree Yutuc

**Reviewer** Steven Lee

**Status** Completed

## Supporting Documents

No supporting documents

## Standard Checklist

- Attach copy of Financial Statements
- Attach copy of SMSF Annual Return

# B - Permanent Documents

2022 Financial Year

---

**Preparer** Desiree Yutuc

**Reviewer** Steven Lee

**Status** Completed

## Supporting Documents

- Fund Summary Report [Report](#)
- SF Lookup - AB & YA Buttenshaw Super Fund.pdf
- ABN Lookup - AB & YA Buttenshaw Super Fund.pdf

## Standard Checklist

- Attach latest copy of ASIC annual company statement (if corporate trustee)
- Ensure latest copies of ATO Trustee Declarations and ATO confirmation that the fund is a regulated fund is attached
- Ensure latest copies of trustee consents, member consents and registers are attached
- Ensure latest copy of trust deed (including amendments) are attached
- Use [Australian Business Register](#) to ensure details are correct
- Use [Super Fund Lookup](#) to check the eligibility to receive rollovers and contributions

# AB and YA Buttenshaw Super Fund Fund Summary Report

As at 30 June 2022

## Fund Details

Date Formed: 01/11/2010  
Tax File Number: Provided  
ABN: 92916593204

Period: 01/07/2021 - 30/06/2022  
Fund Type: SMSF  
GST Registered: No

## Postal Address:

20 Seacourt Avenue  
Dudley, New South Wales 2290

## Physical Address:

20 Seacourt Avenue  
Dudley, New South Wales 2290

## Members

Number of Members: 2

Name	Age	Member Accounts	Pension Accounts	Tax File Number	Beneficiary Details
Buttenshaw, Allan	75	2	1	Provided	Provided
Buttenshaw, Yvonne Annette	75	1	0	Provided	Not Provided

## Fund Relationships

Relationship Type	Contact
Accountant	Superhelp Australia Pty Limited
Auditor	Super Audits Pty Ltd
Fund Contact	Buttenshaw, Allan
Tax Agent	Superhelp Australia Pty Ltd
Trustee	Buttenshaw, Allan
Trustee	Buttenshaw, Yvonne Annette



## Current details for ABN 92 916 593 204

### ABN details

Entity name:	The Trustee for AB and YA Buttenshaw Super Fund
ABN status:	Active from 01 Nov 2010
Entity type:	Superannuation Fund
Goods & Services Tax (GST):	Not currently registered for GST
Main business location:	NSW 2290

### Super Fund Lookup

[Use Super Fund Lookup](#) to check the eligibility of **The Trustee for AB and YA Buttenshaw Super Fund** to receive rollovers and contributions

### Trading name(s)

From 1 November 2023, ABN Lookup will not display trading names and will only display registered business names. For more information, click [help](#)

Trading name	From
AB and YA Buttenshaw Super Fund	01 Nov 2010

### Deductible gift recipient status

Not entitled to receive tax deductible gifts

#### Disclaimer

The Registrar makes every reasonable effort to maintain current and accurate information on this site. The Commissioner of Taxation advises that if you use ABN Lookup for information about another entity for taxation purposes and that information turns out to be incorrect, in certain circumstances you will be protected from liability. For more information see [disclaimer](#)



## The Trustee for AB and YA Buttenshaw Super Fund

### ABN details

ABN:	92 916 593 204 <a href="#">View record on ABN Lookup</a>
ABN Status:	Active from 01 Nov 2010
Fund type:	ATO Regulated Self-Managed Superannuation Fund
Contact details:	20 Seacourt Ave Dudley NSW 2290 AUSTRALIA
Status:	Complying

### What does 'Complying' mean?

A 'Complying' SMSF:

- is a regulated fund
- is a resident of Australia, and
- has been issued with a [Notice of compliance](#)

### APRA Funds

See the [guidance](#) issued by APRA for further assistance in managing transfers and rollovers to SMSFs. Use the [ATO Business Portal](#) to verify a person is a member of the SMSF before completing a transfer or rollover.

### Superannuation guarantee payments

Contributions made to complying funds can qualify as Superannuation Guarantee (SG) payments. This record extract can be used to confirm this fund has been issued with a Notice of Compliance and is currently entitled to receive employer SG payments.

### Tax rates

Complying funds that meet [Superannuation Industry \(Supervision\) Act 1993](#) (SISA) standards qualify for [concessional tax rates](#).

Also refer to [frequently asked questions](#)

### Disclaimer

This extract is based on information supplied by superannuation entities to the Commissioner of Taxation.

**Important** Neither the Australian Government nor the ATO endorse or guarantee the performance of super funds.

## C - Other Documents

2022 Financial Year

---

**Preparer** Desiree Yutuc

**Reviewer** Steven Lee

**Status** Completed

### Supporting Documents

- 2022\_Investment Strategy.pdf

### Standard Checklist

- Attach copy of any SOAs issued during the Financial Year
- Attach copy of Investment Strategy
- Attach signed Engagement Letter
- Attach signed Trustee Representation Letter
- Attach Trustee Minutes prepared during the year



(1)

## INVESTMENT STRATEGY FOR AB and YA BUTTENSCHAW SUPER FUND.

Effective 01 July 2022 Investment objective:

1. To provide steady growth of investments. With the recovery from COVID, common sense demands a conservative approach to investments and the fund will aim for positive longer term returns of, say 5% to 7%. The aim of the fund is to provide an Allocated Pension for as long as possible for the 2 members, Allan and Yvonne Buttenschaw.

2. Members profiles and needs.

Allan and Yvonne are 75 years of age and are in sound health, they need steady growth and income from the fund.

They intend to continue seeking advice to actively manage the fund. Superannuation investments in the fund comprise some 15% of their total assets.

An indexed Defence Force Benefit Fund provides additional fortnightly income this benefit is enhanced by a fortnightly Department of Veteran's Affairs Disability Pension.

Centrelink Age Pensions also add to the income stream. This Age Pension has been changed to the Pension Loans Scheme and at the moment 100% pension entitlement is being drawn. This will impact on residual wealth but helps ensure the SMSF will last.

3. Desired Investments.

Direct investments, fixed interest and cash management will continue to be the core of the fund. The portfolio will consist of Australian shares, mainly income producing companies will be sought with some Blue Chip investments for growth, e.g. BHP. No more than 15% of investments will be in aggressive companies.

The aim will be diversification over Industrial, Financial, Telecom and Resources sectors.



2

AB + YA STRATEGY  
P. 2.


#### 4. Liquidity and Diversification.

To counter fluctuations in the market, a desirable minimum of 10% of the fund will be held in accessible cash, i.e. about 2 years' income, in times of market growth and due to extremely low fixed interest rates this "desirable amount" may be reduced to about 18 months cash. For stability, in times of degenerating equity performance, some shares will be sold to conserve core fund worth. The funds from such sales will be placed in term deposits and fixed interest. Reinvestment will occur on market improvement, subject to advice at the time.

#### 5. Insurance of Fund Members.

Due to the age of both members insurance premiums are either considered too high or insurance is not available. Accidental Death cover is available, however, considering the net worth of the fund, the permanence of the Age Pension and a reversion to 4/5 of the Air Force Pension on Allan's death, it is the Trustees' decision to forgo Insurance at this time.

Signed by the Trustees:



A B Buttenshaw. Y A Buttenshaw. 01 July, 2022.

---

---



# D - Pension Documentation

2022 Financial Year

---

**Preparer** Desiree Yutuc

**Reviewer** Steven Lee

**Status** Completed

## Supporting Documents

- Pension Summary Report Report
- Transfer Balance Account Summary Report

## Standard Checklist

- Attach Actuarial Certificate
- Attach documentation supporting any pensions commenced during the financial year
- Attach documentation supporting any pensions commuted during the financial year
- Ensure correct Transfer Balance Account Reports have been lodged with the ATO

AB and YA Buttenshaw Super Fund

# Pension Summary

As at 30 June 2022

Member Name : Buttenshaw, Allan

Member Age : 74\* (Date of Birth : Provided)

Member Code	Pension Type	Pension Start Date	Tax Free	Min / PF	Minimum	Maximum	Gross Pension Payments	PAYG	Net Pension Payment	Amount to reach Minimum
BUTALL0001P	Account Based Pension	01/07/2013	13.69%	2.50%	\$5,680.00*	N/A	\$15,429.00	\$0.00	\$15,429.00	NIL

\*COVID-19 50% reduction has been applied to the minimum pension amount.

					<b>\$5,680.00</b>	<b>\$0.00</b>	<b>\$15,429.00</b>	<b>\$0.00</b>	<b>\$15,429.00</b>	<b>\$0.00</b>
--	--	--	--	--	-------------------	---------------	--------------------	---------------	--------------------	---------------

**Total :**

					<b>\$5,680.00</b>	<b>\$0.00</b>	<b>\$15,429.00</b>	<b>\$0.00</b>	<b>\$15,429.00</b>	<b>\$0.00</b>
--	--	--	--	--	-------------------	---------------	--------------------	---------------	--------------------	---------------

\*Age as at 01/07/2021 or pension start date for new pensions.

**AB and YA Buttenshaw Super Fund**  
**Transfer Balance Account Summary**

For The Period 01 July 2021 - 30 June 2022

Member	Pension Type	Date	Lodgment Date	Transaction Type	Event Type	Debit	Credit	Balance	Cap Limit	Remaining Cap
Allan Buttenshaw	Below Cap	01/07/2021		Cap Indexation (85.00%) - Highest TBA (248191.60/ 1600000.00)	N/A				1,685,000.00	1,436,808.40
		01/07/2021		Opening Balance				<b>248,191.60</b>	<b>1,685,000.00</b>	<b>1,436,808.40</b>

Yvonne Annette Buttenshaw

# E - Estate Planning

2022 Financial Year

---

**Preparer** Desiree Yutuc

**Reviewer** Steven Lee

**Status** Completed

## Supporting Documents

No supporting documents

## Standard Checklist

- Attach Death Benefit Nominations (if applicable)
- Attach Life Insurance Policies (if applicable)
- Attach Reversionary Pension documentation (if applicable)
- Attach SMSF Will (if applicable)
- Review current Estate planning to ensure it matches wishes of members