

## Histar Superannuation Fund

# Trial Balance

As at 30 June 2021

Last Year	Code	Account Name	Units	Debits \$	Credits \$
	<b>24200</b>	<b>Contributions</b>			
(25,000.00)	24200/COCELE00003 A	(Contributions) Coco, Elena - Accumulation			25,000.00
(341,814.17)	24700	Changes in Market Values of Investments		6,000.00	
	<b>25000</b>	<b>Interest Received</b>			
(293.79)	25000/ANZ198092405	Cash at Bank			152.31
	<b>28000</b>	<b>Property Income</b>			
(12,116.05)	28000/HIS0001	8 Lynch St, Elimbah			11,485.44
(156,632.68)	28000/HIS0005	235 Bartholemew Rd			131,441.91
(14,651.47)	28000/HIS0006	30 Margaret Street			13,688.20
(18,017.09)	28000/HIS0007	6 Lynch Street			14,823.14
(9,619.62)	28000/HIST0001_SIG NAGE	Signage			9,056.55
3,960.00	30100	Accountancy Fees			
259.00	30400	ATO Supervisory Levy			
528.00	30700	Auditor's Remuneration			
	<b>33400</b>	<b>Depreciation</b>			
158.13	33400/HIST0001_AME NITIESBL	Amenities Block - 2/3		158.13	
90.37	33400/HIST0001_BAT HROOMREN	Bathroom Renovation - Bart Rd		90.37	
26.78	33400/HIST0001_CAPI TALREPA	Capital Repairs - 30 Margaret		26.78	
74.16	33400/HIST0001_CAR PORT-8LY	Carport - 8 Lynch St		74.16	
674.49	33400/HIST0001_COL DROOM-2/	Cold Room - 2/3		598.61	
23.52	33400/HIST0001_FAN S-30MARG	Fans - 30 Margaret		14.70	
186.30	33400/HIST0001_FLO ORING-BA	Flooring - Bart Rd		149.04	
140.05	33400/HIST0001_FLO ORINGFOR	Vinyl Flooring Bart Rd		87.53	
54.93	33400/HIST0001_GRA VEL-2/3	Gravel - 2/3		54.93	
46.75	33400/HIST0001_IMP ROVEMENT	Improvements - 8 Lynch St, Elimbah		46.75	
142.96	33400/HIST0001_OVE N&COOKTO	Oven & Cooktop - Lynch St		89.35	
286.58	33400/HIST0001_SHE D(2)-2/3	Shed (2) - 2/3		286.58	
393.70	33400/HIST0001_SHE D-2/3	Shed - 2/3		393.70	

## Histar Superannuation Fund

# Trial Balance

As at 30 June 2021

Last Year	Code	Account Name	Units	Debits \$	Credits \$
7.39	33400/HIST0001_STOVE(BARTR	Stove (Bart Rd)		4.62	
	<b>41600</b>	<b>Pensions Paid</b>			
180.00	41600/COCANT00002 P	(Pensions Paid) Coco, Antonio - Pension (Pension No. 2)			
20.00	41600/COCELE00001 P	(Pensions Paid) Coco, Elena - Pension (Pension No. 1)			
59,250.00	41600/COCELE00002 P	(Pensions Paid) Coco, Elena - Pension (Pension No. 2)			
20.00	41600/COCELE00005 P	(Pensions Paid) Coco, Elena - Pension (Account Based Pension 4)			
530.00	41600/COCELE00006 P	(Pensions Paid) Coco, Elena - Pension (Account Based Pension 5)			
	<b>41930</b>	<b>Property Expenses - Agents Management Fees</b>			
771.42	41930/HIS0001	8 Lynch St, Elimbah		771.42	
1,016.72	41930/HIS0006	30 Margaret Street		1,001.30	
1,202.56	41930/HIS0007	6 Lynch Street		1,404.57	
	<b>41960</b>	<b>Property Expenses - Council Rates &amp; Taxes</b>			
1,762.20	41960/HIS0001	8 Lynch St, Elimbah		1,795.00	
3,636.92	41960/HIS0005	235 Bartholemew Rd		2,576.27	
1,762.20	41960/HIS0006	30 Margaret Street		1,795.00	
1,762.20	41960/HIS0007	6 Lynch Street		1,795.00	
	<b>41980</b>	<b>Property Expenses - Insurance Premium</b>			
2,280.51	41980/HIS0001	8 Lynch St, Elimbah		1,344.00	
1,420.70	41980/HIS0005	235 Bartholemew Rd		1,090.06	
3,895.18	41980/HIS0006	30 Margaret Street		2,088.48	
1,462.93	41980/HIS0007	6 Lynch Street		1,738.27	
	<b>42060</b>	<b>Property Expenses - Repairs Maintenance</b>			
338.40	42060/HIS0001	8 Lynch St, Elimbah		4,999.92	
154.00	42060/HIS0006	30 Margaret Street		4,630.34	
1,747.08	42060/HIS0007	6 Lynch Street		9,207.54	
	<b>42150</b>	<b>Property Expenses - Water Rates</b>			
704.50	42150/HIS0001	8 Lynch St, Elimbah		757.34	
1,828.09	42150/HIS0006	30 Margaret Street		1,448.33	

## Histar Superannuation Fund

# Trial Balance

As at 30 June 2021

Last Year	Code	Account Name	Units	Debits \$	Credits \$
816.25	42150/HIS0007	6 Lynch Street		1,015.80	
29,983.05	48500	Income Tax Expense		24,617.10	
454,546.85	49000	Profit/Loss Allocation Account		133,496.56	
	<b>50010</b>	<b>Opening Balance</b>			
(5,899.65)	50010/COCANT00002 P	(Opening Balance) Coco, Antonio - Pension (Pension No. 2)			6,966.52
(765.17)	50010/COCELE00001 P	(Opening Balance) Coco, Elena - Pension (Pension No. 1)			901.03
(65,313.00)	50010/COCELE00002 P	(Opening Balance) Coco, Elena - Pension (Pension No. 2)			8,193.07
(21,283.84)	50010/COCELE00003 A	(Opening Balance) Coco, Elena - Accumulation			21,348.66
(674.79)	50010/COCELE00005 P	(Opening Balance) Coco, Elena - Pension (Account Based Pension 4)			810.65
	50010/COCELE00006 P	(Opening Balance) Coco, Elena - Pension (Account Based Pension 5)			25,325.70
(1,164,279.23)	50010/COCGIU00002A	(Opening Balance) Coco, Giuseppe - Accumulation			1,406,968.74
(1,162,032.70)	50010/COCLUI00002A	(Opening Balance) Coco, Luigi - Accumulation			1,404,280.86
	<b>52420</b>	<b>Contributions</b>			
(25,000.00)	52420/COCELE00003 A	(Contributions) Coco, Elena - Accumulation			25,000.00
	<b>53100</b>	<b>Share of Profit/(Loss)</b>			
(1,246.87)	53100/COCANT00002 P	(Share of Profit/(Loss)) Coco, Antonio - Pension (Pension No. 2)			319.47
(155.86)	53100/COCELE00001 P	(Share of Profit/(Loss)) Coco, Elena - Pension (Pension No. 1)			39.93
(2,130.07)	53100/COCELE00002 P	(Share of Profit/(Loss)) Coco, Elena - Pension (Pension No. 2)			372.72
(103.91)	53100/COCELE00003 A	(Share of Profit/(Loss)) Coco, Elena - Accumulation			998.35
(155.86)	53100/COCELE00005 P	(Share of Profit/(Loss)) Coco, Elena - Pension (Account Based Pension 4)			39.93
(4,571.86)	53100/COCELE00006 P	(Share of Profit/(Loss)) Coco, Elena - Pension (Account Based Pension 5)			1,171.40
(255,816.52)	53100/COCGIU00002A	(Share of Profit/(Loss)) Coco, Giuseppe - Accumulation			65,159.15
(255,348.95)	53100/COCLUI00002A	(Share of Profit/(Loss)) Coco, Luigi - Accumulation			65,012.71
	<b>53330</b>	<b>Income Tax</b>			
5.25	53330/COCELE00003 A	(Income Tax) Coco, Elena - Accumulation		160.68	
13,127.01	53330/COCGIU00002A	(Income Tax) Coco, Giuseppe - Accumulation		10,362.60	

# Histar Superannuation Fund

## Trial Balance

As at 30 June 2021

Last Year	Code	Account Name	Units	Debits \$	Credits \$
13,100.79	53330/COCLUI00002A	(Income Tax) Coco, Luigi - Accumulation		10,343.82	
	<b>53800</b>	<b>Contributions Tax</b>			
3,750.00	53800/COCELE00003A	(Contributions Tax) Coco, Elena - Accumulation		3,750.00	
	<b>54160</b>	<b>Pensions Paid</b>			
180.00	54160/COCANT00002P	(Pensions Paid) Coco, Antonio - Pension (Pension No. 2)			0.00
20.00	54160/COCELE00001P	(Pensions Paid) Coco, Elena - Pension (Pension No. 1)			0.00
59,250.00	54160/COCELE00002P	(Pensions Paid) Coco, Elena - Pension (Pension No. 2)			0.00
20.00	54160/COCELE00005P	(Pensions Paid) Coco, Elena - Pension (Account Based Pension 4)			0.00
530.00	54160/COCELE00006P	(Pensions Paid) Coco, Elena - Pension (Account Based Pension 5)			0.00
	<b>56100</b>	<b>Internal Transfers In</b>			
(21,283.84)	56100/COCELE00006P	(Internal Transfers In) Coco, Elena - Pension (Account Based Pension 5)			0.00
	<b>57100</b>	<b>Internal Transfers Out</b>			
21,283.84	57100/COCELE00003A	(Internal Transfers Out) Coco, Elena - Accumulation			0.00
	<b>60400</b>	<b>Bank Accounts</b>			
294,402.44	60400/ANZ198092405	Cash at Bank		448,433.17	
	<b>67000</b>	<b>Rent Receivable</b>			
623.77	67000/HIS00016L	6 Lynch St			0.00
636.74	67000/HIS0006	30 Margaret Street			0.00
	<b>76550</b>	<b>Plant and Equipment (at written down value) - Unitised</b>			
4,585.64	76550/HIST0001_AMENITIESBL	Amenities Block - 2/3	1.0000	4,427.51	
3,053.34	76550/HIST0001_BATHROOMREN	Bathroom Renovation - Bart Rd	1.0000	2,962.97	
830.16	76550/HIST0001_CAPITALREPA	Capital Repairs - 30 Margaret	1.0000	803.38	
2,578.96	76550/HIST0001_CARPORT-8LY	Carport - 8 Lynch St	1.0000	2,504.80	
5,320.97	76550/HIST0001_COLDROOM-2/	Cold Room - 2/3	1.0000	4,722.36	
0.00	76550/HIST0001_CURTAINS-30	Curtains - 30 Margaret	1.0000		0.00
39.21	76550/HIST0001_FANS-30MARG	Fans - 30 Margaret	1.0000	24.51	
745.20	76550/HIST0001_FLOORING-BA	Flooring - Bart Rd	1.0000	596.16	

## Histar Superannuation Fund

# Trial Balance

As at 30 June 2021

Last Year	Code	Account Name	Units	Debits \$	Credits \$
233.41	76550/HIST0001_FLO ORINGFOR	Flooring for Accommodation	1.0000	145.88	
1,592.84	76550/HIST0001_GRA VEL-2/3	Gravel - 2/3	1.0000	1,537.91	
1,214.75	76550/HIST0001_IMP ROVEMENT	Improvements - 8 Lynch St, Elimbah	1.0000	1,168.00	
238.26	76550/HIST0001_OVE N&COOKTO	Oven & Cooktop - Lynch St	1.0000	148.91	
8,310.62	76550/HIST0001_SHE D(2)-2/3	Shed (2) - 2/3	1.0000	8,024.04	
11,417.30	76550/HIST0001_SHE D-2/3	Shed - 2/3	1.0000	11,023.60	
12.32	76550/HIST0001_STO VE(BARTR	Stove (Bart Rd)	1.0000	7.70	
	<b>77200</b>	<b>Real Estate Properties ( Australian - Residential)</b>			
418,468.03	77200/HIS0001	8 Lynch St, Elimbah	1.0000	418,468.03	
1,418,631.85	77200/HIS0005	235 Bartholemew Rd	1.0000	1,418,631.85	
339,130.63	77200/HIS0006	30 Margaret Street	1.0000	339,130.63	
397,500.00	77200/HIS0007	6 Lynch Street	1.0000	397,500.00	
(16,392.73)	84000	GST Payable/Refundable			0.00
(891.05)	85000	Income Tax Payable/Refundable		12,787.85	
0.00	86000	PAYG Instalment Payable			9,574.00
(9,187.65)	88000	Sundry Creditors			0.00
	<b>88100</b>	<b>Loans</b>			
(6,346.27)	88100/00003	Coco Family Trust			33,733.93
(1,953.51)	88100/00004	Mystar Super Fund			21,449.54
				<b>3,303,313.91</b>	<b>3,303,313.91</b>

Current Year Profit/(Loss): 158,113.66

**Histar Superannuation Fund**  
**Interest Reconciliation Report**

For The Period 01 July 2020 - 30 June 2021

Date	Payment Amount	Gross Interest	TFN Withheld	Foreign Income	Foreign Credits
<b>Bank Accounts</b>					
ANZ198092405 Cash at Bank					
31/07/2020	12.68	12.68			
31/08/2020	12.91	12.91			
30/09/2020	12.65	12.65			
30/10/2020	12.67	12.67			
30/11/2020	12.92	12.92			
31/12/2020	12.96	12.96			
29/01/2021	12.22	12.22			
26/02/2021	11.80	11.80			
31/03/2021	13.72	13.72			
30/04/2021	11.99	11.99			
31/05/2021	12.31	12.31			
30/06/2021	13.48	13.48			
	152.31	152.31			
	<b>152.31</b>	<b>152.31</b>			
<b>TOTAL</b>	<b>152.31</b>	<b>152.31</b>			

**Tax Return Reconciliation**

	Totals	Tax Return Label
Gross Interest	152.31	11C

# Histar Superannuation Fund

## Depreciation Schedule

For The Period 01 July 2020 - 30 June 2021

Investment	Purchase Date	Cost	Opening Written Down Value	Adjustments			Depreciation				
				Disposals/ Decrease	Additions/ Increase	Total Value For Depreciation <sup>1</sup>	Method	Rate	Calculated Depreciation <sup>2</sup>	Posted Depreciation <sup>3</sup>	Closing Written Down Value
<b>Plant and Equipment (at written down value) - Unitised</b>											
Amenities Block - 2/3											
	01/07/2009	6,325.00	4,585.64			6,325.00	Prime Cost	2.50 %	158.13	158.13	4,427.51
Bathroom Renovation - Bart Rd											
	15/04/2014	3,614.62	3,053.34			3,614.62	Prime Cost	2.50 %	90.37	90.37	2,962.97
Capital Repairs - 30 Margaret											
	01/07/2011	1,071.18	830.16			1,071.18	Prime Cost	2.50 %	26.78	26.78	803.38
Carport - 8 Lynch St											
	01/04/2015	2,966.30	2,578.96			2,966.30	Prime Cost	2.50 %	74.16	74.16	2,504.80
Cold Room - 2/3											
	01/07/2009	19,776.00	5,320.97			5,320.97	Diminishing Value	11.25 %	598.61	598.61	4,722.36
Fans - 30 Margaret											
	06/01/2015	506.00	39.21			39.21	Low Value Pool	37.50 %	14.70	14.70	24.51
Flooring - Bart Rd											
	02/05/2014	2,939.33	745.20			745.20	Diminishing Value	20.00 %	149.04	149.04	596.16
Flooring for Accommodation											
	21/01/2013	2,000.00	233.41			233.41	Low Value Pool	37.50 %	87.53	87.53	145.88
Gravel - 2/3											
	01/07/2009	2,197.00	1,592.84			2,197.00	Prime Cost	2.50 %	54.93	54.93	1,537.91
Improvements - 8 Lynch St, Elimbah											
	01/09/2002	1,870.00	1,214.75			1,870.00	Prime Cost	2.50 %	46.75	46.75	1,168.00

Investment	Purchase Date	Cost	Opening Written Down Value	Adjustments			Depreciation			Closing Written Down Value	
				Disposals/ Decrease	Additions/ Increase	Total Value For Depreciation <sup>1</sup>	Method	Rate	Calculated Depreciation <sup>2</sup>		Posted Depreciation <sup>3</sup>
Oven & Cooktop - Lynch St											
	30/06/2014	1,265.58	238.26			238.26	Low Value Pool	37.50 %	89.35	89.35	148.91
Shed (2) - 2/3											
	01/07/2009	11,463.00	8,310.62			11,463.00	Prime Cost	2.50 %	286.58	286.58	8,024.04
Shed - 2/3											
	01/07/2009	15,748.00	11,417.30			15,748.00	Prime Cost	2.50 %	393.70	393.70	11,023.60
Stove (Bart Rd)											
	15/03/2013	407.00	12.32			12.32	Low Value Pool	37.50 %	4.62	4.62	7.70
		<b>72,149.01</b>	<b>40,172.98</b>			<b>51,844.47</b>				<b>2,075.25</b>	<b>38,097.73</b>
		<b>72,149.01</b>	<b>40,172.98</b>			<b>51,844.47</b>				<b>2,075.25</b>	<b>38,097.73</b>

<sup>1</sup> Amounts have been pro rated based on number of days in the year

<sup>2</sup> Depreciation calculated as per depreciation method

<sup>3</sup> Depreciation amounts posted to the ledger



# Histar Superannuation Fund

## Contributions Breakdown Report

For The Period 01 July 2020 - 30 June 2021

### Summary

Member	D.O.B	Age (at 30/06/2020)	Total Super Balance (at 30/06/2020) *1	Concessional	Non-Concessional	Other	Reserves	Total
Coco, Antonio	Provided	80 *4	6,966.52	0.00	0.00	0.00	0.00	0.00
Coco, Elena	Provided	69 *3	56,579.11	25,000.00	0.00	0.00	0.00	25,000.00
Coco, Giuseppe	Provided	49	1,767,709.59	0.00	0.00	0.00	0.00	0.00
Coco, Luigi	Provided	53	1,850,008.25	0.00	0.00	0.00	0.00	0.00
<b>All Members</b>				<b>25,000.00</b>	<b>0.00</b>	<b>0.00</b>	<b>0.00</b>	<b>25,000.00</b>

\*1 TSB can include information external to current fund's transaction records. The amount is per individual across all funds.

\*3 Members aged 67 to 74 must satisfy work test or meet work test exemption criteria (applies from 1 July 2019) for your fund to accept non-mandated contributions (e.g. salary sacrifice, personal super contributions). NCC bring-forward arrangement is not available.

\*4 Members aged 75 or over generally can't accept non-mandated contributions. Only mandated employer contribution can be accepted.

### Contribution Caps

Member	Contribution Type	Contributions	Cap	Current Position
Coco, Antonio	Concessional	0.00	75,000.00	75,000.00 Below Cap
	(5 year carry forward cap available)			
Coco, Elena	Concessional	25,000.00	25,000.00	At Limit
	Non-Concessional	0.00	100,000.00	100,000.00 Below Cap
Coco, Giuseppe	Concessional	0.00	25,000.00	25,000.00 Below Cap
	Non-Concessional	0.00	0.00	Total Super Balance Over TBC
Coco, Luigi	Concessional	0.00	25,000.00	25,000.00 Below Cap
	Non-Concessional	0.00	0.00	Total Super Balance Over TBC

### Carry Forward Unused Concessional Contribution Cap

Member	2016	2017	2018	2019	2020	2021	Current Position
--------	------	------	------	------	------	------	------------------

Coco, Antonio							
Concessional Contribution Cap	35,000.00	35,000.00	25,000.00	25,000.00	25,000.00	25,000.00	
Concessional Contribution	0.00	0.00	0.00	0.00	0.00	0.00	
Unused Concessional Contribution	0.00	0.00	0.00	25,000.00	25,000.00	25,000.00	
Cumulative Carry Forward Unused	N/A	N/A	N/A	0.00	25,000.00	50,000.00	
Maximum Cap Available	35,000.00	35,000.00	25,000.00	25,000.00	50,000.00	75,000.00	75,000.00 Below Cap
Total Super Balance	0.00	0.00	547,206.86	75,727.47	5,899.65	6,966.52	
Coco, Elena							
Concessional Contribution Cap	35,000.00	35,000.00	25,000.00	25,000.00	25,000.00	25,000.00	
Concessional Contribution	35,000.00	35,000.00	25,000.00	25,000.00	25,000.00	25,000.00	
Unused Concessional Contribution	0.00	0.00	0.00	0.00	0.00	0.00	
Cumulative Carry Forward Unused	N/A	N/A	N/A	0.00	0.00	0.00	
Maximum Cap Available	35,000.00	35,000.00	25,000.00	25,000.00	25,000.00	25,000.00	At Limit
Total Super Balance	0.00	0.00	1,023,317.51	286,404.85	88,036.80	56,579.11	
Coco, Giuseppe							
Concessional Contribution Cap	30,000.00	30,000.00	25,000.00	25,000.00	25,000.00	25,000.00	
Concessional Contribution	30,000.00	30,000.00	25,000.00	25,000.00	0.00	0.00	
Unused Concessional Contribution	0.00	0.00	0.00	0.00	25,000.00	25,000.00	
Cumulative Carry Forward Unused	N/A	N/A	N/A	0.00	0.00	0.00	
Maximum Cap Available	30,000.00	30,000.00	25,000.00	25,000.00	25,000.00	25,000.00	25,000.00 Below Cap
Total Super Balance	0.00	0.00	1,252,623.44	1,358,940.81	1,482,249.24	1,767,709.59	
Coco, Luigi							
Concessional Contribution Cap	30,000.00	35,000.00	25,000.00	25,000.00	25,000.00	25,000.00	
Concessional Contribution	28,000.00	28,464.51	23,000.00	23,000.00	0.00	0.00	
Unused Concessional Contribution	0.00	0.00	0.00	2,000.00	25,000.00	25,000.00	
Cumulative Carry Forward Unused	N/A	N/A	N/A	0.00	0.00	0.00	
Maximum Cap Available	30,000.00	35,000.00	25,000.00	25,000.00	25,000.00	25,000.00	25,000.00 Below Cap
Total Super Balance	0.00	0.00	1,320,503.28	1,431,337.61	1,560,026.52	1,850,008.25	

### NCC Bring Forward Caps

Member	Bring Forward Cap	2018	2019	2020	2021	Total	Current Position
Coco, Antonio	N/A	0.00	0.00	0.00	0.00	N/A	Bring Forward Not Triggered
Coco, Elena	N/A	0.00	0.00	0.00	0.00	N/A	Bring Forward Not Triggered
Coco, Giuseppe	N/A	0.00	0.00	0.00	0.00	N/A	Bring Forward Not Triggered



Histar Superannuation Fund

# Contributions Summary Report

For The Period 01 July 2020 - 30 June 2021

---

## Elena Coco

Date of Birth:	Provided
Age:	70 (at year end)
Member Code:	COCELE00003A
Total Super Balance*1 as at 30/06/2020:	56,579.11

### Contributions Summary Concessional Contribution

**2021**

Employer	25,000.00
	<hr/>
	25,000.00

<b>Total Contributions</b>	<hr/>
	25,000.00
	<hr/>

\*1 TSB can include information external to current fund's transaction records. The amount is per individual across all funds.

---

# Histar Superannuation Fund Investment Summary Report

As at 30 June 2021

Investment	Units	Market Price <sup>1</sup>	Market Value	Average Cost	Accounting Cost	Unrealised Gain/(Loss)	Gain/(Loss)%	Portfolio Weight%
<b>Cash/Bank Accounts</b>								
Cash at Bank		448,433.170000	448,433.17	448,433.17	448,433.17			14.65 %
			<b>448,433.17</b>		<b>448,433.17</b>		<b>0.00 %</b>	<b>14.65 %</b>
<b>Plant and Equipment (at written down value) - Unitised</b>								
HIST0001_A Amenities Block - 2/3 MENITIESBL	1.00	4,427.510000	4,427.51	6,325.00	6,325.00	(1,897.49)	(30.00) %	0.14 %
HIST0001_B Bathroom Renovation - Bart Rd ATHROOMR EN	1.00	2,962.970000	2,962.97	3,614.62	3,614.62	(651.65)	(18.03) %	0.10 %
HIST0001_C Capital Repairs - 30 Margaret APITALREP	1.00	803.380000	803.38	1,071.18	1,071.18	(267.80)	(25.00) %	0.03 %
HIST0001_C Carport - 8 Lynch St ARPORT- 8LY	1.00	2,504.800000	2,504.80	2,966.30	2,966.30	(461.50)	(15.56) %	0.08 %
HIST0001_C Cold Room - 2/3 OLDROOM- 2/	1.00	4,722.360000	4,722.36	19,776.00	19,776.00	(15,053.64)	(76.12) %	0.15 %
HIST0001_C Curtains - 30 Margaret URTAINS-30	1.00	0.000000*	0.00	294.87	294.87	(294.87)	(100.00) %	0.00 %
HIST0001_F Fans - 30 Margaret ANS- 30MARG	1.00	24.510000	24.51	506.00	506.00	(481.49)	(95.16) %	0.00 %
HIST0001_F Flooring - Bart Rd LOORING- BA	1.00	596.160000	596.16	2,939.33	2,939.33	(2,343.17)	(79.72) %	0.02 %
HIST0001_F Flooring for Accommodation LOORINGFO R	1.00	145.880000	145.88	2,000.00	2,000.00	(1,854.12)	(92.71) %	0.00 %
HIST0001_G Gravel - 2/3 RAVEL-2/3	1.00	1,537.910000	1,537.91	2,197.00	2,197.00	(659.09)	(30.00) %	0.05 %
HIST0001_I Improvements - 8 Lynch St, MPROVEME Elimbah NT	1.00	1,168.000000	1,168.00	1,870.00	1,870.00	(702.00)	(37.54) %	0.04 %
HIST0001_O Oven & Cooktop - Lynch St VEN&COOK TO	1.00	148.910000	148.91	1,265.58	1,265.58	(1,116.67)	(88.23) %	0.00 %
HIST0001_S Shed (2) - 2/3 HED(2)-2/3	1.00	8,024.040000	8,024.04	11,463.00	11,463.00	(3,438.96)	(30.00) %	0.26 %
HIST0001_S Shed - 2/3	1.00	11,023.600000	11,023.60	15,748.00	15,748.00	(4,724.40)	(30.00) %	0.36 %

# Histar Superannuation Fund

## Investment Summary Report

As at 30 June 2021

Investment	Units	Market Price <sup>1</sup>	Market Value	Average Cost	Accounting Cost	Unrealised Gain/(Loss)	Gain/(Loss)%	Portfolio Weight%
HED-2/3								
HIST0001_S Stove (Bart Rd) TOVE(BART R	1.00	7.700000	7.70	407.00	407.00	(399.30)	(98.11) %	0.00 %
			<b>38,097.73</b>		<b>72,443.88</b>	<b>(34,346.15)</b>	<b>(47.41) %</b>	<b>1.24 %</b>
<b>Real Estate Properties ( Australian - Residential)</b>								
HIS0005 235 Bartholemew Rd	1.00	1,418,631.850000*	1,418,631.85	879,192.13	879,192.13	539,439.72	61.36 %	46.36 %
HIS0006 30 Margaret Street	1.00	339,130.630000*	339,130.63	269,470.00	269,470.00	69,660.63	25.85 %	11.08 %
HIS0007 6 Lynch Street	1.00	397,500.000000*	397,500.00	301,668.04	301,668.04	95,831.96	31.77 %	12.99 %
HIS0001 8 Lynch St, Elimbah	1.00	418,468.030000*	418,468.03	75,322.27	75,322.27	343,145.76	455.57 %	13.67 %
			<b>2,573,730.51</b>		<b>1,525,652.44</b>	<b>1,048,078.07</b>	<b>68.70 %</b>	<b>84.10 %</b>
			<b>3,060,261.41</b>		<b>2,046,529.49</b>	<b>1,013,731.92</b>	<b>49.53 %</b>	<b>100.00 %</b>

<sup>1</sup>Market Prices as at Reporting Date. Note: Where prices unavailable, system will use last known price

\* Investments using last known price

Investment	Market Price	Market Price Date
Curtains - 30 Margaret	0.000000	30/06/2020
235 Bartholemew Rd	1418631.850000	30/06/2019
30 Margaret Street	339130.630000	30/06/2020
6 Lynch Street	397500.000000	30/06/2020
8 Lynch St, Elimbah	418468.030000	30/06/2020

## Histar Superannuation Fund

# Investment Summary with Market Movement

As at 30 June 2021

Investment	Units	Market Price	Market Value	Average Cost	Accounting Cost	Unrealised		Realised Movement
						Overall	Current Year	
<b>Cash/Bank Accounts</b>								
Cash at Bank		448,433.170000	448,433.17	448,433.17	448,433.17			
			<b>448,433.17</b>		<b>448,433.17</b>			
<b>Plant and Equipment (at written down value) - Unitised</b>								
HIST0001_A Amenities Block - 2/3 MENITIESBL	1.00	4,427.510000	4,427.51	6,325.00	6,325.00	(1,897.49)	0.00	0.00
HIST0001_B Bathroom Renovation - Bart Rd ATHROOMR EN	1.00	2,962.970000	2,962.97	3,614.62	3,614.62	(651.65)	0.00	0.00
HIST0001_C Capital Repairs - 30 Margaret APITALREP	1.00	803.380000	803.38	1,071.18	1,071.18	(267.80)	0.00	0.00
HIST0001_C Carport - 8 Lynch St ARPORT- 8LY	1.00	2,504.800000	2,504.80	2,966.30	2,966.30	(461.50)	0.00	0.00
HIST0001_C Cold Room - 2/3 OLDROOM- 2/	1.00	4,722.360000	4,722.36	19,776.00	19,776.00	(15,053.64)	0.00	0.00
HIST0001_C Curtains - 30 Margaret URTAINS-30	1.00	0.000000	0.00	294.87	294.87	(294.87)	0.00	0.00
HIST0001_F Fans - 30 Margaret ANS- 30MARG	1.00	24.510000	24.51	506.00	506.00	(481.49)	0.00	0.00
HIST0001_F Flooring - Bart Rd LOORING- BA	1.00	596.160000	596.16	2,939.33	2,939.33	(2,343.17)	0.00	0.00
HIST0001_F Flooring for Accommodation LOORINGFO R	1.00	145.880000	145.88	2,000.00	2,000.00	(1,854.12)	0.00	0.00
HIST0001_G Gravel - 2/3 RAVEL-2/3	1.00	1,537.910000	1,537.91	2,197.00	2,197.00	(659.09)	0.00	0.00
HIST0001_I Improvements - 8 Lynch St, Elimbah MPROVEME NT	1.00	1,168.000000	1,168.00	1,870.00	1,870.00	(702.00)	0.00	0.00
HIST0001_O Oven & Cooktop - Lynch St VEN&COOK TO	1.00	148.910000	148.91	1,265.58	1,265.58	(1,116.67)	0.00	0.00
HIST0001_S Shed (2) - 2/3 HED(2)-2/3	1.00	8,024.040000	8,024.04	11,463.00	11,463.00	(3,438.96)	0.00	0.00
HIST0001_S Shed - 2/3 HED-2/3	1.00	11,023.600000	11,023.60	15,748.00	15,748.00	(4,724.40)	0.00	0.00
HIST0001_S Stove (Bart Rd)	1.00	7.700000	7.70	407.00	407.00	(399.30)	0.00	0.00

Histar Superannuation Fund

**Investment Summary with Market Movement**

As at 30 June 2021

Investment	Units	Market Price	Market Value	Average Cost	Accounting Cost	Overall	Unrealised Current Year	Realised Movement	
TOVE(BART R			<b>38,097.73</b>		<b>72,443.88</b>	<b>(34,346.15)</b>	<b>0.00</b>	<b>0.00</b>	
<b>Real Estate Properties ( Australian - Residential)</b>									
HIS0005	235 Bartholemew Rd	1.00	1,418,631.850000	1,418,631.85	879,192.13	879,192.13	539,439.72	0.00	0.00
HIS0006	30 Margaret Street	1.00	339,130.630000	339,130.63	269,470.00	269,470.00	69,660.63	0.00	0.00
HIS0007	6 Lynch Street	1.00	397,500.000000	397,500.00	301,668.04	301,668.04	95,831.96	(6,000.00)	0.00
HIS0001	8 Lynch St, Elimbah	1.00	418,468.030000	418,468.03	75,322.27	75,322.27	343,145.76	0.00	0.00
			<b>2,573,730.51</b>		<b>1,525,652.44</b>	<b>1,048,078.07</b>	<b>(6,000.00)</b>	<b>0.00</b>	
			<b>3,060,261.41</b>		<b>2,046,529.49</b>	<b>1,013,731.92</b>	<b>(6,000.00)</b>	<b>0.00</b>	





# Histar Superannuation Fund

## Investment Movement Report

As at 30 June 2021

Investment	Opening Balance		Additions		Disposals			Closing Balance		
	Units	Cost	Units	Cost	Units	Cost	Accounting Profit/(Loss)	Units	Cost	Market Value
	1.00	2,197.00						1.00	2,197.00	1,537.91
HIST0001_IMPROVEMENT - Improvements - 8 Lynch St, Elimbah	1.00	1,870.00						1.00	1,870.00	1,168.00
HIST0001_OVEN&COOKTO - Oven & Cooktop - Lynch St	1.00	1,265.58						1.00	1,265.58	148.91
HIST0001_SHED(2)-2/3 - Shed (2) - 2/3	1.00	11,463.00						1.00	11,463.00	8,024.04
HIST0001_SHED-2/3 - Shed - 2/3	1.00	15,748.00						1.00	15,748.00	11,023.60
HIST0001_STOVE(BARTR - Stove (Bart Rd)	1.00	407.00						1.00	407.00	7.70
		<b>72,443.88</b>							<b>72,443.88</b>	<b>38,097.73</b>
<b>Real Estate Properties ( Australian - Residential)</b>										
HIS0005 - 235 Bartholemew Rd	1.00	879,192.13						1.00	879,192.13	1,418,631.85
HIS0006 - 30 Margaret Street	1.00	269,470.00						1.00	269,470.00	339,130.63
HIS0007 - 6 Lynch Street	1.00	295,668.04		6,000.00				1.00	301,668.04	397,500.00
HIS0001 - 8 Lynch St, Elimbah	1.00	75,322.27						1.00	75,322.27	418,468.03
		<b>1,519,652.44</b>		<b>6,000.00</b>					<b>1,525,652.44</b>	<b>2,573,730.51</b>
		<b>1,886,498.76</b>		<b>213,529.27</b>		<b>(53,498.54)</b>			<b>2,046,529.49</b>	<b>3,060,261.41</b>

## Histar Superannuation Fund

# Capital Gains Reconciliation Report

For The Period 01 July 2020 - 30 June 2021

	Total	Discounted	Indexed	Other	Notional
<b>Losses available to offset</b>					
Carried forward from prior losses	0.00				
Carried forward from prior losses - Collectables	0.00				
Current year capital losses	0.00				
Current year capital losses - Collectables	0.00				
<b>Total Losses Available</b>	<b>0.00</b>				
<b>Total Losses Available - Collectables</b>	<b>0.00</b>				
<b>Capital Gains</b>					
Capital gains from disposal of assets	0.00	0.00	0.00	0.00	0.00
Capital gains from disposal of assets - Collectables	0.00	0.00	0.00	0.00	0.00
Capital gains from trust distributions	0.00	0.00	0.00	0.00	0.00
<b>Capital Gains Before Losses applied</b>	<b>0.00</b>	<b>0.00</b>	<b>0.00</b>	<b>0.00</b>	<b>0.00</b>
<b>Losses and discount applied</b>					
Losses applied	0.00	0.00	0.00	0.00	0.00
Losses applied - Collectables	0.00	0.00	0.00	0.00	0.00
Capital gains after losses applied	0.00	0.00	0.00	0.00	0.00
Capital gains after losses applied - Collectables	0.00	0.00	0.00	0.00	0.00
CGT Discount applied	0.00				
CGT Discount applied - Collectables	0.00				

## Histar Superannuation Fund

# Capital Gains Reconciliation Report

For The Period 01 July 2020 - 30 June 2021

---

	Total	Discounted	Indexed	Other	Notional
<b>Net Capital Gain</b>					
Net capital gain	0.00				
Net capital gain - Collectables	0.00				
<b>Total Net Capital Gain (11A)</b>	<b>0.00</b>				
<b>Net Capital Losses Carried Forward to later income</b>					
Net Capital Losses Carried Forward to later income years	0.00				
Net Capital Losses Carried Forward to later income years - Collectables	0.00				
<b>Total Net Capital Losses Carried Forward to later income years (14V)</b>	<b>0.00</b>				

---

### Note

Refer to Realised Gains Report for details of Disposals at a Security level

Refer to Distribution Reconciliation Report for Trust Distribution details at a Security level

---

# Histar Superannuation Fund

## Members Summary

As at 30 June 2021

Opening Balances	Increases				Decreases					Closing Balance	
	Contributions	Transfers In	Net Earnings	Insurance Proceeds	Pensions Paid	Contributions Tax	Taxes Paid	Benefits Paid/Transfers Out	Insurance Premiums		Member Expenses
<b>Antonio Coco (Age: 81)</b>											
COCANT00002P - Pension No. 2 - Tax Free: 99.37%											
6,966.52			319.47								7,285.99
COCANT00003A - Accumulation											
<b>6,966.52</b>			<b>319.47</b>								<b>7,285.99</b>
<b>Giuseppe Coco (Age: 50)</b>											
COGIU00002A - Accumulation											
1,406,968.74			65,159.15				10,362.60				1,461,765.29
<b>1,406,968.74</b>			<b>65,159.15</b>				<b>10,362.60</b>				<b>1,461,765.29</b>
<b>Elena Coco (Age: 70)</b>											
COCELE00001P - Pension No. 1 - Tax Free: 0.00%											
901.03			39.93								940.96
COCELE00002P - Pension No. 2 - Tax Free: 99.38%											
8,193.07			372.72								8,565.79
COCELE00003A - Accumulation											
21,348.66	25,000.00		998.35			3,750.00	160.68				43,436.33

# Histar Superannuation Fund

## Members Summary

As at 30 June 2021

Opening Balances	Increases				Decreases					Closing Balance	
	Contributions	Transfers In	Net Earnings	Insurance Proceeds	Pensions Paid	Contributions Tax	Taxes Paid	Benefits Paid/ Transfers Out	Insurance Premiums		Member Expenses
COCELE00005P - Account Based Pension 4 - Tax Free: 0.00%											
810.65			39.93								850.58
COCELE00006P - Account Based Pension 5 - Tax Free: 0.00%											
25,325.70			1,171.40								26,497.10
<b>56,579.11</b>	<b>25,000.00</b>		<b>2,622.33</b>			<b>3,750.00</b>	<b>160.68</b>				<b>80,290.76</b>
<b>Luigi Coco (Age: 54)</b>											
COCLUI00002A - Accumulation											
1,404,280.86			65,012.71				10,343.82				1,458,949.75
<b>1,404,280.86</b>			<b>65,012.71</b>				<b>10,343.82</b>				<b>1,458,949.75</b>
<b>2,874,795.23</b>	<b>25,000.00</b>		<b>133,113.66</b>			<b>3,750.00</b>	<b>20,867.10</b>				<b>3,008,291.79</b>

# Histar Superannuation Fund Members Statement

Antonio Coco  
130 Bartholomew Road  
Elimbah, Queensland, 4516, Australia

## Your Details

Date of Birth : Provided  
Age: 81  
Tax File Number: Provided  
Date Joined Fund: 11/12/2001  
Service Period Start Date: 11/12/2001  
Date Left Fund:  
Member Code: COCANT00002P  
Account Start Date: 01/07/2015  
Account Phase: Retirement Phase  
Account Description: Pension No. 2

Nominated Beneficiaries N/A  
Vested Benefits 7,285.99  
Total Death Benefit 7,285.99  
Current Salary 0.00  
Previous Salary 0.00  
Disability Benefit 0.00

## Your Balance

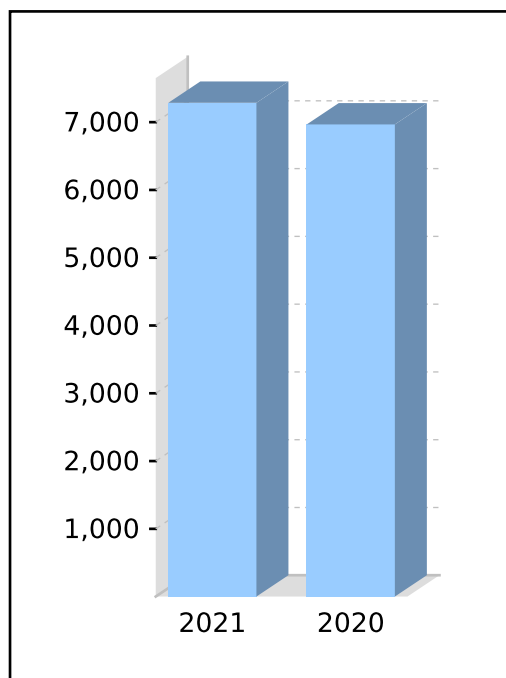
Total Benefits 7,285.99

### Preservation Components

Preserved 37,531.68  
Unrestricted Non Preserved (30,245.69)  
Restricted Non Preserved

### Tax Components

Tax Free (99.37%) 7,240.08  
Taxable 45.91



## Your Detailed Account Summary

	This Year
Opening balance at 01/07/2020	6,966.52
<u>Increases to Member account during the period</u>	
Employer Contributions	
Personal Contributions (Concessional)	
Personal Contributions (Non Concessional)	
Government Co-Contributions	
Other Contributions	
Proceeds of Insurance Policies	
Transfers In	
Net Earnings	319.47
Internal Transfer In	
<u>Decreases to Member account during the period</u>	
Pensions Paid	
Contributions Tax	
Income Tax	
No TFN Excess Contributions Tax	
Excess Contributions Tax	
Refund Excess Contributions	
Division 293 Tax	
Insurance Policy Premiums Paid	
Management Fees	
Member Expenses	
Benefits Paid/Transfers Out	
Superannuation Surcharge Tax	
Internal Transfer Out	
Closing balance at 30/06/2021	7,285.99

# Histar Superannuation Fund Members Statement

Antonio Coco  
130 Bartholomew Road  
Elimbah, Queensland, 4516, Australia

## Your Details

Date of Birth : Provided  
Age: 81  
Tax File Number: Provided  
Date Joined Fund: 11/12/2001  
Service Period Start Date:  
Date Left Fund:  
Member Code: COCANT00003A  
Account Start Date: 11/12/2001  
Account Phase: Accumulation Phase  
Account Description: Accumulation

Nominated Beneficiaries N/A  
Vested Benefits  
Total Death Benefit 0.00  
Current Salary 0.00  
Previous Salary 0.00  
Disability Benefit 0.00

## Your Balance

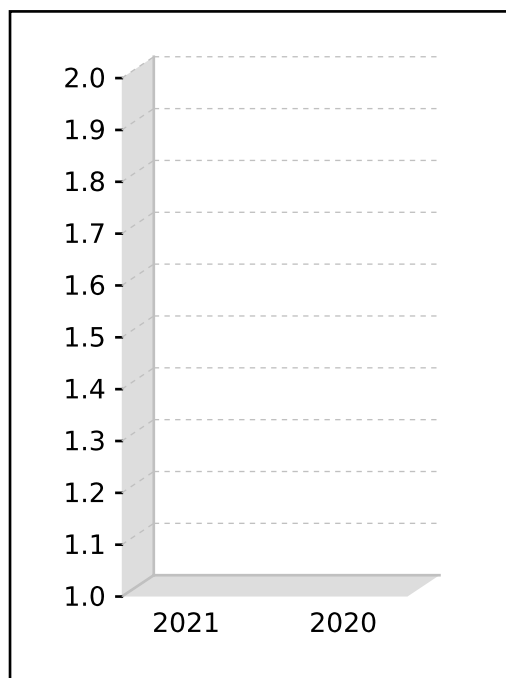
### Total Benefits

#### Preservation Components

Preserved  
Unrestricted Non Preserved  
Restricted Non Preserved

#### Tax Components

Tax Free  
Taxable



## Your Detailed Account Summary

This Year

Opening balance at 01/07/2020

#### Increases to Member account during the period

Employer Contributions  
Personal Contributions (Concessional)  
Personal Contributions (Non Concessional)  
Government Co-Contributions  
Other Contributions  
Proceeds of Insurance Policies  
Transfers In  
Net Earnings  
Internal Transfer In

#### Decreases to Member account during the period

Pensions Paid  
Contributions Tax  
Income Tax  
No TFN Excess Contributions Tax  
Excess Contributions Tax  
Refund Excess Contributions  
Division 293 Tax  
Insurance Policy Premiums Paid  
Management Fees  
Member Expenses  
Benefits Paid/Transfers Out  
Superannuation Surcharge Tax  
Internal Transfer Out

Closing balance at 30/06/2021

0.00



# Histar Superannuation Fund Members Statement

Giuseppe Coco  
130 Bartholomew Road  
Elimbah, Queensland, 4516, Australia

## Your Details

Date of Birth : Provided  
Age: 50  
Tax File Number: Provided  
Date Joined Fund: 11/12/2001  
Service Period Start Date:  
Date Left Fund:  
Member Code: COCGIU00002A  
Account Start Date: 11/12/2001  
Account Phase: Accumulation Phase  
Account Description: Accumulation

Nominated Beneficiaries N/A  
Vested Benefits 1,461,765.29  
Total Death Benefit 1,461,765.29  
Current Salary 0.00  
Previous Salary 0.00  
Disability Benefit 0.00

## Your Balance

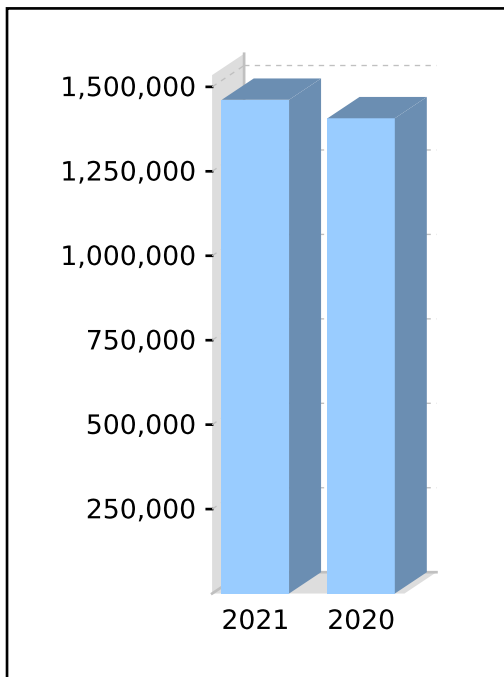
Total Benefits 1,461,765.29

### Preservation Components

Preserved 1,461,765.29  
Unrestricted Non Preserved  
Restricted Non Preserved

### Tax Components

Tax Free 295,810.63  
Taxable 1,165,954.66



## Your Detailed Account Summary

	This Year
Opening balance at 01/07/2020	1,406,968.74
<u>Increases to Member account during the period</u>	
Employer Contributions	
Personal Contributions (Concessional)	
Personal Contributions (Non Concessional)	
Government Co-Contributions	
Other Contributions	
Proceeds of Insurance Policies	
Transfers In	
Net Earnings	65,159.15
Internal Transfer In	
<u>Decreases to Member account during the period</u>	
Pensions Paid	
Contributions Tax	
Income Tax	10,362.60
No TFN Excess Contributions Tax	
Excess Contributions Tax	
Refund Excess Contributions	
Division 293 Tax	
Insurance Policy Premiums Paid	
Management Fees	
Member Expenses	
Benefits Paid/Transfers Out	
Superannuation Surcharge Tax	
Internal Transfer Out	
Closing balance at 30/06/2021	1,461,765.29

# Histar Superannuation Fund

## Members Statement

Elena Coco  
 130 Bartholomew Road  
 Elimbah, Queensland, 4516, Australia

### Your Details

Date of Birth : Provided  
 Age: 70  
 Tax File Number: Provided  
 Date Joined Fund: 11/12/2001  
 Service Period Start Date: 11/12/2001  
 Date Left Fund:  
 Member Code: COCELE00001P  
 Account Start Date: 01/07/2015  
 Account Phase: Retirement Phase  
 Account Description: Pension No. 1

Nominated Beneficiaries N/A  
 Vested Benefits 940.96  
 Total Death Benefit 940.96  
 Current Salary 0.00  
 Previous Salary 0.00  
 Disability Benefit 0.00

### Your Balance

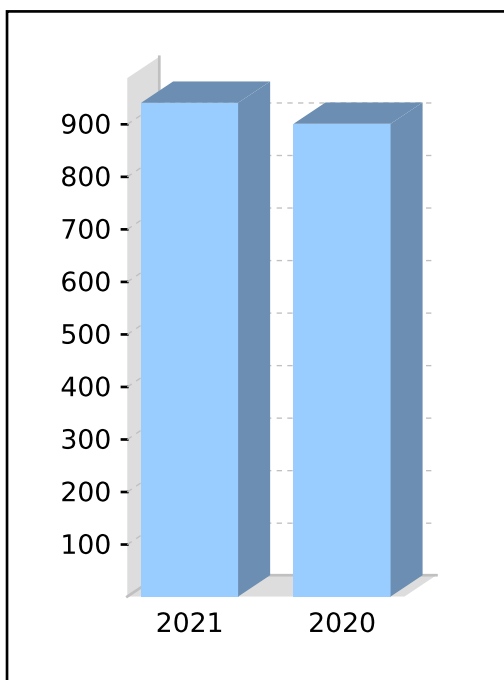
Total Benefits 940.96

#### Preservation Components

Preserved  
 Unrestricted Non Preserved 940.96  
 Restricted Non Preserved

#### Tax Components

Tax Free (0.00%)  
 Taxable 940.96



### Your Detailed Account Summary

	This Year
Opening balance at 01/07/2020	901.03
<u>Increases to Member account during the period</u>	
Employer Contributions	
Personal Contributions (Concessional)	
Personal Contributions (Non Concessional)	
Government Co-Contributions	
Other Contributions	
Proceeds of Insurance Policies	
Transfers In	
Net Earnings	39.93
Internal Transfer In	
<u>Decreases to Member account during the period</u>	
Pensions Paid	
Contributions Tax	
Income Tax	
No TFN Excess Contributions Tax	
Excess Contributions Tax	
Refund Excess Contributions	
Division 293 Tax	
Insurance Policy Premiums Paid	
Management Fees	
Member Expenses	
Benefits Paid/Transfers Out	
Superannuation Surcharge Tax	
Internal Transfer Out	
Closing balance at 30/06/2021	940.96

# Histar Superannuation Fund

## Members Statement

Elena Coco  
 130 Bartholomew Road  
 Elimbah, Queensland, 4516, Australia

### Your Details

Date of Birth : Provided  
 Age: 70  
 Tax File Number: Provided  
 Date Joined Fund: 11/12/2001  
 Service Period Start Date: 11/12/2001  
 Date Left Fund:  
 Member Code: COCELE00002P  
 Account Start Date: 01/07/2015  
 Account Phase: Retirement Phase  
 Account Description: Pension No. 2

Nominated Beneficiaries N/A  
 Vested Benefits 8,565.79  
 Total Death Benefit 8,565.79  
 Current Salary 0.00  
 Previous Salary 0.00  
 Disability Benefit 0.00

### Your Balance

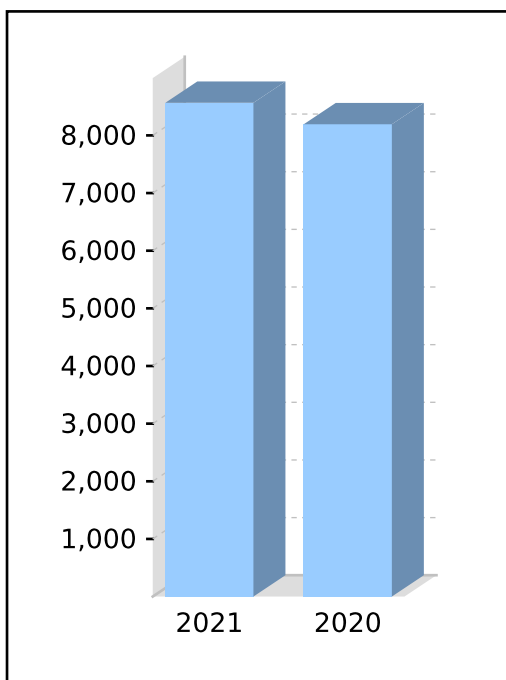
Total Benefits 8,565.79

#### Preservation Components

Preserved (53,717.00)  
 Unrestricted Non Preserved 62,282.79  
 Restricted Non Preserved

#### Tax Components

Tax Free (99.38%) 8,512.67  
 Taxable 53.12



### Your Detailed Account Summary

	This Year
Opening balance at 01/07/2020	8,193.07
<u>Increases to Member account during the period</u>	
Employer Contributions	
Personal Contributions (Concessional)	
Personal Contributions (Non Concessional)	
Government Co-Contributions	
Other Contributions	
Proceeds of Insurance Policies	
Transfers In	
Net Earnings	372.72
Internal Transfer In	
<u>Decreases to Member account during the period</u>	
Pensions Paid	
Contributions Tax	
Income Tax	
No TFN Excess Contributions Tax	
Excess Contributions Tax	
Refund Excess Contributions	
Division 293 Tax	
Insurance Policy Premiums Paid	
Management Fees	
Member Expenses	
Benefits Paid/Transfers Out	
Superannuation Surcharge Tax	
Internal Transfer Out	
Closing balance at 30/06/2021	8,565.79

# Histar Superannuation Fund

## Members Statement

Elena Coco  
 130 Bartholomew Road  
 Elimbah, Queensland, 4516, Australia

### Your Details

Date of Birth : Provided  
 Age: 70  
 Tax File Number: Provided  
 Date Joined Fund: 11/12/2001  
 Service Period Start Date: 11/12/2001  
 Date Left Fund:  
 Member Code: COCELE00003A  
 Account Start Date: 11/12/2001  
 Account Phase: Accumulation Phase  
 Account Description: Accumulation

Nominated Beneficiaries N/A  
 Vested Benefits 43,436.33  
 Total Death Benefit 43,436.33  
 Current Salary 0.00  
 Previous Salary 0.00  
 Disability Benefit 0.00

### Your Balance

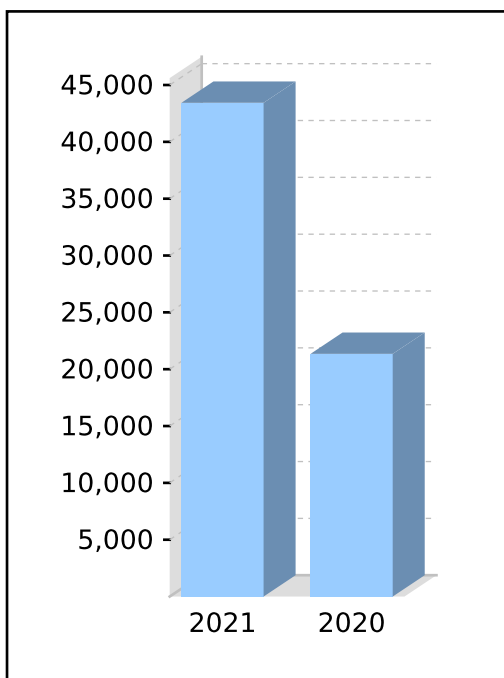
Total Benefits 43,436.33

#### Preservation Components

Preserved  
 Unrestricted Non Preserved 43,436.33  
 Restricted Non Preserved

#### Tax Components

Tax Free  
 Taxable 43,436.33



### Your Detailed Account Summary

	This Year
Opening balance at 01/07/2020	21,348.66
<u>Increases to Member account during the period</u>	
Employer Contributions	25,000.00
Personal Contributions (Concessional)	
Personal Contributions (Non Concessional)	
Government Co-Contributions	
Other Contributions	
Proceeds of Insurance Policies	
Transfers In	
Net Earnings	998.35
Internal Transfer In	
<u>Decreases to Member account during the period</u>	
Pensions Paid	
Contributions Tax	3,750.00
Income Tax	160.68
No TFN Excess Contributions Tax	
Excess Contributions Tax	
Refund Excess Contributions	
Division 293 Tax	
Insurance Policy Premiums Paid	
Management Fees	
Member Expenses	
Benefits Paid/Transfers Out	
Superannuation Surcharge Tax	
Internal Transfer Out	
Closing balance at 30/06/2021	43,436.33

# Histar Superannuation Fund Members Statement

Elena Coco  
130 Bartholomew Road  
Elimbah, Queensland, 4516, Australia

## Your Details

Date of Birth : Provided  
Age: 70  
Tax File Number: Provided  
Date Joined Fund: 11/12/2001  
Service Period Start Date: 11/12/2001  
Date Left Fund:  
Member Code: COCELE00005P  
Account Start Date: 01/07/2018  
Account Phase: Retirement Phase  
Account Description: Account Based Pension 4

Nominated Beneficiaries Antonio Coco  
Vested Benefits 850.58  
Total Death Benefit 850.58  
Current Salary 0.00  
Previous Salary 0.00  
Disability Benefit 0.00

## Your Balance

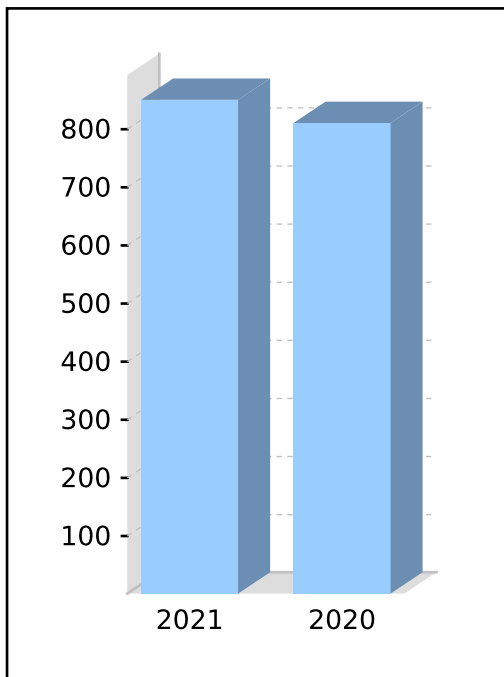
Total Benefits 850.58

### Preservation Components

Preserved  
Unrestricted Non Preserved 850.58  
Restricted Non Preserved

### Tax Components

Tax Free (0.00%)  
Taxable 850.58



## Your Detailed Account Summary

	This Year
Opening balance at 01/07/2020	810.65
<u>Increases to Member account during the period</u>	
Employer Contributions	
Personal Contributions (Concessional)	
Personal Contributions (Non Concessional)	
Government Co-Contributions	
Other Contributions	
Proceeds of Insurance Policies	
Transfers In	
Net Earnings	39.93
Internal Transfer In	
<u>Decreases to Member account during the period</u>	
Pensions Paid	
Contributions Tax	
Income Tax	
No TFN Excess Contributions Tax	
Excess Contributions Tax	
Refund Excess Contributions	
Division 293 Tax	
Insurance Policy Premiums Paid	
Management Fees	
Member Expenses	
Benefits Paid/Transfers Out	
Superannuation Surcharge Tax	
Internal Transfer Out	
Closing balance at 30/06/2021	850.58

# Histar Superannuation Fund Members Statement

Elena Coco  
130 Bartholomew Road  
Elimbah, Queensland, 4516, Australia

## Your Details

Date of Birth : Provided  
Age: 70  
Tax File Number: Provided  
Date Joined Fund: 11/12/2001  
Service Period Start Date: 11/12/2001  
Date Left Fund:  
Member Code: COCELE00006P  
Account Start Date: 01/07/2019  
Account Phase: Retirement Phase  
Account Description: Account Based Pension 5

Nominated Beneficiaries Antonio Coco  
Vested Benefits 26,497.10  
Total Death Benefit 26,497.10  
Current Salary 0.00  
Previous Salary 0.00  
Disability Benefit 0.00

## Your Balance

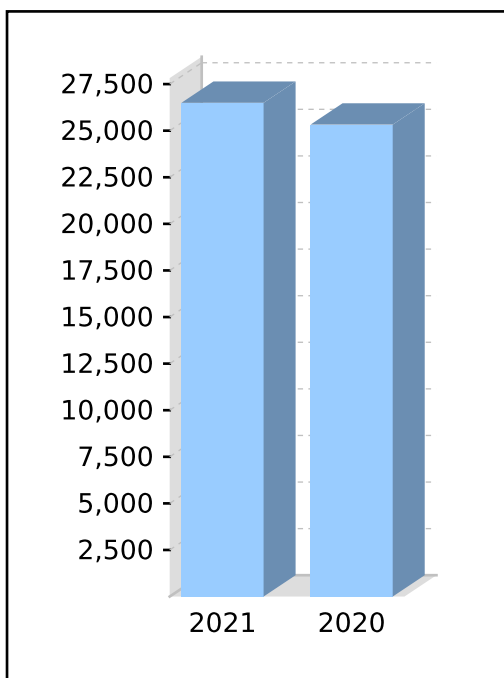
Total Benefits 26,497.10

### Preservation Components

Preserved  
Unrestricted Non Preserved 26,497.10  
Restricted Non Preserved

### Tax Components

Tax Free (0.00%)  
Taxable 26,497.10



## Your Detailed Account Summary

	This Year
Opening balance at 01/07/2020	25,325.70
<u>Increases to Member account during the period</u>	
Employer Contributions	
Personal Contributions (Concessional)	
Personal Contributions (Non Concessional)	
Government Co-Contributions	
Other Contributions	
Proceeds of Insurance Policies	
Transfers In	
Net Earnings	1,171.40
Internal Transfer In	
<u>Decreases to Member account during the period</u>	
Pensions Paid	
Contributions Tax	
Income Tax	
No TFN Excess Contributions Tax	
Excess Contributions Tax	
Refund Excess Contributions	
Division 293 Tax	
Insurance Policy Premiums Paid	
Management Fees	
Member Expenses	
Benefits Paid/Transfers Out	
Superannuation Surcharge Tax	
Internal Transfer Out	
Closing balance at 30/06/2021	26,497.10

# Histar Superannuation Fund

## Members Statement

Luigi Coco  
 130 Bartholomew Road  
 Elimbah, Queensland, 4516, Australia

### Your Details

Date of Birth : Provided  
 Age: 54  
 Tax File Number: Provided  
 Date Joined Fund: 11/12/2001  
 Service Period Start Date:  
 Date Left Fund:  
 Member Code: COCLUI00002A  
 Account Start Date: 11/12/2001  
 Account Phase: Accumulation Phase  
 Account Description: Accumulation

Nominated Beneficiaries N/A  
 Vested Benefits 1,458,949.75  
 Total Death Benefit 1,458,949.75  
 Current Salary 0.00  
 Previous Salary 0.00  
 Disability Benefit 0.00

### Your Balance

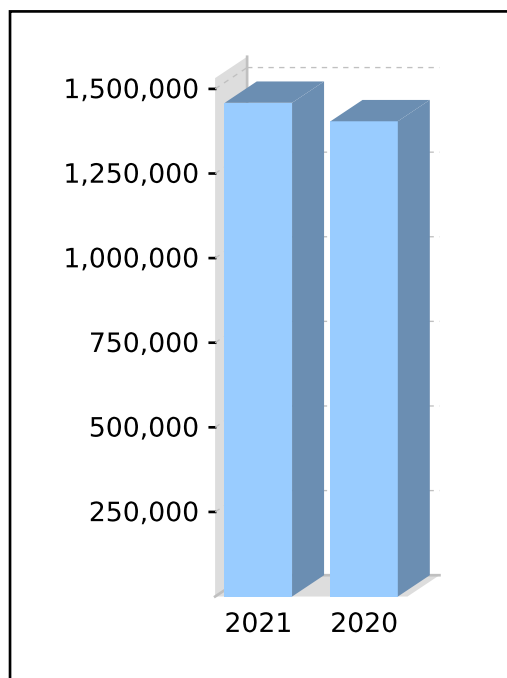
Total Benefits 1,458,949.75

#### Preservation Components

Preserved 1,458,949.75  
 Unrestricted Non Preserved  
 Restricted Non Preserved

#### Tax Components

Tax Free 284,050.48  
 Taxable 1,174,899.27



### Your Detailed Account Summary

	This Year
Opening balance at 01/07/2020	1,404,280.86
<u>Increases to Member account during the period</u>	
Employer Contributions	
Personal Contributions (Concessional)	
Personal Contributions (Non Concessional)	
Government Co-Contributions	
Other Contributions	
Proceeds of Insurance Policies	
Transfers In	
Net Earnings	65,012.71
Internal Transfer In	
<u>Decreases to Member account during the period</u>	
Pensions Paid	
Contributions Tax	
Income Tax	10,343.82
No TFN Excess Contributions Tax	
Excess Contributions Tax	
Refund Excess Contributions	
Division 293 Tax	
Insurance Policy Premiums Paid	
Management Fees	
Member Expenses	
Benefits Paid/Transfers Out	
Superannuation Surcharge Tax	
Internal Transfer Out	
Closing balance at 30/06/2021	1,458,949.75

Histar Superannuation Fund  
**Pension Summary**

As at 30 June 2021

**Member Name** : Coco, Antonio

**Member Age** : 80\* (Date of Birth : Provided)

Member Code	Pension Type	Pension Start Date	Tax Free	Min / PF	Minimum	Maximum	Gross Pension Payments	PAYG	Net Pension Payment	Amount to reach Minimum
COCANT00002P	Account Based Pension	01/07/2015	99.37%	3.50%	\$240.00*	N/A	\$0.00	\$0.00	\$0.00	\$240.00

\*COVID-19 50% reduction has been applied to the minimum pension amount.

					\$240.00	\$0.00	\$0.00	\$0.00	\$0.00	\$240.00
--	--	--	--	--	----------	--------	--------	--------	--------	----------

**Member Name** : Coco, Elena

**Member Age** : 69\* (Date of Birth : Provided)

Member Code	Pension Type	Pension Start Date	Tax Free	Min / PF	Minimum	Maximum	Gross Pension Payments	PAYG	Net Pension Payment	Amount to reach Minimum
COCELE00001P	Account Based Pension	01/07/2015	0.00%	2.50%	\$20.00*	N/A	\$0.00	\$0.00	\$0.00	\$20.00

\*COVID-19 50% reduction has been applied to the minimum pension amount.

COCELE00002P	Account Based Pension	01/07/2015	99.38%	2.50%	\$200.00*	N/A	\$0.00	\$0.00	\$0.00	\$200.00
--------------	-----------------------	------------	--------	-------	-----------	-----	--------	--------	--------	----------

\*COVID-19 50% reduction has been applied to the minimum pension amount.

COCELE00005P	Account Based Pension	01/07/2018	0.00%	2.50%	\$20.00*	N/A	\$0.00	\$0.00	\$0.00	\$20.00
--------------	-----------------------	------------	-------	-------	----------	-----	--------	--------	--------	---------

\*COVID-19 50% reduction has been applied to the minimum pension amount.

COCELE00006P	Account Based Pension	01/07/2019	0.00%	2.50%	\$630.00*	N/A	\$0.00	\$0.00	\$0.00	\$630.00
--------------	-----------------------	------------	-------	-------	-----------	-----	--------	--------	--------	----------

\*COVID-19 50% reduction has been applied to the minimum pension amount.



Histar Superannuation Fund  
**Pension Summary**

As at 30 June 2021

---

					\$870.00	\$0.00	\$0.00	\$0.00	\$0.00	\$870.00
--	--	--	--	--	----------	--------	--------	--------	--------	----------

**Total :**

					\$1,110.00	\$0.00	\$0.00	\$0.00	\$0.00	\$1,110.00
--	--	--	--	--	------------	--------	--------	--------	--------	------------

\*Age as at 01/07/2020 or pension start date for new pensions.

# Histar Superannuation Fund

## Statement of Taxable Income

For the year ended 30 June 2021

---

	2021
	\$
Benefits accrued as a result of operations	158,113.66
<b>Add</b>	
Decrease in MV of investments	6,000.00
	<hr/> 6,000.00
SMSF Annual Return Rounding	0.34
	<hr/> 0.34
<b>Taxable Income or Loss</b>	<hr/> 164,114.00
Income Tax on Taxable Income or Loss	24,617.10
	<hr/> 24,617.10
<b>CURRENT TAX OR REFUND</b>	<hr/> 24,617.10
Supervisory Levy	259.00
Income Tax Instalments Paid	(38,296.00)
	<hr/> (38,296.00)
<b>AMOUNT DUE OR REFUNDABLE</b>	<hr/> (13,419.90)

---

# Histar Superannuation Fund

## Create Entries Report

For the period 01 July 2020 to 30 June 2021

### Create Entries Financial Year Summary 01 July 2020 - 30 June 2021

<b>Total Profit</b>	<b>Amount</b>
Income	199,647.55
Less Expense	41,533.89
<b>Total Profit</b>	<b>158,113.66</b>

<b>Tax Summary</b>	<b>Amount</b>
Fund Tax Rate	15.00 %
Total Profit	158,113.66
Less Permanent Differences	(6,000.00)
Less Timing Differences	0.00
Less Exempt Pension Income	0.00
Less Other Non Taxable Income	0.00
Less LIC Deductions	0.00
Add SMSF Non Deductible Expenses	0.00
Add Other Non Deductible Expenses	0.00
Add Total Franking/Foreign/TFN/FRW Credits	0.00
Less Realised Accounting Capital Gains	0.00
Less Tax Losses Deducted	0.00
Add SMSF Annual Return Rounding	0.34
<b>Taxable Income</b>	<b>164,114.00</b>
<b>Income Tax on Taxable Income or Loss</b>	<b>24,617.10</b>

<b>Profit/(Loss) Available for Allocation</b>	<b>Amount</b>
Total Available Profit	133,113.66
Franking Credits	0.00
TFN Credits	0.00
Foreign Credits	0.00
FRW Credits	0.00
<b>Total</b>	<b>133,113.66</b>

<b>Income Tax Expense Available for Allocation</b>	<b>Amount</b>
Income Tax on Taxable Income or Loss	24,617.10
Member Specific Income Tax	(3,750.00)
<b>Total Income Tax Expense Allocation</b>	<b>20,867.10</b>

## Final Segment 1 from 01 July 2020 to 30 June 2021

### Pool Name Unsegregated Pool

Total Profit	Amount
Income	199,647.55
Less Expense	41,533.89
<b>Total Profit</b>	<b>158,113.66</b>

Create Entries Summary	Amount
Fund Tax Rate	15.00 %
Total Profit	158,113.66
Less Permanent Differences	(6,000.00)
Less Timing Differences	0.00
Less Exempt Pension Income	0.00
Less Other Non Taxable Income	0.00
Add SMSF Non Deductible Expenses	0.00
Add Other Non Deductible Expenses	0.00
Add Total Franking/Foreign/TFN/FRW Credits	0.00
Less Realised Accounting Capital Gains	0.00
Less Tax Losses Deducted	0.00
Add Taxable Income Adjustment	0.34
<b>Taxable Income</b>	<b>164,114.00</b>
<b>Income Tax on Taxable Income or Loss</b>	<b>24,617.10</b>

Member Weighted Balance Summary	Weighting%	Amount
Antonio Coco(COCANT00002P)	0.24	6,966.52
Antonio Coco(COCANT00003A)	0.00	0.00
Giuseppe Coco(COCGIU00002A)	48.95	1,406,968.74
Elena Coco(COCELE00001P)	0.03	901.03
Elena Coco(COCELE00002P)	0.28	8,193.07
Elena Coco(COCELE00003A)	0.75	21,697.98
Elena Coco(COCELE00005P)	0.03	810.65
Elena Coco(COCELE00006P)	0.88	25,325.70
Luigi Coco(COCLUI00002A)	48.84	1,404,280.86

### Profit/(Loss) Available for Allocation

Total Available Profit	133,113.66
Franking Credits	0.00
TFN Credits	0.00
FRW Credits	0.00
<b>Total</b>	<b>133,113.66</b>

Allocation to Members	Weighting%	Amount
Antonio Coco(COCANT00002P)	0.24	319.47
Antonio Coco(COCANT00003A)	0.00	0.00
Giuseppe Coco(COCGIU00002A)	48.95	65,159.15
Elena Coco(COCELE00001P)	0.03	39.93
Elena Coco(COCELE00002P)	0.28	372.72

Allocation to Members	Weighting%	Amount
Elena Coco(COCELE00003A)	0.75	998.35
Elena Coco(COCELE00005P)	0.03	39.93
Elena Coco(COCELE00006P)	0.88	1,171.40
Luigi Coco(COCLUI00002A)	48.84	65,012.71

Accumulation Weighted Balance Summary	Weighting%	Amount
Antonio Coco(COCANT00002P)	0.00	6,966.52
Antonio Coco(COCANT00003A)	0.00	0.00
Giuseppe Coco(COCGIU00002A)	49.66	1,406,968.74
Elena Coco(COCELE00001P)	0.00	901.03
Elena Coco(COCELE00002P)	0.00	8,193.07
Elena Coco(COCELE00003A)	0.77	21,697.98
Elena Coco(COCELE00005P)	0.00	810.65
Elena Coco(COCELE00006P)	0.00	25,325.70
Luigi Coco(COCLUI00002A)	49.57	1,404,280.86

Income Tax Expense Available for Allocation	Amount
Income Tax on Taxable Income or Loss	24,617.10
Member Specific Income Tax	(3,750.00)
<b>Total Income Tax Expense Allocation</b>	<b>20,867.10</b>

Allocation to Members	Weighting%	Amount
Antonio Coco(COCANT00002P)	0.00	0.00
Antonio Coco(COCANT00003A)	0.00	0.00
Giuseppe Coco(COCGIU00002A)	49.66	10,362.60
Elena Coco(COCELE00001P)	0.00	0.00
Elena Coco(COCELE00002P)	0.00	0.00
Elena Coco(COCELE00003A)	0.77	160.68
Elena Coco(COCELE00005P)	0.00	0.00
Elena Coco(COCELE00006P)	0.00	0.00
Luigi Coco(COCLUI00002A)	49.57	10,343.82

#### Calculation of daily member weighted balances

##### Antonio Coco (COCANT00002P)

###### Member Balance

01/07/2020	50010	Opening Balance	6,966.52	6,966.52
<b>Total Amount (Weighted)</b>				<b>6,966.52</b>

##### Antonio Coco (COCANT00003A)

###### Member Balance

01/07/2020	50010	Opening Balance	0.00	0.00
<b>Total Amount (Weighted)</b>				<b>0.00</b>

##### Giuseppe Coco (COCGIU00002A)

###### Member Balance

01/07/2020	50010	Opening Balance	1,406,968.74	1,406,968.74
<b>Total Amount (Weighted)</b>				<b>1,406,968.74</b>

## Calculation of daily member weighted balances

### Elena Coco (COCELE00001P)

#### Member Balance

01/07/2020	50010	Opening Balance	901.03	901.03
<b>Total Amount (Weighted)</b>				<b>901.03</b>

### Elena Coco (COCELE00002P)

#### Member Balance

01/07/2020	50010	Opening Balance	8,193.07	8,193.07
<b>Total Amount (Weighted)</b>				<b>8,193.07</b>

### Elena Coco (COCELE00003A)

#### Member Balance

01/07/2020	50010	Opening Balance	21,348.66	21,348.66
25/06/2021	52420	Contributions	25,000.00	410.96
25/06/2021	53800	Contributions Tax	(3,750.00)	(61.64)
<b>Total Amount (Weighted)</b>				<b>21,697.98</b>

### Elena Coco (COCELE00005P)

#### Member Balance

01/07/2020	50010	Opening Balance	810.65	810.65
<b>Total Amount (Weighted)</b>				<b>810.65</b>

### Elena Coco (COCELE00006P)

#### Member Balance

01/07/2020	50010	Opening Balance	25,325.70	25,325.70
<b>Total Amount (Weighted)</b>				<b>25,325.70</b>

### Luigi Coco (COCLUI00002A)

#### Member Balance

01/07/2020	50010	Opening Balance	1,404,280.86	1,404,280.86
<b>Total Amount (Weighted)</b>				<b>1,404,280.86</b>

## Calculation of Net Capital Gains

Capital gains from Unsegregated Pool	0.00
Capital gains from Unsegregated Pool - Collectables	0.00
Capital Gain Adjustment from prior segments	0.00
Realised Notional gains	0.00
Carried forward losses from prior years	0.00
Current year capital losses from Unsegregated Pool	0.00
Current year capital losses from Unsegregated Pool - Collectables	0.00
Total CGT Discount Applied	0.00
<b>Capital Gain /(Losses carried forward)</b>	<b>0.00</b>
<b>CGT allocated in prior segments</b>	<b>0.00</b>
<b>Allocations of Net Capital Gains to Pools</b>	

---

Capital Gain Proportion - Unsegregated Pool (0/0)=100.00%

0.00

**Foreign Tax Offset Calculations**

**Segment 01 July 2020 to 30 June 2021**

Claimable FTO - Unsegregated Pool

0.00

**Claimable FTO**

**0.00**

**Total Claimable Foreign Credits for the Year**

**0.00**

**Foreign Tax Offset (Label C1)**

0.00

**Applied/Claimed FTO**

0.00

**Allocations of Foreign Tax Offset to Members**

Antonio Coco(COCANT00002P) - 0.00 %

0.00

Antonio Coco(COCANT00003A) - 0.00 %

0.00

Giuseppe Coco(COCGIU00002A) - 100.00 %

0.00

Elena Coco(COCELE00001P) - 0.00 %

0.00

Elena Coco(COCELE00002P) - 0.00 %

0.00

Elena Coco(COCELE00003A) - 0.00 %

0.00

Elena Coco(COCELE00005P) - 0.00 %

0.00

Elena Coco(COCELE00006P) - 0.00 %

0.00

Luigi Coco(COCLUI00002A) - 0.00 %

0.00

**Total Foreign Tax Offset Allocated to Members**

**0.00**

---

# Self-managed superannuation fund annual return **2021**

## Who should complete this annual return?

Only self-managed superannuation funds (SMSFs) can complete this annual return. All other funds must complete the *Fund income tax return 2021* (NAT 71287).

- ❗ The *Self-managed superannuation fund annual return instructions 2021* (NAT 71606) (the instructions) can assist you to complete this annual return.
- ➡ The SMSF annual return cannot be used to notify us of a change in fund membership. You must update fund details via [ABR.gov.au](http://ABR.gov.au) or complete the Change of details for superannuation entities form (NAT 3036).

## To complete this annual return

- Print clearly, using a BLACK pen only.
  - Use BLOCK LETTERS and print one character per box.
- 
- Place  in ALL applicable boxes.

- ➡ Postal address for annual returns:

**Australian Taxation Office**  
**GPO Box 9845**  
**[insert the name and postcode**  
**of your capital city]**

For example;

**Australian Taxation Office**  
**GPO Box 9845**  
**SYDNEY NSW 2001**

## Section A: Fund information

### 1 Tax file number (TFN)

- ❗ The ATO is authorised by law to request your TFN. You are not obliged to quote your TFN but not quoting it could increase the chance of delay or error in processing your annual return. See the Privacy note in the Declaration.

➡ To assist processing, write the fund's TFN at the top of pages 3, 5, 7 and 9.

### 2 Name of self-managed superannuation fund (SMSF)

### 3 Australian business number (ABN) (if applicable)

### 4 Current postal address

Suburb/town

State/territory

Postcode

### 5 Annual return status

Is this an amendment to the SMSF's 2021 return?

**A** No Yes

Is this the first required return for a newly registered SMSF?

**B** No Yes



**6 SMSF auditor**

Auditor's name

Title: Mr  Mrs  Miss  Ms  Other

Family name

First given name

Other given names

SMSF Auditor Number

Auditor's phone number

Postal address

Suburb/town

State/territory

Postcode

Date audit was completed **A**  /  /   
Day / Month / YearWas Part A of the audit report qualified? **B** No YesWas Part B of the audit report qualified? **C** No YesIf Part B of the audit report was qualified, have the reported issues been rectified? **D** No Yes**7 Electronic funds transfer (EFT)**

We need your self-managed super fund's financial institution details to pay any super payments and tax refunds owing to you.

**A Fund's financial institution account details**

This account is used for super contributions and rollovers. Do not provide a tax agent account here.

Fund BSB number

Fund account number

Fund account name

I would like my tax refunds made to this account.  Go to C.**B Financial institution account details for tax refunds**

This account is used for tax refunds. You can provide a tax agent account here.

BSB number

Account number

Account name

**C Electronic service address alias**

Provide the electronic service address alias (ESA) issued by your SMSF messaging provider. (For example, SMSFdataESAAlias). See instructions for more information.

- 8 Status of SMSF** Australian superannuation fund **A** No Yes Fund benefit structure **B** Code  
 Does the fund trust deed allow acceptance of the Government's Super Co-contribution and Low Income Super Amounts? **C** No Yes

**9 Was the fund wound up during the income year?**

No Yes **▶** If yes, provide the date on which the fund was wound up Day / Month / Year **▶** Have all tax lodgment and payment obligations been met? No Yes

**10 Exempt current pension income**

Did the fund pay retirement phase superannuation income stream benefits to one or more members in the income year?

To claim a tax exemption for current pension income, you must pay at least the minimum benefit payment under the law. Record exempt current pension income at Label **A**.

No **▶** Go to Section B: Income.

Yes **▶** Exempt current pension income amount **A** \$

Which method did you use to calculate your exempt current pension income?

Segregated assets method **B**

Unsegregated assets method **C** **▶** Was an actuarial certificate obtained? **D** Yes

Did the fund have any other income that was assessable?

**E** Yes **▶** Go to Section B: Income.

No **▶** Choosing 'No' means that you do not have any assessable income, including no-TFN quoted contributions. Go to Section C: Deductions and non-deductible expenses. (Do **not** complete Section B: Income.)

If you are entitled to claim any tax offsets, you can list these at Section D: Income tax calculation statement.

## Section B: Income

**Do not complete this section** if all superannuation interests in the SMSF were supporting superannuation income streams in the retirement phase for the **entire year**, there was **no** other income that was assessable, and you **have not** realised a deferred notional gain. If you are entitled to claim any tax offsets, you can record these at Section D: Income tax calculation statement.

### 11 Income

Did you have a capital gains tax (CGT) event during the year? **G** No Yes

If the total capital loss or total capital gain is greater than \$10,000 or you elected to use the transitional CGT relief in 2017 and the deferred notional gain has been realised, complete and attach a *Capital gains tax (CGT) schedule 2021*.

Have you applied an exemption or rollover? **M** No Yes

Code

Net capital gain **A** \$

Gross rent and other leasing and hiring income **B** \$

Gross interest **C** \$

Forestry managed investment scheme income **X** \$

Gross foreign income <b>D1</b> \$	Net foreign income <b>D</b> \$	Loss <input type="text"/>
-----------------------------------	--------------------------------	---------------------------

Australian franking credits from a New Zealand company **E** \$

Transfers from foreign funds **F** \$

Number

Gross payments where ABN not quoted **H** \$

Gross distribution from partnerships **I** \$

Loss

\*Unfranked dividend amount **J** \$

\*Franked dividend amount **K** \$

\*Dividend franking credit **L** \$

\*Gross trust distributions **M** \$

Code

<b>Calculation of assessable contributions</b>	
Assessable employer contributions	
<b>R1</b> \$	
plus Assessable personal contributions	
<b>R2</b> \$	
plus **No-TFN-quoted contributions	
<b>R3</b> \$	
<i>(an amount must be included even if it is zero)</i>	
less Transfer of liability to life insurance company or PST	
<b>R6</b> \$	

<b>Assessable contributions</b>	<b>R</b> \$
( <b>R1</b> plus <b>R2</b> plus <b>R3</b> less <b>R6</b> )	

<b>Calculation of non-arm's length income</b>	
*Net non-arm's length private company dividends	
<b>U1</b> \$	
plus *Net non-arm's length trust distributions	
<b>U2</b> \$	
plus *Net other non-arm's length income	
<b>U3</b> \$	

\*Other income **S** \$

\*Assessable income due to changed tax status of fund **T** \$

**Net non-arm's length income** **U** \$  
(subject to 45% tax rate)  
(**U1** plus **U2** plus **U3**)

Code

#This is a mandatory label.  
\*If an amount is entered at this label, check the instructions to ensure the correct tax treatment has been applied.

<b>GROSS INCOME</b> <b>W</b> \$ (Sum of labels <b>A</b> to <b>U</b> )	Loss <input type="text"/>
--	---------------------------

Exempt current pension income **Y** \$

<b>TOTAL ASSESSABLE INCOME</b> <b>V</b> \$ ( <b>W</b> less <b>Y</b> )	Loss <input type="text"/>
--	---------------------------

## Section C: Deductions and non-deductible expenses

### 12 Deductions and non-deductible expenses

- Under 'Deductions' list all expenses and allowances you are entitled to claim a deduction for. Under 'Non-deductible expenses', list all other expenses or normally allowable deductions that you cannot claim as a deduction (for example, all expenses related to exempt current pension income should be recorded in the 'Non-deductible expenses' column).

DEDUCTIONS		NON-DEDUCTIBLE EXPENSES	
Interest expenses within Australia	<b>A1 \$</b>		<b>A2 \$</b>
Interest expenses overseas	<b>B1 \$</b>		<b>B2 \$</b>
Capital works expenditure	<b>D1 \$</b>		<b>D2 \$</b>
Decline in value of depreciating assets	<b>E1 \$</b>		<b>E2 \$</b>
Insurance premiums – members	<b>F1 \$</b>		<b>F2 \$</b>
SMSF auditor fee	<b>H1 \$</b>		<b>H2 \$</b>
Investment expenses	<b>I1 \$</b>		<b>I2 \$</b>
Management and administration expenses	<b>J1 \$</b>		<b>J2 \$</b>
Forestry managed investment scheme expense	<b>U1 \$</b>		<b>U2 \$</b>
Other amounts	<b>L1 \$</b>	Code	<b>L2 \$</b>
Tax losses deducted	<b>M1 \$</b>		

**TOTAL DEDUCTIONS**  
**N \$**  
 (Total **A1** to **M1**)

**TOTAL NON-DEDUCTIBLE EXPENSES**  
**Y \$**  
 (Total **A2** to **L2**)

**#TAXABLE INCOME OR LOSS** Loss  
**O \$**  
 (**TOTAL ASSESSABLE INCOME** *less*  
**TOTAL DEDUCTIONS**)

**TOTAL SMSF EXPENSES**  
**Z \$**  
 (**N plus Y**)

#This is a mandatory label.

## Section D: Income tax calculation statement

### #Important:

Section B label **R3**, Section C label **O** and Section D labels **A, T1, J, T5** and **I** are mandatory. If you leave these labels blank, you will have specified a zero amount.

### 13 Calculation statement

Please refer to the *Self-managed superannuation fund annual return instructions 2021* on how to complete the calculation statement.

#Taxable income	<b>A \$</b>	<i>(an amount must be included even if it is zero)</i>
#Tax on taxable income	<b>T1 \$</b>	<i>(an amount must be included even if it is zero)</i>
#Tax on no-TFN-quoted contributions	<b>J \$</b>	<i>(an amount must be included even if it is zero)</i>

Gross tax **B \$**

*(T1 plus J)*

Foreign income tax offset	
<b>C1 \$</b>	
Rebates and tax offsets	Non-refundable non-carry forward tax offsets
<b>C2 \$</b>	<b>C \$</b>
	<i>(C1 plus C2)</i>

SUBTOTAL 1

**T2 \$**

*(B less C – cannot be less than zero)*

Early stage venture capital limited partnership tax offset	
<b>D1 \$</b>	
Early stage venture capital limited partnership tax offset carried forward from previous year	Non-refundable carry forward tax offsets
<b>D2 \$</b>	<b>D \$</b>
Early stage investor tax offset	<i>(D1 plus D2 plus D3 plus D4)</i>
<b>D3 \$</b>	
Early stage investor tax offset carried forward from previous year	SUBTOTAL 2
<b>D4 \$</b>	<b>T3 \$</b>
	<i>(T2 less D – cannot be less than zero)</i>

Complying fund's franking credits tax offset	
<b>E1 \$</b>	
No-TFN tax offset	
<b>E2 \$</b>	
National rental affordability scheme tax offset	
<b>E3 \$</b>	
Exploration credit tax offset	Refundable tax offsets
<b>E4 \$</b>	<b>E \$</b>
	<i>(E1 plus E2 plus E3 plus E4)</i>

#TAX PAYABLE **T5 \$**

*(T3 less E – cannot be less than zero)*

Section 102AAM interest charge

**G \$**

Credit for interest on early payments – amount of interest	
<b>H1 \$</b>	
Credit for tax withheld – foreign resident withholding (excluding capital gains)	
<b>H2 \$</b>	
Credit for tax withheld – where ABN or TFN not quoted (non-individual)	
<b>H3 \$</b>	
Credit for TFN amounts withheld from payments from closely held trusts	
<b>H5 \$</b>	
Credit for interest on no-TFN tax offset	
<b>H6 \$</b>	
Credit for foreign resident capital gains withholding amounts	
<b>H8 \$</b>	
	<b>Eligible credits</b>
	<b>H \$</b>
	<i>(H1 plus H2 plus H3 plus H5 plus H6 plus H8)</i>

<b>#Tax offset refunds</b> (Remainder of refundable tax offsets)	<b>I \$</b>	<i>(unused amount from label E – an amount must be included even if it is zero)</i>
---	-------------	---

PAYG instalments raised

**K \$**

Supervisory levy

**L \$**

Supervisory levy adjustment for wound up funds

**M \$**

Supervisory levy adjustment for new funds

**N \$**

<b>AMOUNT DUE OR REFUNDABLE</b> A positive amount at <b>S</b> is what you owe, while a negative amount is refundable to you.	<b>S \$</b>	<i>(T5 plus G less H less I less K plus L less M plus N)</i>
---	-------------	--

#This is a mandatory label.

**Section E: Losses****14 Losses**

**!** If total loss is greater than \$100,000, complete and attach a *Losses schedule 2021*.

Tax losses carried forward to later income years **U \$**Net capital losses carried forward to later income years **V \$**

## Section F: Member information

### MEMBER 1

Title: Mr Mrs Miss Ms Other

Family name

First given name

Other given names

### Member's TFN

See the Privacy note in the Declaration.

Date of birth

### Contributions

OPENING ACCOUNT BALANCE \$
----------------------------

**!** Refer to instructions for completing these labels.

Employer contributions

**A \$**

ABN of principal employer

**A1**

Personal contributions

**B \$**

CGT small business retirement exemption

**C \$**

CGT small business 15-year exemption amount

**D \$**

Personal injury election

**E \$**

Spouse and child contributions

**F \$**

Other third party contributions

**G \$**

Proceeds from primary residence disposal

**H \$**

Receipt date Day / Month / Year

**H1**

Assessable foreign superannuation fund amount

**I \$**

Non-assessable foreign superannuation fund amount

**J \$**

Transfer from reserve: assessable amount

**K \$**

Transfer from reserve: non-assessable amount

**L \$**

Contributions from non-complying funds and previously non-complying funds

**T \$**

Any other contributions (including Super Co-contributions and Low Income Super Amounts)

**M \$**

<b>TOTAL CONTRIBUTIONS N \$</b>
---------------------------------

(Sum of labels **A** to **M**)

### Other transactions

Allocated earnings or losses **O \$**

Loss

Accumulation phase account balance

**S1 \$**Inward rollovers and transfers **P \$**

Retirement phase account balance – Non CDBIS

**S2 \$**Outward rollovers and transfers **Q \$**

Retirement phase account balance – CDBIS

**S3 \$**Lump Sum payments **R1 \$**Income stream payments **R2 \$**

Code

Code

TRIS Count
------------

<b>CLOSING ACCOUNT BALANCE S \$</b>
-------------------------------------

(S1 plus S2 plus S3)

Accumulation phase value **X1 \$**Retirement phase value **X2 \$**Outstanding limited recourse borrowing arrangement amount **Y \$**

**MEMBER 2**

Title: Mr Mrs Miss Ms Other

Family name

First given name

Other given names

**Member's TFN**

See the Privacy note in the Declaration.

**Date of birth**

**Contributions**

OPENING ACCOUNT BALANCE \$

**!** Refer to instructions for completing these labels.

Employer contributions

**A \$**

ABN of principal employer

**A1**

Personal contributions

**B \$**

CGT small business retirement exemption

**C \$**

CGT small business 15-year exemption amount

**D \$**

Personal injury election

**E \$**

Spouse and child contributions

**F \$**

Other third party contributions

**G \$**

Proceeds from primary residence disposal

**H \$**

Receipt date Day / Month / Year

**H1**

Assessable foreign superannuation fund amount

**I \$**

Non-assessable foreign superannuation fund amount

**J \$**

Transfer from reserve: assessable amount

**K \$**

Transfer from reserve: non-assessable amount

**L \$**

Contributions from non-complying funds and previously non-complying funds

**T \$**

Any other contributions (including Super Co-contributions and Low Income Super Amounts)

**M \$**

**TOTAL CONTRIBUTIONS N \$**

(Sum of labels **A** to **M**)

**Other transactions**

Allocated earnings or losses **O \$**

Loss

Accumulation phase account balance

**S1 \$**

Inward rollovers and transfers **P \$**

Retirement phase account balance - Non CDBIS

**S2 \$**

Outward rollovers and transfers **Q \$**

Retirement phase account balance - CDBIS

**S3 \$**

Lump Sum payments **R1 \$**

Income stream payments **R2 \$**

Code

Code

TRIS Count

**CLOSING ACCOUNT BALANCE S \$**

(**S1** plus **S2** plus **S3**)

Accumulation phase value **X1 \$**

Retirement phase value **X2 \$**

Outstanding limited recourse borrowing arrangement amount **Y \$**

**OFFICIAL: Sensitive** (when completed)



**MEMBER 3**

Title: Mr Mrs Miss Ms Other

Family name

First given name

Other given names

**Member's TFN**

See the Privacy note in the Declaration.

Date of birth Day Month Year

**Contributions**

OPENING ACCOUNT BALANCE \$

**!** Refer to instructions for completing these labels.

Employer contributions

**A \$**

ABN of principal employer

**A1**

Personal contributions

**B \$**

CGT small business retirement exemption

**C \$**

CGT small business 15-year exemption amount

**D \$**

Personal injury election

**E \$**

Spouse and child contributions

**F \$**

Other third party contributions

**G \$**

Proceeds from primary residence disposal

**H \$**

Receipt date Day Month Year

**H1**

Assessable foreign superannuation fund amount

**I \$**

Non-assessable foreign superannuation fund amount

**J \$**

Transfer from reserve: assessable amount

**K \$**

Transfer from reserve: non-assessable amount

**L \$**

Contributions from non-complying funds and previously non-complying funds

**T \$**

Any other contributions (including Super Co-contributions and Low Income Super Amounts)

**M \$**

**TOTAL CONTRIBUTIONS N \$**

(Sum of labels **A** to **M**)

**Other transactions**

Allocated earnings or losses **O \$**

Loss

Accumulation phase account balance

**S1 \$**

Inward rollovers and transfers **P \$**

Retirement phase account balance – Non CDBIS

**S2 \$**

Outward rollovers and transfers **Q \$**

Retirement phase account balance – CDBIS

**S3 \$**

Lump Sum payments **R1 \$**

Income stream payments **R2 \$**

Code

Code

TRIS Count

**CLOSING ACCOUNT BALANCE S \$**

(**S1** plus **S2** plus **S3**)

Accumulation phase value **X1 \$**

Retirement phase value **X2 \$**

Outstanding limited recourse borrowing arrangement amount **Y \$**

**MEMBER 4**

Title: Mr Mrs Miss Ms Other

Family name

First given name

Other given names

Member's TFN

See the Privacy note in the Declaration.

Date of birth Day Month Year

**Contributions**

OPENING ACCOUNT BALANCE \$

**!** Refer to instructions for completing these labels.

Employer contributions

**A \$**

ABN of principal employer

**A1**

Personal contributions

**B \$**

CGT small business retirement exemption

**C \$**

CGT small business 15-year exemption amount

**D \$**

Personal injury election

**E \$**

Spouse and child contributions

**F \$**

Other third party contributions

**G \$**

Proceeds from primary residence disposal

**H \$**

Receipt date Day Month Year

**H1**

Assessable foreign superannuation fund amount

**I \$**

Non-assessable foreign superannuation fund amount

**J \$**

Transfer from reserve: assessable amount

**K \$**

Transfer from reserve: non-assessable amount

**L \$**

Contributions from non-complying funds and previously non-complying funds

**T \$**

Any other contributions (including Super Co-contributions and Low Income Super Amounts)

**M \$**

**TOTAL CONTRIBUTIONS N \$**

(Sum of labels **A** to **M**)

**Other transactions**

Allocated earnings or losses **O \$**

Loss

Accumulation phase account balance

**S1 \$**

Inward rollovers and transfers **P \$**

Retirement phase account balance – Non CDBIS

**S2 \$**

Outward rollovers and transfers **Q \$**

Lump Sum payments **R1 \$**

Retirement phase account balance – CDBIS

**S3 \$**

Income stream payments **R2 \$**

Code

Code

TRIS Count

**CLOSING ACCOUNT BALANCE S \$**

(**S1** plus **S2** plus **S3**)

Accumulation phase value **X1 \$**

Retirement phase value **X2 \$**

Outstanding limited recourse borrowing arrangement amount **Y \$**

**OFFICIAL: Sensitive** (when completed)

---

**Section H: Assets and liabilities**
**15 ASSETS**

15a Australian managed investments

Listed trusts **A \$**

Unlisted trusts **B \$**

Insurance policy **C \$**

Other managed investments **D \$**

---

15b Australian direct investments

<p><b>Limited recourse borrowing arrangements</b></p> <p>Australian residential real property <b>J1 \$</b></p> <p>Australian non-residential real property <b>J2 \$</b></p> <p>Overseas real property <b>J3 \$</b></p> <p>Australian shares <b>J4 \$</b></p> <p>Overseas shares <b>J5 \$</b></p> <p>Other <b>J6 \$</b></p> <p>Property count <b>J7</b></p>	<p>Cash and term deposits <b>E \$</b></p> <p>Debt securities <b>F \$</b></p> <p style="padding-left: 100px;">Loans <b>G \$</b></p> <p style="padding-left: 100px;">Listed shares <b>H \$</b></p> <p style="padding-left: 100px;">Unlisted shares <b>I \$</b></p> <p style="padding-left: 100px;">Limited recourse borrowing arrangements <b>J \$</b></p> <p style="padding-left: 100px;">Non-residential real property <b>K \$</b></p> <p style="padding-left: 150px;">Residential real property <b>L \$</b></p> <p style="padding-left: 100px;">Collectables and personal use assets <b>M \$</b></p> <p style="padding-left: 100px;">Other assets <b>O \$</b></p>
--	--

---

15c Other investments

Crypto-Currency **N \$**

---

15d Overseas direct investments

Overseas shares **P \$**

Overseas non-residential real property **Q \$**

Overseas residential real property **R \$**

Overseas managed investments **S \$**

Other overseas assets **T \$**

<b>TOTAL AUSTRALIAN AND OVERSEAS ASSETS U \$</b> <small>(Sum of labels A to T)</small>
---

---

**15e In-house assets**

Did the fund have a loan to, lease to or investment in, related parties (known as in-house assets) at the end of the income year?

**A** No      Yes    **) \$**

**15f Limited recourse borrowing arrangements**

If the fund had an LRBA were the LRBA borrowings from a licensed financial institution? **A** No  Yes

Did the members or related parties of the fund use personal guarantees or other security for the LRBA? **B** No  Yes

**16 LIABILITIES**

Borrowings for limited recourse borrowing arrangements	
<b>V1 \$</b>	
Permissible temporary borrowings	
<b>V2 \$</b>	
Other borrowings	
<b>V3 \$</b>	Borrowings <b>V \$</b>
Total member closing account balances (total of all <b>CLOSING ACCOUNT BALANCES</b> from Sections F and G) <b>W \$</b>	
Reserve accounts <b>X \$</b>	
Other liabilities <b>Y \$</b>	
<b>TOTAL LIABILITIES Z \$</b>	

**Section I: Taxation of financial arrangements****17 Taxation of financial arrangements (TOFA)**

Total TOFA gains **H \$**

Total TOFA losses **I \$**

**Section J: Other information****Family trust election status**

If the trust or fund has made, or is making, a family trust election, write the four-digit **income year specified** of the election (for example, for the 2020–21 income year, write **2021**). **A**


If revoking or varying a family trust election, print **R** for revoke or print **V** for variation, and complete and attach the *Family trust election, revocation or variation 2021*. **B**

**Interposed entity election status**

If the trust or fund has an existing election, write the earliest income year specified. If the trust or fund is making one or more elections this year, write the earliest income year being specified and complete an *Interposed entity election or revocation 2021* for each election. **C**

If revoking an interposed entity election, print **R**, and complete and attach the *Interposed entity election or revocation 2021*. **D**

## Section K: Declarations

 Penalties may be imposed for false or misleading information in addition to penalties relating to any tax shortfalls.

### Important

Before making this declaration check to ensure that all income has been disclosed and the annual return, all attached schedules and any additional documents are true and correct in every detail. If you leave labels blank, you will have specified a zero amount or the label was not applicable to you. If you are in doubt about any aspect of the annual return, place all the facts before the ATO.

### Privacy

The ATO is authorised by the *Taxation Administration Act 1953* to request the provision of tax file numbers (TFNs). We will use the TFN to identify the entity in our records. It is not an offence not to provide the TFN. However if you do not provide the TFN, the processing of this form may be delayed.

Taxation law authorises the ATO to collect information and disclose it to other government agencies. For information about your privacy go to [ato.gov.au/privacy](https://ato.gov.au/privacy)

### TRUSTEE'S OR DIRECTOR'S DECLARATION:

I declare that, the current trustees and directors have authorised this annual return and it is documented as such in the SMSF's records. I have received a copy of the audit report and are aware of any matters raised therein. The information on this annual return, including any attached schedules and additional documentation is true and correct.

Authorised trustee's, director's or public officer's signature

Date  /  /

### Preferred trustee or director contact details:

Title:  Mr  Mrs  Miss  Ms  Other

Family name

First given name

Other given names

Phone number

Email address

Non-individual trustee name (if applicable)

ABN of non-individual trustee

Time taken to prepare and complete this annual return  Hrs

 The Commissioner of Taxation, as Registrar of the Australian Business Register, may use the ABN and business details which you provide on this annual return to maintain the integrity of the register. For further information, refer to the instructions.

### TAX AGENT'S DECLARATION:

I declare that the *Self-managed superannuation fund annual return 2021* has been prepared in accordance with information provided by the trustees, that the trustees have given me a declaration stating that the information provided to me is true and correct, and that the trustees have authorised me to lodge this annual return.

Tax agent's signature

Date  /  /

### Tax agent's contact details

Title:  Mr  Mrs  Miss  Ms  Other

Family name

First given name

Other given names

Tax agent's practice

Tax agent's phone number

Reference number

Tax agent number

# Capital gains tax (CGT) schedule

# 202%

### When completing this form

- Print clearly, using a black or dark blue pen only.
- Use BLOCK LETTERS and print one character in each box.

S	M	I	T	H		S	T												
---	---	---	---	---	--	---	---	--	--	--	--	--	--	--	--	--	--	--	--

- Do not use correction fluid or covering stickers.
- Sign next to any corrections with your **full signature** (not initials).

- Use in conjunction with company, trust, fund income tax return or the self-managed superannuation fund annual return.
- Refer to the *Guide to capital gains tax 202F* available on our website at [ato.gov.au](http://ato.gov.au) for instructions on how to complete this schedule.

### Tax file number (TFN)

**I** We are authorised by law to request your TFN. You do not have to quote your TFN. However, if you don't it could increase the chance of delay or error in processing your form.

### Australian business number (ABN)

### Taxpayer's name

## 1 Current year capital gains and capital losses

	Capital gain		Capital loss
Shares in companies listed on an Australian securities exchange	<b>A \$</b>		<b>K \$</b>
Other shares	<b>B \$</b>		<b>L \$</b>
Units in unit trusts listed on an Australian securities exchange	<b>C \$</b>		<b>M \$</b>
Other units	<b>D \$</b>		<b>N \$</b>
Real estate situated in Australia	<b>E \$</b>		<b>O \$</b>
Other real estate	<b>F \$</b>		<b>P \$</b>
Amount of capital gains from a trust (including a managed fund)	<b>G \$</b>		
Collectables	<b>H \$</b>		<b>Q \$</b>
Other CGT assets and any other CGT events	<b>I \$</b>		<b>R \$</b>
Amount of capital gain previously deferred under transitional CGT relief for superannuation funds	<b>S \$</b>		
<b>Total current year capital gains</b>	<b>J \$</b>		

Add the amounts at labels **K** to **R** and write the total in item 2 label **A – Total current year capital losses**.

---

**2 Capital losses**Total current year capital losses **A \$**Total current year capital losses applied **B \$**Total prior year net capital losses applied **C \$**Total capital losses transferred in applied  
(only for transfers involving a foreign bank branch or  
permanent establishment of a foreign financial entity) **D \$**Total capital losses applied **E \$**Add amounts at **B**, **C** and **D**.

---

**3 Unapplied net capital losses carried forward**Net capital losses from collectables carried forward to later income years **A \$**Other net capital losses carried forward to later income years **B \$**Add amounts at **A** and **B** and transfer the total  
to label **V – Net capital losses carried forward  
to later income years** on your tax return.

---

**4 CGT discount**Total CGT discount applied **A \$**

---

**5 CGT concessions for small business**Small business active asset reduction **A \$**Small business retirement exemption **B \$**Small business rollover **C \$**Total small business concessions applied **D \$**

---

**6 Net capital gain**Net capital gain **A \$****1J less 2E less 4A less 5D** (cannot be less than  
zero). Transfer the amount at **A** to label **A – Net  
capital gain** on your tax return.

---

**7 Earnout arrangements**

Are you a party to an earnout arrangement? **A** Yes, as a buyer                      Yes, as a seller                      No  
(Print  in the appropriate box.)

**!** If you are a party to more than one earnout arrangement, copy and attach a separate sheet to this schedule providing the details requested here for each additional earnout arrangement.

How many years does the earnout arrangement run for? **B**

What year of that arrangement are you in? **C**

If you are the seller, what is the total estimated capital proceeds from the earnout arrangement? **D** \$

Amount of any capital gain or loss you made under your non-qualifying arrangement in the income year. **E** \$ / <sup>LOSS</sup>

**!** **Request for amendment**

If you received or provided a financial benefit under a look-through earnout right created in an earlier income year and you wish to seek an amendment to that earlier income year, complete the following:

Income year earnout right created **F**

Amended net capital gain or capital losses carried forward **G** \$ / <sup>LOSS</sup>

---

**8 Other CGT information required (if applicable)**

Small business 15 year exemption – exempt capital gains **A** \$ / <sup>CODE</sup>

Capital gains disregarded by a foreign resident **B** \$

Capital gains disregarded as a result of a scrip for scrip rollover **C** \$

Capital gains disregarded as a result of an inter-company asset rollover **D** \$

Capital gains disregarded by a demerging entity **E** \$



---

## Taxpayer's declaration

**!** If the schedule is not lodged with the income tax return you are required to sign and date the schedule.

### Important

Before making this declaration check to ensure that all the information required has been provided on this form and any attachments to this form, and that the information provided is true and correct in every detail. If you are in doubt about any aspect of the tax return, place all the facts before the ATO. The income tax law imposes heavy penalties for false or misleading statements.

### Privacy

Taxation law authorises the ATO to collect information and disclose it to other government agencies. This includes personal information of the person authorised to sign the declaration. For information about your privacy go to [ato.gov.au/privacy](http://ato.gov.au/privacy)

---

*I declare that the information on this form is true and correct.*

Signature

Date

Day

Month

Year

/ /

Contact name

Daytime contact number (include area code)

## Losses schedule

# 202%

Companies and trusts that do not join consolidated groups should complete and attach this schedule to their 202F tax return. Superannuation funds should complete and attach this schedule to their 202F tax return.

Print neatly in BLOCK LETTERS with a black or blue ballpoint pen only. Print one letter or number in each box. Do not use correction fluid or tape.

Place  in all applicable boxes.

Refer to *Losses schedule instructions 202F*, available on our website [ato.gov.au](http://ato.gov.au) for instructions on how to complete this schedule.

Tax file number (TFN)

Name of entity

Australian business number

---

### Part A – Losses carried forward to the 202%-2& income year – excludes film losses

#### 1 Tax losses carried forward to later income years

Year of loss	
200€–2F	<b>B</b>
201J–G€	<b>C</b>
201î –1J	<b>D</b>
201Î –1î	<b>E</b>
201î –1î	<b>F</b>
201Í –1Î and earlier income years	<b>G</b>
<b>Total</b>	<b>U</b>

Transfer the amount at **U** to the **Tax losses carried forward to later income years** label on your tax return.

#### 2 Net capital losses carried forward to later income years

Year of loss	
2020–21	<b>H</b>
2019–20	<b>I</b>
201î –19	<b>J</b>
201î –1î	<b>K</b>
201Î –1î	<b>L</b>
201Í –1Î and earlier income years	<b>M</b>
<b>Total</b>	<b>V</b>

Transfer the amount at **V** to the **Net capital losses carried forward to later income years** label on your tax return.

**Part B – Ownership and business continuity test** – company and listed widely held trust only

Complete item 3 of **Part B** if a loss is being carried forward to later income years and the business continuity test has to be satisfied in relation to that loss.

Do not complete items 1 or 2 of **Part B** if, in the 2020–21 income year, no loss has been claimed as a deduction, applied against a net capital gain or, in the case of companies, losses have not been transferred in or out.

**1 Whether continuity of majority ownership test passed**

**Note:** If the entity has deducted, applied, transferred in or transferred out (as applicable) in the 2020–21 income year a loss incurred in any of the listed years, print **X** in the **Yes** or **No** box to indicate whether the entity has satisfied the continuity of majority ownership test in respect of that loss.

Year of loss			
2020–21	<b>A</b>	Yes	No
2019–20	<b>B</b>	Yes	No
2018–19	<b>C</b>	Yes	No
2017–18	<b>D</b>	Yes	No
2016–17	<b>E</b>	Yes	No
2015–16 and earlier income years	<b>F</b>	Yes	No

**2 Amount of losses deducted/applied for which the continuity of majority ownership test is not passed but the business continuity test is satisfied** – excludes film losses

Tax losses **G**

Net capital losses **H**

**3 Losses carried forward for which the business continuity test must be satisfied before they can be deducted/applied in later years** – excludes film losses

Tax losses **I**

Net capital losses **J**

**4 Do current year loss provisions apply?**

Is the company required to calculate its taxable income or tax loss for the year under Subdivision 165-B or its net capital gain or net capital loss for the year under Subdivision 165-CB of the *Income Tax Assessment Act 1997* (ITAA 1997)?

**K** Yes No

**Part C – Unrealised losses** – company only

**Note:** These questions relate to the operation of Subdivision 165-CC of ITAA 1997.

Has a changeover time occurred in relation to the company after 1.00pm by legal time in the Australian Capital Territory on 11 November 1999?

**L** Yes No

If you printed **X** in the **No** box at **L**, do not complete **M**, **N** or **O**.

At the changeover time did the company satisfy the maximum net asset value test under section 152-15 of ITAA 1997?

**M** Yes No

If you printed **X** in the **No** box at **M**, has the company determined it had an unrealised net loss at the changeover time?

**N** Yes No

If you printed **X** in the **Yes** box at **N**, what was the amount of unrealised net loss calculated under section 165-115E of ITAA 1997?

**O**

---

## Part D – Life insurance companies

Complying superannuation class tax losses carried forward to later income years **P**

Complying superannuation net capital losses carried forward to later income years **Q**

---

## Part E – Controlled foreign company losses

Current year CFC losses **M**

CFC losses deducted **N**

CFC losses carried forward **O**

---

## Part F – Tax losses reconciliation statement

Balance of tax losses brought forward from the prior income year **A**

**ADD** Uplift of tax losses of designated infrastructure project entities **B**

**SUBTRACT** Net forgiven amount of debt **C**

**ADD** Tax loss incurred (if any) during current year **D**

**ADD** Tax loss amount from conversion of excess franking offsets **E**

**SUBTRACT** Net exempt income **F**

**SUBTRACT** Tax losses forgone **G**

**SUBTRACT** Tax losses deducted **H**

**SUBTRACT** Tax losses transferred out under Subdivision 170-A  
(only for transfers involving a foreign bank branch or a PE of a foreign financial entity) **I**

Total tax losses carried forward to later income years **J**

Transfer the amount at **J** to the **Tax losses carried forward to later income years** label on your tax return.

---

**If the schedule is not lodged with the income tax return you are required to sign and date the schedule.**

**Important**

Before making this declaration check to ensure that all the information required has been provided on this form and any attachments to this form, and that the information provided is true and correct in every detail. If you are in doubt about any aspect of the tax return, place all the facts before the ATO. The income tax law imposes heavy penalties for false or misleading statements.

**Privacy**

Taxation law authorises the ATO to collect information and disclose it to other government agencies. This includes personal information of the person authorised to sign the declaration. For information about your privacy go to [ato.gov.au/privacy](http://ato.gov.au/privacy)

**Taxpayer's declaration**

*I declare that the information on this form is true and correct.*

Signature

Date                      Day                      /                      Month                      /                      Year

Contact person

Daytime contact number (include area code)

# Histar Superannuation Fund

## General Ledger

As at 30 June 2021

Transaction Date	Description	Units	Debit	Credit	Balance \$
<b>Contributions (24200)</b>					
(Contributions) Coco, Elena - Accumulation (COCELE00003A)					
25/06/2021	ANZ INTERNET BANKING FUNDS TFER TRANSFER 660715 FROM 499172644			25,000.00	25,000.00 CR
				<b>25,000.00</b>	<b>25,000.00 CR</b>
<b>Changes in Market Values of Investments (24700)</b>					
<u>Changes in Market Values of Investments (24700)</u>					
30/06/2021	Revaluation - 30/06/2020 @ \$5,320.970000 (Exit) - 1.000000 Units on hand (HIST0001_COLDROOM-2/)			598.61	598.61 CR
30/06/2021	Revaluation - 30/06/2020 @ \$4,585.640000 (Exit) - 1.000000 Units on hand (HIST0001_AMENITIESBL)			158.13	756.74 CR
30/06/2021	Revaluation - 30/06/2020 @ \$3,053.340000 (Exit) - 1.000000 Units on hand (HIST0001_BATHROOMREN)			90.37	847.11 CR
30/06/2021	Revaluation - 30/06/2020 @ \$39.210000 (Exit) - 1.000000 Units on hand (HIST0001_FANS-30MARG)			14.70	861.81 CR
30/06/2021	Revaluation - 30/06/2020 @ \$397,500.000000 (Exit) - 1.000000 Units on hand (HIS0007)		6,000.00		5,138.19 DR
30/06/2021	Revaluation - 30/06/2020 @ \$1,214.750000 (Exit) - 1.000000 Units on hand (HIST0001_IMPROVEMENT)			46.75	5,091.44 DR
30/06/2021	Revaluation - 30/06/2020 @ \$8,310.620000 (Exit) - 1.000000 Units on hand (HIST0001_SHED(2)-2/3)			286.58	4,804.86 DR
30/06/2021	Revaluation - 30/06/2020 @ \$12.320000 (Exit) - 1.000000 Units on hand (HIST0001_STOVE(BARTR)			4.62	4,800.24 DR
30/06/2021	Revaluation - 30/06/2020 @ \$2,578.960000 (Exit) - 1.000000 Units on hand (HIST0001_CARPORT-8LY)			74.16	4,726.08 DR
30/06/2021	Revaluation - 30/06/2020 @ \$11,417.300000 (Exit) - 1.000000 Units on hand (HIST0001_SHED-2/3)			393.70	4,332.38 DR
30/06/2021	Revaluation - 30/06/2020 @ \$233.410000 (Exit) - 1.000000 Units on hand (HIST0001_FLOORINGFOR)			87.53	4,244.85 DR
30/06/2021	Revaluation - 30/06/2020 @ \$238.260000 (Exit) - 1.000000 Units on hand (HIST0001_OVEN&COOKTO)			89.35	4,155.50 DR
30/06/2021	Revaluation - 30/06/2020 @ \$1,592.840000 (Exit) - 1.000000 Units on hand (HIST0001_GRAVEL-2/3)			54.93	4,100.57 DR
30/06/2021	Revaluation - 30/06/2020 @ \$830.160000 (Exit) - 1.000000 Units on hand (HIST0001_CAPITALREPA)			26.78	4,073.79 DR
30/06/2021	Revaluation - 30/06/2020 @ \$745.200000 (Exit) - 1.000000 Units on hand (HIST0001_FLOORING-BA)			149.04	3,924.75 DR
30/06/2021	Revaluation - 30/06/2021 @ \$4,722.360000 (Net Asset Value) - 1.000000 Units on hand (HIST0001_COLDROOM-2/)		598.61		4,523.36 DR
30/06/2021	Revaluation - 30/06/2021 @ \$4,427.510000 (Net Asset Value) - 1.000000 Units on hand (HIST0001_AMENITIESBL)		158.13		4,681.49 DR
30/06/2021	Revaluation - 30/06/2021 @ \$2,962.970000 (Net Asset Value) - 1.000000 Units on hand (HIST0001_BATHROOMREN)		90.37		4,771.86 DR
30/06/2021	Revaluation - 30/06/2021 @ \$24.510000 (Net Asset Value) - 1.000000 Units on		14.70		4,786.56 DR

# Histar Superannuation Fund

## General Ledger

As at 30 June 2021

Transaction Date	Description	Units	Debit	Credit	Balance \$
	hand (HIST0001_FANS-30MARG)				
30/06/2021	Revaluation - 30/06/2021 @ \$1,168.000000 (Net Asset Value) - 1.000000 Units on hand (HIST0001_IMPROVEMENT)		46.75		4,833.31 DR
30/06/2021	Revaluation - 30/06/2021 @ \$8,024.040000 (Net Asset Value) - 1.000000 Units on hand (HIST0001_SHED(2)-2/3)		286.58		5,119.89 DR
30/06/2021	Revaluation - 30/06/2021 @ \$7.700000 (Net Asset Value) - 1.000000 Units on hand (HIST0001_STOVE(BARTR)		4.62		5,124.51 DR
30/06/2021	Revaluation - 30/06/2021 @ \$2,504.800000 (Net Asset Value) - 1.000000 Units on hand (HIST0001_CARPORT-8LY)		74.16		5,198.67 DR
30/06/2021	Revaluation - 30/06/2021 @ \$11,023.600000 (Net Asset Value) - 1.000000 Units on hand (HIST0001_SHED-2/3)		393.70		5,592.37 DR
30/06/2021	Revaluation - 30/06/2021 @ \$145.880000 (Net Asset Value) - 1.000000 Units on hand (HIST0001_FLOORINGFOR)		87.53		5,679.90 DR
30/06/2021	Revaluation - 30/06/2021 @ \$148.910000 (Net Asset Value) - 1.000000 Units on hand (HIST0001_OVEN&COOKTO)		89.35		5,769.25 DR
30/06/2021	Revaluation - 30/06/2021 @ \$1,537.910000 (Net Asset Value) - 1.000000 Units on hand (HIST0001_GRAVEL-2/3)		54.93		5,824.18 DR
30/06/2021	Revaluation - 30/06/2021 @ \$803.380000 (Net Asset Value) - 1.000000 Units on hand (HIST0001_CAPITALREPA)		26.78		5,850.96 DR
30/06/2021	Revaluation - 30/06/2021 @ \$596.160000 (Net Asset Value) - 1.000000 Units on hand (HIST0001_FLOORING-BA)		149.04		6,000.00 DR
			<b>8,075.25</b>	<b>2,075.25</b>	<b>6,000.00 DR</b>
<b>Interest Received (25000)</b>					
Cash at Bank (ANZ198092405)					
31/07/2020	CREDIT INTEREST PAID			12.68	12.68 CR
31/08/2020	CREDIT INTEREST PAID			12.91	25.59 CR
30/09/2020	CREDIT INTEREST PAID			12.65	38.24 CR
30/10/2020	CREDIT INTEREST PAID			12.67	50.91 CR
30/11/2020	CREDIT INTEREST PAID			12.92	63.83 CR
31/12/2020	CREDIT INTEREST PAID			12.96	76.79 CR
29/01/2021	CREDIT INTEREST PAID			12.22	89.01 CR
26/02/2021	CREDIT INTEREST PAID			11.80	100.81 CR
31/03/2021	CREDIT INTEREST PAID			13.72	114.53 CR
30/04/2021	CREDIT INTEREST PAID			11.99	126.52 CR
31/05/2021	CREDIT INTEREST PAID			12.31	138.83 CR
30/06/2021	CREDIT INTEREST PAID			13.48	152.31 CR
				<b>152.31</b>	<b>152.31 CR</b>
<b>Property Income (28000)</b>					
8 Lynch St, Elimbah (HIS0001)					
01/07/2020	ANZ INTERNET BANKING TRANSFER RENT PAYMENT CPMS			400.33	400.33 CR

# Histar Superannuation Fund

## General Ledger

As at 30 June 2021

Transaction Date	Description	Units	Debit	Credit	Balance \$
	8 Lynch Street				
15/07/2020	ANZ INTERNET BANKING TRANSFER RENT PAYMENT CPMS			400.33	800.66 CR
	8 Lynch Street				
03/08/2020	ANZ INTERNET BANKING TRANSFER RENT PAYMENT CPMS			584.53	1,385.19 CR
	8 Lynch Street				
14/08/2020	ANZ INTERNET BANKING TRANSFER RENT PAYMENT CPMS			400.33	1,785.52 CR
	8 Lynch Street				
01/09/2020	ANZ INTERNET BANKING TRANSFER RENT PAYMENT CPMS			349.66	2,135.18 CR
	8 Lynch Street				
15/09/2020	ANZ INTERNET BANKING TRANSFER RENT PAYMENT CPMS			400.33	2,535.51 CR
	8 Lynch Street				
01/10/2020	ANZ INTERNET BANKING TRANSFER RENT PAYMENT CPMS			101.33	2,636.84 CR
	8 Lynch Street				
15/10/2020	ANZ INTERNET BANKING TRANSFER RENT PAYMENT CPMS			400.33	3,037.17 CR
	8 Lynch Street				
02/11/2020	ANZ INTERNET BANKING TRANSFER RENT PAYMENT ANZ			200.33	3,237.50 CR
	8 Lunch Street				
17/05/2021	ANZ INTERNET BANKING TRANSFER RENT PAYMENT CPMS			3,042.16	6,279.66 CR
17/05/2021	ANZ INTERNET BANKING TRANSFER RENT PAYMENT CPMS			1,851.94	8,131.60 CR
17/05/2021			3,042.16		5,089.44 CR
01/06/2021	ANZ INTERNET BANKING TRANSFER RENT PAYMENT CPMS			890.87	5,980.31 CR
01/06/2021	ANZ INTERNET BANKING TRANSFER RENT PAYMENT CPMS			501.39	6,481.70 CR
01/06/2021	ANZ INTERNET BANKING TRANSFER RENT PAYMENT CPMS			224.33	6,706.03 CR
01/06/2021			501.39		6,204.64 CR
01/06/2021			890.87		5,313.77 CR
15/06/2021	ANZ INTERNET BANKING TRANSFER RENT PAYMENT CPMS			400.33	5,714.10 CR
30/06/2021	GROSS UP RENT FOR EXPENSES			771.42	6,485.52 CR
30/06/2021	GROSS UP RENT FOR EXPENSES			4,999.92	11,485.44 CR
			<b>4,434.42</b>	<b>15,919.86</b>	<b>11,485.44 CR</b>
	<u>235 Bartholemew Rd (HIS0005)</u>				
01/07/2020	ANZ INTERNET BANKING FUNDS TFER TRANSFER 417405 FROM 499172644 Picker Rent			500.00	500.00 CR
05/07/2020	ANZ INTERNET BANKING TRANSFER RENT SUNSHINE EMPLOYM			100.00	600.00 CR
05/07/2020	ANZ INTERNET BANKING TRANSFER RENT SUNSHINE EMPLOYM			100.00	700.00 CR
05/07/2020	ANZ INTERNET BANKING TRANSFER RENT SUNSHINE EMPLOYM			100.00	800.00 CR
05/07/2020	ANZ INTERNET BANKING TRANSFER RENT SUNSHINE EMPLOYM			90.91	890.91 CR
05/07/2020	ANZ INTERNET BANKING TRANSFER RENT SUNSHINE EMPLOYM			100.00	990.91 CR
05/07/2020	ANZ INTERNET BANKING TRANSFER RENT SUNSHINE EMPLOYM			100.00	1,090.91 CR
05/07/2020	ANZ INTERNET BANKING TRANSFER WAGES SUNSHINE EMPLOYM			100.00	1,190.91 CR
05/07/2020	ANZ INTERNET BANKING TRANSFER WAGES SUNSHINE EMPLOYM			100.00	1,290.91 CR
12/07/2020	ANZ INTERNET BANKING TRANSFER RENT SUNSHINE EMPLOYM			100.00	1,390.91 CR



## Histar Superannuation Fund

# General Ledger

As at 30 June 2021

Transaction Date	Description	Units	Debit	Credit	Balance \$
12/07/2020	ANZ INTERNET BANKING TRANSFER RENT SUNSHINE EMPLOYM			54.55	1,445.46 CR
12/07/2020	ANZ INTERNET BANKING TRANSFER RENT SUNSHINE EMPLOYM			100.00	1,545.46 CR
12/07/2020	ANZ INTERNET BANKING TRANSFER RENT SUNSHINE EMPLOYM			100.00	1,645.46 CR
12/07/2020	ANZ INTERNET BANKING TRANSFER RENT SUNSHINE EMPLOYM			100.00	1,745.46 CR
12/07/2020	ANZ INTERNET BANKING TRANSFER WAGES SUNSHINE EMPLOYM			100.00	1,845.46 CR
12/07/2020	ANZ INTERNET BANKING TRANSFER WAGES SUNSHINE EMPLOYM			100.00	1,945.46 CR
18/07/2020	ANZ INTERNET BANKING FUNDS TFER TRANSFER 617126 FROM 499172644 Picker Rent			600.00	2,545.46 CR
18/07/2020	ANZ INTERNET BANKING FUNDS TFER TRANSFER 616811 FROM 499172644 Picker Rent			600.00	3,145.46 CR
19/07/2020	ANZ INTERNET BANKING TRANSFER RENT SUNSHINE EMPLOYM			100.00	3,245.46 CR
19/07/2020	ANZ INTERNET BANKING TRANSFER RENT SUNSHINE EMPLOYM			100.00	3,345.46 CR
19/07/2020	ANZ INTERNET BANKING TRANSFER RENT SUNSHINE EMPLOYM			100.00	3,445.46 CR
19/07/2020	ANZ INTERNET BANKING TRANSFER RENT SUNSHINE EMPLOYM			118.18	3,563.64 CR
19/07/2020	ANZ INTERNET BANKING TRANSFER WAGES SUNSHINE EMPLOYM			100.00	3,663.64 CR
19/07/2020	ANZ INTERNET BANKING TRANSFER WAGES SUNSHINE EMPLOYM			100.00	3,763.64 CR
23/07/2020	ANZ INTERNET BANKING FUNDS TFER TRANSFER 338278 FROM 499172644 Picker Rent			600.00	4,363.64 CR
26/07/2020	ANZ INTERNET BANKING TRANSFER RENT SUNSHINE EMPLOYM			100.00	4,463.64 CR
26/07/2020	ANZ INTERNET BANKING TRANSFER RENT SUNSHINE EMPLOYM			100.00	4,563.64 CR
26/07/2020	ANZ INTERNET BANKING TRANSFER RENT SUNSHINE EMPLOYM			36.36	4,600.00 CR
26/07/2020	ANZ INTERNET BANKING TRANSFER RENT SUNSHINE EMPLOYM			100.00	4,700.00 CR
26/07/2020	ANZ INTERNET BANKING TRANSFER WAGES SUNSHINE EMPLOYM			100.00	4,800.00 CR
26/07/2020	ANZ INTERNET BANKING TRANSFER WAGES SUNSHINE EMPLOYM			100.00	4,900.00 CR
30/07/2020	ANZ INTERNET BANKING FUNDS TFER TRANSFER 967550 FROM 499172644 Picker Rent			700.00	5,600.00 CR
31/07/2020	July 2020 - Myster's share of 235 Bartholomew Road and Signage Income transferred from Income to Myster's Loan Account		1,866.66		3,733.34 CR
02/08/2020	ANZ INTERNET BANKING TRANSFER RENT SUNSHINE EMPLOYM			100.00	3,833.34 CR
02/08/2020	ANZ INTERNET BANKING TRANSFER RENT SUNSHINE EMPLOYM			54.35	3,887.69 CR
02/08/2020	ANZ INTERNET BANKING TRANSFER RENT SUNSHINE EMPLOYM			100.00	3,987.69 CR
02/08/2020	ANZ INTERNET BANKING TRANSFER RENT SUNSHINE EMPLOYM			100.00	4,087.69 CR
02/08/2020	ANZ INTERNET BANKING TRANSFER RENT SUNSHINE EMPLOYM			100.00	4,187.69 CR
02/08/2020	ANZ INTERNET BANKING TRANSFER WAGES SUNSHINE EMPLOYM			118.18	4,305.87 CR
02/08/2020	ANZ INTERNET BANKING TRANSFER WAGES SUNSHINE EMPLOYM			100.00	4,405.87 CR

## Histar Superannuation Fund

# General Ledger

As at 30 June 2021

Transaction Date	Description	Units	Debit	Credit	Balance \$
06/08/2020	TRANSFER FROM GERMAN PISTAN RENT			86.36	4,492.23 CR
06/08/2020	TRANSFER FROM CAMILA INES BARA RENT			86.36	4,578.59 CR
07/08/2020	ANZ INTERNET BANKING FUNDS TFER TRANSFER 763578 FROM 499172644 Picker Rent			800.00	5,378.59 CR
09/08/2020	ANZ INTERNET BANKING TRANSFER RENT SUNSHINE EMPLOYM			100.00	5,478.59 CR
09/08/2020	ANZ INTERNET BANKING TRANSFER RENT SUNSHINE EMPLOYM			100.00	5,578.59 CR
09/08/2020	ANZ INTERNET BANKING TRANSFER RENT SUNSHINE EMPLOYM			100.00	5,678.59 CR
09/08/2020	ANZ INTERNET BANKING TRANSFER RENT SUNSHINE EMPLOYM			100.00	5,778.59 CR
09/08/2020	ANZ INTERNET BANKING TRANSFER WAGES SUNSHINE EMPLOYM			190.91	5,969.50 CR
13/08/2020	ANZ INTERNET BANKING FUNDS TFER TRANSFER 876495 FROM 499172644 Pickers Rent			700.00	6,669.50 CR
16/08/2020	ANZ INTERNET BANKING TRANSFER RENT SUNSHINE EMPLOYM			100.00	6,769.50 CR
16/08/2020	ANZ INTERNET BANKING TRANSFER RENT SUNSHINE EMPLOYM			100.00	6,869.50 CR
16/08/2020	ANZ INTERNET BANKING TRANSFER RENT SUNSHINE EMPLOYM			100.00	6,969.50 CR
16/08/2020	ANZ INTERNET BANKING TRANSFER RENT SUNSHINE EMPLOYM			100.00	7,069.50 CR
20/08/2020	ANZ INTERNET BANKING FUNDS TFER TRANSFER 587137 FROM 499172644 Pickers Rent			718.18	7,787.68 CR
23/08/2020	ANZ INTERNET BANKING TRANSFER RENT SUNSHINE EMPLOYM			100.00	7,887.68 CR
23/08/2020	ANZ INTERNET BANKING TRANSFER RENT SUNSHINE EMPLOYM			100.00	7,987.68 CR
23/08/2020	ANZ INTERNET BANKING TRANSFER RENT SUNSHINE EMPLOYM			100.00	8,087.68 CR
28/08/2020	ANZ INTERNET BANKING FUNDS TFER TRANSFER 941028 FROM 499172644 Pickers Rent			836.36	8,924.04 CR
30/08/2020	ANZ INTERNET BANKING TRANSFER RENT SUNSHINE EMPLOYM			100.00	9,024.04 CR
30/08/2020	ANZ INTERNET BANKING TRANSFER RENT SUNSHINE EMPLOYM			100.00	9,124.04 CR
30/08/2020	ANZ INTERNET BANKING TRANSFER RENT SUNSHINE EMPLOYM			100.00	9,224.04 CR
30/08/2020	ANZ INTERNET BANKING TRANSFER RENT SUNSHINE EMPLOYM			100.00	9,324.04 CR
30/08/2020	ANZ INTERNET BANKING TRANSFER RENT SUNSHINE EMPLOYM			100.00	9,424.04 CR
30/08/2020	ANZ INTERNET BANKING TRANSFER ENT 0 SUNSHINE EMPLOYM			90.91	9,514.95 CR
31/08/2020	Description: August 2020 - Myster's share of 235 Bartholomew Road Income transferred from Income to Myster's Loan Account		1,927.21		7,587.74 CR
03/09/2020	ANZ INTERNET BANKING FUNDS TFER TRANSFER 525748 FROM 499172644 Pickers Rent			818.18	8,405.92 CR
06/09/2020	ANZ INTERNET BANKING TRANSFER RENT SUNSHINE EMPLOYM			100.00	8,505.92 CR
06/09/2020	ANZ INTERNET BANKING TRANSFER RENT SUNSHINE EMPLOYM			100.00	8,605.92 CR
06/09/2020	ANZ INTERNET BANKING TRANSFER RENT SUNSHINE EMPLOYM			100.00	8,705.92 CR

## Histar Superannuation Fund

# General Ledger

As at 30 June 2021

Transaction Date	Description	Units	Debit	Credit	Balance \$
06/09/2020	ANZ INTERNET BANKING TRANSFER RENT SUNSHINE EMPLOYM			100.00	8,805.92 CR
06/09/2020	ANZ INTERNET BANKING TRANSFER RENT SUNSHINE EMPLOYM			90.91	8,896.83 CR
13/09/2020	ANZ INTERNET BANKING TRANSFER RENT SUNSHINE EMPLOYM			100.00	8,996.83 CR
13/09/2020	ANZ INTERNET BANKING TRANSFER RENT SUNSHINE EMPLOYM			100.00	9,096.83 CR
13/09/2020	ANZ INTERNET BANKING TRANSFER RENT SUNSHINE EMPLOYM			100.00	9,196.83 CR
13/09/2020	ANZ INTERNET BANKING TRANSFER RENT SUNSHINE EMPLOYM			100.00	9,296.83 CR
13/09/2020	ANZ INTERNET BANKING TRANSFER RENT SUNSHINE EMPLOYM			100.00	9,396.83 CR
13/09/2020	ANZ INTERNET BANKING TRANSFER RENT SUNSHINE EMPLOYM			72.73	9,469.56 CR
13/09/2020	ANZ INTERNET BANKING TRANSFER RENT SUNSHINE EMPLOYM			100.00	9,569.56 CR
20/09/2020	ANZ INTERNET BANKING TRANSFER RENT SUNSHINE EMPLOYM			100.00	9,669.56 CR
20/09/2020	ANZ INTERNET BANKING TRANSFER RENT SUNSHINE EMPLOYM			100.00	9,769.56 CR
20/09/2020	ANZ INTERNET BANKING TRANSFER RENT SUNSHINE EMPLOYM			90.91	9,860.47 CR
20/09/2020	ANZ INTERNET BANKING TRANSFER RENT SUNSHINE EMPLOYM			100.00	9,960.47 CR
20/09/2020	ANZ INTERNET BANKING TRANSFER RENT SUNSHINE EMPLOYM			100.00	10,060.47 CR
20/09/2020	ANZ INTERNET BANKING TRANSFER RENT SUNSHINE EMPLOYM			100.00	10,160.47 CR
20/09/2020	ANZ INTERNET BANKING TRANSFER RENT SUNSHINE EMPLOYM			100.00	10,260.47 CR
20/09/2020	ANZ INTERNET BANKING TRANSFER RENT SUNSHINE EMPLOYM			100.00	10,360.47 CR
27/09/2020	ANZ INTERNET BANKING TRANSFER RENT SUNSHINE EMPLOYM			100.00	10,460.47 CR
27/09/2020	ANZ INTERNET BANKING TRANSFER RENT SUNSHINE EMPLOYM			100.00	10,560.47 CR
27/09/2020	ANZ INTERNET BANKING TRANSFER RENT SUNSHINE EMPLOYM			90.91	10,651.38 CR
27/09/2020	ANZ INTERNET BANKING TRANSFER RENT SUNSHINE EMPLOYM			100.00	10,751.38 CR
27/09/2020	ANZ INTERNET BANKING TRANSFER RENT SUNSHINE EMPLOYM			100.00	10,851.38 CR
27/09/2020	ANZ INTERNET BANKING TRANSFER RENT SUNSHINE EMPLOYM			100.00	10,951.38 CR
30/09/2020	Description: September 2020 - Mystar's share of 235 Bartholomew Road and Signage Income transferred from Income to Mystar's Loan Account		1,121.21		9,830.17 CR
04/10/2020	ANZ INTERNET BANKING TRANSFER RENT SUNSHINE EMPLOYM			100.00	9,930.17 CR
04/10/2020	ANZ INTERNET BANKING TRANSFER RENT SUNSHINE EMPLOYM			100.00	10,030.17 CR
04/10/2020	ANZ INTERNET BANKING TRANSFER RENT SUNSHINE EMPLOYM			100.00	10,130.17 CR
04/10/2020	ANZ INTERNET BANKING TRANSFER RENT SUNSHINE EMPLOYM			100.00	10,230.17 CR
04/10/2020	ANZ INTERNET BANKING TRANSFER RENT SUNSHINE EMPLOYM			90.91	10,321.08 CR
11/10/2020	ANZ INTERNET BANKING TRANSFER RENT SUNSHINE EMPLOYM			100.00	10,421.08 CR
11/10/2020	ANZ INTERNET BANKING TRANSFER RENT SUNSHINE EMPLOYM			100.00	10,521.08 CR
11/10/2020	ANZ INTERNET BANKING TRANSFER RENT SUNSHINE EMPLOYM			100.00	10,621.08 CR
11/10/2020	ANZ INTERNET BANKING TRANSFER RENT SUNSHINE EMPLOYM			100.00	10,721.08 CR
11/10/2020	ANZ INTERNET BANKING TRANSFER RENT SUNSHINE EMPLOYM			100.00	10,821.08 CR

## Histar Superannuation Fund

# General Ledger

As at 30 June 2021

Transaction Date	Description	Units	Debit	Credit	Balance \$
18/10/2020	ANZ INTERNET BANKING TRANSFER RENT SUNSHINE EMPLOYM			100.00	10,921.08 CR
18/10/2020	ANZ INTERNET BANKING TRANSFER RENT SUNSHINE EMPLOYM			100.00	11,021.08 CR
18/10/2020	ANZ INTERNET BANKING TRANSFER RENT SUNSHINE EMPLOYM			100.00	11,121.08 CR
18/10/2020	ANZ INTERNET BANKING TRANSFER RENT SUNSHINE EMPLOYM			100.00	11,221.08 CR
18/10/2020	ANZ INTERNET BANKING TRANSFER RENT SUNSHINE EMPLOYM			329.36	11,550.44 CR
26/10/2020	ANZ INTERNET BANKING TRANSFER RENT SUNSHINE EMPLOYM			154.55	11,704.99 CR
26/10/2020	ANZ INTERNET BANKING TRANSFER RENT SUNSHINE EMPLOYM			154.55	11,859.54 CR
26/10/2020	ANZ INTERNET BANKING TRANSFER RENT SUNSHINE EMPLOYM			36.36	11,895.90 CR
22/11/2020	ANZ INTERNET BANKING TRANSFER RENT SUNSHINE EMPLOYM			100.00	11,995.90 CR
22/11/2020	ANZ INTERNET BANKING TRANSFER RENT SUNSHINE EMPLOYM			100.00	12,095.90 CR
22/11/2020	ANZ INTERNET BANKING TRANSFER RENT SUNSHINE EMPLOYM			100.00	12,195.90 CR
22/11/2020	ANZ INTERNET BANKING TRANSFER RENT SUNSHINE EMPLOYM			100.00	12,295.90 CR
29/11/2020	ANZ INTERNET BANKING TRANSFER RENT SUNSHINE EMPLOYM			100.00	12,395.90 CR
29/11/2020	ANZ INTERNET BANKING TRANSFER RENT SUNSHINE EMPLOYM			100.00	12,495.90 CR
29/11/2020	ANZ INTERNET BANKING TRANSFER RENT SUNSHINE EMPLOYM			72.73	12,568.63 CR
29/11/2020	ANZ INTERNET BANKING TRANSFER RENT SUNSHINE EMPLOYM			100.00	12,668.63 CR
30/11/2020	October and November 2020 - Mystar's share of 235 Bartholomew Road and Signage Income transferred from Income to Mystar's Loan Account		946.15		11,722.48 CR
21/03/2021	ANZ INTERNET BANKING TRANSFER RENT SUNSHINE EMPLOYM			109.09	11,831.57 CR
21/03/2021	ANZ INTERNET BANKING TRANSFER RENT SUNSHINE EMPLOYM			109.09	11,940.66 CR
28/03/2021	ANZ INTERNET BANKING TRANSFER RENT SUNSHINE EMPLOYM			118.18	12,058.84 CR
28/03/2021	ANZ INTERNET BANKING TRANSFER RENT SUNSHINE EMPLOYM			118.18	12,177.02 CR
28/03/2021	ANZ INTERNET BANKING TRANSFER RENT SUNSHINE EMPLOYM			118.18	12,295.20 CR
28/03/2021	ANZ INTERNET BANKING TRANSFER RENT SUNSHINE EMPLOYM			109.09	12,404.29 CR
28/03/2021	ANZ INTERNET BANKING TRANSFER RENT SUNSHINE EMPLOYM			118.18	12,522.47 CR
28/03/2021	ANZ INTERNET BANKING TRANSFER RENT SUNSHINE EMPLOYM			118.18	12,640.65 CR
28/03/2021	ANZ INTERNET BANKING TRANSFER RENT SUNSHINE EMPLOYM			118.18	12,758.83 CR
28/03/2021	ANZ INTERNET BANKING TRANSFER RENT SUNSHINE EMPLOYM			118.18	12,877.01 CR
28/03/2021	ANZ INTERNET BANKING TRANSFER RENT SUNSHINE EMPLOYM			109.09	12,986.10 CR
31/03/2021	March 2021 - Mystar's share of 235 Bartholomew Road and Signage Income transferred from Income to Mystar's Loan Account		421.22		12,564.88 CR
05/04/2021	ANZ INTERNET BANKING TRANSFER RENT SUNSHINE EMPLOYM			72.73	12,637.61 CR
05/04/2021	ANZ INTERNET BANKING TRANSFER RENT SUNSHINE EMPLOYM			118.18	12,755.79 CR
05/04/2021	ANZ INTERNET BANKING TRANSFER RENT SUNSHINE EMPLOYM			118.18	12,873.97 CR
05/04/2021	ANZ INTERNET BANKING TRANSFER RENT SUNSHINE EMPLOYM			136.36	13,010.33 CR

## Histar Superannuation Fund

# General Ledger

As at 30 June 2021

Transaction Date	Description	Units	Debit	Credit	Balance \$
05/04/2021	ANZ INTERNET BANKING TRANSFER RENT SUNSHINE EMPLOYM			90.91	13,101.24 CR
05/04/2021	ANZ INTERNET BANKING TRANSFER RENT SUNSHINE EMPLOYM			118.18	13,219.42 CR
05/04/2021	ANZ INTERNET BANKING TRANSFER RENT SUNSHINE EMPLOYM			109.09	13,328.51 CR
05/04/2021	ANZ INTERNET BANKING TRANSFER RENT SUNSHINE EMPLOYM			109.09	13,437.60 CR
05/04/2021	ANZ INTERNET BANKING TRANSFER RENT SUNSHINE EMPLOYM			118.18	13,555.78 CR
05/04/2021	ANZ INTERNET BANKING TRANSFER RENT SUNSHINE EMPLOYM			136.36	13,692.14 CR
05/04/2021	ANZ INTERNET BANKING TRANSFER RENT SUNSHINE EMPLOYM			118.18	13,810.32 CR
11/04/2021	ANZ INTERNET BANKING TRANSFER RENT SUNSHINE EMPLOYM			118.18	13,928.50 CR
11/04/2021	ANZ INTERNET BANKING TRANSFER RENT SUNSHINE EMPLOYM			109.09	14,037.59 CR
11/04/2021	ANZ INTERNET BANKING TRANSFER RENT SUNSHINE EMPLOYM			109.09	14,146.68 CR
18/04/2021	ANZ INTERNET BANKING TRANSFER RENT SUNSHINE EMPLOYM			118.18	14,264.86 CR
18/04/2021	ANZ INTERNET BANKING TRANSFER RENT SUNSHINE EMPLOYM			54.55	14,319.41 CR
18/04/2021	ANZ INTERNET BANKING TRANSFER RENT SUNSHINE EMPLOYM			109.09	14,428.50 CR
18/04/2021	ANZ INTERNET BANKING TRANSFER RENT SUNSHINE EMPLOYM			109.09	14,537.59 CR
26/04/2021	ANZ INTERNET BANKING TRANSFER RENT SUNSHINE EMPLOYM			72.73	14,610.32 CR
26/04/2021	ANZ INTERNET BANKING TRANSFER RENT SUNSHINE EMPLOYM			118.18	14,728.50 CR
26/04/2021	ANZ INTERNET BANKING TRANSFER RENT SUNSHINE EMPLOYM			109.09	14,837.59 CR
26/04/2021	ANZ INTERNET BANKING TRANSFER RENT SUNSHINE EMPLOYM			109.09	14,946.68 CR
26/04/2021	ANZ INTERNET BANKING TRANSFER RENT LINEN SUNSHINE EMPLOYM			163.64	15,110.32 CR
30/04/2021	Rent on 235 Bartholomew - A & E Coco			150,000.00	165,110.32 CR
30/04/2021	Description: April 2021 - Mystar's share of 235 Bartholomew Road and Signage Income transferred from Income to Mystar's Loan Account		50,848.48		114,261.84 CR
03/05/2021	ANZ INTERNET BANKING TRANSFER RENT SUNSHINE EMPLOYM			118.18	114,380.02 CR
03/05/2021	ANZ INTERNET BANKING TRANSFER RENT SUNSHINE EMPLOYM			72.73	114,452.75 CR
03/05/2021	ANZ INTERNET BANKING TRANSFER RENT SUNSHINE EMPLOYM			109.09	114,561.84 CR
03/05/2021	ANZ INTERNET BANKING TRANSFER RENT SUNSHINE EMPLOYM			109.09	114,670.93 CR
03/05/2021	ANZ INTERNET BANKING TRANSFER RENT SUNSHINE EMPLOYM			118.18	114,789.11 CR
09/05/2021	ANZ INTERNET BANKING TRANSFER RENT SUNSHINE EMPLOYM			118.18	114,907.29 CR
09/05/2021	ANZ INTERNET BANKING TRANSFER RENT SUNSHINE EMPLOYM			118.18	115,025.47 CR
09/05/2021	ANZ INTERNET BANKING TRANSFER RENT SUNSHINE EMPLOYM			109.09	115,134.56 CR
09/05/2021	ANZ INTERNET BANKING TRANSFER RENT SUNSHINE EMPLOYM			109.09	115,243.65 CR
16/05/2021	ANZ INTERNET BANKING TRANSFER RENT SUNSHINE EMPLOYM			118.18	115,361.83 CR
16/05/2021	ANZ INTERNET BANKING TRANSFER RENT SUNSHINE EMPLOYM			109.09	115,470.92 CR
16/05/2021	ANZ INTERNET BANKING TRANSFER			118.18	115,589.10 CR

## Histar Superannuation Fund

# General Ledger

As at 30 June 2021

Transaction Date	Description	Units	Debit	Credit	Balance \$
	RENT SUNSHINE EMPLOYM				
16/05/2021	ANZ INTERNET BANKING TRANSFER			109.09	115,698.19 CR
	RENT SUNSHINE EMPLOYM				
22/05/2021	ANZ INTERNET BANKING TRANSFER			118.18	115,816.37 CR
	RENT SUNSHINE EMPLOYM				
22/05/2021	ANZ INTERNET BANKING TRANSFER			118.18	115,934.55 CR
	RENT SUNSHINE EMPLOYM				
22/05/2021	ANZ INTERNET BANKING TRANSFER			109.09	116,043.64 CR
	RENT SUNSHINE EMPLOYM				
22/05/2021	ANZ INTERNET BANKING TRANSFER			109.09	116,152.73 CR
	RENT SUNSHINE EMPLOYM				
30/05/2021	ANZ INTERNET BANKING TRANSFER			109.09	116,261.82 CR
	RENT SUNSHINE EMPLOYM				
30/05/2021	ANZ INTERNET BANKING TRANSFER			118.18	116,380.00 CR
	RENT SUNSHINE EMPLOYM				
30/05/2021	ANZ INTERNET BANKING TRANSFER			118.18	116,498.18 CR
	RENT SUNSHINE EMPLOYM				
30/05/2021	ANZ INTERNET BANKING TRANSFER			109.09	116,607.27 CR
	RENT SUNSHINE EMPLOYM				
31/05/2021	Mystar Share of May21 Income		781.82		115,825.45 CR
06/06/2021	ANZ INTERNET BANKING TRANSFER			109.09	115,934.54 CR
	RENT SUNSHINE EMPLOYM				
06/06/2021	ANZ INTERNET BANKING TRANSFER			109.09	116,043.63 CR
	RENT SUNSHINE EMPLOYM				
06/06/2021	ANZ INTERNET BANKING TRANSFER			118.18	116,161.81 CR
	RENT SUNSHINE EMPLOYM				
06/06/2021	ANZ INTERNET BANKING TRANSFER			118.18	116,279.99 CR
	RENT SUNSHINE EMPLOYM				
11/06/2021	ANZ INTERNET BANKING FUNDS TFER TRANSFER 280343 FROM 499172644 Pickers Rent			4,420.00	120,699.99 CR
13/06/2021	ANZ INTERNET BANKING TRANSFER			109.09	120,809.08 CR
	RENT SUNSHINE EMPLOYM				
13/06/2021	ANZ INTERNET BANKING TRANSFER			109.09	120,918.17 CR
	RENT SUNSHINE EMPLOYM				
13/06/2021	ANZ INTERNET BANKING TRANSFER			118.18	121,036.35 CR
	RENT SUNSHINE EMPLOYM				
13/06/2021	ANZ INTERNET BANKING TRANSFER			118.18	121,154.53 CR
	RENT SUNSHINE EMPLOYM				
13/06/2021	ANZ INTERNET BANKING FUNDS TFER TRANSFER 845090 FROM 499172644 Pickers Rent			2,990.00	124,144.53 CR
13/06/2021	ANZ INTERNET BANKING FUNDS TFER TRANSFER 845399 FROM 499172644 Pickers Rent			4,420.00	128,564.53 CR
13/06/2021	ANZ INTERNET BANKING FUNDS TFER TRANSFER 845267 FROM 499172644 Pickers Rent			4,420.00	132,984.53 CR
20/06/2021	ANZ INTERNET BANKING TRANSFER			118.18	133,102.71 CR
	RENT SUNSHINE EMPLOYM				
20/06/2021	ANZ INTERNET BANKING TRANSFER			109.09	133,211.80 CR
	RENT SUNSHINE EMPLOYM				
20/06/2021	ANZ INTERNET BANKING TRANSFER			109.09	133,320.89 CR
	RENT SUNSHINE EMPLOYM				
20/06/2021	ANZ INTERNET BANKING TRANSFER			118.18	133,439.07 CR
	RENT SUNSHINE EMPLOYM				
27/06/2021	ANZ INTERNET BANKING TRANSFER			109.09	133,548.16 CR
	RENT SUNSHINE EMPLOYM				
27/06/2021	ANZ INTERNET BANKING TRANSFER			109.09	133,657.25 CR
	RENT SUNSHINE EMPLOYM				
27/06/2021	ANZ INTERNET BANKING TRANSFER			118.18	133,775.43 CR
	RENT SUNSHINE EMPLOYM				
27/06/2021	ANZ INTERNET BANKING TRANSFER			118.18	133,893.61 CR
	RENT SUNSHINE EMPLOYM				
27/06/2021	ANZ INTERNET BANKING TRANSFER			118.18	134,011.79 CR
	RENT SUNSHINE EMPLOYM				
27/06/2021	ANZ INTERNET BANKING TRANSFER			118.18	134,129.97 CR
	RENT SUNSHINE EMPLOYM				
30/06/2021	ANZ INTERNET BANKING FUNDS TFER			2,540.91	136,670.88 CR

# Histar Superannuation Fund

## General Ledger

As at 30 June 2021

Transaction Date	Description	Units	Debit	Credit	Balance \$
	TRANSFER 158952 FROM 499172644 Picker Rent				
30/06/2021	Mystar Share of June 21 Income		6,948.48		129,722.40 CR
30/06/2021	ADJUSTING FOR GST ON ACCOMMODATION			1,719.51	131,441.91 CR
			<b>64,861.23</b>	<b>196,303.14</b>	<b>131,441.91 CR</b>
<b>30 Margaret Street (HIS0006)</b>					
01/07/2020	ANZ INTERNET BANKING TRANSFER RENT PAYMENT CPMS 30 Margaret Street			622.09	622.09 CR
15/07/2020	ANZ INTERNET BANKING TRANSFER RENT PAYMENT CPMS 30 Margaret Street			501.39	1,123.48 CR
03/08/2020	ANZ INTERNET BANKING TRANSFER RENT PAYMENT CPMS 30 Margaret Street			501.39	1,624.87 CR
14/08/2020	ANZ INTERNET BANKING TRANSFER RENT PAYMENT CPMS 30 Margaret St			501.39	2,126.26 CR
01/09/2020	ANZ INTERNET BANKING TRANSFER RENT PAYMENT CPMS 30 Margaret Street			155.39	2,281.65 CR
02/11/2020	ANZ INTERNET BANKING TRANSFER RENT PAYMENT ANZ 30 Margaret Street			278.23	2,559.88 CR
17/05/2021				3,042.16	5,602.04 CR
01/06/2021				501.39	6,103.43 CR
15/06/2021	ANZ INTERNET BANKING TRANSFER RENT PAYMENT CPMS			501.39	6,604.82 CR
30/06/2021	GROSS UP RENT FOR EXPENSES			1,001.30	7,606.12 CR
30/06/2021	GROSS UP RENT FOR EXPENSES			4,630.34	12,236.46 CR
30/06/2021	GROSS UP RENT FOR EXPENSES			2,088.48	14,324.94 CR
30/06/2021	REVERSING RENT RECEIVABLE INCORRECTLY DONE IN 2020		636.74		13,688.20 CR
			<b>636.74</b>	<b>14,324.94</b>	<b>13,688.20 CR</b>
<b>6 Lynch Street (HIS0007)</b>					
15/07/2020	ANZ INTERNET BANKING TRANSFER RENT PAYMENT CPMS 6 Lynch Street			624.70	624.70 CR
03/08/2020	ANZ INTERNET BANKING TRANSFER RENT PAYMENT CPMS 6 Lynch Street			1,615.26	2,239.96 CR
14/08/2020	ANZ INTERNET BANKING TRANSFER RENT PAYMENT CPMS 6 Lynch Street			624.70	2,864.66 CR
15/09/2020	ANZ INTERNET BANKING TRANSFER RENT PAYMENT CPMS 6 Lynch Street			1,045.90	3,910.56 CR
01/06/2021				890.87	4,801.43 CR
30/06/2021	GROSS UP RENT FOR EXPENSES			1,404.57	6,206.00 CR
30/06/2021	GROSS UP RENT FOR EXPENSES			8,617.14	14,823.14 CR
				<b>14,823.14</b>	<b>14,823.14 CR</b>
<b>Signage (HIST0001_SIGNAGE)</b>					
31/07/2020	TRANSFER FROM BISHOPP OUTDOOR BOA PTY PAYMENT Sign Rent			412.50	412.50 CR
31/07/2020	TRANSFER FROM BISHOPP OUTDOOR BOA PTY PAYMENT Sign Rent			412.50	825.00 CR
31/07/2020	July 2020 - Mystar's share of 235 Bartholomew Road and Signage Income transferred from Income to Mystar's		275.00		550.00 CR

# Histar Superannuation Fund

## General Ledger

As at 30 June 2021

Transaction Date	Description	Units	Debit	Credit	Balance \$
	Loan Account				
30/09/2020	TRANSFER FROM BISHOPP OUTDOOR BOA PTY PAYMENT Sign Rent			1,466.71	2,016.71 CR
30/09/2020	Description: September 2020 - Myster's share of 235 Bartholomew Road and Signage Income transferred from Income to Myster's Loan Account		488.90		1,527.81 CR
02/11/2020	TRANSFER FROM BISHOPP OUTDOOR BOA PTY PAYMENT Rent - Sign			412.50	1,940.31 CR
30/11/2020	October and November 2020 - Myster's share of 235 Bartholomew Road and Signage Income transferred from Income to Myster's Loan Account		137.50		1,802.81 CR
14/12/2020	TRANSFER FROM BISHOPP OUTDOOR BOA PTY PAYMENT Sign Rent			3,333.12	5,135.93 CR
30/12/2020	December 2020 - Myster's share of Signage Income transferred from Income to Myster's Loan Account		1,111.31		4,024.62 CR
29/01/2021	TRANSFER FROM BISHOPP OUTDOOR BOA PTY PAYMENT			412.50	4,437.12 CR
31/01/2021	January 2021 - Myster's share of Signage Income transferred from Income to Myster's Loan Account		137.50		4,299.62 CR
31/03/2021	TRANSFER FROM BISHOPP OUTDOOR BOA PTY PAYMENT - Sign rent			3,333.12	7,632.74 CR
31/03/2021	March 2021 - Myster's share of 235 Bartholomew Road and Signage Income transferred from Income to Myster's Loan Account		1,111.04		6,521.70 CR
30/04/2021	TRANSFER FROM BISHOPP OUTDOOR BOA PTY PAYMENT			412.50	6,934.20 CR
30/04/2021	Description: April 2021 - Myster's share of 235 Bartholomew Road and Signage Income transferred from Income to Myster's Loan Account		137.50		6,796.70 CR
30/06/2021	TRANSFER FROM BISHOPP OUTDOOR BOA PTY PAYMENT			3,389.78	10,186.48 CR
30/06/2021	Myster Share of June 21 Income		1,129.93		9,056.55 CR
			<b>4,528.68</b>	<b>13,585.23</b>	<b>9,056.55 CR</b>
<b>Depreciation (33400)</b>					
<u>Amenities Block - 2/3 (HIST0001_AMENITIESBL)</u>					
30/06/2021	Depreciation for the period {2021}		158.13		158.13 DR
			<b>158.13</b>		<b>158.13 DR</b>
<u>Bathroom Renovation - Bart Rd (HIST0001_BATHROOMREN)</u>					
30/06/2021	Depreciation for the period {2021}		90.37		90.37 DR
			<b>90.37</b>		<b>90.37 DR</b>
<u>Capital Repairs - 30 Margaret (HIST0001_CAPITALREPA)</u>					
30/06/2021	Depreciation for the period {2021}		26.78		26.78 DR
			<b>26.78</b>		<b>26.78 DR</b>
<u>Carport - 8 Lynch St (HIST0001_CARPORT-8LY)</u>					
30/06/2021	Depreciation for the period {2021}		74.16		74.16 DR
			<b>74.16</b>		<b>74.16 DR</b>
<u>Cold Room - 2/3 (HIST0001_COLDROOM-2)</u>					
30/06/2021	Depreciation for the period {2021}		598.61		598.61 DR



# Histar Superannuation Fund

## General Ledger

As at 30 June 2021

Transaction Date	Description	Units	Debit	Credit	Balance \$
			<b>598.61</b>		<b>598.61 DR</b>
<u>Fans - 30 Margaret (HIST0001_FANS-30MARG)</u>					
30/06/2021	Depreciation for the period {2021}		14.70		14.70 DR
			<b>14.70</b>		<b>14.70 DR</b>
<u>Flooring - Bart Rd (HIST0001_FLOORING-BA)</u>					
30/06/2021	Depreciation for the period {2021}		149.04		149.04 DR
			<b>149.04</b>		<b>149.04 DR</b>
<u>Vinyl Flooring Bart Rd (HIST0001_FLOORINGFOR)</u>					
30/06/2021	Depreciation for the period {2021}		87.53		87.53 DR
			<b>87.53</b>		<b>87.53 DR</b>
<u>Gravel - 2/3 (HIST0001_GRAVEL-2/3)</u>					
30/06/2021	Depreciation for the period {2021}		54.93		54.93 DR
			<b>54.93</b>		<b>54.93 DR</b>
<u>Improvements - 8 Lynch St, Eimbah (HIST0001_IMPROVEMENT)</u>					
30/06/2021	Depreciation for the period {2021}		46.75		46.75 DR
			<b>46.75</b>		<b>46.75 DR</b>
<u>Oven &amp; Cooktop - Lynch St (HIST0001_OVEN&amp;COOKTO)</u>					
30/06/2021	Depreciation for the period {2021}		89.35		89.35 DR
			<b>89.35</b>		<b>89.35 DR</b>
<u>Shed (2) - 2/3 (HIST0001_SHED(2)-2/3)</u>					
30/06/2021	Depreciation for the period {2021}		286.58		286.58 DR
			<b>286.58</b>		<b>286.58 DR</b>
<u>Shed - 2/3 (HIST0001_SHED-2/3)</u>					
30/06/2021	Depreciation for the period {2021}		393.70		393.70 DR
			<b>393.70</b>		<b>393.70 DR</b>
<u>Stove (Bart Rd) (HIST0001_STOVE(BARTR))</u>					
30/06/2021	Depreciation for the period {2021}		4.62		4.62 DR
			<b>4.62</b>		<b>4.62 DR</b>
<b>Property Expenses - Agents Management Fees (41930)</b>					
<u>8 Lynch St, Eimbah (HIS0001)</u>					
30/06/2021	GROSS UP RENT FOR EXPENSES		771.42		771.42 DR
			<b>771.42</b>		<b>771.42 DR</b>
<u>30 Margaret Street (HIS0006)</u>					
30/06/2021	GROSS UP RENT FOR EXPENSES		1,001.30		1,001.30 DR
			<b>1,001.30</b>		<b>1,001.30 DR</b>
<u>6 Lynch Street (HIS0007)</u>					
30/06/2021	GROSS UP RENT FOR EXPENSES		1,404.57		1,404.57 DR
			<b>1,404.57</b>		<b>1,404.57 DR</b>
<b>Property Expenses - Council Rates &amp; Taxes (41960)</b>					
<u>8 Lynch St, Eimbah (HIS0001)</u>					
24/09/2020	ANZ INTERNET BANKING FUNDS TFER TRANSFER 672153 TO 014507499172644 Rates 6 Lynch St \$448.75, 8 Lynch St \$448.75, 30 Margaret St \$448.75 - reimbursed A&E Coco & Sons		448.75		448.75 DR

# Histar Superannuation Fund

## General Ledger

As at 30 June 2021

Transaction Date	Description	Units	Debit	Credit	Balance \$
23/11/2020	ANZ INTERNET BANKING FUNDS TFER TRANSFER 825639 TO 014669478257761 Council Rates		448.75		897.50 DR
25/03/2021	ANZ INTERNET BANKING FUNDS TFER TRANSFER 641582 TO 014507499172644. Council rates		448.75		1,346.25 DR
30/06/2021	Taking up expenses paid by trust but not yet reimbursed		448.75		1,795.00 DR
			<b>1,795.00</b>		<b>1,795.00 DR</b>
<u>235 Bartholemew Rd (HIS0005)</u>					
30/06/2021	TAKING UP RATESPAID BY COCO TRUST AND NOT YET REIMBURSED		3,864.20		3,864.20 DR
30/06/2021	ALLOCATING 1/3 OF 235 BART EXPENSES TO HISTAR SUPER FUND			1,287.93	2,576.27 DR
			<b>3,864.20</b>	<b>1,287.93</b>	<b>2,576.27 DR</b>
<u>30 Margaret Street (HIS0006)</u>					
24/09/2020	ANZ INTERNET BANKING FUNDS TFER TRANSFER 672153 TO 014507499172644 Rates 6 Lynch St \$448.75, 8 Lynch St \$448.75, 30 Margaret St \$448.75 - reimbursed A&E Coco & Sons		448.75		448.75 DR
23/11/2020	ANZ INTERNET BANKING FUNDS TFER TRANSFER 825639 TO 014669478257761 Council Rates		448.75		897.50 DR
25/03/2021	ANZ INTERNET BANKING FUNDS TFER TRANSFER 641582 TO 014507499172644. Council rates		448.75		1,346.25 DR
30/06/2021	Taking up expenses paid by trust but not yet reimbursed		448.75		1,795.00 DR
			<b>1,795.00</b>		<b>1,795.00 DR</b>
<u>6 Lynch Street (HIS0007)</u>					
24/09/2020	ANZ INTERNET BANKING FUNDS TFER TRANSFER 672153 TO 014507499172644 Rates 6 Lynch St \$448.75, 8 Lynch St \$448.75, 30 Margaret St \$448.75 - reimbursed A&E Coco & Sons		448.75		448.75 DR
23/11/2020	ANZ INTERNET BANKING FUNDS TFER TRANSFER 825639 TO 014669478257761 Council Rates		448.75		897.50 DR
25/03/2021	ANZ INTERNET BANKING FUNDS TFER TRANSFER 641582 TO 014507499172644. Council rates		448.75		1,346.25 DR
30/06/2021	Taking up expenses paid by trust but not yet reimbursed		448.75		1,795.00 DR
			<b>1,795.00</b>		<b>1,795.00 DR</b>
<b>Property Expenses - Insurance Premium (41980)</b>					
<u>8 Lynch St, Elimbah (HIS0001)</u>					
30/06/2021	Taking up expenses paid by trust but not yet reimbursed		1,344.00		1,344.00 DR
			<b>1,344.00</b>		<b>1,344.00 DR</b>
<u>235 Bartholemew Rd (HIS0005)</u>					
30/06/2021	Taking up expenses paid by trust but not yet reimbursed		1,635.00		1,635.00 DR
30/06/2021	ALLOCATING 1/3 OF 235 BART EXPENSES TO HISTAR SUPER FUND			544.94	1,090.06 DR
			<b>1,635.00</b>	<b>544.94</b>	<b>1,090.06 DR</b>
<u>30 Margaret Street (HIS0006)</u>					

# Histar Superannuation Fund

## General Ledger

As at 30 June 2021

Transaction Date	Description	Units	Debit	Credit	Balance \$
30/06/2021	GROSS UP RENT FOR EXPENSES		2,088.48		2,088.48 DR
			<b>2,088.48</b>		<b>2,088.48 DR</b>
	<u>6 Lynch Street (HIS0007)</u>				
26/04/2021	ANZ INTERNET BANKING FUNDS TFER TRANSFER 366379 TO 014507499172644		1,738.27		1,738.27 DR
			<b>1,738.27</b>		<b>1,738.27 DR</b>
	<b>Property Expenses - Repairs Maintenance (42060)</b>				
	<u>8 Lynch St. Elimbah (HIS0001)</u>				
30/06/2021	GROSS UP RENT FOR EXPENSES		4,999.92		4,999.92 DR
			<b>4,999.92</b>		<b>4,999.92 DR</b>
	<u>30 Margaret Street (HIS0006)</u>				
30/06/2021	GROSS UP RENT FOR EXPENSES		4,630.34		4,630.34 DR
			<b>4,630.34</b>		<b>4,630.34 DR</b>
	<u>6 Lynch Street (HIS0007)</u>				
27/02/2021	ANZ INTERNET BANKING FUNDS TFER TRANSFER 223765 TO 014669107917679 - Electrical repairs 6 Lynch St		290.40		290.40 DR
17/03/2021	ANZ INTERNET BANKING FUNDS TFER TRANSFER 382851 TO 014669107917679 6 Lynch Street plumbing repairs - repair water feeds to bathroom		300.00		590.40 DR
30/06/2021	GROSS UP RENT FOR EXPENSES		8,617.14		9,207.54 DR
			<b>9,207.54</b>		<b>9,207.54 DR</b>
	<b>Property Expenses - Water Rates (42150)</b>				
	<u>8 Lynch St. Elimbah (HIS0001)</u>				
05/08/2020	ANZ INTERNET BANKING FUNDS TFER TRANSFER 338945 TO 014669107917679 - Unity Water - 6 Lynch St \$280.62 and 8 Lynch St \$166.15		166.15		166.15 DR
30/11/2020	ANZ INTERNET BANKING FUNDS TFER TRANSFER 979968 TO 014669107917679 Unity Water		202.99		369.14 DR
07/02/2021	ANZ INTERNET BANKING FUNDS TFER TRANSFER 870762 TO 014669107917679 Unity Water - 8 Lynch St \$194.54, 6 Lynch St \$293.05		194.54		563.68 DR
30/04/2021	ANZ INTERNET BANKING FUNDS TFER TRANSFER 261597 TO 014669107917679		193.66		757.34 DR
			<b>757.34</b>		<b>757.34 DR</b>
	<u>30 Margaret Street (HIS0006)</u>				
29/09/2020	ANZ INTERNET BANKING FUNDS TFER TRANSFER 970233 TO 014669107917679 Unity Water 30 Margaret Street - reimbursed A&E Coco Equity Manager		326.23		326.23 DR
30/11/2020	ANZ INTERNET BANKING FUNDS TFER TRANSFER 979968 TO 014669107917679 Unity Water		421.34		747.57 DR
31/03/2021	ANZ INTERNET BANKING FUNDS TFER TRANSFER 664234 TO 014669107917679 Unity Water 30 Margaret Street		372.57		1,120.14 DR
31/05/2021	ANZ INTERNET BANKING FUNDS TFER TRANSFER 752640 TO		328.19		1,448.33 DR

# Histar Superannuation Fund

## General Ledger

As at 30 June 2021

Transaction Date	Description	Units	Debit	Credit	Balance \$
	014669107917679				
			<b>1,448.33</b>		<b>1,448.33 DR</b>
	<u>6 Lynch Street (HIS0007)</u>				
05/08/2020	ANZ INTERNET BANKING FUNDS TFER TRANSFER 338945 TO 014669107917679 - Unity Water - 6 Lynch St \$280.62 and 8 Lynch St \$166.15		280.62		280.62 DR
30/11/2020	ANZ INTERNET BANKING FUNDS TFER TRANSFER 979968 TO 014669107917679 Unity Water		293.93		574.55 DR
07/02/2021	ANZ INTERNET BANKING FUNDS TFER TRANSFER 870762 TO 014669107917679 Unity Water - 8 Lynch St \$194.54, 6 Lynch St \$293.05		293.05		867.60 DR
30/04/2021	ANZ INTERNET BANKING FUNDS TFER TRANSFER 261597 TO 014669107917679		148.20		1,015.80 DR
			<b>1,015.80</b>		<b>1,015.80 DR</b>
	<b>Income Tax Expense (48500)</b>				
	<u>Income Tax Expense (48500)</u>				
30/06/2021	Create Entries - Income Tax Expense - 30/06/2021		24,617.10		24,617.10 DR
			<b>24,617.10</b>		<b>24,617.10 DR</b>
	<b>Profit/Loss Allocation Account (49000)</b>				
	<u>Profit/Loss Allocation Account (49000)</u>				
25/06/2021	System Member Journals		21,250.00		21,250.00 DR
30/06/2021	Create Entries - Profit/Loss Allocation - 30/06/2021		319.47		21,569.47 DR
30/06/2021	Create Entries - Profit/Loss Allocation - 30/06/2021		65,159.15		86,728.62 DR
30/06/2021	Create Entries - Profit/Loss Allocation - 30/06/2021		39.93		86,768.55 DR
30/06/2021	Create Entries - Profit/Loss Allocation - 30/06/2021		372.72		87,141.27 DR
30/06/2021	Create Entries - Profit/Loss Allocation - 30/06/2021		998.35		88,139.62 DR
30/06/2021	Create Entries - Profit/Loss Allocation - 30/06/2021		39.93		88,179.55 DR
30/06/2021	Create Entries - Profit/Loss Allocation - 30/06/2021		1,171.40		89,350.95 DR
30/06/2021	Create Entries - Profit/Loss Allocation - 30/06/2021		65,012.71		154,363.66 DR
30/06/2021	Create Entries - Income Tax Expense Allocation - 30/06/2021			10,362.60	144,001.06 DR
30/06/2021	Create Entries - Income Tax Expense Allocation - 30/06/2021			160.68	143,840.38 DR
30/06/2021	Create Entries - Income Tax Expense Allocation - 30/06/2021			10,343.82	133,496.56 DR
			<b>154,363.66</b>	<b>20,867.10</b>	<b>133,496.56 DR</b>
	<b>Opening Balance (50010)</b>				
	<u>(Opening Balance) Coco, Antonio - Pension (Pension No. 2) (COCANT00002P)</u>				
01/07/2020	Opening Balance				5,899.65 CR
01/07/2020	Close Period Journal			1,066.87	6,966.52 CR
				<b>1,066.87</b>	<b>6,966.52 CR</b>
	<u>(Opening Balance) Coco, Elena - Pension (Pension No. 1) (COCELE00001P)</u>				
01/07/2020	Opening Balance				765.17 CR
01/07/2020	Close Period Journal			135.86	901.03 CR

# Histar Superannuation Fund

## General Ledger

As at 30 June 2021

Transaction Date	Description	Units	Debit	Credit	Balance \$
				<b>135.86</b>	<b>901.03 CR</b>
	<u>(Opening Balance) Coco, Elena - Pension (Pension No. 2) (COCELE00002P)</u>				
01/07/2020	Opening Balance				65,313.00 CR
01/07/2020	Close Period Journal		57,119.93		8,193.07 CR
			<b>57,119.93</b>		<b>8,193.07 CR</b>
	<u>(Opening Balance) Coco, Elena - Accumulation (COCELE00003A)</u>				
01/07/2020	Opening Balance				21,283.84 CR
01/07/2020	Close Period Journal			64.82	21,348.66 CR
				<b>64.82</b>	<b>21,348.66 CR</b>
	<u>(Opening Balance) Coco, Elena - Pension (Account Based Pension 4) (COCELE00005P)</u>				
01/07/2020	Opening Balance				674.79 CR
01/07/2020	Close Period Journal			135.86	810.65 CR
				<b>135.86</b>	<b>810.65 CR</b>
	<u>(Opening Balance) Coco, Elena - Pension (Account Based Pension 5) (COCELE00006P)</u>				
01/07/2020	Close Period Journal			25,325.70	25,325.70 CR
				<b>25,325.70</b>	<b>25,325.70 CR</b>
	<u>(Opening Balance) Coco, Giuseppe - Accumulation (COCGIU00002A)</u>				
01/07/2020	Opening Balance				1,164,279.23 CR
01/07/2020	Close Period Journal			242,689.51	1,406,968.74 CR
				<b>242,689.51</b>	<b>1,406,968.74 CR</b>
	<u>(Opening Balance) Coco, Luigi - Accumulation (COCLUI00002A)</u>				
01/07/2020	Opening Balance				1,162,032.70 CR
01/07/2020	Close Period Journal			242,248.16	1,404,280.86 CR
				<b>242,248.16</b>	<b>1,404,280.86 CR</b>
	<b>Contributions (52420)</b>				
	<u>(Contributions) Coco, Elena - Accumulation (COCELE00003A)</u>				
01/07/2020	Opening Balance				25,000.00 CR
01/07/2020	Close Period Journal		25,000.00		0.00 DR
25/06/2021	System Member Journals			25,000.00	25,000.00 CR
			<b>25,000.00</b>	<b>25,000.00</b>	<b>25,000.00 CR</b>
	<b>Share of Profit/(Loss) (53100)</b>				
	<u>(Share of Profit/(Loss)) Coco, Antonio - Pension (Pension No. 2) (COCANT00002P)</u>				
01/07/2020	Opening Balance				1,246.87 CR
01/07/2020	Close Period Journal		1,246.87		0.00 DR
30/06/2021	Create Entries - Profit/Loss Allocation - 30/06/2021			319.47	319.47 CR
			<b>1,246.87</b>	<b>319.47</b>	<b>319.47 CR</b>
	<u>(Share of Profit/(Loss)) Coco, Elena - Pension (Pension No. 1) (COCELE00001P)</u>				
01/07/2020	Opening Balance				155.86 CR
01/07/2020	Close Period Journal		155.86		0.00 DR
30/06/2021	Create Entries - Profit/Loss Allocation - 30/06/2021			39.93	39.93 CR
			<b>155.86</b>	<b>39.93</b>	<b>39.93 CR</b>
	<u>(Share of Profit/(Loss)) Coco, Elena - Pension (Pension No. 2) (COCELE00002P)</u>				
01/07/2020	Opening Balance				2,130.07 CR
01/07/2020	Close Period Journal		2,130.07		0.00 DR

# Histar Superannuation Fund

## General Ledger

As at 30 June 2021

Transaction Date	Description	Units	Debit	Credit	Balance \$
30/06/2021	Create Entries - Profit/Loss Allocation - 30/06/2021			372.72	372.72 CR
			<b>2,130.07</b>	<b>372.72</b>	<b>372.72 CR</b>
<u>(Share of Profit/(Loss)) Coco, Elena - Accumulation (COCELE00003A)</u>					
01/07/2020	Opening Balance				103.91 CR
01/07/2020	Close Period Journal		103.91		0.00 DR
30/06/2021	Create Entries - Profit/Loss Allocation - 30/06/2021			998.35	998.35 CR
			<b>103.91</b>	<b>998.35</b>	<b>998.35 CR</b>
<u>(Share of Profit/(Loss)) Coco, Elena - Pension (Account Based Pension 4) (COCELE00005P)</u>					
01/07/2020	Opening Balance				155.86 CR
01/07/2020	Close Period Journal		155.86		0.00 DR
30/06/2021	Create Entries - Profit/Loss Allocation - 30/06/2021			39.93	39.93 CR
			<b>155.86</b>	<b>39.93</b>	<b>39.93 CR</b>
<u>(Share of Profit/(Loss)) Coco, Elena - Pension (Account Based Pension 5) (COCELE00006P)</u>					
01/07/2020	Opening Balance				4,571.86 CR
01/07/2020	Close Period Journal		4,571.86		0.00 DR
30/06/2021	Create Entries - Profit/Loss Allocation - 30/06/2021			1,171.40	1,171.40 CR
			<b>4,571.86</b>	<b>1,171.40</b>	<b>1,171.40 CR</b>
<u>(Share of Profit/(Loss)) Coco, Giuseppe - Accumulation (COCGIU00002A)</u>					
01/07/2020	Opening Balance				255,816.52 CR
01/07/2020	Close Period Journal		255,816.52		0.00 DR
30/06/2021	Create Entries - Profit/Loss Allocation - 30/06/2021			65,159.15	65,159.15 CR
			<b>255,816.52</b>	<b>65,159.15</b>	<b>65,159.15 CR</b>
<u>(Share of Profit/(Loss)) Coco, Luigi - Accumulation (COCLUI00002A)</u>					
01/07/2020	Opening Balance				255,348.95 CR
01/07/2020	Close Period Journal		255,348.95		0.00 DR
30/06/2021	Create Entries - Profit/Loss Allocation - 30/06/2021			65,012.71	65,012.71 CR
			<b>255,348.95</b>	<b>65,012.71</b>	<b>65,012.71 CR</b>
<b>Income Tax (53330)</b>					
<u>(Income Tax) Coco, Elena - Accumulation (COCELE00003A)</u>					
01/07/2020	Opening Balance				5.25 DR
01/07/2020	Close Period Journal			5.25	0.00 DR
30/06/2021	Create Entries - Income Tax Expense Allocation - 30/06/2021		160.68		160.68 DR
			<b>160.68</b>	<b>5.25</b>	<b>160.68 DR</b>
<u>(Income Tax) Coco, Giuseppe - Accumulation (COCGIU00002A)</u>					
01/07/2020	Opening Balance				13,127.01 DR
01/07/2020	Close Period Journal			13,127.01	0.00 DR
30/06/2021	Create Entries - Income Tax Expense Allocation - 30/06/2021		10,362.60		10,362.60 DR
			<b>10,362.60</b>	<b>13,127.01</b>	<b>10,362.60 DR</b>
<u>(Income Tax) Coco, Luigi - Accumulation (COCLUI00002A)</u>					
01/07/2020	Opening Balance				13,100.79 DR
01/07/2020	Close Period Journal			13,100.79	0.00 DR
30/06/2021	Create Entries - Income Tax Expense Allocation - 30/06/2021		10,343.82		10,343.82 DR

# Histar Superannuation Fund

## General Ledger

As at 30 June 2021

Transaction Date	Description	Units	Debit	Credit	Balance \$
			<b>10,343.82</b>	<b>13,100.79</b>	<b>10,343.82 DR</b>
<b>Contributions Tax (53800)</b>					
<u>(Contributions Tax) Coco, Elena - Accumulation (COCELE00003A)</u>					
01/07/2020	Opening Balance				3,750.00 DR
01/07/2020	Close Period Journal			3,750.00	0.00 DR
25/06/2021	System Member Journals		3,750.00		3,750.00 DR
			<b>3,750.00</b>	<b>3,750.00</b>	<b>3,750.00 DR</b>
<b>Pensions Paid (54160)</b>					
<u>(Pensions Paid) Coco, Antonio - Pension (Pension No. 2) (COCANT00002P)</u>					
01/07/2020	Opening Balance				180.00 DR
01/07/2020	Close Period Journal			180.00	0.00 DR
				<b>180.00</b>	<b>0.00 DR</b>
<u>(Pensions Paid) Coco, Elena - Pension (Pension No. 1) (COCELE00001P)</u>					
01/07/2020	Opening Balance				20.00 DR
01/07/2020	Close Period Journal			20.00	0.00 DR
				<b>20.00</b>	<b>0.00 DR</b>
<u>(Pensions Paid) Coco, Elena - Pension (Pension No. 2) (COCELE00002P)</u>					
01/07/2020	Opening Balance				59,250.00 DR
01/07/2020	Close Period Journal			59,250.00	0.00 DR
				<b>59,250.00</b>	<b>0.00 DR</b>
<u>(Pensions Paid) Coco, Elena - Pension (Account Based Pension 4) (COCELE00005P)</u>					
01/07/2020	Opening Balance				20.00 DR
01/07/2020	Close Period Journal			20.00	0.00 DR
				<b>20.00</b>	<b>0.00 DR</b>
<u>(Pensions Paid) Coco, Elena - Pension (Account Based Pension 5) (COCELE00006P)</u>					
01/07/2020	Opening Balance				530.00 DR
01/07/2020	Close Period Journal			530.00	0.00 DR
				<b>530.00</b>	<b>0.00 DR</b>
<b>Internal Transfers In (56100)</b>					
<u>(Internal Transfers In) Coco, Elena - Pension (Account Based Pension 5) (COCELE00006P)</u>					
01/07/2020	Opening Balance				21,283.84 CR
01/07/2020	Close Period Journal		21,283.84		0.00 DR
			<b>21,283.84</b>		<b>0.00 DR</b>
<b>Internal Transfers Out (57100)</b>					
<u>(Internal Transfers Out) Coco, Elena - Accumulation (COCELE00003A)</u>					
01/07/2020	Opening Balance				21,283.84 DR
01/07/2020	Close Period Journal			21,283.84	0.00 DR
				<b>21,283.84</b>	<b>0.00 DR</b>
<b>Bank Accounts (60400)</b>					
<u>Cash at Bank (ANZ198092405)</u>					
01/07/2020	Opening Balance				294,402.44 DR
01/07/2020	ANZ INTERNET BANKING TRANSFER RENT PAYMENT CPMS 8 Lynch Street		400.33		294,802.77 DR
01/07/2020	ANZ INTERNET BANKING FUNDS TFER TRANSFER 417405 FROM		550.00		295,352.77 DR

## Histar Superannuation Fund

# General Ledger

As at 30 June 2021

Transaction Date	Description	Units	Debit	Credit	Balance \$
	499172644 Picker Rent				
01/07/2020	ANZ INTERNET BANKING TRANSFER RENT PAYMENT CPMS 30 Margaret Street		622.09		295,974.86 DR
01/07/2020	ANZ INTERNET BANKING TRANSFER RENT PAYMENT CPMS 6 Lynch Street		623.77		296,598.63 DR
05/07/2020	ANZ INTERNET BANKING TRANSFER RENT SUNSHINE EMPLOYM		100.00		296,698.63 DR
05/07/2020	ANZ INTERNET BANKING TRANSFER RENT SUNSHINE EMPLOYM		110.00		296,808.63 DR
05/07/2020	ANZ INTERNET BANKING TRANSFER RENT SUNSHINE EMPLOYM		110.00		296,918.63 DR
05/07/2020	ANZ INTERNET BANKING TRANSFER RENT SUNSHINE EMPLOYM		110.00		297,028.63 DR
05/07/2020	ANZ INTERNET BANKING TRANSFER RENT SUNSHINE EMPLOYM		110.00		297,138.63 DR
05/07/2020	ANZ INTERNET BANKING TRANSFER RENT SUNSHINE EMPLOYM		110.00		297,248.63 DR
05/07/2020	ANZ INTERNET BANKING TRANSFER WAGES SUNSHINE EMPLOYM		110.00		297,358.63 DR
05/07/2020	ANZ INTERNET BANKING TRANSFER WAGES SUNSHINE EMPLOYM		110.00		297,468.63 DR
12/07/2020	ANZ INTERNET BANKING TRANSFER RENT SUNSHINE EMPLOYM		60.00		297,528.63 DR
12/07/2020	ANZ INTERNET BANKING TRANSFER WAGES SUNSHINE EMPLOYM		110.00		297,638.63 DR
12/07/2020	ANZ INTERNET BANKING TRANSFER WAGES SUNSHINE EMPLOYM		110.00		297,748.63 DR
12/07/2020	ANZ INTERNET BANKING TRANSFER RENT SUNSHINE EMPLOYM		110.00		297,858.63 DR
12/07/2020	ANZ INTERNET BANKING TRANSFER RENT SUNSHINE EMPLOYM		110.00		297,968.63 DR
12/07/2020	ANZ INTERNET BANKING TRANSFER RENT SUNSHINE EMPLOYM		110.00		298,078.63 DR
12/07/2020	ANZ INTERNET BANKING TRANSFER RENT SUNSHINE EMPLOYM		110.00		298,188.63 DR
15/07/2020	ANZ INTERNET BANKING TRANSFER RENT PAYMENT CPMS 8 Lynch Street		400.33		298,588.96 DR
15/07/2020	ANZ INTERNET BANKING TRANSFER RENT PAYMENT CPMS 30 Margaret Street		501.39		299,090.35 DR
15/07/2020	ANZ INTERNET BANKING TRANSFER RENT PAYMENT CPMS 6 Lynch Street		624.70		299,715.05 DR
18/07/2020	ANZ INTERNET BANKING FUNDS TFER TRANSFER 617126 FROM 499172644 Picker Rent		660.00		300,375.05 DR
18/07/2020	ANZ INTERNET BANKING FUNDS TFER TRANSFER 616811 FROM 499172644 Picker Rent		660.00		301,035.05 DR
19/07/2020	ANZ INTERNET BANKING TRANSFER RENT SUNSHINE EMPLOYM		110.00		301,145.05 DR
19/07/2020	ANZ INTERNET BANKING TRANSFER RENT SUNSHINE EMPLOYM		110.00		301,255.05 DR
19/07/2020	ANZ INTERNET BANKING TRANSFER RENT SUNSHINE EMPLOYM		110.00		301,365.05 DR
19/07/2020	ANZ INTERNET BANKING TRANSFER WAGES SUNSHINE EMPLOYM		110.00		301,475.05 DR
19/07/2020	ANZ INTERNET BANKING TRANSFER WAGES SUNSHINE EMPLOYM		110.00		301,585.05 DR
19/07/2020	ANZ INTERNET BANKING TRANSFER RENT SUNSHINE EMPLOYM		130.00		301,715.05 DR
23/07/2020	ANZ INTERNET BANKING FUNDS TFER TRANSFER 338278 FROM 499172644		660.00		302,375.05 DR



## Histar Superannuation Fund

# General Ledger

As at 30 June 2021

Transaction Date	Description	Units	Debit	Credit	Balance \$
	Picker Rent				
26/07/2020	ANZ INTERNET BANKING TRANSFER RENT SUNSHINE EMPLOYM		40.00		302,415.05 DR
26/07/2020	ANZ INTERNET BANKING TRANSFER RENT SUNSHINE EMPLOYM		110.00		302,525.05 DR
26/07/2020	ANZ INTERNET BANKING TRANSFER RENT SUNSHINE EMPLOYM		110.00		302,635.05 DR
26/07/2020	ANZ INTERNET BANKING TRANSFER WAGES SUNSHINE EMPLOYM		110.00		302,745.05 DR
26/07/2020	ANZ INTERNET BANKING TRANSFER WAGES SUNSHINE EMPLOYM		110.00		302,855.05 DR
26/07/2020	ANZ INTERNET BANKING TRANSFER RENT SUNSHINE EMPLOYM		110.00		302,965.05 DR
30/07/2020	ANZ INTERNET BANKING FUNDS TFER TRANSFER 967550 FROM 499172644 Picker Rent		770.00		303,735.05 DR
31/07/2020	TRANSFER FROM BISHOPP OUTDOOR BOA PTY PAYMENT Sign Rent		453.75		304,188.80 DR
31/07/2020	TRANSFER FROM BISHOPP OUTDOOR BOA PTY PAYMENT Sign Rent		453.75		304,642.55 DR
31/07/2020	CREDIT INTEREST PAID		12.68		304,655.23 DR
02/08/2020	ANZ INTERNET BANKING TRANSFER RENT SUNSHINE EMPLOYM		59.79		304,715.02 DR
02/08/2020	ANZ INTERNET BANKING TRANSFER RENT SUNSHINE EMPLOYM		110.00		304,825.02 DR
02/08/2020	ANZ INTERNET BANKING TRANSFER WAGES SUNSHINE EMPLOYM		110.00		304,935.02 DR
02/08/2020	ANZ INTERNET BANKING TRANSFER RENT SUNSHINE EMPLOYM		110.00		305,045.02 DR
02/08/2020	ANZ INTERNET BANKING TRANSFER RENT SUNSHINE EMPLOYM		110.00		305,155.02 DR
02/08/2020	ANZ INTERNET BANKING TRANSFER RENT SUNSHINE EMPLOYM		110.00		305,265.02 DR
02/08/2020	ANZ INTERNET BANKING TRANSFER WAGES SUNSHINE EMPLOYM		130.00		305,395.02 DR
03/08/2020	ANZ INTERNET BANKING TRANSFER RENT PAYMENT CPMS 30 Margaret Street		501.39		305,896.41 DR
03/08/2020	ANZ INTERNET BANKING TRANSFER RENT PAYMENT CPMS 8 Lynch Street		584.53		306,480.94 DR
03/08/2020	ANZ INTERNET BANKING TRANSFER RENT PAYMENT CPMS 6 Lynch Street		1,615.26		308,096.20 DR
05/08/2020	ANZ INTERNET BANKING FUNDS TFER TRANSFER 338945 TO 014669107917679 - Unity Water - 6 Lynch St \$280.62 and 8 Lynch St \$166.15			446.77	307,649.43 DR
06/08/2020	TRANSFER FROM GERMAN PISTAN RENT		95.00		307,744.43 DR
06/08/2020	TRANSFER FROM CAMILA INES BARA RENT		95.00		307,839.43 DR
07/08/2020	ANZ INTERNET BANKING FUNDS TFER TRANSFER 763578 FROM 499172644 Picker Rent		880.00		308,719.43 DR
09/08/2020	ANZ INTERNET BANKING TRANSFER RENT SUNSHINE EMPLOYM		110.00		308,829.43 DR
09/08/2020	ANZ INTERNET BANKING TRANSFER RENT SUNSHINE EMPLOYM		110.00		308,939.43 DR
09/08/2020	ANZ INTERNET BANKING TRANSFER RENT SUNSHINE EMPLOYM		110.00		309,049.43 DR
09/08/2020	ANZ INTERNET BANKING TRANSFER RENT SUNSHINE EMPLOYM		110.00		309,159.43 DR
09/08/2020	ANZ INTERNET BANKING TRANSFER WAGES SUNSHINE EMPLOYM		210.00		309,369.43 DR

## Histar Superannuation Fund

# General Ledger

As at 30 June 2021

Transaction Date	Description	Units	Debit	Credit	Balance \$
11/08/2020	ANZ INTERNET BANKING FUNDS TFER TRANSFER 532694 TO 014669107917679 2018/2019 Income Tax			9,187.65	300,181.78 DR
13/08/2020	ANZ INTERNET BANKING FUNDS TFER TRANSFER 876495 FROM 499172644 Pickers Rent		770.00		300,951.78 DR
14/08/2020	ANZ INTERNET BANKING TRANSFER RENT PAYMENT CPMS 8 Lynch Street		400.33		301,352.11 DR
14/08/2020	ANZ INTERNET BANKING TRANSFER RENT PAYMENT CPMS 30 Margaret St		501.39		301,853.50 DR
14/08/2020	ANZ INTERNET BANKING TRANSFER RENT PAYMENT CPMS 6 Lynch Street		624.70		302,478.20 DR
16/08/2020	ANZ INTERNET BANKING TRANSFER RENT SUNSHINE EMPLOYM		110.00		302,588.20 DR
16/08/2020	ANZ INTERNET BANKING TRANSFER RENT SUNSHINE EMPLOYM		110.00		302,698.20 DR
16/08/2020	ANZ INTERNET BANKING TRANSFER RENT SUNSHINE EMPLOYM		110.00		302,808.20 DR
16/08/2020	ANZ INTERNET BANKING TRANSFER RENT SUNSHINE EMPLOYM		110.00		302,918.20 DR
20/08/2020	ANZ INTERNET BANKING FUNDS TFER TRANSFER 587137 FROM 499172644 Pickers Rent		790.00		303,708.20 DR
23/08/2020	ANZ INTERNET BANKING TRANSFER RENT SUNSHINE EMPLOYM		110.00		303,818.20 DR
23/08/2020	ANZ INTERNET BANKING TRANSFER RENT SUNSHINE EMPLOYM		110.00		303,928.20 DR
23/08/2020	ANZ INTERNET BANKING TRANSFER RENT SUNSHINE EMPLOYM		110.00		304,038.20 DR
28/08/2020	ANZ INTERNET BANKING FUNDS TFER TRANSFER 941028 FROM 499172644 Pickers Rent		920.00		304,958.20 DR
30/08/2020	ANZ INTERNET BANKING TRANSFER ENT 0 SUNSHINE EMPLOYM		100.00		305,058.20 DR
30/08/2020	ANZ INTERNET BANKING TRANSFER RENT SUNSHINE EMPLOYM		110.00		305,168.20 DR
30/08/2020	ANZ INTERNET BANKING TRANSFER RENT SUNSHINE EMPLOYM		110.00		305,278.20 DR
30/08/2020	ANZ INTERNET BANKING TRANSFER RENT SUNSHINE EMPLOYM		110.00		305,388.20 DR
30/08/2020	ANZ INTERNET BANKING TRANSFER RENT SUNSHINE EMPLOYM		110.00		305,498.20 DR
30/08/2020	ANZ INTERNET BANKING TRANSFER RENT SUNSHINE EMPLOYM		110.00		305,608.20 DR
31/08/2020	CREDIT INTEREST PAID		12.91		305,621.11 DR
01/09/2020	ANZ INTERNET BANKING TRANSFER RENT PAYMENT CPMS 30 Margaret Street		155.39		305,776.50 DR
01/09/2020	ANZ INTERNET BANKING TRANSFER RENT PAYMENT CPMS 8 Lynch Street		349.66		306,126.16 DR
03/09/2020	ANZ INTERNET BANKING FUNDS TFER TRANSFER 525748 FROM 499172644 Pickers Rent		900.00		307,026.16 DR
06/09/2020	ANZ INTERNET BANKING TRANSFER RENT SUNSHINE EMPLOYM		100.00		307,126.16 DR
06/09/2020	ANZ INTERNET BANKING TRANSFER RENT SUNSHINE EMPLOYM		110.00		307,236.16 DR
06/09/2020	ANZ INTERNET BANKING TRANSFER RENT SUNSHINE EMPLOYM		110.00		307,346.16 DR
06/09/2020	ANZ INTERNET BANKING TRANSFER RENT SUNSHINE EMPLOYM		110.00		307,456.16 DR

## Histar Superannuation Fund

# General Ledger

As at 30 June 2021

Transaction Date	Description	Units	Debit	Credit	Balance \$
06/09/2020	ANZ INTERNET BANKING TRANSFER RENT SUNSHINE EMPLOYM		110.00		307,566.16 DR
13/09/2020	ANZ INTERNET BANKING TRANSFER RENT SUNSHINE EMPLOYM		80.00		307,646.16 DR
13/09/2020	ANZ INTERNET BANKING TRANSFER RENT SUNSHINE EMPLOYM		110.00		307,756.16 DR
13/09/2020	ANZ INTERNET BANKING TRANSFER RENT SUNSHINE EMPLOYM		110.00		307,866.16 DR
13/09/2020	ANZ INTERNET BANKING TRANSFER RENT SUNSHINE EMPLOYM		110.00		307,976.16 DR
13/09/2020	ANZ INTERNET BANKING TRANSFER RENT SUNSHINE EMPLOYM		110.00		308,086.16 DR
13/09/2020	ANZ INTERNET BANKING TRANSFER RENT SUNSHINE EMPLOYM		110.00		308,196.16 DR
13/09/2020	ANZ INTERNET BANKING TRANSFER RENT SUNSHINE EMPLOYM		110.00		308,306.16 DR
15/09/2020	ANZ INTERNET BANKING TRANSFER RENT PAYMENT CPMS 8 Lynch Street		400.33		308,706.49 DR
15/09/2020	ANZ INTERNET BANKING TRANSFER RENT PAYMENT CPMS 6 Lynch Street		1,045.90		309,752.39 DR
20/09/2020	ANZ INTERNET BANKING TRANSFER RENT SUNSHINE EMPLOYM		100.00		309,852.39 DR
20/09/2020	ANZ INTERNET BANKING TRANSFER RENT SUNSHINE EMPLOYM		110.00		309,962.39 DR
20/09/2020	ANZ INTERNET BANKING TRANSFER RENT SUNSHINE EMPLOYM		110.00		310,072.39 DR
20/09/2020	ANZ INTERNET BANKING TRANSFER RENT SUNSHINE EMPLOYM		110.00		310,182.39 DR
20/09/2020	ANZ INTERNET BANKING TRANSFER RENT SUNSHINE EMPLOYM		110.00		310,292.39 DR
20/09/2020	ANZ INTERNET BANKING TRANSFER RENT SUNSHINE EMPLOYM		110.00		310,402.39 DR
20/09/2020	ANZ INTERNET BANKING TRANSFER RENT SUNSHINE EMPLOYM		110.00		310,512.39 DR
20/09/2020	ANZ INTERNET BANKING TRANSFER RENT SUNSHINE EMPLOYM		110.00		310,622.39 DR
24/09/2020	ANZ INTERNET BANKING FUNDS TFER TRANSFER 672153 TO 014507499172644 Rates 6 Lynch St \$448.75, 8 Lynch St \$448.75, 30 Margaret St \$448.75 - reimbursed A&E Coco & Sons			1,346.25	309,276.14 DR
27/09/2020	ANZ INTERNET BANKING TRANSFER RENT SUNSHINE EMPLOYM		100.00		309,376.14 DR
27/09/2020	ANZ INTERNET BANKING TRANSFER RENT SUNSHINE EMPLOYM		110.00		309,486.14 DR
27/09/2020	ANZ INTERNET BANKING TRANSFER RENT SUNSHINE EMPLOYM		110.00		309,596.14 DR
27/09/2020	ANZ INTERNET BANKING TRANSFER RENT SUNSHINE EMPLOYM		110.00		309,706.14 DR
27/09/2020	ANZ INTERNET BANKING TRANSFER RENT SUNSHINE EMPLOYM		110.00		309,816.14 DR
27/09/2020	ANZ INTERNET BANKING TRANSFER RENT SUNSHINE EMPLOYM		110.00		309,926.14 DR
29/09/2020	ANZ INTERNET BANKING FUNDS TFER TRANSFER 970233 TO 014669107917679 Unity Water 30 Margaret Street - reimbursed A&E Coco Equity Manager			326.23	309,599.91 DR
30/09/2020	TRANSFER FROM BISHOPP OUTDOOR BOA PTY PAYMENT Sign Rent		1,613.38		311,213.29 DR
30/09/2020	CREDIT INTEREST PAID		12.65		311,225.94 DR
01/10/2020	ANZ INTERNET BANKING TRANSFER RENT PAYMENT CPMS 8 Lynch Street		101.33		311,327.27 DR
04/10/2020	ANZ INTERNET BANKING TRANSFER RENT SUNSHINE EMPLOYM		100.00		311,427.27 DR

## Histar Superannuation Fund

# General Ledger

As at 30 June 2021

Transaction Date	Description	Units	Debit	Credit	Balance \$
04/10/2020	ANZ INTERNET BANKING TRANSFER RENT SUNSHINE EMPLOYM		110.00		311,537.27 DR
04/10/2020	ANZ INTERNET BANKING TRANSFER RENT SUNSHINE EMPLOYM		110.00		311,647.27 DR
04/10/2020	ANZ INTERNET BANKING TRANSFER RENT SUNSHINE EMPLOYM		110.00		311,757.27 DR
04/10/2020	ANZ INTERNET BANKING TRANSFER RENT SUNSHINE EMPLOYM		110.00		311,867.27 DR
11/10/2020	ANZ INTERNET BANKING TRANSFER RENT SUNSHINE EMPLOYM		110.00		311,977.27 DR
11/10/2020	ANZ INTERNET BANKING TRANSFER RENT SUNSHINE EMPLOYM		110.00		312,087.27 DR
11/10/2020	ANZ INTERNET BANKING TRANSFER RENT SUNSHINE EMPLOYM		110.00		312,197.27 DR
11/10/2020	ANZ INTERNET BANKING TRANSFER RENT SUNSHINE EMPLOYM		110.00		312,307.27 DR
11/10/2020	ANZ INTERNET BANKING TRANSFER RENT SUNSHINE EMPLOYM		110.00		312,417.27 DR
15/10/2020	ANZ INTERNET BANKING TRANSFER RENT PAYMENT CPMS 8 Lynch Street		400.33		312,817.60 DR
18/10/2020	ANZ INTERNET BANKING TRANSFER RENT SUNSHINE EMPLOYM		110.00		312,927.60 DR
18/10/2020	ANZ INTERNET BANKING TRANSFER RENT SUNSHINE EMPLOYM		110.00		313,037.60 DR
18/10/2020	ANZ INTERNET BANKING TRANSFER RENT SUNSHINE EMPLOYM		110.00		313,147.60 DR
18/10/2020	ANZ INTERNET BANKING TRANSFER RENT SUNSHINE EMPLOYM		110.00		313,257.60 DR
18/10/2020	ANZ INTERNET BANKING TRANSFER RENT SUNSHINE EMPLOYM		362.30		313,619.90 DR
19/10/2020	ANZ INTERNET BANKING FUNDS TFER TRANSFER 894685 TO 014669107917679 [ANZ INTERNET BANKING FUNDS TFER TRANSFER 894685 TO 014669107917679/Sept IAS]			9,574.00	304,045.90 DR
26/10/2020	ANZ INTERNET BANKING TRANSFER RENT SUNSHINE EMPLOYM		40.00		304,085.90 DR
26/10/2020	ANZ INTERNET BANKING TRANSFER RENT SUNSHINE EMPLOYM		170.00		304,255.90 DR
26/10/2020	ANZ INTERNET BANKING TRANSFER RENT SUNSHINE EMPLOYM		170.00		304,425.90 DR
30/10/2020	CREDIT INTEREST PAID		12.67		304,438.57 DR
02/11/2020	ANZ INTERNET BANKING TRANSFER RENT PAYMENT ANZ 8 Lunch Street		200.33		304,638.90 DR
02/11/2020	ANZ INTERNET BANKING TRANSFER RENT PAYMENT ANZ 30 Margaret Street		278.23		304,917.13 DR
02/11/2020	TRANSFER FROM BISHOPP OUTDOOR BOA PTY PAYMENT Rent - Sign		453.75		305,370.88 DR
22/11/2020	ANZ INTERNET BANKING TRANSFER RENT SUNSHINE EMPLOYM		110.00		305,480.88 DR
22/11/2020	ANZ INTERNET BANKING TRANSFER RENT SUNSHINE EMPLOYM		110.00		305,590.88 DR
22/11/2020	ANZ INTERNET BANKING TRANSFER RENT SUNSHINE EMPLOYM		110.00		305,700.88 DR
22/11/2020	ANZ INTERNET BANKING TRANSFER RENT SUNSHINE EMPLOYM		110.00		305,810.88 DR
23/11/2020	ANZ INTERNET BANKING FUNDS TFER TRANSFER 825639 TO 014669478257761 Council Rates			1,346.25	304,464.63 DR
29/11/2020	ANZ INTERNET BANKING TRANSFER RENT SUNSHINE EMPLOYM		80.00		304,544.63 DR
29/11/2020	ANZ INTERNET BANKING TRANSFER RENT SUNSHINE EMPLOYM		110.00		304,654.63 DR

## Histar Superannuation Fund

# General Ledger

As at 30 June 2021

Transaction Date	Description	Units	Debit	Credit	Balance \$
29/11/2020	ANZ INTERNET BANKING TRANSFER RENT SUNSHINE EMPLOYM		110.00		304,764.63 DR
29/11/2020	ANZ INTERNET BANKING TRANSFER RENT SUNSHINE EMPLOYM		110.00		304,874.63 DR
30/11/2020	ANZ INTERNET BANKING FUNDS TFER TRANSFER 979968 TO 014669107917679 Unity Water			918.26	303,956.37 DR
30/11/2020	CREDIT INTEREST PAID		12.92		303,969.29 DR
14/12/2020	TRANSFER FROM BISHOPP OUTDOOR BOA PTY PAYMENT Sign Rent		3,666.43		307,635.72 DR
31/12/2020	CREDIT INTEREST PAID		12.96		307,648.68 DR
29/01/2021	TRANSFER FROM BISHOPP OUTDOOR BOA PTY PAYMENT		453.75		308,102.43 DR
29/01/2021	CREDIT INTEREST PAID		12.22		308,114.65 DR
07/02/2021	ANZ INTERNET BANKING FUNDS TFER TRANSFER 870762 TO 014669107917679 Unity Water - 8 Lynch St \$194.54, 6 Lynch St \$293.05			487.59	307,627.06 DR
26/02/2021	CREDIT INTEREST PAID		11.80		307,638.86 DR
27/02/2021	ANZ INTERNET BANKING FUNDS TFER TRANSFER 223765 TO 014669107917679 - Electrical repairs 6 Lynch St			290.40	307,348.46 DR
03/03/2021	ANZ INTERNET BANKING FUNDS TFER TRANSFER 576637 TO 0146691079176796 Lynch Street capital repairs - bathroom renovation - paid to Jay Price			3,000.00	304,348.46 DR
17/03/2021	ANZ INTERNET BANKING FUNDS TFER TRANSFER 382851 TO 014669107917679 6 Lynch Street plumbing repairs - repair water feeds to bathroom			300.00	304,048.46 DR
17/03/2021	ANZ INTERNET BANKING FUNDS TFER TRANSFER 383136 TO 014669107917679 - 6 Lynch Street capital repairs to bathroom - paid to Jay Price (not registered for GST)			3,000.00	301,048.46 DR
21/03/2021	ANZ INTERNET BANKING TRANSFER RENT SUNSHINE EMPLOYM		120.00		301,168.46 DR
21/03/2021	ANZ INTERNET BANKING TRANSFER RENT SUNSHINE EMPLOYM		120.00		301,288.46 DR
25/03/2021	ANZ INTERNET BANKING FUNDS TFER TRANSFER 641582 TO 014507499172644. Council rates			1,346.25	299,942.21 DR
28/03/2021	ANZ INTERNET BANKING TRANSFER RENT SUNSHINE EMPLOYM		120.00		300,062.21 DR
28/03/2021	ANZ INTERNET BANKING TRANSFER RENT SUNSHINE EMPLOYM		120.00		300,182.21 DR
28/03/2021	ANZ INTERNET BANKING TRANSFER RENT SUNSHINE EMPLOYM		130.00		300,312.21 DR
28/03/2021	ANZ INTERNET BANKING TRANSFER RENT SUNSHINE EMPLOYM		130.00		300,442.21 DR
28/03/2021	ANZ INTERNET BANKING TRANSFER RENT SUNSHINE EMPLOYM		130.00		300,572.21 DR
28/03/2021	ANZ INTERNET BANKING TRANSFER RENT SUNSHINE EMPLOYM		130.00		300,702.21 DR
28/03/2021	ANZ INTERNET BANKING TRANSFER RENT SUNSHINE EMPLOYM		130.00		300,832.21 DR
28/03/2021	ANZ INTERNET BANKING TRANSFER RENT SUNSHINE EMPLOYM		130.00		300,962.21 DR
28/03/2021	ANZ INTERNET BANKING TRANSFER RENT SUNSHINE EMPLOYM		130.00		301,092.21 DR
31/03/2021	TRANSFER FROM BISHOPP OUTDOOR BOA PTY PAYMENT - Sign rent		3,666.43		304,758.64 DR
31/03/2021	ANZ INTERNET BANKING FUNDS TFER TRANSFER 664234 TO			372.57	304,386.07 DR

## Histar Superannuation Fund

# General Ledger

As at 30 June 2021

Transaction Date	Description	Units	Debit	Credit	Balance \$
	014669107917679 Unity Water 30 Margaret Street				
31/03/2021	CREDIT INTEREST PAID		13.72		304,399.79 DR
05/04/2021	ANZ INTERNET BANKING TRANSFER RENT SUNSHINE EMPLOYM		80.00		304,479.79 DR
05/04/2021	ANZ INTERNET BANKING TRANSFER RENT SUNSHINE EMPLOYM		100.00		304,579.79 DR
05/04/2021	ANZ INTERNET BANKING TRANSFER RENT SUNSHINE EMPLOYM		120.00		304,699.79 DR
05/04/2021	ANZ INTERNET BANKING TRANSFER RENT SUNSHINE EMPLOYM		120.00		304,819.79 DR
05/04/2021	ANZ INTERNET BANKING TRANSFER RENT SUNSHINE EMPLOYM		130.00		304,949.79 DR
05/04/2021	ANZ INTERNET BANKING TRANSFER RENT SUNSHINE EMPLOYM		130.00		305,079.79 DR
05/04/2021	ANZ INTERNET BANKING TRANSFER RENT SUNSHINE EMPLOYM		130.00		305,209.79 DR
05/04/2021	ANZ INTERNET BANKING TRANSFER RENT SUNSHINE EMPLOYM		130.00		305,339.79 DR
05/04/2021	ANZ INTERNET BANKING TRANSFER RENT SUNSHINE EMPLOYM		130.00		305,469.79 DR
05/04/2021	ANZ INTERNET BANKING TRANSFER RENT SUNSHINE EMPLOYM		150.00		305,619.79 DR
05/04/2021	ANZ INTERNET BANKING TRANSFER RENT SUNSHINE EMPLOYM		150.00		305,769.79 DR
05/04/2021	ANZ INTERNET BANKING FUNDS TFER TRANSFER 250564 TO 014669107917679 [ANZ INTERNET BANKING FUNDS TFER TRANSFER 250564 TO 014669107917679/Dec IAS]			9,574.00	296,195.79 DR
11/04/2021	ANZ INTERNET BANKING TRANSFER RENT SUNSHINE EMPLOYM		120.00		296,315.79 DR
11/04/2021	ANZ INTERNET BANKING TRANSFER RENT SUNSHINE EMPLOYM		120.00		296,435.79 DR
11/04/2021	ANZ INTERNET BANKING TRANSFER RENT SUNSHINE EMPLOYM		130.00		296,565.79 DR
11/04/2021	ANZ INTERNET BANKING FUNDS TFER TRANSFER 450446 TO 014669107917679 [ANZ INTERNET BANKING FUNDS TFER TRANSFER 450446 TO 014669107917679/Mar IAS]			9,574.00	286,991.79 DR
18/04/2021	ANZ INTERNET BANKING TRANSFER RENT SUNSHINE EMPLOYM		60.00		287,051.79 DR
18/04/2021	ANZ INTERNET BANKING TRANSFER RENT SUNSHINE EMPLOYM		120.00		287,171.79 DR
18/04/2021	ANZ INTERNET BANKING TRANSFER RENT SUNSHINE EMPLOYM		120.00		287,291.79 DR
18/04/2021	ANZ INTERNET BANKING TRANSFER RENT SUNSHINE EMPLOYM		130.00		287,421.79 DR
26/04/2021	ANZ INTERNET BANKING TRANSFER RENT SUNSHINE EMPLOYM		80.00		287,501.79 DR
26/04/2021	ANZ INTERNET BANKING TRANSFER RENT SUNSHINE EMPLOYM		120.00		287,621.79 DR
26/04/2021	ANZ INTERNET BANKING TRANSFER RENT SUNSHINE EMPLOYM		120.00		287,741.79 DR
26/04/2021	ANZ INTERNET BANKING TRANSFER RENT SUNSHINE EMPLOYM		130.00		287,871.79 DR
26/04/2021	ANZ INTERNET BANKING TRANSFER RENT LINEN SUNSHINE EMPLOYM		180.00		288,051.79 DR
26/04/2021	ANZ INTERNET BANKING FUNDS TFER TRANSFER 366379 TO 014507499172644			1,738.27	286,313.52 DR
30/04/2021	TRANSFER FROM BISHOPP OUTDOOR BOA PTY PAYMENT		453.75		286,767.27 DR
30/04/2021	ANZ INTERNET BANKING FUNDS TFER TRANSFER 261597 TO 014669107917679			341.86	286,425.41 DR
30/04/2021	CREDIT INTEREST PAID		11.99		286,437.40 DR
03/05/2021	ANZ INTERNET BANKING TRANSFER		80.00		286,517.40 DR

# Histar Superannuation Fund

## General Ledger

As at 30 June 2021

Transaction Date	Description	Units	Debit	Credit	Balance \$
	RENT SUNSHINE EMPLOYM				
03/05/2021	ANZ INTERNET BANKING TRANSFER RENT SUNSHINE EMPLOYM		120.00		286,637.40 DR
03/05/2021	ANZ INTERNET BANKING TRANSFER RENT SUNSHINE EMPLOYM		120.00		286,757.40 DR
03/05/2021	ANZ INTERNET BANKING TRANSFER RENT SUNSHINE EMPLOYM		130.00		286,887.40 DR
03/05/2021	ANZ INTERNET BANKING TRANSFER RENT SUNSHINE EMPLOYM		130.00		287,017.40 DR
09/05/2021	ANZ INTERNET BANKING TRANSFER RENT SUNSHINE EMPLOYM		120.00		287,137.40 DR
09/05/2021	ANZ INTERNET BANKING TRANSFER RENT SUNSHINE EMPLOYM		120.00		287,257.40 DR
09/05/2021	ANZ INTERNET BANKING TRANSFER RENT SUNSHINE EMPLOYM		130.00		287,387.40 DR
09/05/2021	ANZ INTERNET BANKING TRANSFER RENT SUNSHINE EMPLOYM		130.00		287,517.40 DR
16/05/2021	ANZ INTERNET BANKING TRANSFER RENT SUNSHINE EMPLOYM		120.00		287,637.40 DR
16/05/2021	ANZ INTERNET BANKING TRANSFER RENT SUNSHINE EMPLOYM		120.00		287,757.40 DR
16/05/2021	ANZ INTERNET BANKING TRANSFER RENT SUNSHINE EMPLOYM		130.00		287,887.40 DR
16/05/2021	ANZ INTERNET BANKING TRANSFER RENT SUNSHINE EMPLOYM		130.00		288,017.40 DR
17/05/2021	ANZ INTERNET BANKING TRANSFER RENT PAYMENT CPMS		1,851.94		289,869.34 DR
17/05/2021	ANZ INTERNET BANKING TRANSFER RENT PAYMENT CPMS		3,042.16		292,911.50 DR
22/05/2021	ANZ INTERNET BANKING TRANSFER RENT SUNSHINE EMPLOYM		120.00		293,031.50 DR
22/05/2021	ANZ INTERNET BANKING TRANSFER RENT SUNSHINE EMPLOYM		120.00		293,151.50 DR
22/05/2021	ANZ INTERNET BANKING TRANSFER RENT SUNSHINE EMPLOYM		130.00		293,281.50 DR
22/05/2021	ANZ INTERNET BANKING TRANSFER RENT SUNSHINE EMPLOYM		130.00		293,411.50 DR
30/05/2021	ANZ INTERNET BANKING TRANSFER RENT SUNSHINE EMPLOYM		120.00		293,531.50 DR
30/05/2021	ANZ INTERNET BANKING TRANSFER RENT SUNSHINE EMPLOYM		120.00		293,651.50 DR
30/05/2021	ANZ INTERNET BANKING TRANSFER RENT SUNSHINE EMPLOYM		130.00		293,781.50 DR
30/05/2021	ANZ INTERNET BANKING TRANSFER RENT SUNSHINE EMPLOYM		130.00		293,911.50 DR
31/05/2021	ANZ INTERNET BANKING FUNDS TFER TRANSFER 752640 TO 014669107917679			328.19	293,583.31 DR
31/05/2021	CREDIT INTEREST PAID		12.31		293,595.62 DR
01/06/2021	ANZ INTERNET BANKING TRANSFER RENT PAYMENT CPMS		224.33		293,819.95 DR
01/06/2021	ANZ INTERNET BANKING TRANSFER RENT PAYMENT CPMS		501.39		294,321.34 DR
01/06/2021	ANZ INTERNET BANKING TRANSFER RENT PAYMENT CPMS		890.87		295,212.21 DR
06/06/2021	ANZ INTERNET BANKING TRANSFER RENT SUNSHINE EMPLOYM		120.00		295,332.21 DR
06/06/2021	ANZ INTERNET BANKING TRANSFER RENT SUNSHINE EMPLOYM		120.00		295,452.21 DR
06/06/2021	ANZ INTERNET BANKING TRANSFER RENT SUNSHINE EMPLOYM		130.00		295,582.21 DR
06/06/2021	ANZ INTERNET BANKING TRANSFER RENT SUNSHINE EMPLOYM		130.00		295,712.21 DR
11/06/2021	ANZ INTERNET BANKING FUNDS TFER TRANSFER 280343 FROM 499172644 Pickers Rent		4,862.00		300,574.21 DR
13/06/2021	ANZ INTERNET BANKING TRANSFER RENT SUNSHINE EMPLOYM		120.00		300,694.21 DR
13/06/2021	ANZ INTERNET BANKING TRANSFER		120.00		300,814.21 DR

# Histar Superannuation Fund

## General Ledger

As at 30 June 2021

Transaction Date	Description	Units	Debit	Credit	Balance \$
	RENT SUNSHINE EMPLOYM				
13/06/2021	ANZ INTERNET BANKING TRANSFER		130.00		300,944.21 DR
	RENT SUNSHINE EMPLOYM				
13/06/2021	ANZ INTERNET BANKING TRANSFER		130.00		301,074.21 DR
	RENT SUNSHINE EMPLOYM				
13/06/2021	ANZ INTERNET BANKING FUNDS TFER TRANSFER 845090 FROM 499172644 Pickers Rent		3,289.00		304,363.21 DR
13/06/2021	ANZ INTERNET BANKING FUNDS TFER TRANSFER 845399 FROM 499172644 Pickers Rent		4,862.00		309,225.21 DR
13/06/2021	ANZ INTERNET BANKING FUNDS TFER TRANSFER 845267 FROM 499172644 Pickers Rent		4,862.00		314,087.21 DR
15/06/2021	ANZ INTERNET BANKING TRANSFER RENT PAYMENT CPMS		400.33		314,487.54 DR
15/06/2021	ANZ INTERNET BANKING TRANSFER RENT PAYMENT CPMS		501.39		314,988.93 DR
20/06/2021	ANZ INTERNET BANKING TRANSFER RENT SUNSHINE EMPLOYM		120.00		315,108.93 DR
20/06/2021	ANZ INTERNET BANKING TRANSFER RENT SUNSHINE EMPLOYM		120.00		315,228.93 DR
20/06/2021	ANZ INTERNET BANKING TRANSFER RENT SUNSHINE EMPLOYM		130.00		315,358.93 DR
20/06/2021	ANZ INTERNET BANKING TRANSFER RENT SUNSHINE EMPLOYM		130.00		315,488.93 DR
25/06/2021	ANZ INTERNET BANKING FUNDS TFER TRANSFER 660715 FROM 499172644		25,000.00		340,488.93 DR
25/06/2021	ANZ INTERNET BANKING FUNDS TFER TRANSFER 658367 FROM 499172644		100,647.00		441,135.93 DR
27/06/2021	ANZ INTERNET BANKING TRANSFER RENT SUNSHINE EMPLOYM		120.00		441,255.93 DR
27/06/2021	ANZ INTERNET BANKING TRANSFER RENT SUNSHINE EMPLOYM		120.00		441,375.93 DR
27/06/2021	ANZ INTERNET BANKING TRANSFER RENT SUNSHINE EMPLOYM		130.00		441,505.93 DR
27/06/2021	ANZ INTERNET BANKING TRANSFER RENT SUNSHINE EMPLOYM		130.00		441,635.93 DR
27/06/2021	ANZ INTERNET BANKING TRANSFER RENT SUNSHINE EMPLOYM		130.00		441,765.93 DR
27/06/2021	ANZ INTERNET BANKING TRANSFER RENT SUNSHINE EMPLOYM		130.00		441,895.93 DR
30/06/2021	ANZ INTERNET BANKING FUNDS TFER TRANSFER 158952 FROM 499172644 Picker Rent		2,795.00		444,690.93 DR
30/06/2021	TRANSFER FROM BISHOPP OUTDOOR BOA PTY PAYMENT		3,728.76		448,419.69 DR
30/06/2021	CREDIT INTEREST PAID		13.48		448,433.17 DR
			<b>207,529.27</b>	<b>53,498.54</b>	<b>448,433.17 DR</b>

### Rent Receivable (67000)

#### 6 Lynch St (HIS00016L)

01/07/2020	Opening Balance				623.77 DR
01/07/2020	ANZ INTERNET BANKING TRANSFER RENT PAYMENT CPMS 6 Lynch Street			623.77	0.00 DR
				<b>623.77</b>	<b>0.00 DR</b>

#### 30 Margaret Street (HIS0006)

01/07/2020	Opening Balance				636.74 DR
30/06/2021	REVERSING RENT RECEIVABLE INCORRECTLY DONE IN 2020			636.74	0.00 DR
				<b>636.74</b>	<b>0.00 DR</b>

### Plant and Equipment (at written down value) - Unitised (76550)



# Histar Superannuation Fund

## General Ledger

As at 30 June 2021

Transaction Date	Description	Units	Debit	Credit	Balance \$
<u>Amenities Block - 2/3 (HIST0001_AMENITIESBL)</u>					
01/07/2020	Opening Balance	1.00			4,585.64 DR
30/06/2021	Depreciation for the period {2021}			158.13	4,427.51 DR
30/06/2021	Revaluation - 30/06/2020 @ \$4,585.640000 (Exit) - 1.000000 Units on hand		158.13		4,585.64 DR
30/06/2021	Revaluation - 30/06/2021 @ \$4,427.510000 (Net Asset Value) - 1.000000 Units on hand			158.13	4,427.51 DR
		<b>1.00</b>	<b>158.13</b>	<b>316.26</b>	<b>4,427.51 DR</b>
<u>Bathroom Renovation - Bart Rd (HIST0001_BATHROOMREN)</u>					
01/07/2020	Opening Balance	1.00			3,053.34 DR
30/06/2021	Depreciation for the period {2021}			90.37	2,962.97 DR
30/06/2021	Revaluation - 30/06/2020 @ \$3,053.340000 (Exit) - 1.000000 Units on hand		90.37		3,053.34 DR
30/06/2021	Revaluation - 30/06/2021 @ \$2,962.970000 (Net Asset Value) - 1.000000 Units on hand			90.37	2,962.97 DR
		<b>1.00</b>	<b>90.37</b>	<b>180.74</b>	<b>2,962.97 DR</b>
<u>Capital Repairs - 30 Margaret (HIST0001_CAPITALREPA)</u>					
01/07/2020	Opening Balance	1.00			830.16 DR
30/06/2021	Depreciation for the period {2021}			26.78	803.38 DR
30/06/2021	Revaluation - 30/06/2020 @ \$830.160000 (Exit) - 1.000000 Units on hand		26.78		830.16 DR
30/06/2021	Revaluation - 30/06/2021 @ \$803.380000 (Net Asset Value) - 1.000000 Units on hand			26.78	803.38 DR
		<b>1.00</b>	<b>26.78</b>	<b>53.56</b>	<b>803.38 DR</b>
<u>Carport - 8 Lynch St (HIST0001_CARPORT-8LY)</u>					
01/07/2020	Opening Balance	1.00			2,578.96 DR
30/06/2021	Depreciation for the period {2021}			74.16	2,504.80 DR
30/06/2021	Revaluation - 30/06/2020 @ \$2,578.960000 (Exit) - 1.000000 Units on hand		74.16		2,578.96 DR
30/06/2021	Revaluation - 30/06/2021 @ \$2,504.800000 (Net Asset Value) - 1.000000 Units on hand			74.16	2,504.80 DR
		<b>1.00</b>	<b>74.16</b>	<b>148.32</b>	<b>2,504.80 DR</b>
<u>Cold Room - 2/3 (HIST0001_COLDROOM-2)</u>					
01/07/2020	Opening Balance	1.00			5,320.97 DR
30/06/2021	Depreciation for the period {2021}			598.61	4,722.36 DR
30/06/2021	Revaluation - 30/06/2020 @ \$5,320.970000 (Exit) - 1.000000 Units on hand		598.61		5,320.97 DR
30/06/2021	Revaluation - 30/06/2021 @ \$4,722.360000 (Net Asset Value) - 1.000000 Units on hand			598.61	4,722.36 DR
		<b>1.00</b>	<b>598.61</b>	<b>1,197.22</b>	<b>4,722.36 DR</b>
<u>Curtains - 30 Margaret (HIST0001_CURTAINS-30)</u>					
01/07/2020	Opening Balance	1.00			0.00 DR
		<b>1.00</b>			<b>0.00 DR</b>
<u>Fans - 30 Margaret (HIST0001_FANS-30MARG)</u>					
01/07/2020	Opening Balance	1.00			39.21 DR
30/06/2021	Depreciation for the period {2021}			14.70	24.51 DR

# Histar Superannuation Fund

## General Ledger

As at 30 June 2021

Transaction Date	Description	Units	Debit	Credit	Balance \$
30/06/2021	Revaluation - 30/06/2020 @ \$39.210000 (Exit) - 1.000000 Units on hand		14.70		39.21 DR
30/06/2021	Revaluation - 30/06/2021 @ \$24.510000 (Net Asset Value) - 1.000000 Units on hand			14.70	24.51 DR
		<b>1.00</b>	<b>14.70</b>	<b>29.40</b>	<b>24.51 DR</b>
<u>Flooring - Bart Rd (HIST0001_FLOORING-BA)</u>					
01/07/2020	Opening Balance	1.00			745.20 DR
30/06/2021	Depreciation for the period {2021}			149.04	596.16 DR
30/06/2021	Revaluation - 30/06/2020 @ \$745.200000 (Exit) - 1.000000 Units on hand		149.04		745.20 DR
30/06/2021	Revaluation - 30/06/2021 @ \$596.160000 (Net Asset Value) - 1.000000 Units on hand			149.04	596.16 DR
		<b>1.00</b>	<b>149.04</b>	<b>298.08</b>	<b>596.16 DR</b>
<u>Flooring for Accommodation (HIST0001_FLOORINGFOR)</u>					
01/07/2020	Opening Balance	1.00			233.41 DR
30/06/2021	Depreciation for the period {2021}			87.53	145.88 DR
30/06/2021	Revaluation - 30/06/2020 @ \$233.410000 (Exit) - 1.000000 Units on hand		87.53		233.41 DR
30/06/2021	Revaluation - 30/06/2021 @ \$145.880000 (Net Asset Value) - 1.000000 Units on hand			87.53	145.88 DR
		<b>1.00</b>	<b>87.53</b>	<b>175.06</b>	<b>145.88 DR</b>
<u>Gravel - 2/3 (HIST0001_GRAVEL-2/3)</u>					
01/07/2020	Opening Balance	1.00			1,592.84 DR
30/06/2021	Depreciation for the period {2021}			54.93	1,537.91 DR
30/06/2021	Revaluation - 30/06/2020 @ \$1,592.840000 (Exit) - 1.000000 Units on hand		54.93		1,592.84 DR
30/06/2021	Revaluation - 30/06/2021 @ \$1,537.910000 (Net Asset Value) - 1.000000 Units on hand			54.93	1,537.91 DR
		<b>1.00</b>	<b>54.93</b>	<b>109.86</b>	<b>1,537.91 DR</b>
<u>Improvements - 8 Lynch St. Elimbah (HIST0001_IMPROVEMENT)</u>					
01/07/2020	Opening Balance	1.00			1,214.75 DR
30/06/2021	Depreciation for the period {2021}			46.75	1,168.00 DR
30/06/2021	Revaluation - 30/06/2020 @ \$1,214.750000 (Exit) - 1.000000 Units on hand		46.75		1,214.75 DR
30/06/2021	Revaluation - 30/06/2021 @ \$1,168.000000 (Net Asset Value) - 1.000000 Units on hand			46.75	1,168.00 DR
		<b>1.00</b>	<b>46.75</b>	<b>93.50</b>	<b>1,168.00 DR</b>
<u>Oven &amp; Cooktop - Lynch St (HIST0001_OVEN&amp;COOKTO)</u>					
01/07/2020	Opening Balance	1.00			238.26 DR
30/06/2021	Depreciation for the period {2021}			89.35	148.91 DR
30/06/2021	Revaluation - 30/06/2020 @ \$238.260000 (Exit) - 1.000000 Units on hand		89.35		238.26 DR
30/06/2021	Revaluation - 30/06/2021 @ \$148.910000 (Net Asset Value) - 1.000000 Units on hand			89.35	148.91 DR
		<b>1.00</b>	<b>89.35</b>	<b>178.70</b>	<b>148.91 DR</b>
<u>Shed (2) - 2/3 (HIST0001_SHED(2)-2/3)</u>					
01/07/2020	Opening Balance	1.00			8,310.62 DR

# Histar Superannuation Fund

## General Ledger

As at 30 June 2021

Transaction Date	Description	Units	Debit	Credit	Balance \$
30/06/2021	Depreciation for the period {2021}			286.58	8,024.04 DR
30/06/2021	Revaluation - 30/06/2020 @ \$8,310.620000 (Exit) - 1.000000 Units on hand		286.58		8,310.62 DR
30/06/2021	Revaluation - 30/06/2021 @ \$8,024.040000 (Net Asset Value) - 1.000000 Units on hand			286.58	8,024.04 DR
		<b>1.00</b>	<b>286.58</b>	<b>573.16</b>	<b>8,024.04 DR</b>
<u>Shed - 2/3 (HIST0001_SHED-2/3)</u>					
01/07/2020	Opening Balance	1.00			11,417.30 DR
30/06/2021	Depreciation for the period {2021}			393.70	11,023.60 DR
30/06/2021	Revaluation - 30/06/2020 @ \$11,417.300000 (Exit) - 1.000000 Units on hand		393.70		11,417.30 DR
30/06/2021	Revaluation - 30/06/2021 @ \$11,023.600000 (Net Asset Value) - 1.000000 Units on hand			393.70	11,023.60 DR
		<b>1.00</b>	<b>393.70</b>	<b>787.40</b>	<b>11,023.60 DR</b>
<u>Stove (Bart Rd) (HIST0001_STOVE(BARTR))</u>					
01/07/2020	Opening Balance	1.00			12.32 DR
30/06/2021	Depreciation for the period {2021}			4.62	7.70 DR
30/06/2021	Revaluation - 30/06/2020 @ \$12.320000 (Exit) - 1.000000 Units on hand		4.62		12.32 DR
30/06/2021	Revaluation - 30/06/2021 @ \$7.700000 (Net Asset Value) - 1.000000 Units on hand			4.62	7.70 DR
		<b>1.00</b>	<b>4.62</b>	<b>9.24</b>	<b>7.70 DR</b>
<b>Real Estate Properties ( Australian - Residential) (77200)</b>					
<u>8 Lynch St, Elimbah (HIS0001)</u>					
01/07/2020	Opening Balance	1.00			418,468.03 DR
		<b>1.00</b>			<b>418,468.03 DR</b>
<u>235 Bartholemew Rd (HIS0005)</u>					
01/07/2020	Opening Balance	1.00			1,418,631.85 DR
		<b>1.00</b>			<b>1,418,631.85 DR</b>
<u>30 Margaret Street (HIS0006)</u>					
01/07/2020	Opening Balance	1.00			339,130.63 DR
		<b>1.00</b>			<b>339,130.63 DR</b>
<u>6 Lynch Street (HIS0007)</u>					
01/07/2020	Opening Balance	1.00			397,500.00 DR
03/03/2021	ANZ INTERNET BANKING FUNDS TFER TRANSFER 576637 TO 0146691079176796 Lynch Street capital repairs - bathroom renovation - paid to Jay Price	0.00	3,000.00		400,500.00 DR
17/03/2021	ANZ INTERNET BANKING FUNDS TFER TRANSFER 383136 TO 014669107917679 - 6 Lynch Street capital repairs to bathroom - paid to Jay Price (not registered for GST)	0.00	3,000.00		403,500.00 DR
30/06/2021	Revaluation - 30/06/2020 @ \$397,500.000000 (Exit) - 1.000000 Units on hand			6,000.00	397,500.00 DR
		<b>1.00</b>	<b>6,000.00</b>	<b>6,000.00</b>	<b>397,500.00 DR</b>
<b>GST Payable/Refundable (84000)</b>					
<u>GST Payable/Refundable (84000)</u>					

## Histar Superannuation Fund

# General Ledger

As at 30 June 2021

Transaction Date	Description	Units	Debit	Credit	Balance \$
01/07/2020	Opening Balance				16,392.73 CR
01/07/2020	ANZ INTERNET BANKING FUNDS TFER TRANSFER 417405 FROM 499172644 Picker Rent			50.00	16,442.73 CR
05/07/2020	ANZ INTERNET BANKING TRANSFER RENT SUNSHINE EMPLOYM			10.00	16,452.73 CR
05/07/2020	ANZ INTERNET BANKING TRANSFER RENT SUNSHINE EMPLOYM			10.00	16,462.73 CR
05/07/2020	ANZ INTERNET BANKING TRANSFER RENT SUNSHINE EMPLOYM			10.00	16,472.73 CR
05/07/2020	ANZ INTERNET BANKING TRANSFER RENT SUNSHINE EMPLOYM			9.09	16,481.82 CR
05/07/2020	ANZ INTERNET BANKING TRANSFER RENT SUNSHINE EMPLOYM			10.00	16,491.82 CR
05/07/2020	ANZ INTERNET BANKING TRANSFER RENT SUNSHINE EMPLOYM			10.00	16,501.82 CR
05/07/2020	ANZ INTERNET BANKING TRANSFER WAGES SUNSHINE EMPLOYM			10.00	16,511.82 CR
05/07/2020	ANZ INTERNET BANKING TRANSFER WAGES SUNSHINE EMPLOYM			10.00	16,521.82 CR
12/07/2020	ANZ INTERNET BANKING TRANSFER RENT SUNSHINE EMPLOYM			10.00	16,531.82 CR
12/07/2020	ANZ INTERNET BANKING TRANSFER RENT SUNSHINE EMPLOYM			5.45	16,537.27 CR
12/07/2020	ANZ INTERNET BANKING TRANSFER RENT SUNSHINE EMPLOYM			10.00	16,547.27 CR
12/07/2020	ANZ INTERNET BANKING TRANSFER RENT SUNSHINE EMPLOYM			10.00	16,557.27 CR
12/07/2020	ANZ INTERNET BANKING TRANSFER RENT SUNSHINE EMPLOYM			10.00	16,567.27 CR
12/07/2020	ANZ INTERNET BANKING TRANSFER WAGES SUNSHINE EMPLOYM			10.00	16,577.27 CR
12/07/2020	ANZ INTERNET BANKING TRANSFER WAGES SUNSHINE EMPLOYM			10.00	16,587.27 CR
18/07/2020	ANZ INTERNET BANKING FUNDS TFER TRANSFER 617126 FROM 499172644 Picker Rent			60.00	16,647.27 CR
18/07/2020	ANZ INTERNET BANKING FUNDS TFER TRANSFER 616811 FROM 499172644 Picker Rent			60.00	16,707.27 CR
19/07/2020	ANZ INTERNET BANKING TRANSFER RENT SUNSHINE EMPLOYM			10.00	16,717.27 CR
19/07/2020	ANZ INTERNET BANKING TRANSFER RENT SUNSHINE EMPLOYM			10.00	16,727.27 CR
19/07/2020	ANZ INTERNET BANKING TRANSFER RENT SUNSHINE EMPLOYM			10.00	16,737.27 CR
19/07/2020	ANZ INTERNET BANKING TRANSFER RENT SUNSHINE EMPLOYM			11.82	16,749.09 CR
19/07/2020	ANZ INTERNET BANKING TRANSFER WAGES SUNSHINE EMPLOYM			10.00	16,759.09 CR
19/07/2020	ANZ INTERNET BANKING TRANSFER WAGES SUNSHINE EMPLOYM			10.00	16,769.09 CR
23/07/2020	ANZ INTERNET BANKING FUNDS TFER TRANSFER 338278 FROM 499172644 Picker Rent			60.00	16,829.09 CR
26/07/2020	ANZ INTERNET BANKING TRANSFER RENT SUNSHINE EMPLOYM			10.00	16,839.09 CR
26/07/2020	ANZ INTERNET BANKING TRANSFER RENT SUNSHINE EMPLOYM			10.00	16,849.09 CR
26/07/2020	ANZ INTERNET BANKING TRANSFER RENT SUNSHINE EMPLOYM			3.64	16,852.73 CR
26/07/2020	ANZ INTERNET BANKING TRANSFER RENT SUNSHINE EMPLOYM			10.00	16,862.73 CR
26/07/2020	ANZ INTERNET BANKING TRANSFER WAGES SUNSHINE EMPLOYM			10.00	16,872.73 CR

## Histar Superannuation Fund

# General Ledger

As at 30 June 2021

Transaction Date	Description	Units	Debit	Credit	Balance \$
26/07/2020	ANZ INTERNET BANKING TRANSFER WAGES SUNSHINE EMPLOYM			10.00	16,882.73 CR
30/07/2020	ANZ INTERNET BANKING FUNDS TFER TRANSFER 967550 FROM 499172644 Picker Rent			70.00	16,952.73 CR
31/07/2020	TRANSFER FROM BISHOPP OUTDOOR BOA PTY PAYMENT Sign Rent			41.25	16,993.98 CR
31/07/2020	TRANSFER FROM BISHOPP OUTDOOR BOA PTY PAYMENT Sign Rent			41.25	17,035.23 CR
31/07/2020	July 2020 - Mystar's share of 235 Bartholomew Road and Signage Income transferred from Income to Mystar's Loan Account		214.17		16,821.06 CR
02/08/2020	ANZ INTERNET BANKING TRANSFER RENT SUNSHINE EMPLOYM			10.00	16,831.06 CR
02/08/2020	ANZ INTERNET BANKING TRANSFER RENT SUNSHINE EMPLOYM			5.44	16,836.50 CR
02/08/2020	ANZ INTERNET BANKING TRANSFER RENT SUNSHINE EMPLOYM			10.00	16,846.50 CR
02/08/2020	ANZ INTERNET BANKING TRANSFER RENT SUNSHINE EMPLOYM			10.00	16,856.50 CR
02/08/2020	ANZ INTERNET BANKING TRANSFER RENT SUNSHINE EMPLOYM			10.00	16,866.50 CR
02/08/2020	ANZ INTERNET BANKING TRANSFER WAGES SUNSHINE EMPLOYM			11.82	16,878.32 CR
02/08/2020	ANZ INTERNET BANKING TRANSFER WAGES SUNSHINE EMPLOYM			10.00	16,888.32 CR
06/08/2020	TRANSFER FROM GERMAN PISTAN RENT			8.64	16,896.96 CR
06/08/2020	TRANSFER FROM CAMILA INES BARA RENT			8.64	16,905.60 CR
07/08/2020	ANZ INTERNET BANKING FUNDS TFER TRANSFER 763578 FROM 499172644 Picker Rent			80.00	16,985.60 CR
09/08/2020	ANZ INTERNET BANKING TRANSFER RENT SUNSHINE EMPLOYM			10.00	16,995.60 CR
09/08/2020	ANZ INTERNET BANKING TRANSFER RENT SUNSHINE EMPLOYM			10.00	17,005.60 CR
09/08/2020	ANZ INTERNET BANKING TRANSFER RENT SUNSHINE EMPLOYM			10.00	17,015.60 CR
09/08/2020	ANZ INTERNET BANKING TRANSFER RENT SUNSHINE EMPLOYM			10.00	17,025.60 CR
09/08/2020	ANZ INTERNET BANKING TRANSFER WAGES SUNSHINE EMPLOYM			19.09	17,044.69 CR
13/08/2020	ANZ INTERNET BANKING FUNDS TFER TRANSFER 876495 FROM 499172644 Pickers Rent			70.00	17,114.69 CR
16/08/2020	ANZ INTERNET BANKING TRANSFER RENT SUNSHINE EMPLOYM			10.00	17,124.69 CR
16/08/2020	ANZ INTERNET BANKING TRANSFER RENT SUNSHINE EMPLOYM			10.00	17,134.69 CR
16/08/2020	ANZ INTERNET BANKING TRANSFER RENT SUNSHINE EMPLOYM			10.00	17,144.69 CR
16/08/2020	ANZ INTERNET BANKING TRANSFER RENT SUNSHINE EMPLOYM			10.00	17,154.69 CR
20/08/2020	ANZ INTERNET BANKING FUNDS TFER TRANSFER 587137 FROM 499172644 Pickers Rent			71.82	17,226.51 CR
23/08/2020	ANZ INTERNET BANKING TRANSFER RENT SUNSHINE EMPLOYM			10.00	17,236.51 CR
23/08/2020	ANZ INTERNET BANKING TRANSFER RENT SUNSHINE EMPLOYM			10.00	17,246.51 CR
23/08/2020	ANZ INTERNET BANKING TRANSFER RENT SUNSHINE EMPLOYM			10.00	17,256.51 CR
28/08/2020	ANZ INTERNET BANKING FUNDS TFER			83.64	17,340.15 CR

## Histar Superannuation Fund

# General Ledger

As at 30 June 2021

Transaction Date	Description	Units	Debit	Credit	Balance \$
	TRANSFER 941028 FROM 499172644 Pickers Rent				
30/08/2020	ANZ INTERNET BANKING TRANSFER RENT SUNSHINE EMPLOYM			10.00	17,350.15 CR
30/08/2020	ANZ INTERNET BANKING TRANSFER RENT SUNSHINE EMPLOYM			10.00	17,360.15 CR
30/08/2020	ANZ INTERNET BANKING TRANSFER RENT SUNSHINE EMPLOYM			10.00	17,370.15 CR
30/08/2020	ANZ INTERNET BANKING TRANSFER RENT SUNSHINE EMPLOYM			10.00	17,380.15 CR
30/08/2020	ANZ INTERNET BANKING TRANSFER RENT SUNSHINE EMPLOYM			10.00	17,390.15 CR
30/08/2020	ANZ INTERNET BANKING TRANSFER ENT 0 SUNSHINE EMPLOYM			9.09	17,399.24 CR
31/08/2020	Description: August 2020 - Mystar's share of 235 Bartholomew Road Income transferred from Income to Mystar's Loan Account		192.72		17,206.52 CR
03/09/2020	ANZ INTERNET BANKING FUNDS TFER TRANSFER 525748 FROM 499172644 Pickers Rent			81.82	17,288.34 CR
06/09/2020	ANZ INTERNET BANKING TRANSFER RENT SUNSHINE EMPLOYM			10.00	17,298.34 CR
06/09/2020	ANZ INTERNET BANKING TRANSFER RENT SUNSHINE EMPLOYM			10.00	17,308.34 CR
06/09/2020	ANZ INTERNET BANKING TRANSFER RENT SUNSHINE EMPLOYM			10.00	17,318.34 CR
06/09/2020	ANZ INTERNET BANKING TRANSFER RENT SUNSHINE EMPLOYM			10.00	17,328.34 CR
06/09/2020	ANZ INTERNET BANKING TRANSFER RENT SUNSHINE EMPLOYM			9.09	17,337.43 CR
13/09/2020	ANZ INTERNET BANKING TRANSFER RENT SUNSHINE EMPLOYM			10.00	17,347.43 CR
13/09/2020	ANZ INTERNET BANKING TRANSFER RENT SUNSHINE EMPLOYM			10.00	17,357.43 CR
13/09/2020	ANZ INTERNET BANKING TRANSFER RENT SUNSHINE EMPLOYM			10.00	17,367.43 CR
13/09/2020	ANZ INTERNET BANKING TRANSFER RENT SUNSHINE EMPLOYM			10.00	17,377.43 CR
13/09/2020	ANZ INTERNET BANKING TRANSFER RENT SUNSHINE EMPLOYM			10.00	17,387.43 CR
13/09/2020	ANZ INTERNET BANKING TRANSFER RENT SUNSHINE EMPLOYM			7.27	17,394.70 CR
13/09/2020	ANZ INTERNET BANKING TRANSFER RENT SUNSHINE EMPLOYM			10.00	17,404.70 CR
20/09/2020	ANZ INTERNET BANKING TRANSFER RENT SUNSHINE EMPLOYM			10.00	17,414.70 CR
20/09/2020	ANZ INTERNET BANKING TRANSFER RENT SUNSHINE EMPLOYM			9.09	17,423.79 CR
20/09/2020	ANZ INTERNET BANKING TRANSFER RENT SUNSHINE EMPLOYM			10.00	17,433.79 CR
20/09/2020	ANZ INTERNET BANKING TRANSFER RENT SUNSHINE EMPLOYM			10.00	17,443.79 CR
20/09/2020	ANZ INTERNET BANKING TRANSFER RENT SUNSHINE EMPLOYM			10.00	17,453.79 CR
20/09/2020	ANZ INTERNET BANKING TRANSFER RENT SUNSHINE EMPLOYM			10.00	17,463.79 CR
20/09/2020	ANZ INTERNET BANKING TRANSFER RENT SUNSHINE EMPLOYM			10.00	17,473.79 CR
20/09/2020	ANZ INTERNET BANKING TRANSFER RENT SUNSHINE EMPLOYM			10.00	17,483.79 CR
27/09/2020	ANZ INTERNET BANKING TRANSFER RENT SUNSHINE EMPLOYM			10.00	17,493.79 CR
27/09/2020	ANZ INTERNET BANKING TRANSFER RENT SUNSHINE EMPLOYM			10.00	17,503.79 CR
27/09/2020	ANZ INTERNET BANKING TRANSFER RENT SUNSHINE EMPLOYM			9.09	17,512.88 CR
27/09/2020	ANZ INTERNET BANKING TRANSFER			10.00	17,522.88 CR

## Histar Superannuation Fund

# General Ledger

As at 30 June 2021

Transaction Date	Description	Units	Debit	Credit	Balance \$
	RENT SUNSHINE EMPLOYM				
27/09/2020	ANZ INTERNET BANKING TRANSFER			10.00	17,532.88 CR
	RENT SUNSHINE EMPLOYM				
27/09/2020	ANZ INTERNET BANKING TRANSFER			10.00	17,542.88 CR
	RENT SUNSHINE EMPLOYM				
30/09/2020	TRANSFER FROM BISHOPP OUTDOOR BOA PTY PAYMENT Sign Rent			146.67	17,689.55 CR
30/09/2020	Description: September 2020 - Myster's share of 235 Bartholomew Road and Signage Income transferred from Income to Myster's Loan Account		161.01		17,528.54 CR
04/10/2020	ANZ INTERNET BANKING TRANSFER			10.00	17,538.54 CR
	RENT SUNSHINE EMPLOYM				
04/10/2020	ANZ INTERNET BANKING TRANSFER			10.00	17,548.54 CR
	RENT SUNSHINE EMPLOYM				
04/10/2020	ANZ INTERNET BANKING TRANSFER			10.00	17,558.54 CR
	RENT SUNSHINE EMPLOYM				
04/10/2020	ANZ INTERNET BANKING TRANSFER			10.00	17,568.54 CR
	RENT SUNSHINE EMPLOYM				
04/10/2020	ANZ INTERNET BANKING TRANSFER			9.09	17,577.63 CR
	RENT SUNSHINE EMPLOYM				
11/10/2020	ANZ INTERNET BANKING TRANSFER			10.00	17,587.63 CR
	RENT SUNSHINE EMPLOYM				
11/10/2020	ANZ INTERNET BANKING TRANSFER			10.00	17,597.63 CR
	RENT SUNSHINE EMPLOYM				
11/10/2020	ANZ INTERNET BANKING TRANSFER			10.00	17,607.63 CR
	RENT SUNSHINE EMPLOYM				
11/10/2020	ANZ INTERNET BANKING TRANSFER			10.00	17,617.63 CR
	RENT SUNSHINE EMPLOYM				
11/10/2020	ANZ INTERNET BANKING TRANSFER			10.00	17,627.63 CR
	RENT SUNSHINE EMPLOYM				
18/10/2020	ANZ INTERNET BANKING TRANSFER			10.00	17,637.63 CR
	RENT SUNSHINE EMPLOYM				
18/10/2020	ANZ INTERNET BANKING TRANSFER			10.00	17,647.63 CR
	RENT SUNSHINE EMPLOYM				
18/10/2020	ANZ INTERNET BANKING TRANSFER			10.00	17,657.63 CR
	RENT SUNSHINE EMPLOYM				
18/10/2020	ANZ INTERNET BANKING TRANSFER			10.00	17,667.63 CR
	RENT SUNSHINE EMPLOYM				
18/10/2020	ANZ INTERNET BANKING TRANSFER			32.94	17,700.57 CR
	RENT SUNSHINE EMPLOYM				
26/10/2020	ANZ INTERNET BANKING TRANSFER			15.45	17,716.02 CR
	RENT SUNSHINE EMPLOYM				
26/10/2020	ANZ INTERNET BANKING TRANSFER			15.45	17,731.47 CR
	RENT SUNSHINE EMPLOYM				
26/10/2020	ANZ INTERNET BANKING TRANSFER			3.64	17,735.11 CR
	RENT SUNSHINE EMPLOYM				
02/11/2020	TRANSFER FROM BISHOPP OUTDOOR BOA PTY PAYMENT Rent - Sign			41.25	17,776.36 CR
22/11/2020	ANZ INTERNET BANKING TRANSFER			10.00	17,786.36 CR
	RENT SUNSHINE EMPLOYM				
22/11/2020	ANZ INTERNET BANKING TRANSFER			10.00	17,796.36 CR
	RENT SUNSHINE EMPLOYM				
22/11/2020	ANZ INTERNET BANKING TRANSFER			10.00	17,806.36 CR
	RENT SUNSHINE EMPLOYM				
22/11/2020	ANZ INTERNET BANKING TRANSFER			10.00	17,816.36 CR
	RENT SUNSHINE EMPLOYM				
29/11/2020	ANZ INTERNET BANKING TRANSFER			10.00	17,826.36 CR
	RENT SUNSHINE EMPLOYM				
29/11/2020	ANZ INTERNET BANKING TRANSFER			10.00	17,836.36 CR
	RENT SUNSHINE EMPLOYM				
29/11/2020	ANZ INTERNET BANKING TRANSFER			7.27	17,843.63 CR
	RENT SUNSHINE EMPLOYM				
29/11/2020	ANZ INTERNET BANKING TRANSFER			10.00	17,853.63 CR
	RENT SUNSHINE EMPLOYM				
30/11/2020	October and November 2020 - Myster's share of 235 Bartholomew Road and Signage Income transferred from		108.37		17,745.26 CR

## Histar Superannuation Fund

# General Ledger

As at 30 June 2021

Transaction Date	Description	Units	Debit	Credit	Balance \$
	Income to Myster's Loan Account				
14/12/2020	TRANSFER FROM BISHOPP OUTDOOR BOA PTY PAYMENT Sign Rent			333.31	18,078.57 CR
30/12/2020	December 2020 - Myster's share of Signage Income transferred from Income to Myster's Loan Account		111.13		17,967.44 CR
29/01/2021	TRANSFER FROM BISHOPP OUTDOOR BOA PTY PAYMENT			41.25	18,008.69 CR
31/01/2021	January 2021 - Myster's share of Signage Income transferred from Income to Myster's Loan Account		13.75		17,994.94 CR
21/03/2021	ANZ INTERNET BANKING TRANSFER RENT SUNSHINE EMPLOYM			10.91	18,005.85 CR
21/03/2021	ANZ INTERNET BANKING TRANSFER RENT SUNSHINE EMPLOYM			10.91	18,016.76 CR
28/03/2021	ANZ INTERNET BANKING TRANSFER RENT SUNSHINE EMPLOYM			11.82	18,028.58 CR
28/03/2021	ANZ INTERNET BANKING TRANSFER RENT SUNSHINE EMPLOYM			11.82	18,040.40 CR
28/03/2021	ANZ INTERNET BANKING TRANSFER RENT SUNSHINE EMPLOYM			11.82	18,052.22 CR
28/03/2021	ANZ INTERNET BANKING TRANSFER RENT SUNSHINE EMPLOYM			10.91	18,063.13 CR
28/03/2021	ANZ INTERNET BANKING TRANSFER RENT SUNSHINE EMPLOYM			11.82	18,074.95 CR
28/03/2021	ANZ INTERNET BANKING TRANSFER RENT SUNSHINE EMPLOYM			11.82	18,086.77 CR
28/03/2021	ANZ INTERNET BANKING TRANSFER RENT SUNSHINE EMPLOYM			11.82	18,098.59 CR
28/03/2021	ANZ INTERNET BANKING TRANSFER RENT SUNSHINE EMPLOYM			11.82	18,110.41 CR
28/03/2021	ANZ INTERNET BANKING TRANSFER RENT SUNSHINE EMPLOYM			10.91	18,121.32 CR
31/03/2021	TRANSFER FROM BISHOPP OUTDOOR BOA PTY PAYMENT - Sign rent			333.31	18,454.63 CR
31/03/2021	March 2021 - Myster's share of 235 Bartholomew Road and Signage Income transferred from Income to Myster's Loan Account		153.22		18,301.41 CR
05/04/2021	ANZ INTERNET BANKING TRANSFER RENT SUNSHINE EMPLOYM			11.82	18,313.23 CR
05/04/2021	ANZ INTERNET BANKING TRANSFER RENT SUNSHINE EMPLOYM			11.82	18,325.05 CR
05/04/2021	ANZ INTERNET BANKING TRANSFER RENT SUNSHINE EMPLOYM			7.27	18,332.32 CR
05/04/2021	ANZ INTERNET BANKING TRANSFER RENT SUNSHINE EMPLOYM			13.64	18,345.96 CR
05/04/2021	ANZ INTERNET BANKING TRANSFER RENT SUNSHINE EMPLOYM			9.09	18,355.05 CR
05/04/2021	ANZ INTERNET BANKING TRANSFER RENT SUNSHINE EMPLOYM			11.82	18,366.87 CR
05/04/2021	ANZ INTERNET BANKING TRANSFER RENT SUNSHINE EMPLOYM			10.91	18,377.78 CR
05/04/2021	ANZ INTERNET BANKING TRANSFER RENT SUNSHINE EMPLOYM			10.91	18,388.69 CR
05/04/2021	ANZ INTERNET BANKING TRANSFER RENT SUNSHINE EMPLOYM			11.82	18,400.51 CR
05/04/2021	ANZ INTERNET BANKING TRANSFER RENT SUNSHINE EMPLOYM			13.64	18,414.15 CR
05/04/2021	ANZ INTERNET BANKING TRANSFER RENT SUNSHINE EMPLOYM			11.82	18,425.97 CR
11/04/2021	ANZ INTERNET BANKING TRANSFER RENT SUNSHINE EMPLOYM			11.82	18,437.79 CR
11/04/2021	ANZ INTERNET BANKING TRANSFER RENT SUNSHINE EMPLOYM			10.91	18,448.70 CR
11/04/2021	ANZ INTERNET BANKING TRANSFER RENT SUNSHINE EMPLOYM			10.91	18,459.61 CR
18/04/2021	ANZ INTERNET BANKING TRANSFER RENT SUNSHINE EMPLOYM			11.82	18,471.43 CR



## Histar Superannuation Fund

# General Ledger

As at 30 June 2021

Transaction Date	Description	Units	Debit	Credit	Balance \$
18/04/2021	ANZ INTERNET BANKING TRANSFER RENT SUNSHINE EMPLOYM			5.45	18,476.88 CR
18/04/2021	ANZ INTERNET BANKING TRANSFER RENT SUNSHINE EMPLOYM			10.91	18,487.79 CR
18/04/2021	ANZ INTERNET BANKING TRANSFER RENT SUNSHINE EMPLOYM			10.91	18,498.70 CR
26/04/2021	ANZ INTERNET BANKING TRANSFER RENT SUNSHINE EMPLOYM			7.27	18,505.97 CR
26/04/2021	ANZ INTERNET BANKING TRANSFER RENT SUNSHINE EMPLOYM			11.82	18,517.79 CR
26/04/2021	ANZ INTERNET BANKING TRANSFER RENT SUNSHINE EMPLOYM			10.91	18,528.70 CR
26/04/2021	ANZ INTERNET BANKING TRANSFER RENT SUNSHINE EMPLOYM			10.91	18,539.61 CR
26/04/2021	ANZ INTERNET BANKING TRANSFER RENT LINEN SUNSHINE EMPLOYM			16.36	18,555.97 CR
30/04/2021	TRANSFER FROM BISHOPP OUTDOOR BOA PTY PAYMENT			41.25	18,597.22 CR
30/04/2021	Rent on 235 Bartholomew - A & E Coco			15,000.00	33,597.22 CR
30/04/2021	Description: April 2021 - Mystar's share of 235 Bartholomew Road and Signage Income transferred from Income to Mystar's Loan Account		5,098.60		28,498.62 CR
03/05/2021	ANZ INTERNET BANKING TRANSFER RENT SUNSHINE EMPLOYM			11.82	28,510.44 CR
03/05/2021	ANZ INTERNET BANKING TRANSFER RENT SUNSHINE EMPLOYM			7.27	28,517.71 CR
03/05/2021	ANZ INTERNET BANKING TRANSFER RENT SUNSHINE EMPLOYM			10.91	28,528.62 CR
03/05/2021	ANZ INTERNET BANKING TRANSFER RENT SUNSHINE EMPLOYM			10.91	28,539.53 CR
03/05/2021	ANZ INTERNET BANKING TRANSFER RENT SUNSHINE EMPLOYM			11.82	28,551.35 CR
09/05/2021	ANZ INTERNET BANKING TRANSFER RENT SUNSHINE EMPLOYM			11.82	28,563.17 CR
09/05/2021	ANZ INTERNET BANKING TRANSFER RENT SUNSHINE EMPLOYM			11.82	28,574.99 CR
09/05/2021	ANZ INTERNET BANKING TRANSFER RENT SUNSHINE EMPLOYM			10.91	28,585.90 CR
09/05/2021	ANZ INTERNET BANKING TRANSFER RENT SUNSHINE EMPLOYM			10.91	28,596.81 CR
16/05/2021	ANZ INTERNET BANKING TRANSFER RENT SUNSHINE EMPLOYM			10.91	28,607.72 CR
16/05/2021	ANZ INTERNET BANKING TRANSFER RENT SUNSHINE EMPLOYM			11.82	28,619.54 CR
16/05/2021	ANZ INTERNET BANKING TRANSFER RENT SUNSHINE EMPLOYM			11.82	28,631.36 CR
16/05/2021	ANZ INTERNET BANKING TRANSFER RENT SUNSHINE EMPLOYM			10.91	28,642.27 CR
22/05/2021	ANZ INTERNET BANKING TRANSFER RENT SUNSHINE EMPLOYM			11.82	28,654.09 CR
22/05/2021	ANZ INTERNET BANKING TRANSFER RENT SUNSHINE EMPLOYM			11.82	28,665.91 CR
22/05/2021	ANZ INTERNET BANKING TRANSFER RENT SUNSHINE EMPLOYM			10.91	28,676.82 CR
22/05/2021	ANZ INTERNET BANKING TRANSFER RENT SUNSHINE EMPLOYM			10.91	28,687.73 CR
30/05/2021	ANZ INTERNET BANKING TRANSFER RENT SUNSHINE EMPLOYM			10.91	28,698.64 CR
30/05/2021	ANZ INTERNET BANKING TRANSFER RENT SUNSHINE EMPLOYM			11.82	28,710.46 CR
30/05/2021	ANZ INTERNET BANKING TRANSFER RENT SUNSHINE EMPLOYM			11.82	28,722.28 CR
30/05/2021	ANZ INTERNET BANKING TRANSFER RENT SUNSHINE EMPLOYM			10.91	28,733.19 CR
31/05/2021	Mystar Share of May21 Income		78.18		28,655.01 CR

# Histar Superannuation Fund

## General Ledger

As at 30 June 2021

Transaction Date	Description	Units	Debit	Credit	Balance \$
06/06/2021	ANZ INTERNET BANKING TRANSFER RENT SUNSHINE EMPLOYM			10.91	28,665.92 CR
06/06/2021	ANZ INTERNET BANKING TRANSFER RENT SUNSHINE EMPLOYM			10.91	28,676.83 CR
06/06/2021	ANZ INTERNET BANKING TRANSFER RENT SUNSHINE EMPLOYM			11.82	28,688.65 CR
06/06/2021	ANZ INTERNET BANKING TRANSFER RENT SUNSHINE EMPLOYM			11.82	28,700.47 CR
11/06/2021	ANZ INTERNET BANKING FUNDS TFER TRANSFER 280343 FROM 499172644 Pickers Rent			442.00	29,142.47 CR
13/06/2021	ANZ INTERNET BANKING TRANSFER RENT SUNSHINE EMPLOYM			10.91	29,153.38 CR
13/06/2021	ANZ INTERNET BANKING TRANSFER RENT SUNSHINE EMPLOYM			10.91	29,164.29 CR
13/06/2021	ANZ INTERNET BANKING TRANSFER RENT SUNSHINE EMPLOYM			11.82	29,176.11 CR
13/06/2021	ANZ INTERNET BANKING TRANSFER RENT SUNSHINE EMPLOYM			11.82	29,187.93 CR
13/06/2021	ANZ INTERNET BANKING FUNDS TFER TRANSFER 845090 FROM 499172644 Pickers Rent			299.00	29,486.93 CR
13/06/2021	ANZ INTERNET BANKING FUNDS TFER TRANSFER 845399 FROM 499172644 Pickers Rent			442.00	29,928.93 CR
13/06/2021	ANZ INTERNET BANKING FUNDS TFER TRANSFER 845267 FROM 499172644 Pickers Rent			442.00	30,370.93 CR
20/06/2021	ANZ INTERNET BANKING TRANSFER RENT SUNSHINE EMPLOYM			11.82	30,382.75 CR
20/06/2021	ANZ INTERNET BANKING TRANSFER RENT SUNSHINE EMPLOYM			10.91	30,393.66 CR
20/06/2021	ANZ INTERNET BANKING TRANSFER RENT SUNSHINE EMPLOYM			10.91	30,404.57 CR
20/06/2021	ANZ INTERNET BANKING TRANSFER RENT SUNSHINE EMPLOYM			11.82	30,416.39 CR
27/06/2021	ANZ INTERNET BANKING TRANSFER RENT SUNSHINE EMPLOYM			10.91	30,427.30 CR
27/06/2021	ANZ INTERNET BANKING TRANSFER RENT SUNSHINE EMPLOYM			10.91	30,438.21 CR
27/06/2021	ANZ INTERNET BANKING TRANSFER RENT SUNSHINE EMPLOYM			11.82	30,450.03 CR
27/06/2021	ANZ INTERNET BANKING TRANSFER RENT SUNSHINE EMPLOYM			11.82	30,461.85 CR
27/06/2021	ANZ INTERNET BANKING TRANSFER RENT SUNSHINE EMPLOYM			11.82	30,473.67 CR
27/06/2021	ANZ INTERNET BANKING TRANSFER RENT SUNSHINE EMPLOYM			11.82	30,485.49 CR
30/06/2021	ANZ INTERNET BANKING FUNDS TFER TRANSFER 158952 FROM 499172644 Picker Rent			254.09	30,739.58 CR
30/06/2021	TRANSFER FROM BISHOPP OUTDOOR BOA PTY PAYMENT			338.98	31,078.56 CR
30/06/2021	Mystar Share of June 21 Income		807.84		30,270.72 CR
30/06/2021	Transferring GST to LOAN DUE TO GROUPING		30,270.72		0.00 DR
			<b>37,209.71</b>	<b>20,816.98</b>	<b>0.00 DR</b>

### **Income Tax Payable/Refundable (85000)**

#### Income Tax Payable/Refundable (85000)

01/07/2020	Opening Balance				891.05 CR
19/10/2020	ANZ INTERNET BANKING FUNDS TFER TRANSFER 894685 TO 014669107917679 [ANZ INTERNET BANKING FUNDS TFER TRANSFER 894685 TO 014669107917679/Sept IAS]		9,574.00		8,682.95 DR
05/04/2021	ANZ INTERNET BANKING FUNDS TFER		9,574.00		18,256.95 DR

# Histar Superannuation Fund

## General Ledger

As at 30 June 2021

Transaction Date	Description	Units	Debit	Credit	Balance \$
11/04/2021	TRANSFER 250564 TO 014669107917679 [ANZ INTERNET BANKING FUNDS TFER TRANSFER 250564 TO 014669107917679/Dec IAS] ANZ INTERNET BANKING FUNDS TFER TRANSFER 450446 TO 014669107917679 [ANZ INTERNET BANKING FUNDS TFER TRANSFER 450446 TO 014669107917679/Mar IAS]		9,574.00		27,830.95 DR
30/06/2021	June Instalment paid 28 July 2021		9,574.00		37,404.95 DR
30/06/2021	Create Entries - Income Tax Expense - 30/06/2021			24,617.10	12,787.85 DR
			<b>38,296.00</b>	<b>24,617.10</b>	<b>12,787.85 DR</b>
<b>PAYG Instalment Payable (86000)</b>					
PAYG Instalment Payable (86000)					
30/06/2021	June Instalment paid 28 July 2021			9,574.00	9,574.00 CR
				<b>9,574.00</b>	<b>9,574.00 CR</b>
<b>Sundry Creditors (88000)</b>					
Sundry Creditors (88000)					
01/07/2020	Opening Balance				9,187.65 CR
11/08/2020	ANZ INTERNET BANKING FUNDS TFER TRANSFER 532694 TO 014669107917679 2018/2019 Income Tax		9,187.65		0.00 DR
			<b>9,187.65</b>		<b>0.00 DR</b>
<b>Loans (88100)</b>					
Coco Family Trust (00003)					
01/07/2020	Opening Balance				6,346.27 CR
30/04/2021	Rent on 235 Bartholomew - A & E Coco		165,000.00		158,653.73 DR
25/06/2021	ANZ INTERNET BANKING FUNDS TFER TRANSFER 658367 FROM 499172644			100,647.00	58,006.73 DR
30/06/2021	Taking up expenses paid by trust but not yet reimbursed			4,325.25	53,681.48 DR
30/06/2021				55,000.00	1,318.52 CR
30/06/2021	Transferring GST to LOAN DUE TO GROUPING			30,270.72	31,589.24 CR
30/06/2021	TAKING UP RATESPAID BY COCO TRUST AND NOT YET REIMBURSED			3,864.20	35,453.44 CR
30/06/2021	ADJUSTING FOR GST ON ACCOMMODATION		1,719.51		33,733.93 CR
			<b>166,719.51</b>	<b>194,107.17</b>	<b>33,733.93 CR</b>
Mystar Super Fund (00004)					
01/07/2020	Opening Balance				1,953.51 CR
31/07/2020	July 2020 - Mystar's share of 235 Bartholomew Road and Signage Income transferred from Income to Mystar's Loan Account			2,355.83	4,309.34 CR
31/08/2020	Description: August 2020 - Mystar's share of 235 Bartholomew Road Income transferred from Income to Mystar's Loan Account			2,119.93	6,429.27 CR
30/09/2020	Description: September 2020 - Mystar's share of 235 Bartholomew Road and Signage Income transferred from Income to Mystar's Loan Account			1,771.12	8,200.39 CR
30/11/2020	October and November 2020 - Mystar's share of 235 Bartholomew Road and Signage Income transferred from			1,192.02	9,392.41 CR

# Histar Superannuation Fund

## General Ledger

As at 30 June 2021

Transaction Date	Description	Units	Debit	Credit	Balance \$
	Income to Myster's Loan Account				
30/12/2020	December 2020 - Myster's share of Signage Income transferred from Income to Myster's Loan Account			1,222.44	10,614.85 CR
31/01/2021	January 2021 - Myster's share of Signage Income transferred from Income to Myster's Loan Account			151.25	10,766.10 CR
31/03/2021	March 2021 - Myster's share of 235 Bartholomew Road and Signage Income transferred from Income to Myster's Loan Account			1,685.48	12,451.58 CR
30/04/2021	Description: April 2021 - Myster's share of 235 Bartholomew Road and Signage Income transferred from Income to Myster's Loan Account			56,084.58	68,536.16 CR
31/05/2021	Myster Share of May21 Income			860.00	69,396.16 CR
30/06/2021	Myster Share of June 21 Income			8,886.25	78,282.41 CR
30/06/2021			55,000.00		23,282.41 CR
30/06/2021	ALLOCATING 1/3 OF 235 BART EXPENSES TO HISTAR SUPER FUND		1,832.87		21,449.54 CR
			<b>56,832.87</b>	<b>76,328.90</b>	<b>21,449.54 CR</b>

**Total Debits: 1,476,284.87**

**Total Credits: 1,476,284.87**

# Histar Superannuation Fund

## Statement of Financial Position

As at 30 June 2021

	Note	2021 \$	2020 \$
<b>Assets</b>			
<b>Investments</b>			
Plant and Equipment (at written down value) - Unitised	2	38,097.73	40,172.98
Real Estate Properties ( Australian - Residential)	3	2,573,730.51	2,573,730.51
<b>Total Investments</b>		<u>2,611,828.24</u>	<u>2,613,903.49</u>
<b>Other Assets</b>			
Cash at Bank		448,433.17	294,402.44
Rent Receivable		0.00	1,260.51
Income Tax Refundable		12,787.85	0.00
<b>Total Other Assets</b>		<u>461,221.02</u>	<u>295,662.95</u>
<b>Total Assets</b>		<u>3,073,049.26</u>	<u>2,909,566.44</u>
Less:			
<b>Liabilities</b>			
GST Payable		0.00	16,392.73
Income Tax Payable		0.00	891.05
PAYG Instalment Payable		9,574.00	0.00
Sundry Creditors		0.00	9,187.65
Loans		55,183.47	8,299.78
<b>Total Liabilities</b>		<u>64,757.47</u>	<u>34,771.21</u>
<b>Net assets available to pay benefits</b>		<u>3,008,291.79</u>	<u>2,874,795.23</u>
Represented by:			
<b>Liability for accrued benefits allocated to members' accounts</b>	5, 6		
Coco, Antonio - Pension (Pension No. 2)		7,285.99	6,966.52
Coco, Giuseppe - Accumulation		1,461,765.29	1,406,968.74
Coco, Elena - Pension (Pension No. 1)		940.96	901.03
Coco, Elena - Pension (Pension No. 2)		8,565.79	8,193.07
Coco, Elena - Accumulation		43,436.33	21,348.66
Coco, Elena - Pension (Account Based Pension 4)		850.58	810.65
Coco, Elena - Pension (Account Based Pension 5)		26,497.10	25,325.70
Coco, Luigi - Accumulation		1,458,949.75	1,404,280.86
<b>Total Liability for accrued benefits allocated to members' accounts</b>		<u>3,008,291.79</u>	<u>2,874,795.23</u>

The accompanying notes form part of these financial statements.

# Histar Superannuation Fund

## Operating Statement

For the year ended 30 June 2021

	Note	2021 \$	2020 \$
<b>Income</b>			
<b>Investment Income</b>			
Interest Received		152.31	293.79
Property Income	8	180,495.24	211,036.91
<b>Contribution Income</b>			
Employer Contributions		25,000.00	0.00
Personal Concessional		0.00	25,000.00
<b>Total Income</b>		<u>205,647.55</u>	<u>236,330.70</u>
<b>Expenses</b>			
Accountancy Fees		0.00	3,960.00
ATO Supervisory Levy		0.00	259.00
Auditor's Remuneration		0.00	528.00
Depreciation		2,075.25	2,306.11
Property Expenses - Agents Management Fees		3,177.29	2,990.70
Property Expenses - Council Rates & Taxes		7,961.27	8,923.52
Property Expenses - Insurance Premium		6,260.81	9,059.32
Property Expenses - Repairs Maintenance		18,837.80	2,239.48
Property Expenses - Water Rates		3,221.47	3,348.84
		<u>41,533.89</u>	<u>33,614.97</u>
<b>Member Payments</b>			
Pensions Paid		0.00	60,000.00
<b>Investment Losses</b>			
Changes in Market Values	9	6,000.00	(341,814.17)
<b>Total Expenses</b>		<u>47,533.89</u>	<u>(248,199.20)</u>
<b>Benefits accrued as a result of operations before income tax</b>			
		<u>158,113.66</u>	<u>484,529.90</u>
Income Tax Expense	10	24,617.10	29,983.05
<b>Benefits accrued as a result of operations</b>		<u>133,496.56</u>	<u>454,546.85</u>

The accompanying notes form part of these financial statements.

# Histar Superannuation Fund

## Fund Summary Report

As at 30 June 2021

### Fund Details

Date Formed: 11/12/2001  
Tax File Number: Provided  
ABN: 34070700725

Period: 01/07/2020 - 30/06/2021  
Fund Type: SMSF  
GST Registered: Yes

### Postal Address:

130 Bartholomew Road  
Elimbah, Queensland 4516

### Physical Address:

130 Bartholomew Road  
Elimbah, Queensland 4516

### Members

Number of Members: 4

Name	Age	Member Accounts	Pension Accounts	Tax File Number	Beneficiary Details
Coco, Antonio	81	2	1	Provided	Not Provided
Coco, Giuseppe	50	1	0	Provided	Not Provided
Coco, Elena	70	5	4	Provided	Provided
Coco, Luigi	54	1	0	Provided	Not Provided

### Fund Relationships

Relationship Type	Contact
Accountant	Sam Greco & Co Chartered Accountants
Accountant/Bookkeeper	Sam Greco & Co Chartered Accountants
Auditor	Super Audits Pty Ltd
Auditor	Boys, Anthony
Fund Contact	Antonio and Elena and Luigi and Guiseppe Coco
Fund Contact	Coco, Luigi
Fund Contact	Coco, Giuseppe
Fund Contact	Coco, Antonio
Fund Contact	Coco, Elena
Tax Agent	Sam Greco & Co Chartered Accountants
Trustee	Coco, Luigi
Trustee	Coco, Giuseppe

**Histar Superannuation Fund**  
**Fund Summary Report**

As at 30 June 2021

Trustee	Coco, Antonio
Trustee	Coco, Elena



Cannot generate Dividend Reconciliation report. ERROR - There is no data. Dividend Reconciliation Report cannot be displayed.

Cannot generate Distribution Reconciliation report. ERROR - There is no data. Distribution Reconciliation Report cannot be displayed.

Cannot generate Realised Capital Gains report. Realised Capital Gains has no data to prepare

Cannot generate Investment Income Comparison report. ERROR - There is no data. Investment Income Comparison cannot be displayed.