

# SMSF AUDIT WORKPAPERS

|             |                          |                          |  |
|-------------|--------------------------|--------------------------|--|
| Client name | <b>BCF SUPER FUND</b>    | Fin Accounts Prepared by | <b>JEFFREY NG</b>  |
| Client code | BCFSF (026)              | Date prepared            | 28-Aug-2023  |
| Year ended  | 30-Jun-2023              | Reviewed by              | Re-reviewed by TC 30-8-23<br>after Contributions corrected |
| SRN/HIN     | X0059403397 + SRN        | AB Reviewed              | Y / N  |
| Postcode    | 2320 (Old Postcode 2291) | Start of next FY         | 01-Jul-2023  |

## Checklist

### WP INDEX

### WP NAME

|                     |                                     |
|---------------------|-------------------------------------|
| <a href="#">CHK</a> | Current WIP                         |
| <a href="#">NYP</a> | Check List                          |
| <a href="#">PMR</a> | Points for Attention Next Year      |
| <a href="#">QUE</a> | Partner/Manager Review Point        |
|                     | Queries                             |
| <a href="#">A1</a>  | Trust Deed Summary                  |
| <a href="#">A2</a>  | Governing Rules                     |
| <a href="#">A3</a>  | Minutes and Documentation           |
| <a href="#">A5</a>  | Engagement Check List               |
| <a href="#">A6</a>  | Audit Risks                         |
| <a href="#">A7</a>  | Audit Completion                    |
| <a href="#">A8</a>  | Financial Analysis (Going Concern)  |
| <a href="#">B</a>   | Record Keeping                      |
| <a href="#">C</a>   | Financial Reporting                 |
| <a href="#">E</a>   | Investments                         |
| <a href="#">F</a>   | Cash and Receivables                |
| <a href="#">G</a>   | Income Tax                          |
| <a href="#">L</a>   | Liabilities/Pensions                |
| <a href="#">M</a>   | Members' Benefits                   |
| <a href="#">N</a>   | Contributions & Transfers In        |
| <a href="#">R</a>   | Revenue                             |
| <a href="#">X</a>   | Expenses                            |
| <a href="#">X1</a>  | Benefit Paid and Transfer Out       |
| <a href="#">U</a>   | General Workpapers & Correspondence |

**NOTES:**



## Chartered Accountants Practice Workpapers

# CHK

|             |                          |                          |                               |
|-------------|--------------------------|--------------------------|-------------------------------|
| Client name | BCF SUPER FUND           | Fin Accounts Prepared by | JEFFREY NG                    |
| Client code | BCFSF (026)              | Date prepared            | 28-Aug-2023                   |
| Year ended  | 30-Jun-2023              | Reviewed by              |                               |
| SRN/HIN     | X0059403397 + SRN        | Date reviewed            |                               |
| Post code   | 2320 (Old Postcode 2291) |                          | <a href="#">Back to Cover</a> |

**ITEM:** PREPARATION CHECKLIST BEFORE HAND IN FOR REVIEW

**FINANCIAL STATEMENTS**

|                                  |     |   |     |
|----------------------------------|-----|---|-----|
| Prior Yr Computer Records Saved: | Yes | Prior Yr Workpapers Complete & Scanned: | Yes |
|----------------------------------|-----|---|-----|

**TAX RETURNS**

|                                |     |                          |     |
|--------------------------------|-----|--------------------------|-----|
| Supporting Schedules Complete: | Yes | ITR agrees to Class ITR: | Yes |
|--------------------------------|-----|--------------------------|-----|

**SECRETARIAL**

|  |     |
|--|-----|
| Last Year Minutes Signed & Filed:                  | Yes |
| Last Year Accounts Signed & Filed:                 | Yes |
| Register Updated:                                  | Yes |
| All Minutes (incl pension commencement) prepared:  | Yes |
| Annual Return Complete:                            | Yes |
| Emailed Catherine to update BDBN:                  | No  |
| Provide Catherine Minimum Pension Figures:         | Yes |
| Prepare TBAR declaration form:                     | Yes |
| Checked Trust Deed Date, is it older than 6 years? | Yes |

**COMPLIANCE WITH ACCOUNTING STANDARDS**

|                                       |
|---------------------------------------|
| Potential Reasons for Non-Compliance: |
|---------------------------------------|

**Notes for Future Returns:**



## Chartered Accountants Practice Workpapers

# NYP

|                    |                          |                                 |             |
|--------------------|--------------------------|---------------------------------|-------------|
| <b>Client name</b> | BCF SUPER FUND           | <b>Fin Accounts Prepared by</b> | JEFFREY NG  |
| <b>Client code</b> | BCFSF (026)              | <b>Date prepared</b>            | 28-Aug-2023 |
| <b>Year ended</b>  | 30-Jun-2023              | <b>Reviewed by</b>              |             |
| <b>SRN/HIN</b>     | X0059403397 + SRN        | <b>Date reviewed</b>            |             |
| <b>Postcode</b>    | 2320 (Old Postcode 2291) | <a href="#">Back to Cover</a>   |             |

ITEM: POINTS FOR ATTENTION NEXT YEAR

| Sch Ref | Question | Response | INITIAL |
|---------|----------|----------|---------|
|         |          |          |         |
|         |          |          |         |
|         |          |          |         |
|         |          |          |         |
|         |          |          |         |
|         |          |          |         |
|         |          |          |         |
|         |          |          |         |
|         |          |          |         |
|         |          |          |         |
|         |          |          |         |
|         |          |          |         |
|         |          |          |         |
|         |          |          |         |
|         |          |          |         |

|             |                          |                          |                               |
|-------------|--------------------------|--------------------------|-------------------------------|
| Client name | BCF SUPER FUND           | Fin Accounts Prepared by | JEFFREY NG                    |
| Client code | BCFSF (026)              | Date prepared            | 28-Aug-2023                   |
| Year ended  | 30-Jun-2023              | Reviewed by              |                               |
| SRN/HIN     | X0059403397 + SRN        | Date reviewed            |                               |
| Postcode    | 2320 (Old Postcode 2291) |                          | <a href="#">Back to Cover</a> |

ITEM: PARTNER / MANAGER REVIEW POINTS

| Sch Ref  | Question   | Response         |  |
|--|--|------------------|--|
| Recontribution Strategy                                  | Have you considered a recontribution strategy for members of this super fund?      | N/A              |  |
| Trust Deed   | Need to update   | Date: 20.12.2000 |  |
| BDBN Dates   | BDBN need updating as Jack is not allowed to leave 50% each to his parents - Tania | Date: 10.02.2021 |  |
| GST checked Annual/Quarterly GST prepared for lodgement. | N/A  | N/A              |  |
| Change GST to annually from quarterly                    |  | N/A              |  |
|  | SRN of Op Fund, Ophir global OF, Ophir Global high Conviction: I00000057474,       |                  |  |
|  |  |                  |  |
|  |  |                  |  |
|  |  |                  |  |



# Chartered Accountants Practice Workpapers

# QUE

|                    |                          |                                 |             |
|--------------------|--------------------------|---------------------------------|-------------|
| <b>Client name</b> | BCF SUPER FUND           | <b>Fin Accounts Prepared by</b> | JEFFREY NG  |
| <b>Client code</b> | BCFSF (026)              | <b>Date prepared</b>            | 28-Aug-2023 |
| <b>Year ended</b>  | 30-Jun-2023              | <b>Reviewed by</b>              |             |
| <b>SRN/HIN</b>     | X0059403397 + SRN        | <b>Date reviewed</b>            |             |
| <b>Postcode</b>    | 2320 (Old Postcode 2291) | <a href="#">Back to Cover</a>   |             |

ITEM:           **QUERIES**          

| Item | Question | Response | INITIAL |
|------|----------|----------|---------|
|      |          |          |         |
|      |          |          |         |
|      |          |          |         |
|      |          |          |         |
|      |          |          |         |
|      |          |          |         |
|      |          |          |         |
|      |          |          |         |
|      |          |          |         |
|      |          |          |         |
|      |          |          |         |
|      |          |          |         |
|      |          |          |         |
|      |          |          |         |
|      |          |          |         |
|      |          |          |         |
|      |          |          |         |
|      |          |          |         |
|      |          |          |         |

Dear Jeffrey,

I've sent attachments as follows:

1. These comments and the BCF summary spreadsheet I use for reconciliation.
2. Excel spreadsheet for the NAB account and statements in PDF form. I've also included a spreadsheet with the interest summary for FY23.
3. Ophir Funds management. There are investments in 3 of their funds. There were no distributions paid at the end of the financial year. I've included statements for all 3 funds. I'll just send through Jul 22 and Jun 23 but can send the rest if you want.
4. Frazis funds management. Relevant statements are attached. An additional investment of \$30k was made in February of this year, a statement for that is also included. I'll send them all here because of the extra investment.
5. Monthly cash trust statements and annual broker summary for Belldirect. The annual summary is quite comprehensive and I've sent both the PDF and the excel versions. The third dividend from WQG was omitted from this summary (\$492 on 30 Jun), probably because the company has moved to quarterly dividends and it wasn't picked up.  
Any other inputs to this account, i.e. dividend reinvestment plans (DRPs), share purchase plans (SPPs) and exercise of company options are in my personal BCF summary spreadsheet and below. This time there are no unsettled trades pending at balance date.
6. Dividend statements. All held for 45 days or longer.
7. BCF made no changes to the gold and silver investments over the year. The EOFY prices are as supplied by ABC bullion. There is a spreadsheet covering bullion as well as crypto. I've included both buy and sell prices for gold, the lower price was used last year. I suspect the real spread is far tighter but it's immaterial given it's a long term investment.
8. As noted last year, the cryptocurrency strategy was abandoned. The Swyftx account was defunded in November leaving a small balance of \$154 while the balance of \$12,425 in FTX is presumably a write off as the company has gone into liquidation. I'm unable to access any details of transactions from FTX. However, there is a transaction report spreadsheet from Swyftx.

**\*Notes regarding the Belldirect summary.**

BCF applied for one issue in RF1 via share purchase plan. The details are in my summary spreadsheet.

This is marked as a transfer in on 23/12/22 in the Belldirect summary.

2 dividends taken as stock via DRPs, one in RF1 (tfr in 22/8/22) and one in OPH (20/7/22). They are marked on the summary and appear as Transfer In among the share transactions listed in the Belldirect summary.

**Notes regarding the dividend statements**

Shares were held for 45 days or more.

**Quarterly contributions**

There were four quarterly payments of \$6,875 into BCF for myself (Jul, Oct, Jan, May), transferred into the BCF NAB account. Please note I would like to allocate the total \$27,500 super payment to my wife, Jennifer Clarke. From FY24 on, Jen and I will be in pension mode and any contributions will be post tax from savings.

**Other contributions**

Jack made a post tax contribution of \$2,000 for the year on 01 Nov 22.

There was a super payment of \$198.85 for Jack on 4 May 23 from his new employer. The prior one failed to make the required payments and went into liquidation.

Please let me know what other information you might need.

Kind regards,

Richard Beardshall

BCF Super Fund as at 30 June 2023

30/06/2023

|   |                     |
|---|---------------------|
| NAB BCF Super bank account                | 6,177.62            |
| Shares in listed investments - Belldirect | 726,868.00          |
| Belldirect cash account                   | 2,328.64            |
| Belldirect unsettled at 30 June           | 0.00                |
| Ophir - GOF                               | 231,211.70          |
| Ophir - GHCF                              | 138,678.51          |
| Ophir - GOF                               | 95,710.00           |
| Frazis capital fund                       | 68,736.42           |
| Precious metal investments                | 153,010.70          |
| Crypto cash accounts                      | 154.00              |
| <b>TOTAL</b>                              | <b>1,422,875.59</b> |

|                 |               |              |             |
|-----------------|---------------|--------------|-------------|
| <b>Interest</b> |               | <b>IAS</b>   |             |
| Belldirect      | 66.31         | Q4           | 0.00        |
|                 |               | Q1           | 0.00        |
| NAB             | 819.79        | Q2           | 0.00        |
|                 |               | Q3           | 0.00        |
| <b>Total</b>    | <b>886.10</b> | <b>Total</b> | <b>0.00</b> |

|  |     |            |
|--|-----|------------|
| <b>NAB reconciliation</b>              |     |            |
| Opening balance                        |     | 654.82     |
| Interest received                      |     | 819.79     |
| Quarterly contributions                |     | 27,500.00  |
| JHB quarterly super from Windsor hotel |     | 198.85     |
| JHB annual contribution tax paid       |     | 2,000.00   |
| Cash tfr from Belldirect to NAB        |     | 0.00       |
| Cash tfr from NAB to Belldirect        |     | -40,000.00 |
| Share purchase plans/other issues      | RF1 | -10,000.00 |
| Cash tfr from NAB to Swyftx            |     | 0.00       |
| Cash tfr from Swyftx to NAB            |     | 36,000.00  |
| Cash dividends - not DRPs*             |     | 27,289.09  |
| ABC Bullion                            |     | 0.00       |
| Ophir dividends                        |     | 0.00       |
| Ophir investments                      |     | 0.00       |
| Frazis investment                      |     | -30,000.00 |
| Return of capital                      |     | 0.00       |
| IAS                                    |     | 0.00       |
| ATO FY22                               |     | -5,036.93  |
| R and B/A W Boys                       |     | -3,740.00  |
| Div missed by Bell                     | WQG | 492.00     |
| NAB reconciliation                     |     | 6,177.62   |
|  |     | OK         |



| Divs - cash |      | P'ment date | Amount   | Franking |   |                 |
|-------------|------|-------------|----------|----------|---|-----------------|
|             | BBOZ | 18/07/2022  | 389.73   | 0.00     | y |                 |
|             | BTI  | 16/09/2022  | 2,960.00 | 1,268.57 | y |                 |
|             | BTI  | 2/03/2023   | 1,575.00 | 675.00   | y |                 |
|             | FOR  | 21/07/2022  | 1,012.50 | 0.00     | y |                 |
|             | FOR  | 17/01/2023  | 300.00   | 0.00     | y |                 |
|             | HM1  | 13/04/2023  | 5,737.50 | 2,458.93 | y |                 |
|             | LSF  | 30/09/2022  | 1,012.50 | 433.93   | y |                 |
|             | LSF  | 4/04/2023   | 1,500.00 | 642.86   | y |                 |
|             | MFF  | 4/11/2022   | 318.56   | 136.53   | y |                 |
|             | MFF  | 12/05/2023  | 225.00   | 96.43    | y |                 |
|             | RF1  | 31/01/2023  | 4,998.30 | 0.00     | y |                 |
|             | TGF  | 5/05/2023   | 5,000.00 | 2,142.86 | y |                 |
|             | WQG  | 30/09/2022  | 960.00   | 411.43   | y |                 |
|             | WQG  | 31/03/2023  | 1,300.00 | 557.14   | y |                 |
|             | WQG  | 30/06/2023  | 492.00   | 210.86   | y | not in bell pdf |

|                  |                 |
|------------------|-----------------|
| <b>27,781.09</b> | <b>9,034.54</b> |
|------------------|-----------------|

| Divs paid as DRP stock |     | P'ment date | dollar value | franking |
|------------------------|-----|-------------|--------------|----------|
|                        | OPH | 20/07/2022  | 5,011.31     | 128.00   |
|                        | RF1 | 22/08/2022  | 8,868.96     | 0.00     |

|                  |               |
|------------------|---------------|
| <b>13,880.27</b> | <b>128.00</b> |
|------------------|---------------|

| Share purchase plans/other issues |     | P'ment date | cost      | tfr date   | actual   | rebate | qty   | price |
|-----------------------------------|-----|-------------|-----------|------------|----------|--------|-------|-------|
|                                   | RF1 | 8/12/2022   | 10,000.00 | 23/12/2022 | 9,999.22 | 0.00   | 3,322 | 301   |

|                  |
|------------------|
| <b>10,000.00</b> |
|------------------|

|                    |                          |                                 |             |
|--------------------|--------------------------|---------------------------------|-------------|
| <b>Client name</b> | <b>BCF SUPER FUND</b>    | <b>Fin Accounts Prepared by</b> | JEFFREY NG  |
| <b>Client code</b> | BCFSF (026)              | <b>Date prepared</b>            | 28-Aug-2023 |
| <b>Year ended</b>  | 30-Jun-2023              | <b>Reviewed by</b>              |             |
| <b>SRN/HIN</b>     | X0059403397 + SRN        | <b>Date reviewed</b>            |             |
| <b>Postcode</b>    | 2320 (Old Postcode 2291) | <a href="#">Back to Cover</a>   |             |

**1 Membership of Fund**

Was there a new member joining the fund during the financial year?

No

*(Please ensure that each new member has been given a PDS and a copy of the Trust Deed)*

**2 Contributions & Investments:**

- a Trustees cannot accept contributions other than that permitted by Superannuation Law
- b Contributions can be cash or non cash (fair value)  
Contributions shall be vested and can be used by the trustees to invest in accordance with investment strategies
- c strategies
- d Can be used to invest in arms length arrangements with related parties
- e Shall not borrow except in limited circumstances (7 days to settle trade, 90 days for payment of benefits)
- f Unallocated earnings must be held in reserves
- g Trustees must formulate investment strategies and objectives and regularly review them

**3 Member not to deal with benefit**

Members are not allowed to deal with his or her interests in the fund

**4 Actuarial Appointment**

As and when required by SIS Act and Regulations

**5 Vesting of Benefits**

Benefits shall vest in the individual when accrue

**6 Payment of Benefits**

Minimum requirements for payment of pensions - refer to section 8 in Deed  
Minimum requirements for payment of lump sum benefits - refer to section 8 in Deed

**7 Trustees to Provide Certificate**

When a person ceases to become a member

**8 Transfer of Benefits**

Upon request of a member to transfer benefits to another fund

**9 Auditor**

Trustees to appoint independent registered auditor

**10 Trustees Responsibilities**

Fit and proper person  
Comply with the sole purpose test  
Manage the fund's investments  
Pay benefits in accordance with the rules  
Meet administrative obligations  
Each member has been provided with a PDS

**11 SMSF Requirements**

Less than 5 members  
All members are trustees or directors of the corporate trustee  
Election to become regulated by SISA (1993)  
No member of the fund is an employee of another

|                    |                          |                                 |             |
|--------------------|--------------------------|---------------------------------|-------------|
| <b>Client name</b> | <b>BCF SUPER FUND</b>    | <b>Fin Accounts Prepared by</b> | JEFFREY NG  |
| <b>Client code</b> | BCFSF (026)              | <b>Date prepared</b>            | 28-Aug-2023 |
| <b>Year ended</b>  | 30-Jun-2023              | <b>Reviewed by</b>              |             |
| <b>SRN/HIN</b>     | X0059403397 + SRN        | <b>Date reviewed</b>            |             |
| <b>Postcode</b>    | 2320 (Old Postcode 2291) | <a href="#">Back to Cover</a>   |             |

**12 Trustees**

Appointment and removal of trustees  
 Record Keeping - 10 years - written records for all decisions  
 Record Keeping - 5 years for accounting records  
 Ensure proper accounting including maintenance of member accounts

**13 Amendments to Trust Deed**

Deed was reviewed and there were no amendments made to the trust deed  
*Check to make sure there is an "Evergreen" clause to ensure that it is up to date with legislation*  
 All deeds dated in 2002 should be updated. If this is your case, please let Catherine know so she can prepare all the necessary documentations

**14 Binding Death Benefit Nominations**

Does the trust deed provide for non-lapsing binding death benefit nominations?  
*(All Trust Deeds from Patricia Holdings should have this, please check para 51.2.8 or relevant paragraph. Members without dependants should amend their deed immediately)*

|     |
|-----|
| Yes |
|-----|

|                    |                          |                                 |             |
|--------------------|--------------------------|---------------------------------|-------------|
| <b>Client name</b> | <b>BCF SUPER FUND</b>    | <b>Fin Accounts Prepared by</b> | JEFFREY NG  |
| <b>Client code</b> | BCFSF (026)              | <b>Date prepared</b>            | 28-Aug-2023 |
| <b>Year ended</b>  | 30-Jun-2023              | <b>Reviewed by</b>              |             |
| <b>SRN/HIN</b>     | X0059403397 + SRN        | <b>Date reviewed</b>            |             |
| <b>Postcode</b>    | 2320 (Old Postcode 2291) | <a href="#">Back to Cover</a>   |             |

- (i) Access the link below for a print out compliance status of the super fund  
<http://superfundlookup.gov.au/Index.aspx> Yes
- (ii) Reviewed Trustee Covenants - consistent with governing rules as per section 51 SISA (1993) Refer to Trust deed summary Yes
1. Act honestly in all matters affecting the entity
  2. To exercise the degree of care skill and diligence of an ordinary prudent person
  3. To act in the best interests of beneficiaries
  4. To keep fund assets separate
  5. Not to do anything that would impede the proper performance of functions and powers
  6. To formulate and give effect to an investment strategy
  7. To manage reserves responsibly
  8. To allow a beneficiary access to certain information
- Note: super fund's governing rules are consistent with trustees' covenants as per s52 SISA (1993)*
- (iii) Reviewed the governing rules which appeared to allow for the the operations of the fund to be "indefinitely continuing". Refer to Summary of Governing Rules
- (iv) Super fund activities complied with the investment strategy permitted by the trust deed and that the purpose is to provide retirement benefits to members



## BCF SUPER FUND

### ABN details

|                  |  |
|------------------|--|
| ABN:             | 26 440 992 060 <a href="#">View record on ABN Lookup</a>   |
| ABN Status:      | Active from 20 Dec 2000  |
| Fund type:       | ATO Regulated Self-Managed Superannuation Fund   |
| Contact details: | ROACH & BRUCE CONSULTING PTY LTD<br>SUITE 7 LEVEL 5 66 HUNTER ST<br>SYDNEY NSW 2000<br>AUSTRALIA |
| Status:          | Complying  |

### Previous name(s)

| Previous fund name                      | From        | To          |
|---|-------------|-------------|
| The Trustee for BCF SUPERANNUATION FUND | 01 Jul 2006 | 05 Jun 2009 |
| BCF SUPERANNUATION FUND                 | 18 Jan 2001 | 01 Jul 2006 |

### What does 'Complying' mean?

A 'Complying' SMSF:

- is a regulated fund
- is a resident of Australia, and
- has been issued with a [Notice of compliance](#)

#### APRA Funds

See the [guidance](#) issued by APRA for further assistance in managing transfers and rollovers to SMSFs. Use the SMSF verification service through [Standard Business Reporting](#) software. More information can be found on [ato.gov.au](#).

#### Superannuation guarantee payments

Contributions made to complying funds can qualify as Superannuation Guarantee (SG) payments. This record extract can be used to confirm this fund has been issued with a Notice of Compliance and is currently entitled to receive employer SG payments.

#### Tax rates

Complying funds that meet [Superannuation Industry \(Supervision\) Act 1993](#) (SISA) standards qualify for [concessional tax rates](#).

Also refer to [frequently asked questions](#)

### Disclaimer

This extract is based on information supplied by superannuation entities to the Commissioner of Taxation.

**Important** Neither the Australian Government nor the ATO endorse or guarantee the performance of super funds.

### Warning Statement

Anyone who tells you to set up a SMSF is giving you financial advice. This means the person or company must have an [Australian Financial Services \(AFS\) licence](#). Check [ASIC Connect Professional Registers](#).

|             |                          |                               |             |
|-------------|--------------------------|-------------------------------|-------------|
| Client name | BCF SUPER FUND           | Fin Accounts Prepared by      | JEFFREY NG  |
| Client code | BCFSF (026)              | Date prepared                 | 28-Aug-2023 |
| Year ended  | 30-Jun-2023              | Reviewed by                   |             |
| SRN/HIN     | X0059403397 + SRN        | Date reviewed                 |             |
| Postcode    | 2320 (Old Postcode 2291) | <a href="#">Back to Cover</a> |             |

**Objective** To ensure that records are maintained in accordance with the trust deed and are consistent with SISA (1993) and general accepted accounting principles

### Accounting Records

**1 Maintenance of Records**

The super fund's financial records were inspected and appeared to be kept in order  
Minutes were inspected and it appeared that all decisions relating to the super fund were recorded  
(Attach minutes of significant matters such as appointment of auditor, commencement of pension)

Was there options trading during the financial year?

No

*If yes, please ensure a derivative risk statement is included in the financial accounts.*

**Documentation of Investment Decisions**

The super fund's minute book was reviewed and there were no matters noted that would materially effect the financial statements

**2 ATO Correspondence**

Reviewed correspondence with ATO and there were no outstanding matters of audit significance

**MINUTES OF THE MEETING OF THE TRUSTEES  
BCF SUPER FUND  
(A.B.N. 26 440 992 060)**

---

**Held at:** Suite 7, Level 5, 66 Hunter Street, Sydney NSW 2000  
**Date:** 1 July, 2022  
**Trustee:** Richard Beardshall and Jennifer Clarke and Jack Beardshall  
**Present:** Richard Beardshall and Jennifer Clarke  
**Chair:** Richard Beardshall

The trustees have resolved that the following Derivatives Risk Statement be adopted and implemented for the BCF Super Fund

**DERIVATIVES RISK STATEMENT**

**BCF Super Fund**

**INTRODUCTION**

The Superannuation Industry Supervision Act (SISA) requires a Derivatives Risk Statement (DRS) to be in effect for Superannuation Funds where a charge is given, in relation to the use of derivatives by the trustee of the fund. This document sets out the DRS of the **BCF Super Fund**, and has been designed to cover the specific requirements of Regulation 13.15A of the SIS act.

Where the trustees use the services of an Investment Adviser, and that Investment Adviser makes recommendations to the trustee which entail the use of derivatives, the trustees are still responsible for ensuring that the use and implementation of derivatives is in accordance with the aims of this DRS.

**1. POLICIES FOR THE USE OF DERIVATIVES, INCLUDING AN ANALYSIS OF THE RISKS ASSOCIATED WITH THE USE OF DERIVATIVES WITHIN THE INVESTMENT STRATEGY OF THE FUND.**

**The use of derivatives**

The trustees consider that as with any investment, derivatives must fulfill the following criteria:

- (a) a derivative investment must be intended to support the fund's overall investment strategy.
- (b) the purpose of making a specific derivative investment must be consistent with the investment objectives of the fund.
- (c) all investment guidelines in respect of each member must be complied with.

More specifically, the trustees may intend to use derivatives for the following purposes:

- (a) writing (selling) covered options to produce extra income for the fund;
- (b) hedging the portfolio against the risk of adverse movements in market prices and thereby reducing volatility;
- (c) achieving diversified exposure to an entire market through market indices;
- (d) achieving transactional efficiency through reducing the cost of achieving a required exposure;

## **Risk analysis**

The trustees are responsible for the risk management and investment decisions of the fund, including those relating to derivatives. Although professional advice may be sought, the ultimate responsibility remains with the trustees.

There are various types of risks associated with derivatives. These can be broadly categorized under the headings of market risk, basis risk, liquidity risk, credit risk, and legal risk. These risks are described below.

### **A. Market Risk**

Market risk is the risk of adverse movements in markets. It arises through the holding of any financial instrument, physical or derivative, which creates exposure to movements in prices of a security or market. The market risk associated with the use of derivatives is assessed in the context of the risk profile of the total portfolio.

The predominant market risks involved with derivatives include:

1. For “buy to open” options positions
  - the inherent higher volatility of derivatives compared to physical positions.
  - time decay, which reduces the market value of the position over time.
2. For “sell to open” options positions
  - If not covered by physical stock, losses are potentially unlimited.
  - If exercised, the fund may not be able to fulfill the contract’s obligation
3. For futures contracts
  - the inherent higher volatility of derivatives compared to physical positions.
  - the internal leverage involved can lead to higher than normal losses.
  - Losses can be potentially unlimited

### **B. Basis Risk**

Basis risk is the risk that the value of a derivative will not move in line with the related physical position.

### **D. Liquidity Risk**

There are two types of liquidity risk that arise from investing in derivatives. These are:

Market Liquidity Risk - the risk that the trustees may not be able to, or cannot easily, unwind or offset a particular position due to inadequate market depth or disruptions in the market place.

Funding Liquidity Risk - the risk that the trustees may not be able to meet the future cash flow obligations from the derivative activities such as meeting margin calls on futures contracts.

### **E. Counter-party (Credit) Risk**

Counter-party risk is the risk that a counter-party will fail to perform contractual obligations, that is default either in whole or part, under a contract.

### **F. Legal Risk**

Legal risk is the risk that a derivative contract will not be legally enforceable.



## **2. RESTRICTIONS & CONTROLS ON THE USE OF DERIVATIVES THAT TAKE INTO CONSIDERATION THE EXPERTISE OF STAFF**

With this DRS pertaining to a Self Managed Superannuation Fund, the reference to “staff” will be taken here to be referring primarily to the trustees, and secondarily to other investment personnel that the trustees may engage to execute trades or provide advice.

In order to manage & control the risks in Section 1 above, the trustees undertake to implement the following restrictions, controls, and processes:

- All open derivative positions are monitored closely on a daily basis.
- Ensuring prior to and during all derivative contracts that any and all potential expiry exercise obligations can be fulfilled by the fund, and that the exercise event is still consistent with the fund’s overall investment strategy.
- Asset allocation targets and exposure limits specified in the investment strategy(s) of the fund include both physical and derivative exposures of the portfolio. The trustees must manage portfolios to these target allocations.
- When a derivative contract is entered into, the trustee takes into consideration the likelihood that the price of a derivative will move in line with the underlying physical position and assesses whether the level of basis risk is acceptable.
- The market depth of the derivative will be assessed to control liquidity risk.
- Sufficient cash reserves are maintained in the fund to fund deposits and margin calls equal to the impact of a considered maximum movement of the net (short plus long) derivative position.
- In order to minimize both counter-party and legal risk, the trustees will use exchange traded options and futures, which are subject to market standard documentation and settlement procedures. Participants in the exchange are subject to regulation.

## **3. COMPLIANCE PROCESSES TO ENSURE THAT CONTROLS ARE EFFECTIVE**

The compliance process for the fund includes ongoing monitoring by the trustees to ensure that the above controls and procedures are effective in controlling and managing the identified risks in the use of derivatives. If deficiencies are identified, the trustees will take corrective action. The trustees will review its policies and procedures in an effort to keep current with the evolving derivatives markets and to ensure that they use derivative instruments appropriately and in the best interests of fund members. The trustees will seek advice from an expert investment professional when required to assist with this process.

**Signed**

**Richard Beardshall**

**Jennifer Clarke**

**As Trustees of BCF Super Fund**

**Date: 1 July 2022**

|                    |                          |                                 |             |
|--------------------|--------------------------|---------------------------------|-------------|
| <b>Client name</b> | BCF SUPER FUND           | <b>Fin Accounts Prepared by</b> | JEFFREY NG  |
| <b>Client code</b> | BCFSF (026)              | <b>Date prepared</b>            | 28-Aug-2023 |
| <b>Year ended</b>  | 30-Jun-2023              | <b>Reviewed by</b>              |             |
| <b>SRN/HIN</b>     | X0059403397 + SRN        | <b>Date reviewed</b>            |             |
| <b>Postcode</b>    | 2320 (Old Postcode 2291) | <a href="#">Back to Cover</a>   |             |

**Objective** To ensure the audit engagement is planned properly and performed efficiently

**All Engagements**

- 5 Copy of Trust Deed**  
Obtained a copy of the trust deed - Refer to Deed Summary (A1 & A2)  
- There were no amendments
- 6 Issues Relating to Fund History**  
Reviewed prior year accounts and workpapers and there were no ongoing issues
- 7 Audit Plan**  
Audit plan is prepared and approved by partner
- 8 Minutes**  
Reviewed Minutes of meetings for the super fund for the year and there were no items of audit significance. (If significant, please document)
- 9 Legal Advice**  
Reviewed correspondence and there was no legal advice received by the trustee during the year
- 10 Trustee Declaration**  
Sighted ATO Trustee declaration for new trustees appointed after 30th June 2007.

**New Engagements**

No

|                    |                          |                                 |             |
|--------------------|--------------------------|---------------------------------|-------------|
| <b>Client name</b> | BCF SUPER FUND           | <b>Fin Accounts Prepared by</b> | JEFFREY NG  |
| <b>Client code</b> | BCFSF (026)              | <b>Date prepared</b>            | 28-Aug-2023 |
| <b>Year ended</b>  | 30-Jun-2023              | <b>Reviewed by</b>              |             |
| <b>SRN/HIN</b>     | X0059403397 + SRN        | <b>Date reviewed</b>            |             |
| <b>Postcode</b>    | 2320 (Old Postcode 2291) | <a href="#">Back to Cover</a>   |             |

- 1 Contribution Risks**  
 All Contributions were allocated to the appropriate member(s) and agreed to employers contributions received and individual tax returns  
  
 Confirmed member contributions were received by the fund (see attached) and compared to the member's individual tax return to ensure the correct amount have been claimed as deduction.
- 2 Other Income Risks**  
 A random sample was selected (see attached chess statements) and were confirmed to share registry records. From the sample selected it was reasonable to suggest that all incomes are reported and are at correct amounts
- 3 Expenditure Risks**  
 A sample was selected (see attached) and vouched to source documents. From the sample selected it is reasonable to suggest that all expenditures incurred were related to S/F and were correctly reported
- 4 Benefits Payments Risks**  
 See Attached Member's Benefits Calculation Statement. Reviewed calculations were reasonable and in accordance with current requirements
- 5 Investments and Other Assets Risks**  
 A sample was selected and vouched to bank statements, chess statements and portfolio valuations. From the selected sample, it was reasonable that investments and other assets were held in the super fund's name (See Attached Chess Statements)  
 From the sample selected, market values agreed with those published in AFR and were appropriately reported in the accounts
- 6 Liabilities and Members Benefits Risks**  
 All investments are shares and cash and therefore the only reasonable risk of unrecorded liability is tax which was brought to balance sheet

|                    |                          |                                 |             |
|--------------------|--------------------------|---------------------------------|-------------|
| <b>Client name</b> | <b>BCF SUPER FUND</b>    | <b>Fin Accounts Prepared by</b> | JEFFREY NG  |
| <b>Client code</b> | BCFSF (026)              | <b>Date prepared</b>            | 28-Aug-2023 |
| <b>Year ended</b>  | 30-Jun-2023              | <b>Reviewed by</b>              |             |
| <b>SRN/HIN</b>     | X0059403397 + SRN        | <b>Date reviewed</b>            |             |
| <b>Postcode</b>    | 2320 (Old Postcode 2291) | <a href="#">Back to Cover</a>   |             |

**Audit Completion**

- 10 Assessment and Documentation of Going Concern**  
 Super fund has no debt other than tax and accrued members benefits  
 Super fund's assets are adequate to meet any short and long term liabilities (payments of benefits)
- 11 Commitments and Contingencies Properly Disclosed**  
 Reviewed accounts and all contingencies and commitments have been adequately review and disclosed in the financial report
- 13 Subsequent Events**  
 Reviewed correspondence and activity post year end and there were no material events Post balance date
- 14 ATO Return**  
 Viewed super fund's signed tax return and lodged and compared with audit WP
- 16 Financial Accounts**  
 All Reports in financial accounts have been signed

|                    |                          |                                 |             |
|--------------------|--------------------------|---------------------------------|-------------|
| <b>Client name</b> | <b>BCF SUPER FUND</b>    | <b>Fin Accounts Prepared by</b> | JEFFREY NG  |
| <b>Client code</b> | BCFSF (026)              | <b>Date prepared</b>            | 28-Aug-2023 |
| <b>Year ended</b>  | 30-Jun-2023              | <b>Reviewed by</b>              |             |
| <b>SRN/HIN</b>     | X0059403397 + SRN        | <b>Date reviewed</b>            |             |
| <b>Postcode</b>    | 2320 (Old Postcode 2291) | <a href="#">Back to Cover</a>   |             |

**Objective** To ensure that records are maintained in accordance with the trust deed and are consistent with general accounting principles.

**Accounting Records**

- 1 Opening Balances**  
Obtained trial balance and agreed the current year's opening balances to the closing balances from last year
- 2 Comparative Balances Agreed to Prior Year Audited Financial Statements**  
Obtained trial balance and agreed audited financial report from last year
- 3 Maintenance of Records**  
The super fund's financial records were inspected and appeared to be kept in order (5 years)  
Minutes were inspected and it appeared that all decisions relating to the S/F were recorded (Attach minutes of significance matters - these are kept for 10 years)
- 4 Other Records**  
Investment decisions were documented and updated in minute book

Investment strategy was prepared and reviewed regularly (at least annually) to take into account of risk, return, liquidity, diversification and the super fund's ability to meet its short and long term commitments.

The super fund's investments were reviewed and are within guidelines of its investment strategy.

# BCF Super Fund

## Detailed Trial Balance as at 30 June 2022

| Prior Year  |           | Description  | Current Year |           |
|---|-----------|--|--------------|-----------|
| Debits  | Credits   |  | Debits       | Credits   |
| <b>INCOME</b>                                       |           |  |              |           |
| Rollovers In  |           |  |              |           |
| -   | 25,500.00 | Mrs Jennifer Clarke  | -            | 21,250.00 |
| Contributions - Employer                            |           |  |              |           |
| -   | 25,000.00 | Mr Richard Beardshall  | -            | 27,500.00 |
| -   | 1,639.89  | Mrs Jennifer Clarke  | -            | 995.60    |
| Contributions - Member - Personal Non-Concessional  |           |  |              |           |
| -   | 5,200.00  | Mr Jack Beardshall   | -            | 3,000.00  |
| -   | 50,000.00 | Mr Richard Beardshall  | -            | -         |
| -   | 50,000.00 | Mrs Jennifer Clarke  | -            | -         |
| Realised Capital Gains - Derivative Investments     |           |  |              |           |
| 1,683.00  | -         | Creso Pharma Limited - Option Expiring 22-Jan-2023                           | -            | -         |
| -   | 11,012.70 | Deep Yellow Limited - Option Expiring 29-Oct-2021                            | -            | -         |
| -   | -         | S&P/ASX 200 - 5475.0 Put Option Expiring 20-Jul-2023                         | 13,064.96    | -         |
| -   | -         | S&P/ASX 200 - 5500.0 Put Option Expiring 20-Jul-2023                         | 2,527.94     | -         |
| -   | -         | S&P/ASX 200 - 7325.0 Put Option Expiring 21-Mar-2024                         | 16,510.38    | -         |
| -   | -         | S&P/ASX 200 - 7400.0 Put Option Expiring 16-Feb-2023                         | 7,864.96     | -         |
| -   | -         | Wcm Global Growth Limited - Option Expiring 31-Aug-2022                      | -            | 1,437.00  |
| Realised Capital Gains - Managed Investments        |           |  |              |           |
| 19,257.82   | -         | Platinum International Fund  | -            | 35,656.57 |
| Realised Capital Gains - Other Assets               |           |  |              |           |
| -   | -         | Unsettle Share Trades  | 12,425.69    | -         |
| Realised Capital Gains - Shares in Listed Companies |           |  |              |           |
| -   | 4,680.01  | Aeris Resources Limited  | -            | -         |
| 817.64  | -         | Amaero International Ltd   | -            | -         |
| 161.40  | -         | Archer Materials Limited   | -            | -         |
| -   | 1,274.96  | Ardent Leisure Group Limited   | -            | -         |
| 745.91  | -         | Aussie Broadband Limited   | -            | -         |
| -   | -         | Bailador Technology Investments Limited                                      | -            | 70.00     |
| -   | 7,649.00  | Bannerman Energy Ltd   | -            | -         |
| -   | 2,094.00  | Bard1 Life Sciences Limited  | -            | -         |
| -   | 630.00    | Bigtincan Holdings Limited   | -            | -         |
| 3,580.45  | -         | Bionomics Limited  | -            | -         |
| 1,286.99  | -         | Brainchip Holdings Ltd   | -            | -         |
| -   | 3,111.00  | Brickworks Limited   | -            | -         |
| 1,970.00  | -         | Cann Group Limited   | -            | -         |
| 13.00   | -         | Chalice Mining Limited   | -            | -         |
| -   | 1,832.44  | Change Financial Limited   | -            | -         |
| 325.00  | -         | Cirralto Limited   | -            | -         |
| -   | 1,204.01  | Cobalt Blue Holdings Limited   | -            | -         |
| -   | 3,621.98  | Coronado Global Resources Inc. - Cdi 10:1 Us Person Prohibited Excluding Qib | -            | -         |
| -   | 1,309.00  | Costa Group Holdings Limited   | -            | -         |
| 330.00  | -         | Creso Pharma Limited   | -            | -         |
| -   | 6,207.00  | De Grey Mining Limited   | -            | -         |
| -   | -         | Diversified United Investment Limited  | -            | 2,833.00  |
| -   | 917.00    | Downer Edi Limited   | -            | -         |
| 276.00  | -         | Droneshield Limited  | -            | -         |
| 3,176.00  | -         | Elixinol Wellness Limited  | -            | -         |
| -   | 2,458.17  | Evolution Mining Limited   | -            | -         |

# BCF Super Fund

## Detailed Trial Balance as at 30 June 2022

| Prior Year |           | Description  | Current Year |           |
|------------|-----------|--|--------------|-----------|
| Debits     | Credits   |  | Debits       | Credits   |
| 1,025.00   | -         | Firefinch Limited  | -            | -         |
| 623.00     | -         | Force Commodities Limited                                | -            | -         |
| -          | 11,028.52 | Galaxy Resources Limited                                 | -            | -         |
| 2,980.01   | -         | Golden Mile Resources Ltd                                | -            | -         |
| -          | 16,145.10 | Hearts And Minds Investments Limited                     | -            | 1,117.46  |
| -          | 6,010.20  | Independence Group NL                                    | -            | -         |
| -          | 1,762.99  | Ioupay Limited   | -            | -         |
| -          | 152.51    | Juno Minerals Limited                                    | -            | -         |
| 623.00     | -         | Jupiter Mines Limited.                                   | -            | -         |
| -          | 921.80    | L1 Long Short Fund Limited                               | -            | 43,391.72 |
| -          | 504.01    | Lake Resources N.L.                                      | -            | -         |
| -          | 75.00     | Little Green Pharma Ltd                                  | -            | -         |
| -          | 6,501.00  | Lynas Corporation Limited                                | -            | -         |
| -          | 802.50    | Mach7 Technologies Limited                               | -            | -         |
| 428.01     | -         | Musgrave Minerals Limited                                | -            | -         |
| -          | 2,171.00  | Nearmap Ltd  | -            | -         |
| -          | 652.87    | Neurotech International Limited                          | -            | -         |
| 280.00     | -         | Nextdc Limited   | -            | -         |
| -          | 687.00    | Novonix Limited  | -            | -         |
| -          | 2,599.01  | Nrw Holdings Limited - Ordinary Fully Paid               | -            | -         |
| 9,306.00   | -         | Nuix Limited   | -            | -         |
| -          | 2,925.99  | Openpay Group Ltd  | -            | -         |
| -          | 3,097.00  | Orocobre Limited   | -            | -         |
| -          | 5,591.01  | Paladin Energy Ltd                                       | -            | -         |
| -          | 3,601.01  | Peninsula Energy Limited                                 | -            | -         |
| -          | 534.00    | Perenti Global Limited                                   | -            | -         |
| -          | 4,347.99  | Piedmont Lithium Inc. - Chess Depository Interests 100:1 | -            | -         |
| 574.80     | -         | Pilbara Minerals Limited                                 | -            | -         |
| -          | 454.00    | Platinum Asset Management Limited                        | -            | -         |
| -          | 1,664.00  | Pointerra Limited  | -            | -         |
| -          | 1,042.00  | Pointsbet Holdings Limited                               | -            | -         |
| 446.00     | -         | Qantas Airways Limited                                   | -            | -         |
| -          | 42.00     | QBE Insurance Group Limited                              | -            | -         |
| 1,520.00   | -         | Quickfee Limited   | -            | -         |
| 4,860.00   | -         | Ramelius Resources Limited                               | -            | -         |
| -          | 2,695.99  | Redflow Limited  | -            | -         |
| 2,953.00   | -         | Resapp Health Limited                                    | -            | -         |
| 14,000.00  | -         | Resolute Mining Limited                                  | -            | 274.00    |
| 337.80     | -         | Riedel Resources Limited                                 | -            | -         |
| -          | 4,199.00  | Sandfire Resources NL                                    | -            | -         |
| 620.00     | -         | Secos Group Ltd  | -            | -         |
| -          | 2,431.00  | Sezzle Inc. - Cdi 1:1 Us Person Prohibited Excluding Qib | -            | -         |
| -          | -         | Silver Lake Resources Limited                            | 3,225.50     | -         |
| -          | 1,286.17  | South32 Limited  | -            | -         |
| 1,926.00   | -         | Splitit Payments Ltd                                     | -            | -         |
| -          | 1,155.00  | Strike Energy Limited                                    | -            | -         |
| -          | 1,096.14  | Syrah Resources Limited                                  | -            | -         |
| 1,703.23   | -         | Talga Group Ltd  | -            | -         |
| -          | 872.00    | The Star Entertainment Group Limited                     | -            | -         |
| 860.68     | -         | Thorney Opportunities Ltd                                | -            | 1,011.12  |
| -          | 12,485.13 | Thorney Technologies Ltd                                 | -            | 4,733.18  |
| 28.00      | -         | TPG Telecom Limited.                                     | -            | -         |
| -          | 242.00    | Tribeca Global Natural Resources Limited                 | -            | 21,264.04 |
| 402.90     | -         | Tuas Limited   | -            | -         |
| -          | 2,344.19  | Tyro Payments Limited                                    | -            | -         |
| -          | 1,237.00  | Uniti Group Limited                                      | -            | -         |
| -          | 1,764.00  | Venturex Resources Limited                               | -            | -         |
| -          | -         | Vgi Partners Asian Investments Limited                   | 676.00       | -         |

# BCF Super Fund

## Detailed Trial Balance as at 30 June 2022

| Prior Year   |           | Description   | Current Year |           |
|--|-----------|---|--------------|-----------|
| Debits   | Credits   |   | Debits       | Credits   |
| 188.00   | -         | Vgi Partners Global Investments Limited   | -            | -         |
| -  | 5,281.49  | Virgin Money Uk PLC - Cdi 1:1 Foreign Exempt Lse  | -            | -         |
| 693.00   | -         | Vulcan Energy Resources Limited   | -            | -         |
| -  | 4,396.03  | Wam Leaders Limited   | -            | -         |
| -  | 13,324.89 | Wam Microcap Limited  | -            | -         |
| -  | 19,108.67 | Washington H Soul Pattinson & Company Limited   | -            | -         |
| -  | 10,361.42 | Wcm Global Growth Limited   | -            | 11,867.89 |
| -  | 516.00    | Webjet Limited  | -            | -         |
| -  | 2,396.00  | Whitehaven Coal Limited   | -            | -         |
| 173.00   | -         | Whitehawk Limited   | -            | -         |
| 3.62   | -         | Zip Co Limited.   | -            | -         |
| Realised Capital Gains - Shares in Unlisted Companies  |           |   |              |           |
| -  | -         | Bitcoin   | 35,667.82    | -         |
| -  | -         | Ethereum  | 40,641.14    | -         |
| -  | -         | Litcoin   | 14,610.73    | -         |
| Realised Capital Gains - Stapled Securities            |           |   |              |           |
| 1,108.00   | -         | 360 Capital REIT - Fully Paid Units Stapled Securities  | -            | -         |
| Realised Capital Gains - Units In Listed Unit Trusts   |           |   |              |           |
| -  | -         | Betashares Australian Strong Bear (Hedge Fund) - Betashares Australian Strong Bear (Hedge Fund) | 3,085.59     | -         |
| -  | -         | ETFS Ultra Short Nasdaq 100 Hedge Fund - ETFS Ultra Short Nasdaq 100 Hedge Fund                 | 3,550.66     | -         |
| 7,906.04   | -         | Forager Australian Shares Fund - Ordinary Units Fully Paid                                      | -            | 6,510.70  |
| -  | 7,371.57  | Ophir High Conviction Fund - Ordinary Units Fully Paid  | -            | 6,868.95  |
| -  | 28,969.10 | Regal Investment Fund - Ordinary Units Fully Paid   | -            | 31,619.59 |
| Realised Capital Gains - Units In Unlisted Unit Trusts |           |   |              |           |
| 699.99   | -         | Airtasker Limited   | -            | -         |
| Distributions - Managed Investments                    |           |   |              |           |
| -  | 1,016.28  | Frazis Fund   | -            | -         |
| -  | 2,919.54  | Ophir Global High Conviction Fund   | -            | -         |
| -  | 68,552.76 | Ophir Global Opportunities Fund   | -            | -         |
| -  | 4,070.50  | Platinum International Fund   | -            | -         |
| Distributions - Stapled Securities                     |           |   |              |           |
| -  | 360.00    | 360 Capital REIT - Fully Paid Units Stapled Securities  | -            | -         |
| Distributions - Units In Listed Unit Trusts            |           |   |              |           |
| -  | -         | Betashares Australian Strong Bear (Hedge Fund) - Betashares Australian Strong Bear (Hedge Fund) | -            | 389.73    |
| -  | 1,565.72  | Forager Australian Shares Fund - Ordinary Units Fully Paid                                      | -            | 2,118.56  |
| -  | 11,542.06 | Ophir High Conviction Fund - Ordinary Units Fully Paid  | -            | 5,017.55  |
| -  | 39,007.31 | Regal Investment Fund - Ordinary Units Fully Paid   | -            | 12,168.96 |
| -  | -         | Vaneck Gold Miners ETF - Vaneck Gold Miners ETF   | -            | 777.80    |
| Dividends - Shares in Listed Companies                 |           |   |              |           |
| -  | 195.00    | Brickworks Limited  | -            | -         |
| -  | 960.00    | Hearts And Minds Investments Limited  | -            | 3,712.50  |
| -  | 300.00    | Jupiter Mines Limited.  | -            | -         |



# BCF Super Fund

## Detailed Trial Balance as at 30 June 2022

| Prior Year  |           | Description   | Current Year |          |
|---|-----------|---|--------------|----------|
| Debits  | Credits   |   | Debits       | Credits  |
| -   | 825.00    | L1 Long Short Fund Limited  | -            | 2,760.00 |
| -   | 80.00     | Nrw Holdings Limited - Ordinary Fully Paid                            | -            | -        |
| -   | 160.00    | Sandfire Resources NL   | -            | -        |
| -   | 668.00    | Thorney Opportunities Ltd   | -            | 135.00   |
| -   | 1,195.90  | Tpg Telecom Limited   | -            | -        |
| -   | -         | Vgi Partners Asian Investments Limited                                | -            | 275.00   |
| -   | 1,470.18  | Wam Microcap Limited  | -            | -        |
| -   | 595.00    | Washington H Soul Pattinson & Company Limited                         | -            | -        |
| -   | 1,500.00  | Wcm Global Growth Limited   | -            | 650.00   |
| Interest - Cash At Bank                               |           |   |              |          |
| -   | 0.24      | Bell Direct   | -            | 39.00    |
| -   | 0.94      | JBWere Cash Trust   | -            | -        |
| -   | 76.40     | NAB Cash Manager  | -            | 46.69    |
| <b>EXPENSE</b>  |           |   |              |          |
| Rollovers Out   |           |   |              |          |
| 25,500.00   | -         | Mr Richard Beardshall   | 21,250.00    | -        |
| 3,300.00  | -         | Accountancy Fee   | 3,300.00     | -        |
| 330.00  | -         | Auditor Fee   | 385.00       | -        |
| 259.00  | -         | SMSF Supervisory Levy   | 259.00       | -        |
| 33.70   | -         | Sundry  | -            | -        |
| Decrease in Market Value - Derivative Investments     |           |   |              |          |
| -   | 1,600.00  | Wcm Global Growth Limited - Option Expiring 31-Aug-2022               | 1,600.00     | -        |
| Decrease in Market Value - Managed Investments        |           |   |              |          |
| -   | 5,903.54  | Frazis Fund   | 76,394.20    | -        |
| -   | -         | OP Fund   | 14,010.00    | -        |
| -   | 39,039.31 | Ophir Global High Conviction Fund                                     | 97,112.11    | -        |
| -   | 97,105.89 | Ophir Global Opportunities Fund                                       | 150,443.49   | -        |
| -   | 52,939.04 | Platinum International Fund   | 36,049.13    | -        |
| Decrease in Market Value - Shares in Listed Companies |           |   |              |          |
| -   | 163.00    | Archer Materials Limited  | -            | -        |
| -   | -         | Bailador Technology Investments Limited                               | -            | 2,077.20 |
| -   | 616.00    | Brickworks Limited  | -            | -        |
| 1,100.00  | -         | Change Financial Limited  | -            | -        |
| -   | 2,877.00  | Diversified United Investment Limited                                 | 2,877.00     | -        |
| -   | -         | Global X Metal Securities Australia Limited. - Global X Physical GOLD | -            | 2,688.00 |
| -   | 8,982.58  | Hearts And Minds Investments Limited                                  | 55,533.46    | -        |
| -   | 763.00    | Jupiter Mines Limited.  | -            | -        |
| -   | 66,258.21 | L1 Long Short Fund Limited  | 36,269.72    | -        |
| 767.50  | -         | Mach7 Technologies Limited  | -            | -        |
| 62.00   | -         | Nearmap Ltd   | -            | -        |
| -   | 494.99    | Nrw Holdings Limited - Ordinary Fully Paid                            | -            | -        |
| -   | 3,880.10  | Pilbara Minerals Limited  | -            | -        |
| -   | 1,890.00  | Resapp Health Limited   | -            | -        |
| -   | 2,392.00  | Resolute Mining Limited   | -            | 363.00   |
| 2,125.00  | -         | Silver Lake Resources Limited   | -            | 2,125.00 |
| 189.17  | -         | South32 Limited   | -            | -        |
| -   | 15.00     | Strike Energy Limited   | -            | -        |
| -   | 3,815.00  | Syrah Resources Limited   | -            | -        |
| -   | 4,124.68  | Thorney Opportunities Ltd   | 383.02       | -        |
| -   | 5,882.86  | Thorney Technologies Ltd  | 11,628.50    | -        |
| 975.00  | -         | Tpg Telecom Limited   | -            | -        |

# BCF Super Fund

## Detailed Trial Balance as at 30 June 2022

| Prior Year  |           | Description   | Current Year |           |
|---|-----------|---|--------------|-----------|
| Debits  | Credits   |   | Debits       | Credits   |
| -   | 31,161.53 | Tribeca Global Natural Resources Limited  | 17,907.87    | -         |
| 510.58  | -         | Virgin Money Uk PLC - Cdi 1:1 Foreign Exempt Lse  | -            | -         |
| -   | 4,056.95  | Wam Leaders Limited   | -            | -         |
| -   | 1,635.57  | Wam Microcap Limited  | -            | -         |
| 2,091.50  | -         | Washington H Soul Pattinson & Company Limited   | -            | -         |
| -   | 7,853.66  | Wcm Global Growth Limited   | 10,965.86    | -         |
| -   | 1,063.00  | Webjet Limited  | -            | -         |
| Decrease in Market Value - Shares in Unlisted Companies |           |   |              |           |
| -   | -         | 1/2oz ABC Gold Cast   | -            | 1,264.00  |
| -   | -         | 1kg ABC Silver Cast Bar 999.5   | 9,540.59     | -         |
| -   | -         | 1oz Gold Beneath the Southern Skies Coin  | -            | 680.11    |
| -   | -         | 1oz Silver Kangaroo Coin  | 1,130.00     | -         |
| -   | -         | Tael ABC Gold 37.5 grams  | 6,220.98     | -         |
| Decrease in Market Value - Stapled Securities           |           |   |              |           |
| -   | 1,855.00  | 360 Capital REIT - Fully Paid Units Stapled Securities  | -            | -         |
| Decrease in Market Value - Units In Listed Unit Trusts  |           |   |              |           |
| 1,782.43  | -         | Betashares Australian Strong Bear (Hedge Fund) - Betashares Australian Strong Bear (Hedge Fund) | -            | 3,664.23  |
| 8,181.77  | -         | ETFS Ultra Short Nasdaq 100 Hedge Fund - ETFS Ultra Short Nasdaq 100 Hedge Fund                 | -            | 16,164.27 |
| -   | 35,734.21 | Forager Australian Shares Fund - Ordinary Units Fully Paid                                      | 9,974.70     | -         |
| -   | 36,729.17 | Ophir High Conviction Fund - Ordinary Units Fully Paid  | 43,892.31    | -         |
| -   | 68,205.90 | Regal Investment Fund - Ordinary Units Fully Paid   | 68,467.35    | -         |
| 3,949.68  | -         | Vaneck Gold Miners ETF - Vaneck Gold Miners ETF   | 2,707.50     | -         |
| <b>INCOME TAX</b>                                       |           |   |              |           |
| 101,377.00  | -         | Income Tax Expense  | -            | 64,687.10 |
| -   | 8.20      | Imputation Credits - Managed Investments Platinum International Fund                            | -            | -         |
| Imputation Credits - Shares in Listed Companies         |           |   |              |           |
| -   | 83.57     | Brickworks Limited  | -            | -         |
| -   | 411.43    | Hearts And Minds Investments Limited  | -            | 1,591.07  |
| -   | 353.57    | L1 Long Short Fund Limited  | -            | 1,182.86  |
| -   | 34.29     | Nrw Holdings Limited - Ordinary Fully Paid  | -            | -         |
| -   | 68.57     | Sandfire Resources NL   | -            | -         |
| -   | 286.28    | Thorney Opportunities Ltd   | -            | 47.43     |
| -   | 512.53    | Tpg Telecom Limited   | -            | -         |
| -   | -         | Vgi Partners Asian Investments Limited  | -            | 117.86    |
| -   | 630.08    | Wam Microcap Limited  | -            | -         |
| -   | 255.00    | Washington H Soul Pattinson & Company Limited   | -            | -         |
| -   | 450.00    | Wcm Global Growth Limited   | -            | 278.57    |
| Imputation Credits - Units In Listed Unit Trusts        |           |   |              |           |
| -   | 1,342.92  | Forager Australian Shares Fund - Ordinary Units Fully Paid                                      | -            | 132.00    |

# BCF Super Fund

## Detailed Trial Balance as at 30 June 2022

| Prior Year  |         | Description   | Current Year |            |
|---|---------|---|--------------|------------|
| Debits  | Credits |   | Debits       | Credits    |
| -   | 435.54  | Ophir High Conviction Fund - Ordinary Units Fully Paid  | -            | 298.82     |
| -   | 372.90  | Regal Investment Fund - Ordinary Units Fully Paid   | -            | 544.47     |
| <hr/>   |         |   |              |            |
| <b>PROFIT &amp; LOSS CLEARING ACCOUNT</b>                 |         |   |              |            |
| 789,102.74  | -       | <b>Profit &amp; Loss Clearing Account</b>   | -            | 484,755.56 |
| <hr/>   |         |   |              |            |
| <b>ASSETS</b>   |         |   |              |            |
| Derivative Investments                                    |         |   |              |            |
| 1,600.00  | -       | Wcm Global Growth Limited - Option Expiring 31-Aug-2022   | -            | -          |
| <hr/>   |         |   |              |            |
| Managed Investments                                       |         |   |              |            |
| 105,903.54  | -       | Frazis Fund   | 30,525.62    | -          |
| -   | -       | OP Fund   | 85,990.00    | -          |
| 189,074.31  | -       | Ophir Global High Conviction Fund   | 124,848.11   | -          |
| 347,140.89  | -       | Ophir Global Opportunities Fund   | 196,697.40   | -          |
| 141,014.38  | -       | Platinum International Fund   | -            | -          |
| <hr/>   |         |   |              |            |
| Shares in Listed Companies                                |         |   |              |            |
| -   | -       | Bailador Technology Investments Limited   | 36,125.00    | -          |
| 25,950.00   | -       | Diversified United Investment Limited   | -            | -          |
| -   | -       | Global X Metal Securities Australia Limited. - Global X Physical GOLD                           | 34,300.00    | -          |
| 77,760.00   | -       | Hearts And Minds Investments Limited  | 101,000.00   | -          |
| 172,720.00  | -       | L1 Long Short Fund Limited  | 51,200.00    | -          |
| 5,050.00  | -       | Resolute Mining Limited   | -            | -          |
| 12,450.00   | -       | Silver Lake Resources Limited   | -            | -          |
| 10,900.00   | -       | Thorney Opportunities Ltd   | -            | -          |
| 12,900.00   | -       | Thorney Technologies Ltd  | 22,050.00    | -          |
| 141,000.00  | -       | Tribeca Global Natural Resources Limited  | 71,400.00    | -          |
| 42,510.00   | -       | Wcm Global Growth Limited   | 46,800.00    | -          |
| <hr/>   |         |   |              |            |
| Shares in Unlisted Companies                              |         |   |              |            |
| -   | -       | 1/2oz ABC Gold Cast   | 26,046.00    | -          |
| -   | -       | 1kg ABC Silver Cast Bar 999.5   | 36,363.60    | -          |
| -   | -       | 1oz Gold Beneath the Southern Skies Coin  | 52,094.00    | -          |
| -   | -       | 1oz Silver Kangaroo Coin  | 2,900.00     | -          |
| -   | -       | Tael ABC Gold 37.5 grams  | 14,981.40    | -          |
| <hr/>   |         |   |              |            |
| Units In Listed Unit Trusts                               |         |   |              |            |
| 13,770.00   | -       | Betashares Australian Strong Bear (Hedge Fund) - Betashares Australian Strong Bear (Hedge Fund) | 14,820.00    | -          |
| 31,575.00   | -       | ETFS Ultra Short Nasdaq 100 Hedge Fund - ETFS Ultra Short Nasdaq 100 Hedge Fund                 | 21,800.00    | -          |
| 71,720.00   | -       | Forager Australian Shares Fund - Ordinary Units Fully Paid                                      | 16,200.00    | -          |
| 120,600.00  | -       | Ophir High Conviction Fund - Ordinary Units Fully Paid  | 79,200.00    | -          |
| 165,960.00  | -       | Regal Investment Fund - Ordinary Units Fully Paid   | 96,560.00    | -          |
| 33,450.00   | -       | Vaneck Gold Miners ETF - Vaneck Gold Miners ETF   | 40,970.00    | -          |
| <hr/>   |         |   |              |            |
| Cash At Bank  |         |   |              |            |
| 31,146.12   | -       | Bell Direct   | 31,869.93    | -          |
| 9,297.73  | -       | NAB Cash Manager  | 654.82       | -          |
| -   | -       | Swyftx Crypto Bank Account  | 36,154.62    | -          |
| <hr/>   |         |   |              |            |
| Unsettled Trades - Disposals - Shares in Listed Companies |         |   |              |            |
| -   | -       | L1 Long Short Fund Limited  | 6,490.00     | -          |

## BCF Super Fund

### Detailed Trial Balance as at 30 June 2022

| Prior Year                                     |           | Description   | Current Year |           |
|--|-----------|---|--------------|-----------|
| Debits   | Credits   |   | Debits       | Credits   |
|  |           | Unsettled Trades - Disposals - Units In Listed Unit Trusts                                      |              |           |
| -  | -         | Betashares Australian Strong Bear (Hedge Fund) - Betashares Australian Strong Bear (Hedge Fund) | 4,780.00     | -         |
| -  | -         | Regal Investment Fund - Ordinary Units Fully Paid   | 6,650.00     | -         |
| <hr/>  |           |   |              |           |
|  |           | DRP Residual  |              |           |
| 3.61   | -         | Australian Foundation Investment Company Limited - Ordinary Fully Paid                          | 3.61         | -         |
| 1.52   | -         | Forager Australian Shares Fund - Ordinary Units Fully Paid                                      | 1.52         | -         |
| -  | -         | Ophir Global High Conviction Fund   | 0.01         | -         |
| 0.49   | -         | Platinum Asia Investments Limited   | 0.49         | -         |
| -  | -         | Regal Investment Fund - Ordinary Units Fully Paid   | 1.87         | -         |
| 0.23   | -         | Thorney Opportunities Ltd   | 0.23         | -         |
| 0.13   | -         | Wam Active Limited  | 0.13         | -         |
| <hr/>  |           |   |              |           |
|  |           | Receivables - Investment Income Receivable - Distributions                                      |              |           |
| 1,016.28                                       | -         | Frazis Fund   | -            | -         |
| 2,885.92                                       | -         | Ophir Global High Conviction Fund   | -            | -         |
| 68,352.11                                      | -         | Ophir Global Opportunities Fund   | -            | -         |
| <hr/>  |           |   |              |           |
|  |           | Receivables - Investment Income Receivable - Distributions                                      |              |           |
| -  | -         | Betashares Australian Strong Bear (Hedge Fund) - Betashares Australian Strong Bear (Hedge Fund) | 389.73       | -         |
| 1,565.72                                       | -         | Forager Australian Shares Fund - Ordinary Units Fully Paid                                      | 1,012.50     | -         |
| 11,541.08                                      | -         | Ophir High Conviction Fund - Ordinary Units Fully Paid  | 5,011.32     | -         |
| 36,400.60                                      | -         | Regal Investment Fund - Ordinary Units Fully Paid   | 8,868.96     | -         |
| <hr/>  |           |   |              |           |
|  |           | Deferred Tax Assets   |              |           |
| -  | 53,565.90 | Unrealised Gains/Losses   | 21,654.50    | -         |
| <hr/>  |           |   |              |           |
| <b>LIABILITIES</b>                             |           |   |              |           |
|  |           | Acquisitions - Units In Listed Unit Trusts  |              |           |
| -  | -         | Regal Investment Fund - Ordinary Units Fully Paid   | -            | 11,500.00 |
| <hr/>  |           |   |              |           |
| -  | 259.00    | SMSF Supervisory Levy   | -            | 259.00    |
| <hr/>  |           |   |              |           |
| -  | 42,387.60 | Provision for Income Tax  | -            | 10,533.30 |
|  |           | Franking Credits - Managed Investments  |              |           |
| 8.20   | -         | Platinum International Fund   | -            | -         |
| <hr/>  |           |   |              |           |
|  |           | Franking Credits - Shares in Listed Companies   |              |           |
| 83.57  | -         | Brickworks Limited  | -            | -         |
| 411.43   | -         | Hearts And Minds Investments Limited  | 1,591.07     | -         |
| 353.57   | -         | L1 Long Short Fund Limited  | 1,182.86     | -         |
| 34.29  | -         | Nrw Holdings Limited - Ordinary Fully Paid  | -            | -         |
| 68.57  | -         | Sandfire Resources NL   | -            | -         |
| 286.28   | -         | Thorney Opportunities Ltd   | 47.43        | -         |
| 512.53   | -         | Tpg Telecom Limited   | -            | -         |
| -  | -         | Vgi Partners Asian Investments Limited  | 117.86       | -         |
| 630.08   | -         | Wam Microcap Limited  | -            | -         |
| 255.00   | -         | Washington H Soul Pattinson & Company Limited   | -            | -         |
| 450.00   | -         | Wcm Global Growth Limited   | 278.57       | -         |
| <hr/>  |           |   |              |           |
| Franking Credits - Units In Listed Unit Trusts |           |   |              |           |

## BCF Super Fund

### Detailed Trial Balance as at 30 June 2022

| Prior Year  |                     | Description  | Current Year        |                     |
|---|---------------------|--|---------------------|---------------------|
| Debits  | Credits             |  | Debits              | Credits             |
| 1,342.92  | -                   | Forager Australian Shares Fund - Ordinary Units Fully Paid | 132.00              | -                   |
| 435.54  | -                   | Ophir High Conviction Fund - Ordinary Units Fully Paid     | 298.82              | -                   |
| 372.90  | -                   | Regal Investment Fund - Ordinary Units Fully Paid          | 544.47              | -                   |
| Foreign Tax Credits - Managed Investments         |                     |  |                     |                     |
| 33.62   | -                   | Ophir Global High Conviction Fund                          | -                   | -                   |
| 200.65  | -                   | Ophir Global Opportunities Fund                            | -                   | -                   |
| Foreign Tax Credits - Units In Listed Unit Trusts |                     |  |                     |                     |
| -   | -                   | Forager Australian Shares Fund - Ordinary Units Fully Paid | 6.06                | -                   |
| 0.98  | -                   | Ophir High Conviction Fund - Ordinary Units Fully Paid     | 6.23                | -                   |
| 106.71  | -                   | Regal Investment Fund - Ordinary Units Fully Paid          | -                   | -                   |
| -   | -                   | Vaneck Gold Miners ETF - Vaneck Gold Miners ETF            | 140.00              | -                   |
| 470.00  | -                   | Income Tax Instalments Paid                                | 1,410.00            | -                   |
| -   | 470.00              | Activity Statement Payable/Refundable                      | -                   | -                   |
| <b>MEMBER ENTITLEMENTS</b>                        |                     |  |                     |                     |
| Mr Jack Beardshall                                |                     |  |                     |                     |
| -   | 110,544.97          | Accumulation   | -                   | 82,185.97           |
| Mr Richard Beardshall                             |                     |  |                     |                     |
| -   | 865,938.50          | Accumulation   | -                   | 625,185.12          |
| Mrs Jennifer Clarke                               |                     |  |                     |                     |
| -   | 818,150.53          | Accumulation   | -                   | 602,507.35          |
| <u>2,922,845.86</u>                               | <u>2,922,845.86</u> |  | <u>2,164,323.90</u> | <u>2,164,323.90</u> |

# BCF Super Fund

## Detailed Trial Balance as at 30 June 2023

| Prior Year  |           | Description   | Current Year |           |
|---|-----------|---|--------------|-----------|
| Debits  | Credits   |   | Debits       | Credits   |
| <b>INCOME</b>   |           |   |              |           |
| Rollovers In  |           |   |              |           |
| -   | 21,250.00 | Mrs Jennifer Clarke   | -            | 11,000.00 |
| Contributions - Employer                                |           |   |              |           |
| -   | -         | Mr Jack Beardshall  | -            | 198.85    |
| -   | 27,500.00 | Mr Richard Beardshall   | -            | -         |
| -   | 995.60    | Mrs Jennifer Clarke   | -            | -         |
| Contributions - Member - Personal Concessional          |           |   |              |           |
| -   | -         | Mr Richard Beardshall   | -            | 13,750.00 |
| -   | -         | Mrs Jennifer Clarke   | -            | 13,750.00 |
| Contributions - Member - Personal Non-Concessional      |           |   |              |           |
| -   | 3,000.00  | Mr Jack Beardshall  | -            | 2,000.00  |
| Increase in Market Value - Derivative Investments       |           |   |              |           |
| 1,600.00  | -         | Wcm Global Growth Limited - Option Expiring 31-Aug-2022   | -            | -         |
| Increase in Market Value - Managed Investments          |           |   |              |           |
| 76,394.20   | -         | Frazis Fund   | -            | 8,210.80  |
| 14,010.00   | -         | OP Fund   | -            | 9,720.00  |
| 97,112.11   | -         | Ophir Global High Conviction Fund   | -            | 13,830.40 |
| 150,443.49  | -         | Ophir Global Opportunities Fund   | -            | 34,514.30 |
| 36,049.13   | -         | Platinum International Fund   | -            | -         |
| Increase in Market Value - Shares in Listed Companies   |           |   |              |           |
| -   | 2,077.20  | Bailador Technology Investments Limited   | 11,221.00    | -         |
| 2,877.00  | -         | Diversified United Investment Limited   | -            | -         |
| -   | 2,688.00  | Global X Metal Securities Australia Limited. - Global X Physical GOLD                           | -            | 2,968.00  |
| 55,533.46   | -         | Hearts And Minds Investments Limited  | -            | 28,576.84 |
| 36,269.72   | -         | L1 Long Short Fund Limited  | -            | 6,504.50  |
| -   | -         | New Hope Corporation Limited  | 4,350.47     | -         |
| -   | 363.00    | Resolute Mining Limited   | -            | -         |
| -   | 2,125.00  | Silver Lake Resources Limited   | -            | -         |
| 383.02  | -         | Thorney Opportunities Ltd   | -            | -         |
| 11,628.50   | -         | Thorney Technologies Ltd  | -            | 3,555.00  |
| 17,907.87   | -         | Tribeca Global Natural Resources Limited  | 14,265.21    | -         |
| 10,965.86   | -         | Wcm Global Growth Limited   | -            | 1,610.54  |
| Increase in Market Value - Shares in Unlisted Companies |           |   |              |           |
| -   | 1,264.00  | 1/2oz ABC Gold Cast   | -            | 2,236.00  |
| 9,540.59  | -         | 1kg ABC Silver Cast Bar 999.5   | -            | 4,660.50  |
| -   | 680.11    | 1oz Gold Beneath the Southern Skies Coin  | -            | 4,472.00  |
| 1,130.00  | -         | 1oz Silver Kangaroo Coin  | -            | 370.00    |
| 6,220.98  | -         | Tael ABC Gold 37.5 grams  | -            | 8,887.20  |
| Increase in Market Value - Units In Listed Unit Trusts  |           |   |              |           |
| -   | 3,664.23  | Betashares Australian Strong Bear (Hedge Fund) - Betashares Australian Strong Bear (Hedge Fund) | 1,881.80     | -         |
| -   | 16,164.27 | ETFS Ultra Short Nasdaq 100 Hedge Fund - ETFS Ultra Short Nasdaq 100 Hedge Fund                 | 7,982.50     | -         |
| 9,974.70  | -         | Forager Australian Shares Fund - Ordinary Units Fully Paid                                      | -            | 1,407.56  |
| 43,892.31   | -         | Ophir High Conviction Fund - Ordinary Units Fully Paid  | -            | 1,784.56  |

# BCF Super Fund

## Detailed Trial Balance as at 30 June 2023

| Prior Year   |           | Description   | Current Year |          |
|--|-----------|---|--------------|----------|
| Debits   | Credits   |   | Debits       | Credits  |
| 68,467.35  | -         | Regal Investment Fund - Ordinary Units Fully Paid   | 1,794.82     | -        |
| 2,707.50   | -         | Vaneck Gold Miners ETF - Vaneck Gold Miners ETF   | -            | 4,370.00 |
| Distributions - Units In Listed Unit Trusts          |           |   |              |          |
| -  | 389.73    | Betashares Australian Strong Bear (Hedge Fund) - Betashares Australian Strong Bear (Hedge Fund) | -            | -        |
| -  | 2,118.56  | Forager Australian Shares Fund - Ordinary Units Fully Paid                                      | -            | 300.00   |
| -  | 5,017.55  | Ophir High Conviction Fund - Ordinary Units Fully Paid  | -            | 5,610.06 |
| -  | 12,168.96 | Regal Investment Fund - Ordinary Units Fully Paid   | -            | 7,834.55 |
| -  | 777.80    | Vaneck Gold Miners ETF - Vaneck Gold Miners ETF   | -            | 1,055.52 |
| Dividends - Shares in Listed Companies               |           |   |              |          |
| -  | -         | Bailador Technology Investments Limited   | -            | 4,535.00 |
| -  | 3,712.50  | Hearts And Minds Investments Limited  | -            | 5,737.50 |
| -  | 2,760.00  | L1 Long Short Fund Limited  | -            | 2,512.50 |
| -  | -         | MFF Capital Investments Limited   | -            | 543.56   |
| -  | 135.00    | Thorney Opportunities Ltd   | -            | -        |
| -  | -         | Tribeca Global Natural Resources Limited  | -            | 5,000.00 |
| -  | 275.00    | Vgi Partners Asian Investments Limited  | -            | -        |
| -  | 650.00    | Wcm Global Growth Limited   | -            | 2,752.00 |
| Interest - Cash At Bank                              |           |   |              |          |
| -  | 39.00     | Bell Direct   | -            | 66.31    |
| -  | 46.69     | NAB Cash Manager  | -            | 819.79   |
| <b>EXPENSE</b>                                       |           |   |              |          |
| Rollovers Out  |           |   |              |          |
| 21,250.00  | -         | Mr Richard Beardshall   | 11,000.00    | -        |
| 3,300.00   | -         | Accountancy Fee   | 3,300.00     | -        |
| 385.00   | -         | Auditor Fee   | 440.00       | -        |
| 259.00   | -         | SMSF Supervisory Levy   | 259.00       | -        |
| Realised Capital Losses - Derivative Investments     |           |   |              |          |
| 13,064.96  | -         | S&P/ASX 200 - 5475.0 Put Option Expiring 20-Jul-2023  | -            | -        |
| 2,527.94   | -         | S&P/ASX 200 - 5500.0 Put Option Expiring 20-Jul-2023  | -            | -        |
| 16,510.38  | -         | S&P/ASX 200 - 7325.0 Put Option Expiring 21-Mar-2024  | -            | -        |
| 7,864.96   | -         | S&P/ASX 200 - 7400.0 Put Option Expiring 16-Feb-2023  | -            | -        |
| -  | 1,437.00  | Wcm Global Growth Limited - Option Expiring 31-Aug-2022   | -            | -        |
| Realised Capital Losses - Managed Investments        |           |   |              |          |
| -  | 35,656.57 | Platinum International Fund   | -            | -        |
| Realised Capital Losses - Other Assets               |           |   |              |          |
| 12,425.69  | -         | Unsettle Share Trades   | -            | -        |
| Realised Capital Losses - Shares in Listed Companies |           |   |              |          |
| -  | 70.00     | Bailador Technology Investments Limited   | 165.86       | -        |
| -  | 2,833.00  | Diversified United Investment Limited   | -            | -        |
| -  | 1,117.46  | Hearts And Minds Investments Limited  | 15,736.00    | -        |
| -  | 43,391.72 | L1 Long Short Fund Limited  | 60.50        | -        |
| -  | -         | MFF Capital Investments Limited   | 414.36       | -        |

# BCF Super Fund

## Detailed Trial Balance as at 30 June 2023

| Prior Year   |            | Description   | Current Year |          |
|--|------------|---|--------------|----------|
| Debits   | Credits    |   | Debits       | Credits  |
| -  | 274.00     | Resolute Mining Limited   | -            | -        |
| 3,225.50   | -          | Silver Lake Resources Limited   | -            | -        |
| -  | 1,011.12   | Thorney Opportunities Ltd   | -            | -        |
| -  | 4,733.18   | Thorney Technologies Ltd  | 5,846.00     | -        |
| -  | 21,264.04  | Tribeca Global Natural Resources Limited  | -            | 1,902.21 |
| 676.00   | -          | Vgi Partners Asian Investments Limited  | -            | -        |
| -  | 11,867.89  | Wcm Global Growth Limited   | -            | 466.21   |
| <hr/>  |            |   |              |          |
| Realised Capital Losses - Shares in Unlisted Companies |            |   |              |          |
| 35,667.82  | -          | Bitcoin   | -            | -        |
| 40,641.14  | -          | Ethereum  | -            | -        |
| 14,610.73  | -          | Litcoin   | -            | -        |
| <hr/>  |            |   |              |          |
| Realised Capital Losses - Units In Listed Unit Trusts  |            |   |              |          |
| 3,085.59   | -          | Betashares Australian Strong Bear (Hedge Fund) - Betashares Australian Strong Bear (Hedge Fund) | 2,461.20     | -        |
| 3,550.66   | -          | ETFS Ultra Short Nasdaq 100 Hedge Fund - ETFS Ultra Short Nasdaq 100 Hedge Fund                 | -            | 7,569.50 |
| -  | 6,510.70   | Forager Australian Shares Fund - Ordinary Units Fully Paid                                      | -            | 810.60   |
| -  | -          | Global X Ultra Long Nasdaq 100 Hedge Fund - Global X Ultra Long Nasdaq 100 Hedge Fund           | -            | 2,435.00 |
| -  | 6,868.95   | Ophir High Conviction Fund - Ordinary Units Fully Paid  | -            | 366.86   |
| -  | 31,619.59  | Regal Investment Fund - Ordinary Units Fully Paid   | 3,611.30     | -        |
| <hr/>  |            |   |              |          |
| <b>INCOME TAX</b>                                      |            |   |              |          |
| -  | 64,687.10  | Income Tax Expense  | 18,316.05    | -        |
| Imputation Credits - Shares in Listed Companies        |            |   |              |          |
| -  | -          | Bailador Technology Investments Limited   | -            | 1,943.57 |
| -  | 1,591.07   | Hearts And Minds Investments Limited  | -            | 2,458.93 |
| -  | 1,182.86   | L1 Long Short Fund Limited  | -            | 1,076.79 |
| -  | -          | MFF Capital Investments Limited   | -            | 232.96   |
| -  | 47.43      | Thorney Opportunities Ltd   | -            | -        |
| -  | -          | Tribeca Global Natural Resources Limited  | -            | 2,142.86 |
| -  | 117.86     | Vgi Partners Asian Investments Limited  | -            | -        |
| -  | 278.57     | Wcm Global Growth Limited   | -            | 1,179.43 |
| <hr/>  |            |   |              |          |
| Imputation Credits - Units In Listed Unit Trusts       |            |   |              |          |
| -  | 132.00     | Forager Australian Shares Fund - Ordinary Units Fully Paid                                      | -            | 26.62    |
| -  | 298.82     | Ophir High Conviction Fund - Ordinary Units Fully Paid  | -            | 700.62   |
| -  | 544.47     | Regal Investment Fund - Ordinary Units Fully Paid   | -            | 1,373.05 |
| -  | -          | Vaneck Gold Miners ETF - Vaneck Gold Miners ETF   | -            | 57.87    |
| <hr/>  |            |   |              |          |
| <b>PROFIT &amp; LOSS CLEARING ACCOUNT</b>              |            |   |              |          |
| -  | 484,755.56 | <b>Profit &amp; Loss Clearing Account</b>   | 136,780.85   | -        |
| <hr/>  |            |   |              |          |
| <b>ASSETS</b>  |            |   |              |          |
| 30,525.62  | -          | Managed Investments<br>Frazis Fund  | 68,736.42    | -        |



# BCF Super Fund

## Detailed Trial Balance as at 30 June 2023

| Prior Year  |           | Description   | Current Year |         |
|---|-----------|---|--------------|---------|
| Debits  | Credits   |   | Debits       | Credits |
| 85,990.00   | -         | OP Fund   | 95,710.00    | -       |
| 124,848.11  | -         | Ophir Global High Conviction Fund   | 138,678.51   | -       |
| 196,697.40  | -         | Ophir Global Opportunities Fund   | 231,211.70   | -       |
| Shares in Listed Companies                                    |           |   |              |         |
| 36,125.00   | -         | Bailador Technology Investments Limited   | 58,250.00    | -       |
| 34,300.00   | -         | Global X Metal Securities Australia Limited. - Global X Physical GOLD                           | 37,268.00    | -       |
| 101,000.00  | -         | Hearts And Minds Investments Limited  | 107,350.00   | -       |
| 51,200.00   | -         | L1 Long Short Fund Limited  | 78,680.00    | -       |
| -   | -         | New Hope Corporation Limited  | 53,350.00    | -       |
| 22,050.00   | -         | Thorney Technologies Ltd  | 21,000.00    | -       |
| 71,400.00   | -         | Tribeca Global Natural Resources Limited  | 75,680.00    | -       |
| 46,800.00   | -         | Wcm Global Growth Limited   | 35,850.00    | -       |
| Shares in Unlisted Companies                                  |           |   |              |         |
| 26,046.00   | -         | 1/2oz ABC Gold Cast   | 28,282.00    | -       |
| 36,363.60   | -         | 1kg ABC Silver Cast Bar 999.5   | 41,024.10    | -       |
| 52,094.00   | -         | 1oz Gold Beneath the Southern Skies Coin  | 56,566.00    | -       |
| 2,900.00  | -         | 1oz Silver Kangaroo Coin  | 3,270.00     | -       |
| 14,981.40   | -         | Tael ABC Gold 37.5 grams  | 23,868.60    | -       |
| Units In Listed Unit Trusts                                   |           |   |              |         |
| 14,820.00   | -         | Betashares Australian Strong Bear (Hedge Fund) - Betashares Australian Strong Bear (Hedge Fund) | -            | -       |
| 21,800.00   | -         | ETFS Ultra Short Nasdaq 100 Hedge Fund - ETFS Ultra Short Nasdaq 100 Hedge Fund                 | -            | -       |
| 16,200.00   | -         | Forager Australian Shares Fund - Ordinary Units Fully Paid                                      | -            | -       |
| 79,200.00   | -         | Ophir High Conviction Fund - Ordinary Units Fully Paid  | 121,000.00   | -       |
| 96,560.00   | -         | Regal Investment Fund - Ordinary Units Fully Paid   | 93,100.00    | -       |
| 40,970.00   | -         | Vaneck Gold Miners ETF - Vaneck Gold Miners ETF   | 45,340.00    | -       |
| Cash At Bank  |           |   |              |         |
| 31,869.93   | -         | Bell Direct   | 2,328.64     | -       |
| 654.82  | -         | NAB Cash Manager  | 6,177.62     | -       |
| 36,154.62   | -         | Swyftx Crypto Bank Account  | 154.62       | -       |
| Unsettled Trades - Acquisitions - Units In Listed Unit Trusts |           |   |              |         |
| -   | 11,500.00 | Regal Investment Fund - Ordinary Units Fully Paid   | -            | -       |
| Unsettled Trades - Disposals - Shares in Listed Companies     |           |   |              |         |
| 6,490.00  | -         | L1 Long Short Fund Limited  | -            | -       |
| Unsettled Trades - Disposals - Units In Listed Unit Trusts    |           |   |              |         |
| 4,780.00  | -         | Betashares Australian Strong Bear (Hedge Fund) - Betashares Australian Strong Bear (Hedge Fund) | -            | -       |
| 6,650.00  | -         | Regal Investment Fund - Ordinary Units Fully Paid   | -            | -       |
| DRP Residual  |           |   |              |         |
| 3.61  | -         | Australian Foundation Investment Company Limited - Ordinary Fully Paid                          | 3.61         | -       |
| 1.52  | -         | Forager Australian Shares Fund - Ordinary Units Fully Paid                                      | 1.52         | -       |
| 0.01  | -         | Ophir Global High Conviction Fund   | 0.01         | -       |
| 0.49  | -         | Platinum Asia Investments Limited   | 0.49         | -       |

# BCF Super Fund

## Detailed Trial Balance as at 30 June 2023

| Prior Year   |           | Description   | Current Year |          |
|--|-----------|---|--------------|----------|
| Debits   | Credits   |   | Debits       | Credits  |
| 1.87   | -         | Regal Investment Fund - Ordinary Units Fully Paid   | 1.87         | -        |
| 0.23   | -         | Thorney Opportunities Ltd   | 0.23         | -        |
| 0.13   | -         | Wam Active Limited  | 0.13         | -        |
| <hr/>  |           |   |              |          |
| Receivables - Investment Income Receivable - Distributions             |           |   |              |          |
| 389.73   | -         | Betashares Australian Strong Bear (Hedge Fund) - Betashares Australian Strong Bear (Hedge Fund) | -            | -        |
| 1,012.50   | -         | Forager Australian Shares Fund - Ordinary Units Fully Paid                                      | -            | -        |
| 5,011.32   | -         | Ophir High Conviction Fund - Ordinary Units Fully Paid  | 5,575.93     | -        |
| 8,868.96   | -         | Regal Investment Fund - Ordinary Units Fully Paid   | 2,722.18     | -        |
| -  | -         | Vaneck Gold Miners ETF - Vaneck Gold Miners ETF   | 920.00       | -        |
| <hr/>  |           |   |              |          |
| Deferred Tax Assets  |           |   |              |          |
| -  | -         | Carried Forward Capital Losses  | 538.30       | -        |
| 21,654.50  | -         | Unrealised Gains/Losses   | 11,821.30    | -        |
| <hr/>  |           |   |              |          |
| Current Tax Assets   |           |   |              |          |
| -  | 10,533.30 | Provision for Income Tax  | -            | 8,482.85 |
| Current Tax Assets - Franking Credits - Shares in Listed Companies     |           |   |              |          |
| -  | -         | Bailador Technology Investments Limited   | 1,943.57     | -        |
| 1,591.07   | -         | Hearts And Minds Investments Limited  | 2,458.93     | -        |
| 1,182.86   | -         | L1 Long Short Fund Limited  | 1,076.79     | -        |
| -  | -         | MFF Capital Investments Limited   | 232.96       | -        |
| 47.43  | -         | Thorney Opportunities Ltd   | -            | -        |
| -  | -         | Tribeca Global Natural Resources Limited  | 2,142.86     | -        |
| 117.86   | -         | Vgi Partners Asian Investments Limited  | -            | -        |
| 278.57   | -         | Wcm Global Growth Limited   | 1,179.43     | -        |
| <hr/>  |           |   |              |          |
| Current Tax Assets - Franking Credits - Units In Listed Unit Trusts    |           |   |              |          |
| 132.00   | -         | Forager Australian Shares Fund - Ordinary Units Fully Paid                                      | 26.62        | -        |
| 298.82   | -         | Ophir High Conviction Fund - Ordinary Units Fully Paid  | 700.62       | -        |
| 544.47   | -         | Regal Investment Fund - Ordinary Units Fully Paid   | 1,373.05     | -        |
| -  | -         | Vaneck Gold Miners ETF - Vaneck Gold Miners ETF   | 57.87        | -        |
| <hr/>  |           |   |              |          |
| Current Tax Assets - Foreign Tax Credits - Units In Listed Unit Trusts |           |   |              |          |
| 6.06   | -         | Forager Australian Shares Fund - Ordinary Units Fully Paid                                      | -            | -        |
| 6.23   | -         | Ophir High Conviction Fund - Ordinary Units Fully Paid  | 35.37        | -        |
| -  | -         | Regal Investment Fund - Ordinary Units Fully Paid   | 114.07       | -        |
| 140.00   | -         | Vaneck Gold Miners ETF - Vaneck Gold Miners ETF   | 135.52       | -        |
| <hr/>  |           |   |              |          |
| Current Tax Assets   |           |   |              |          |
| 1,410.00   | -         | Income Tax Instalments Paid   | -            | -        |
| -  | -         | Change in Carried Forward Losses  | -            | 538.30   |
| <hr/>  |           |   |              |          |
| <b>LIABILITIES</b>   |           |   |              |          |
| -  | 259.00    | SMSF Supervisory Levy   | -            | 259.00   |
| <hr/>  |           |   |              |          |
| <b>MEMBER ENTITLEMENTS</b>   |           |   |              |          |

# BCF Super Fund

## Detailed Trial Balance as at 30 June 2023

| Prior Year          |                     | Description                           | Current Year        |                     |
|---------------------|---------------------|---------------------------------------|---------------------|---------------------|
| Debits              | Credits             |                                       | Debits              | Credits             |
| -                   | 82,185.97           | Mr Jack Beardshall<br>Accumulation    | -                   | 91,365.28           |
| -                   | 625,185.12          | Mr Richard Beardshall<br>Accumulation | -                   | 678,014.28          |
| -                   | 602,507.35          | Mrs Jennifer Clarke<br>Accumulation   | -                   | 677,279.73          |
| <u>2,164,323.90</u> | <u>2,164,323.90</u> |                                       | <u>1,695,826.36</u> | <u>1,695,826.36</u> |

**BCF Super Fund**  
**General Ledger Account Movement**  
**For the period from 1 July 2022 to 30 June 2023**

| Date  | Description   | Quantity | Debits | Credits   | Balance      |
|---|---|----------|--------|-----------|--------------|
| <b>Income</b>   |   |          |        |           |              |
| <b>Member Receipts</b>                                    |   |          |        |           |              |
| <b>Rollovers In</b>                                       |   |          |        |           |              |
| <b>Mrs Jennifer Clarke</b>                                |   |          |        |           |              |
| 01/07/2022  | Opening Balance                                       |          |        |           | 0.00         |
| 01/07/2022  | Rollover In   |          |        | 11,000.00 | 11,000.00 CR |
| 30/06/2023  | Closing Balance                                       |          |        |           | 11,000.00 CR |
| <b>Contributions - Employer</b>                           |   |          |        |           |              |
| <b>Mr Jack Beardshall</b>                                 |   |          |        |           |              |
| 01/07/2022  | Opening Balance                                       |          |        |           | 0.00         |
| 04/05/2023  | Employer Contribution: Harvest Pub Operations Pty Ltd |          |        | 198.85    | 198.85 CR    |
| 30/06/2023  | Closing Balance                                       |          |        |           | 198.85 CR    |
| <b>Contributions - Member - Personal Concessional</b>     |   |          |        |           |              |
| <b>Mr Richard Beardshall</b>                              |   |          |        |           |              |
| 01/07/2022  | Opening Balance                                       |          |        |           | 0.00         |
| 01/07/2022  | INTERNET TRANSFER ONLINE V6958772144 q1 super rdb     |          |        | 3,437.50  | 3,437.50 CR  |
| 05/10/2022  | INTERNET TRANSFER ONLINE V1734037378 rdb super q2     |          |        | 3,437.50  | 6,875.00 CR  |
| 09/01/2023  | INTERNET TRANSFER ONLINE T9420551273 rdb super q3     |          |        | 3,437.50  | 10,312.50 CR |
| 03/04/2023  | INTERNET TRANSFER ONLINE B6056175202 rdb super q4     |          |        | 3,437.50  | 13,750.00 CR |
| 30/06/2023  | Closing Balance                                       |          |        |           | 13,750.00 CR |
| <b>Mrs Jennifer Clarke</b>                                |   |          |        |           |              |
| 01/07/2022  | Opening Balance                                       |          |        |           | 0.00         |
| 01/07/2022  | INTERNET TRANSFER ONLINE V6958772144 q1 super rdb     |          |        | 3,437.50  | 3,437.50 CR  |
| 05/10/2022  | INTERNET TRANSFER ONLINE V1734037378 rdb super q2     |          |        | 3,437.50  | 6,875.00 CR  |
| 09/01/2023  | INTERNET TRANSFER ONLINE T9420551273 rdb super q3     |          |        | 3,437.50  | 10,312.50 CR |
| 03/04/2023  | INTERNET TRANSFER ONLINE B6056175202 rdb super q4     |          |        | 3,437.50  | 13,750.00 CR |
| 30/06/2023  | Closing Balance                                       |          |        |           | 13,750.00 CR |
| <b>Contributions - Member - Personal Non-Concessional</b> |   |          |        |           |              |
| <b>Mr Jack Beardshall</b>                                 |   |          |        |           |              |
| 01/07/2022  | Opening Balance                                       |          |        |           | 0.00         |
| 01/11/2022  | MR JACK HENRY BEARDS                                  |          |        | 2,000.00  | 2,000.00 CR  |
| 30/06/2023  | Closing Balance                                       |          |        |           | 2,000.00 CR  |
| <b>Investment Gains</b>                                   |   |          |        |           |              |
| <b>Increase in Market Value - Managed Investments</b>     |   |          |        |           |              |
| <b>Frazis Fund</b>  |   |          |        |           |              |
| 01/07/2022  | Opening Balance                                       |          |        |           | 0.00         |
| 30/06/2023  | Market Value Adjustment                               |          |        | 8,210.80  | 8,210.80 CR  |
| 30/06/2023  | Closing Balance                                       |          |        |           | 8,210.80 CR  |
| <b>OP Fund</b>  |   |          |        |           |              |
| 01/07/2022  | Opening Balance                                       |          |        |           | 0.00         |
| 30/06/2023  | Market Value Adjustment                               |          |        | 9,720.00  | 9,720.00 CR  |
| 30/06/2023  | Closing Balance                                       |          |        |           | 9,720.00 CR  |
| <b>Ophir Global High Conviction Fund</b>                  |   |          |        |           |              |
| 01/07/2022  | Opening Balance                                       |          |        |           | 0.00         |
| 30/06/2023  | Market Value Adjustment                               |          |        | 13,830.40 | 13,830.40 CR |
| 30/06/2023  | Closing Balance                                       |          |        |           | 13,830.40 CR |

**BCF Super Fund**  
**General Ledger Account Movement**  
**For the period from 1 July 2022 to 30 June 2023**

| Date   | Description             | Quantity | Debits    | Credits   | Balance             |
|--|-------------------------|----------|-----------|-----------|---------------------|
| <b>Income</b>  |                         |          |           |           |                     |
| <b>Ophir Global Opportunities Fund</b>                                       |                         |          |           |           |                     |
| 01/07/2022   | Opening Balance         |          |           |           | 0.00                |
| 30/06/2023   | Market Value Adjustment |          |           | 34,514.30 | 34,514.30 CR        |
| 30/06/2023   | Closing Balance         |          |           |           | <b>34,514.30 CR</b> |
| <b>Increase in Market Value - Shares in Listed Companies</b>                 |                         |          |           |           |                     |
| <b>Bailador Technology Investments Limited</b>                               |                         |          |           |           |                     |
| 01/07/2022   | Opening Balance         |          |           |           | 0.00                |
| 30/06/2023   | Market Value Adjustment |          | 11,221.00 |           | 11,221.00 DR        |
| 30/06/2023   | Closing Balance         |          |           |           | <b>11,221.00 DR</b> |
| <b>Global X Metal Securities Australia Limited. - Global X Physical GOLD</b> |                         |          |           |           |                     |
| 01/07/2022   | Opening Balance         |          |           |           | 0.00                |
| 30/06/2023   | Market Value Adjustment |          |           | 2,968.00  | 2,968.00 CR         |
| 30/06/2023   | Closing Balance         |          |           |           | <b>2,968.00 CR</b>  |
| <b>Hearts And Minds Investments Limited</b>                                  |                         |          |           |           |                     |
| 01/07/2022   | Opening Balance         |          |           |           | 0.00                |
| 30/06/2023   | Market Value Adjustment |          |           | 28,576.84 | 28,576.84 CR        |
| 30/06/2023   | Closing Balance         |          |           |           | <b>28,576.84 CR</b> |
| <b>L1 Long Short Fund Limited</b>  |                         |          |           |           |                     |
| 01/07/2022   | Opening Balance         |          |           |           | 0.00                |
| 30/06/2023   | Market Value Adjustment |          |           | 6,504.50  | 6,504.50 CR         |
| 30/06/2023   | Closing Balance         |          |           |           | <b>6,504.50 CR</b>  |
| <b>New Hope Corporation Limited</b>  |                         |          |           |           |                     |
| 01/07/2022   | Opening Balance         |          |           |           | 0.00                |
| 30/06/2023   | Market Value Adjustment |          | 4,350.47  |           | 4,350.47 DR         |
| 30/06/2023   | Closing Balance         |          |           |           | <b>4,350.47 DR</b>  |
| <b>Thorney Technologies Ltd</b>  |                         |          |           |           |                     |
| 01/07/2022   | Opening Balance         |          |           |           | 0.00                |
| 30/06/2023   | Market Value Adjustment |          |           | 3,555.00  | 3,555.00 CR         |
| 30/06/2023   | Closing Balance         |          |           |           | <b>3,555.00 CR</b>  |
| <b>Tribeca Global Natural Resources Limited</b>                              |                         |          |           |           |                     |
| 01/07/2022   | Opening Balance         |          |           |           | 0.00                |
| 30/06/2023   | Market Value Adjustment |          | 14,265.21 |           | 14,265.21 DR        |
| 30/06/2023   | Closing Balance         |          |           |           | <b>14,265.21 DR</b> |
| <b>Wcm Global Growth Limited</b>   |                         |          |           |           |                     |
| 01/07/2022   | Opening Balance         |          |           |           | 0.00                |
| 30/06/2023   | Market Value Adjustment |          |           | 1,610.54  | 1,610.54 CR         |
| 30/06/2023   | Closing Balance         |          |           |           | <b>1,610.54 CR</b>  |
| <b>Increase in Market Value - Shares in Unlisted Companies</b>               |                         |          |           |           |                     |
| <b>1/2oz ABC Gold Cast</b>   |                         |          |           |           |                     |
| 01/07/2022   | Opening Balance         |          |           |           | 0.00                |
| 30/06/2023   | Market Value Adjustment |          |           | 2,236.00  | 2,236.00 CR         |
| 30/06/2023   | Closing Balance         |          |           |           | <b>2,236.00 CR</b>  |
| <b>1kg ABC Silver Cast Bar 999.5</b>   |                         |          |           |           |                     |
| 01/07/2022   | Opening Balance         |          |           |           | 0.00                |
| 30/06/2023   | Market Value Adjustment |          |           | 4,660.50  | 4,660.50 CR         |
| 30/06/2023   | Closing Balance         |          |           |           | <b>4,660.50 CR</b>  |

**BCF Super Fund**  
**General Ledger Account Movement**  
**For the period from 1 July 2022 to 30 June 2023**

| Date  | Description                            | Quantity     | Debits    | Credits   | Balance      |
|---|--|--------------|-----------|-----------|--------------|
| <b>Income</b>   |  |              |           |           |              |
| <b>1oz Gold Beneath the Southern Skies Coin</b>   |  |              |           |           |              |
| 01/07/2022  | Opening Balance                        |              |           |           | 0.00         |
| 30/06/2023  | Market Value Adjustment                |              |           | 4,472.00  | 4,472.00 CR  |
| 30/06/2023  | Closing Balance                        |              |           |           | 4,472.00 CR  |
| <b>1oz Silver Kangaroo Coin</b>   |  |              |           |           |              |
| 01/07/2022  | Opening Balance                        |              |           |           | 0.00         |
| 30/06/2023  | Market Value Adjustment                |              |           | 370.00    | 370.00 CR    |
| 30/06/2023  | Closing Balance                        |              |           |           | 370.00 CR    |
| <b>Tael ABC Gold 37.5 grams</b>   |  |              |           |           |              |
| 01/07/2022  | Opening Balance                        |              |           |           | 0.00         |
| 30/06/2023  | Market Value Adjustment                |              |           | 8,887.20  | 8,887.20 CR  |
| 30/06/2023  | Closing Balance                        |              |           |           | 8,887.20 CR  |
| <b>Increase in Market Value - Units In Listed Unit Trusts</b>                                       |  |              |           |           |              |
| <b>Betashares Australian Strong Bear (Hedge Fund) - Betashares Australian Strong Bear (Hedge Fu</b> |  |              |           |           |              |
| 01/07/2022  | Opening Balance                        |              |           |           | 0.00         |
| 30/06/2023  | Market Value Adjustment                |              | 1,881.80  |           | 1,881.80 DR  |
| 30/06/2023  | Closing Balance                        |              |           |           | 1,881.80 DR  |
| <b>ETFS Ultra Short Nasdaq 100 Hedge Fund - ETFS Ultra Short Nasdaq 100 Hedge Fund</b>              |  |              |           |           |              |
| 01/07/2022  | Opening Balance                        |              |           |           | 0.00         |
| 30/06/2023  | Market Value Adjustment                |              | 7,982.50  |           | 7,982.50 DR  |
| 30/06/2023  | Closing Balance                        |              |           |           | 7,982.50 DR  |
| <b>Forager Australian Shares Fund - Ordinary Units Fully Paid</b>                                   |  |              |           |           |              |
| 01/07/2022  | Opening Balance                        |              |           |           | 0.00         |
| 30/06/2023  | Market Value Adjustment                |              |           | 1,407.56  | 1,407.56 CR  |
| 30/06/2023  | Closing Balance                        |              |           |           | 1,407.56 CR  |
| <b>Ophir High Conviction Fund - Ordinary Units Fully Paid</b>                                       |  |              |           |           |              |
| 01/07/2022  | Opening Balance                        |              |           |           | 0.00         |
| 30/06/2023  | Market Value Adjustment                |              |           | 1,784.56  | 1,784.56 CR  |
| 30/06/2023  | Closing Balance                        |              |           |           | 1,784.56 CR  |
| <b>Regal Investment Fund - Ordinary Units Fully Paid</b>  |  |              |           |           |              |
| 01/07/2022  | Opening Balance                        |              |           |           | 0.00         |
| 30/06/2023  | Market Value Adjustment                |              | 1,794.82  |           | 1,794.82 DR  |
| 30/06/2023  | Closing Balance                        |              |           |           | 1,794.82 DR  |
| <b>Vaneck Gold Miners ETF - Vaneck Gold Miners ETF</b>  |  |              |           |           |              |
| 01/07/2022  | Opening Balance                        |              |           |           | 0.00         |
| 30/06/2023  | Market Value Adjustment                |              |           | 4,370.00  | 4,370.00 CR  |
| 30/06/2023  | Closing Balance                        |              |           |           | 4,370.00 CR  |
| <b>Disposal Suspense - Shares in Listed Companies</b>   |  |              |           |           |              |
| <b>Bailador Technology Investments Limited</b>  |  |              |           |           |              |
| 01/07/2022  | Opening Balance                        | 0.00000      |           |           | 0.00         |
| 12/07/2022  | Sale of 5000 units of BT1 @ \$1.387792 | 5,000.00000  |           | 6,927.14  | 6,927.14 CR  |
| 12/07/2022  | Sale of 5000 units of BT1 @ \$1.387792 | -5,000.00000 | 6,927.14  |           | 0.00 CR      |
| 12/07/2022  | Sale of 5000 units of BT1 @ \$1.389764 | 5,000.00000  |           | 6,937.00  | 6,937.00 CR  |
| 12/07/2022  | Sale of 5000 units of BT1 @ \$1.389764 | -5,000.00000 | 6,937.00  |           | 0.00 CR      |
| 30/06/2023  | Closing Balance                        | 0.00000      |           |           | 0.00         |
| <b>Hearts And Minds Investments Limited</b>   |  |              |           |           |              |
| 01/07/2022  | Opening Balance                        | 0.00000      |           |           | 0.00         |
| 12/07/2022  | Sale of 5000 units of HM1 @ \$2.209764 | 5,000.00000  |           | 11,037.00 | 11,037.00 CR |
| 12/07/2022  | Sale of 5000 units of HM1 @ \$2.209764 | -5,000.00000 | 11,037.00 |           | 0.00 CR      |
| 08/08/2022  | Sale of 2500 units of HM1 @ \$2.519456 | 2,500.00000  |           | 6,285.00  | 6,285.00 CR  |
| 08/08/2022  | Sale of 2500 units of HM1 @ \$2.519456 | -2,500.00000 | 6,285.00  |           | 0.00 CR      |
| 23/02/2023  | Sale of 2500 units of HM1 @ \$2.609528 | 2,500.00000  |           | 6,512.00  | 6,512.00 CR  |
| 23/02/2023  | Sale of 2500 units of HM1 @ \$2.609528 | -2,500.00000 | 6,512.00  |           | 0.00 CR      |
| 30/06/2023  | Closing Balance                        | 0.00000      |           |           | 0.00         |

**BCF Super Fund**  
**General Ledger Account Movement**  
**For the period from 1 July 2022 to 30 June 2023**

| Date  | Description                             | Quantity      | Debits    | Credits   | Balance      |
|---|---|---------------|-----------|-----------|--------------|
| <b>Income</b>                                   |   |               |           |           |              |
| <b>L1 Long Short Fund Limited</b>               |   |               |           |           |              |
| 01/07/2022                                      | Opening Balance                         | 0.00000       |           |           | 0.00         |
| 12/08/2022                                      | Sale of 2500 units of LSF @ \$2.609456  | 2,500.00000   |           | 6,510.00  | 6,510.00 CR  |
| 12/08/2022                                      | Sale of 2500 units of LSF @ \$2.609456  | -2,500.00000  | 6,510.00  |           | 0.00 CR      |
| 03/02/2023                                      | Sale of 3000 units of LSF @ \$2.869547  | 3,000.00000   |           | 8,595.00  | 8,595.00 CR  |
| 03/02/2023                                      | Sale of 3000 units of LSF @ \$2.869547  | -3,000.00000  | 8,595.00  |           | 0.00 CR      |
| 22/03/2023                                      | Sale of 2500 units of LSF @ \$2.679456  | 2,500.00000   |           | 6,685.00  | 6,685.00 CR  |
| 22/03/2023                                      | Sale of 2500 units of LSF @ \$2.679456  | -2,500.00000  | 6,685.00  |           | 0.00 CR      |
| 29/03/2023                                      | Sale of 2500 units of LSF @ \$2.719456  | 2,500.00000   |           | 6,785.00  | 6,785.00 CR  |
| 29/03/2023                                      | Sale of 2500 units of LSF @ \$2.719456  | -2,500.00000  | 6,785.00  |           | 0.00 CR      |
| 30/06/2023                                      | Closing Balance                         | 0.00000       |           |           | 0.00         |
| <b>MFF Capital Investments Limited</b>          |   |               |           |           |              |
| 01/07/2022                                      | Opening Balance                         | 0.00000       |           |           | 0.00         |
| 24/08/2022                                      | Sale of 1036 units of MFF @ \$2.588861  | 1,036.00000   |           | 2,670.24  | 2,670.24 CR  |
| 24/08/2022                                      | Sale of 1036 units of MFF @ \$2.588861  | -1,036.00000  | 2,670.24  |           | 0.00 CR      |
| 28/10/2022                                      | Sale of 5964 units of MFF @ \$2.349619  | 5,964.00000   |           | 13,990.40 | 13,990.40 CR |
| 28/10/2022                                      | Sale of 5964 units of MFF @ \$2.349619  | -5,964.00000  | 13,990.40 |           | 0.00 CR      |
| 08/06/2023                                      | Sale of 5000 units of MFF @ \$2.649546  | 5,000.00000   |           | 13,225.00 | 13,225.00 CR |
| 08/06/2023                                      | Sale of 5000 units of MFF @ \$2.649546  | -5,000.00000  | 13,225.00 |           | 0.00 CR      |
| 30/06/2023                                      | Closing Balance                         | 0.00000       |           |           | 0.00         |
| <b>Thorney Technologies Ltd</b>                 |   |               |           |           |              |
| 01/07/2022                                      | Opening Balance                         | 0.00000       |           |           | 0.00         |
| 22/07/2022                                      | Sale of 15000 units of TEK @ \$0.244921 | 15,000.00000  |           | 3,662.00  | 3,662.00 CR  |
| 22/07/2022                                      | Sale of 15000 units of TEK @ \$0.244921 | -15,000.00000 | 3,662.00  |           | 0.00 CR      |
| 28/07/2022                                      | Sale of 15000 units of TEK @ \$0.259921 | 15,000.00000  |           | 3,887.00  | 3,887.00 CR  |
| 28/07/2022                                      | Sale of 15000 units of TEK @ \$0.259921 | -15,000.00000 | 3,887.00  |           | 0.00 CR      |
| 16/02/2023                                      | Sale of 30000 units of TEK @ \$0.214955 | 30,000.00000  |           | 6,435.00  | 6,435.00 CR  |
| 16/02/2023                                      | Sale of 30000 units of TEK @ \$0.214955 | -30,000.00000 | 6,435.00  |           | 0.00 CR      |
| 19/04/2023                                      | Sale of 30000 units of TEK @ \$0.189955 | 30,000.00000  |           | 5,685.00  | 5,685.00 CR  |
| 19/04/2023                                      | Sale of 30000 units of TEK @ \$0.189955 | -30,000.00000 | 5,685.00  |           | 0.00 CR      |
| 30/06/2023                                      | Closing Balance                         | 0.00000       |           |           | 0.00         |
| <b>Tribeca Global Natural Resources Limited</b> |   |               |           |           |              |
| 01/07/2022                                      | Opening Balance                         | 0.00000       |           |           | 0.00         |
| 02/02/2023                                      | Sale of 5000 units of TGF @ \$2.449546  | 5,000.00000   |           | 12,225.00 | 12,225.00 CR |
| 02/02/2023                                      | Sale of 5000 units of TGF @ \$2.449546  | -5,000.00000  | 12,225.00 |           | 0.00 CR      |
| 30/06/2023                                      | Closing Balance                         | 0.00000       |           |           | 0.00         |
| <b>Wcm Global Growth Limited</b>                |   |               |           |           |              |
| 01/07/2022                                      | Opening Balance                         | 0.00000       |           |           | 0.00         |
| 12/07/2022                                      | Sale of 8000 units of WQG @ \$1.226071  | 8,000.00000   |           | 9,796.75  | 9,796.75 CR  |
| 12/07/2022                                      | Sale of 8000 units of WQG @ \$1.226071  | -8,000.00000  | 9,796.75  |           | 0.00 CR      |
| 16/02/2023                                      | Sale of 5000 units of WQG @ \$1.149728  | 5,000.00000   |           | 5,735.00  | 5,735.00 CR  |
| 16/02/2023                                      | Sale of 5000 units of WQG @ \$1.149728  | -5,000.00000  | 5,735.00  |           | 0.00 CR      |
| 22/02/2023                                      | Sale of 245 units of WQG @ \$1.154449   | 245.00000     |           | 269.20    | 269.20 CR    |
| 22/02/2023                                      | Sale of 245 units of WQG @ \$1.154449   | -245.00000    | 269.20    |           | 0.00 CR      |
| 23/02/2023                                      | Sale of 4755 units of WQG @ \$1.16      | 4,755.00000   |           | 5,515.80  | 5,515.80 CR  |
| 23/02/2023                                      | Sale of 4755 units of WQG @ \$1.16      | -4,755.00000  | 5,515.80  |           | 0.00 CR      |
| 10/05/2023                                      | Sale of 5000 units of WQG @ \$1.204728  | 5,000.00000   |           | 6,010.00  | 6,010.00 CR  |
| 10/05/2023                                      | Sale of 5000 units of WQG @ \$1.204728  | -5,000.00000  | 6,010.00  |           | 0.00 CR      |
| 15/05/2023                                      | Sale of 1494 units of WQG @ \$1.21409   | 1,494.00000   |           | 1,800.21  | 1,800.21 CR  |
| 15/05/2023                                      | Sale of 1494 units of WQG @ \$1.21409   | -1,494.00000  | 1,800.21  |           | 0.00 CR      |
| 16/05/2023                                      | Sale of 3506 units of WQG @ \$1.215     | 3,506.00000   |           | 4,259.79  | 4,259.79 CR  |
| 16/05/2023                                      | Sale of 3506 units of WQG @ \$1.215     | -3,506.00000  | 4,259.79  |           | 0.00 CR      |
| 22/05/2023                                      | Sale of 5000 units of WQG @ \$1.229728  | 5,000.00000   |           | 6,135.00  | 6,135.00 CR  |
| 22/05/2023                                      | Sale of 5000 units of WQG @ \$1.229728  | -5,000.00000  | 6,135.00  |           | 0.00 CR      |
| 30/06/2023                                      | Closing Balance                         | 0.00000       |           |           | 0.00         |

**BCF Super Fund**  
**General Ledger Account Movement**  
**For the period from 1 July 2022 to 30 June 2023**

| Date  | Description                                     | Quantity      | Debits    | Credits   | Balance      |
|---|---|---------------|-----------|-----------|--------------|
| <b>Income</b>   |   |               |           |           |              |
| <b>Disposal Suspense - Shares in Unlisted Companies</b>   |   |               |           |           |              |
| <b>TGF_R</b>  |   |               |           |           |              |
| 01/07/2022  | Opening Balance                                 | 0.00000       |           |           | 0.00         |
| 12/04/2023  | TGF_R to TGF; 1:4 NON-RENOUCE ISSUE OF ORD SHAR | 0,000.00000   |           |           | 0.00 CR      |
| 12/04/2023  | TGF_R to TGF; 1:4 NON-RENOUCE ISSUE OF ORD SHAR | 0,000.00000   |           |           | 0.00 CR      |
| 30/06/2023  | Closing Balance                                 | 0.00000       |           |           | 0.00         |
| <b>Disposal Suspense - Units In Listed Unit Trusts</b>  |   |               |           |           |              |
| <b>Betashares Australian Strong Bear (Hedge Fund) - Betashares Australian Strong Bear (Hedge Fu</b> |   |               |           |           |              |
| 01/07/2022  | Opening Balance                                 | 0.00000       |           |           | 0.00         |
| 08/07/2022  | Sale of 1500 units of BBOZ @ \$4.579093         | 1,500.00000   |           | 6,855.00  | 6,855.00 CR  |
| 08/07/2022  | Sale of 1500 units of BBOZ @ \$4.579093         | -1,500.00000  | 6,855.00  |           | 0.00 CR      |
| 25/10/2022  | Sale of 1500 units of BBOZ @ \$4.169093         | 1,500.00000   |           | 6,240.00  | 6,240.00 CR  |
| 25/10/2022  | Sale of 1500 units of BBOZ @ \$4.169093         | -1,500.00000  | 6,240.00  |           | 0.00 CR      |
| 16/11/2022  | Sale of 2000 units of BBOZ @ \$3.69932          | 2,000.00000   |           | 7,385.00  | 7,385.00 CR  |
| 16/11/2022  | Sale of 2000 units of BBOZ @ \$3.69932          | -2,000.00000  | 7,385.00  |           | 0.00 CR      |
| 16/06/2023  | Sale of 4000 units of BBOZ @ \$3.459432         | 4,000.00000   |           | 13,815.00 | 13,815.00 CR |
| 16/06/2023  | Sale of 4000 units of BBOZ @ \$3.459432         | -4,000.00000  | 13,815.00 |           | 0.00 CR      |
| 30/06/2023  | Closing Balance                                 | 0.00000       |           |           | 0.00         |
| <b>ETFS Ultra Short Nasdaq 100 Hedge Fund - ETFS Ultra Short Nasdaq 100 Hedge Fund</b>              |   |               |           |           |              |
| 01/07/2022  | Opening Balance                                 | 0.00000       |           |           | 0.00         |
| 06/07/2022  | Sale of 1500 units of SNAS @ \$5.189093         | 1,500.00000   |           | 7,770.00  | 7,770.00 CR  |
| 06/07/2022  | Sale of 1500 units of SNAS @ \$5.189093         | -1,500.00000  | 7,770.00  |           | 0.00 CR      |
| 25/10/2022  | Sale of 1000 units of SNAS @ \$5.17864          | 1,000.00000   |           | 5,165.00  | 5,165.00 CR  |
| 25/10/2022  | Sale of 1000 units of SNAS @ \$5.17864          | -1,000.00000  | 5,165.00  |           | 0.00 CR      |
| 09/01/2023  | Sale of 3000 units of SNAS @ \$5.399243         | 3,000.00000   |           | 16,175.00 | 16,175.00 CR |
| 09/01/2023  | Sale of 3000 units of SNAS @ \$5.399243         | -3,000.00000  | 16,175.00 |           | 0.00 CR      |
| 30/06/2023  | Closing Balance                                 | 0.00000       |           |           | 0.00         |
| <b>Forager Australian Shares Fund - Ordinary Units Fully Paid</b>                                   |   |               |           |           |              |
| 01/07/2022  | Opening Balance                                 | 0.00000       |           |           | 0.00         |
| 20/09/2022  | Sale of 5000 units of FOR @ \$1.329728          | 5,000.00000   |           | 6,635.00  | 6,635.00 CR  |
| 20/09/2022  | Sale of 5000 units of FOR @ \$1.329728          | -5,000.00000  | 6,635.00  |           | 0.00 CR      |
| 28/11/2022  | Sale of 5000 units of FOR @ \$1.319728          | 5,000.00000   |           | 6,585.00  | 6,585.00 CR  |
| 28/11/2022  | Sale of 5000 units of FOR @ \$1.319728          | -5,000.00000  | 6,585.00  |           | 0.00 CR      |
| 29/12/2022  | Sale of 10000 units of FOR @ \$1.359773         | 10,000.00000  |           | 13,575.00 | 13,575.00 CR |
| 29/12/2022  | Sale of 10000 units of FOR @ \$1.359773         | -10,000.00000 | 13,575.00 |           | 0.00 CR      |
| 30/06/2023  | Closing Balance                                 | 0.00000       |           |           | 0.00         |
| <b>Global X Ultra Long Nasdaq 100 Hedge Fund - Global X Ultra Long Nasdaq 100 Hedge Fund</b>        |   |               |           |           |              |
| 01/07/2022  | Opening Balance                                 | 0.00000       |           |           | 0.00         |
| 08/06/2023  | Sale of 1500 units of LNAS @ \$7.578487         | 1,500.00000   |           | 11,345.00 | 11,345.00 CR |
| 08/06/2023  | Sale of 1500 units of LNAS @ \$7.578487         | -1,500.00000  | 11,345.00 |           | 0.00 CR      |
| 30/06/2023  | Closing Balance                                 | 0.00000       |           |           | 0.00         |
| <b>Ophir High Conviction Fund - Ordinary Units Fully Paid</b>                                       |   |               |           |           |              |
| 01/07/2022  | Opening Balance                                 | 0.00000       |           |           | 0.00         |
| 06/07/2022  | Sale of 3000 units of OPH @ \$2.599547          | 3,000.00000   |           | 7,785.00  | 7,785.00 CR  |
| 06/07/2022  | Sale of 3000 units of OPH @ \$2.599547          | -3,000.00000  | 7,785.00  |           | 0.00 CR      |
| 19/07/2022  | Sale of 3000 units of OPH @ \$2.669607          | 3,000.00000   |           | 7,997.00  | 7,997.00 CR  |
| 19/07/2022  | Sale of 3000 units of OPH @ \$2.669607          | -3,000.00000  | 7,997.00  |           | 0.00 CR      |
| 11/08/2022  | Sale of 2500 units of OPH @ \$2.739456          | 2,500.00000   |           | 6,835.00  | 6,835.00 CR  |
| 11/08/2022  | Sale of 2500 units of OPH @ \$2.739456          | -2,500.00000  | 6,835.00  |           | 0.00 CR      |
| 23/08/2022  | Sale of 2500 units of OPH @ \$2.619528          | 2,500.00000   |           | 6,537.00  | 6,537.00 CR  |
| 23/08/2022  | Sale of 2500 units of OPH @ \$2.619528          | -2,500.00000  | 6,537.00  |           | 0.00 CR      |
| 20/04/2023  | Sale of 412 units of OPH @ \$2.516699           | 412.00000     |           | 1,023.24  | 1,023.24 CR  |
| 20/04/2023  | Sale of 412 units of OPH @ \$2.516699           | -412.00000    | 1,023.24  |           | 0.00 CR      |
| 21/04/2023  | Sale of 2088 units of OPH @ \$2.52              | 2,088.00000   |           | 5,261.76  | 5,261.76 CR  |
| 21/04/2023  | Sale of 2088 units of OPH @ \$2.52              | -2,088.00000  | 5,261.76  |           | 0.00 CR      |
| 25/05/2023  | Sale of 2500 units of OPH @ \$2.449456          | 2,500.00000   |           | 6,110.00  | 6,110.00 CR  |
| 25/05/2023  | Sale of 2500 units of OPH @ \$2.449456          | -2,500.00000  | 6,110.00  |           | 0.00 CR      |



**BCF Super Fund**  
**General Ledger Account Movement**  
**For the period from 1 July 2022 to 30 June 2023**

| Date  | Description  | Quantity     | Debits    | Credits   | Balance      |
|---|--|--------------|-----------|-----------|--------------|
| <b>Income</b>   |  |              |           |           |              |
| 30/06/2023  | Closing Balance                                      | 0.00000      |           |           | 0.00         |
| <b>Regal Investment Fund - Ordinary Units Fully Paid</b>          |  |              |           |           |              |
| 01/07/2022  | Opening Balance                                      | 0.00000      |           |           | 0.00         |
| 04/07/2022  | Sale of 2000 units of RF1 @ \$2.97932                | 2,000.00000  |           | 5,945.00  | 5,945.00 CR  |
| 04/07/2022  | Sale of 2000 units of RF1 @ \$2.97932                | -2,000.00000 | 5,945.00  |           | 0.00 CR      |
| 05/07/2022  | Sale of 2000 units of RF1 @ \$3.05932                | 2,000.00000  |           | 6,105.00  | 6,105.00 CR  |
| 05/07/2022  | Sale of 2000 units of RF1 @ \$3.05932                | -2,000.00000 | 6,105.00  |           | 0.00 CR      |
| 20/07/2022  | Sale of 2500 units of RF1 @ \$3.259528               | 2,500.00000  |           | 8,137.00  | 8,137.00 CR  |
| 20/07/2022  | Sale of 2500 units of RF1 @ \$3.259528               | -2,500.00000 | 8,137.00  |           | 0.00 CR      |
| 14/09/2022  | Sale of 2500 units of RF1 @ \$3.289456               | 2,500.00000  |           | 8,210.00  | 8,210.00 CR  |
| 14/09/2022  | Sale of 2500 units of RF1 @ \$3.289456               | -2,500.00000 | 8,210.00  |           | 0.00 CR      |
| 06/12/2022  | Sale of 5000 units of RF1 @ \$3.079546               | 5,000.00000  |           | 15,375.00 | 15,375.00 CR |
| 06/12/2022  | Sale of 5000 units of RF1 @ \$3.079546               | -5,000.00000 | 15,375.00 |           | 0.00 CR      |
| 06/04/2023  | Sale of 2500 units of RF1 @ \$2.779456               | 2,500.00000  |           | 6,935.00  | 6,935.00 CR  |
| 06/04/2023  | Sale of 2500 units of RF1 @ \$2.779456               | -2,500.00000 | 6,935.00  |           | 0.00 CR      |
| 20/06/2023  | Sale of 1822 units of RF1 @ \$2.759254               | 1,822.00000  |           | 5,013.72  | 5,013.72 CR  |
| 20/06/2023  | Sale of 1822 units of RF1 @ \$2.759254               | -1,822.00000 | 5,013.72  |           | 0.00 CR      |
| 30/06/2023  | Closing Balance                                      | 0.00000      |           |           | 0.00         |
| <b>Investment Income</b>  |  |              |           |           |              |
| <b>Distributions - Units In Listed Unit Trusts</b>                |  |              |           |           |              |
| <b>Forager Australian Shares Fund - Ordinary Units Fully Paid</b> |  |              |           |           |              |
| 01/07/2022  | Opening Balance                                      |              |           |           | 0.00         |
| 29/12/2022  | Distribution - Tax Statement                         |              |           |           | 0.00 CR      |
| 29/12/2022  | FOR AUD DRP SUSP                                     |              |           | 300.00    | 300.00 CR    |
| 30/06/2023  | Closing Balance                                      |              |           |           | 300.00 CR    |
| <b>Ophir High Conviction Fund - Ordinary Units Fully Paid</b>     |  |              |           |           |              |
| 01/07/2022  | Opening Balance                                      |              |           |           | 0.00         |
| 30/06/2023  | Distribution - Tax Statement                         |              |           | 35.37     | 35.37 CR     |
| 30/06/2023  | OPH AUD 0.014012 FRANKED, 30% CTR, 0.000707 CFI, DR  |              |           | 5,574.69  | 5,610.06 CR  |
| 30/06/2023  | Closing Balance                                      |              |           |           | 5,610.06 CR  |
| <b>Regal Investment Fund - Ordinary Units Fully Paid</b>          |  |              |           |           |              |
| 01/07/2022  | Opening Balance                                      |              |           |           | 0.00         |
| 30/12/2022  | RF1 AUD DRP NIL DISC                                 |              |           | 4,998.30  | 4,998.30 CR  |
| 30/06/2023  | Distribution - Tax Statement                         |              |           | 40.22     | 5,038.52 CR  |
| 30/06/2023  | Distribution - Tax Statement                         |              |           | 73.85     | 5,112.37 CR  |
| 30/06/2023  | RF1 AUD DRP NIL DISC                                 |              |           | 2,722.18  | 7,834.55 CR  |
| 30/06/2023  | Closing Balance                                      |              |           |           | 7,834.55 CR  |
| <b>Vaneck Gold Miners ETF - Vaneck Gold Miners ETF</b>            |  |              |           |           |              |
| 01/07/2022  | Opening Balance                                      |              |           |           | 0.00         |
| 30/06/2023  | Distribution - Tax Statement                         |              |           | 135.52    | 135.52 CR    |
| 30/06/2023  | GDX AUD DRP  |              |           | 920.00    | 1,055.52 CR  |
| 30/06/2023  | Closing Balance                                      |              |           |           | 1,055.52 CR  |
| <b>Dividends - Shares in Listed Companies</b>                     |  |              |           |           |              |
| <b>Bailador Technology Investments Limited</b>                    |  |              |           |           |              |
| 01/07/2022  | Opening Balance                                      |              |           |           | 0.00         |
| 16/09/2022  | BTI AUD 0.037 SPEC, 0.074 FRANKED, 30% CTR, DRP 2.5% |              |           | 2,960.00  | 2,960.00 CR  |
| 02/03/2023  | BTI AUD 0.035 FRANKED, 30% CTR, DRP 2.5% DISC        |              |           | 1,575.00  | 4,535.00 CR  |
| 30/06/2023  | Closing Balance                                      |              |           |           | 4,535.00 CR  |

**BCF Super Fund**  
**General Ledger Account Movement**  
**For the period from 1 July 2022 to 30 June 2023**

| Date  | Description   | Quantity | Debits | Credits  | Balance     |
|---|---|----------|--------|----------|-------------|
| <b>Income</b>                                   |   |          |        |          |             |
| <b>Hearts And Minds Investments Limited</b>     |   |          |        |          |             |
| 01/07/2022                                      | Opening Balance                                     |          |        |          | 0.00        |
| 13/04/2023                                      | HM1 AUD 0.135 FRANKED, 30% CTR, DRP NIL DISC        |          |        | 5,737.50 | 5,737.50 CR |
| 30/06/2023                                      | Closing Balance                                     |          |        |          | 5,737.50 CR |
| <b>L1 Long Short Fund Limited</b>               |   |          |        |          |             |
| 01/07/2022                                      | Opening Balance                                     |          |        |          | 0.00        |
| 30/09/2022                                      | LSF AUD 0.045 FRANKED, 30% CTR, DRP NIL DISC        |          |        | 1,012.50 | 1,012.50 CR |
| 04/04/2023                                      | LSF AUD 0.05 FRANKED, 30% CTR, DRP NIL DISC         |          |        | 1,500.00 | 2,512.50 CR |
| 30/06/2023                                      | Closing Balance                                     |          |        |          | 2,512.50 CR |
| <b>MFF Capital Investments Limited</b>          |   |          |        |          |             |
| 01/07/2022                                      | Opening Balance                                     |          |        |          | 0.00        |
| 04/11/2022                                      | MFF AUD 0.04 FRANKED, 30% CTR, DRP NIL DISC         |          |        | 318.56   | 318.56 CR   |
| 12/05/2023                                      | MFF AUD 0.045 FRANKED, 30% CTR, DRP NIL DISC        |          |        | 225.00   | 543.56 CR   |
| 30/06/2023                                      | Closing Balance                                     |          |        |          | 543.56 CR   |
| <b>Tribeca Global Natural Resources Limited</b> |   |          |        |          |             |
| 01/07/2022                                      | Opening Balance                                     |          |        |          | 0.00        |
| 05/05/2023                                      | TGF AUD 0.075 SPEC, 0.125 FRANKED, 30% CTR, DRP NIL |          |        | 5,000.00 | 5,000.00 CR |
| 30/06/2023                                      | Closing Balance                                     |          |        |          | 5,000.00 CR |
| <b>Wcm Global Growth Limited</b>                |   |          |        |          |             |
| 01/07/2022                                      | Opening Balance                                     |          |        |          | 0.00        |
| 30/09/2022                                      | WQG AUD 0.03 FRANKED, 30% CTR, DRP 3% DISC          |          |        | 960.00   | 960.00 CR   |
| 31/03/2023                                      | WQG AUD 0.0325 FRANKED, 30% CTR, DRP 3% DISC        |          |        | 1,300.00 | 2,260.00 CR |
| 30/06/2023                                      | WQG AUD 0.0164 FRANKED, 30% CTR, DRP 3% DISC        |          |        | 492.00   | 2,752.00 CR |
| 30/06/2023                                      | Closing Balance                                     |          |        |          | 2,752.00 CR |
| <b>Interest - Cash At Bank</b>                  |   |          |        |          |             |
| <b>Bell Direct</b>                              |   |          |        |          |             |
| 01/07/2022                                      | Opening Balance                                     |          |        |          | 0.00        |
| 31/10/2022                                      | Capitalised Accrued Interest for EOM                |          |        | 2.40     | 2.40 CR     |
| 30/11/2022                                      | Capitalised Accrued Interest for EOM                |          |        | 3.76     | 6.16 CR     |
| 31/12/2022                                      | Capitalised Accrued Interest for EOM                |          |        | 6.56     | 12.72 CR    |
| 31/01/2023                                      | Capitalised Accrued Interest for EOM                |          |        | 10.59    | 23.31 CR    |
| 28/02/2023                                      | Capitalised Accrued Interest for EOM                |          |        | 7.50     | 30.81 CR    |
| 31/03/2023                                      | Capitalised Accrued Interest for EOM                |          |        | 10.17    | 40.98 CR    |
| 30/04/2023                                      | Capitalised Accrued Interest for EOM                |          |        | 6.22     | 47.20 CR    |
| 31/05/2023                                      | Capitalised Accrued Interest for EOM                |          |        | 11.65    | 58.85 CR    |
| 30/06/2023                                      | Capitalised Accrued Interest for EOM                |          |        | 7.46     | 66.31 CR    |
| 30/06/2023                                      | Closing Balance                                     |          |        |          | 66.31 CR    |
| <b>NAB Cash Manager</b>                         |   |          |        |          |             |
| 01/07/2022                                      | Opening Balance                                     |          |        |          | 0.00        |
| 29/07/2022                                      | Credit interest                                     |          |        | 2.22     | 2.22 CR     |
| 31/08/2022                                      | Credit interest                                     |          |        | 9.32     | 11.54 CR    |
| 30/09/2022                                      | Credit interest                                     |          |        | 15.20    | 26.74 CR    |
| 31/10/2022                                      | Credit interest                                     |          |        | 36.48    | 63.22 CR    |
| 30/11/2022                                      | Credit interest                                     |          |        | 98.49    | 161.71 CR   |
| 30/12/2022                                      | Credit interest                                     |          |        | 115.59   | 277.30 CR   |
| 31/01/2023                                      | Credit interest                                     |          |        | 135.40   | 412.70 CR   |
| 28/02/2023                                      | Credit interest                                     |          |        | 83.23    | 495.93 CR   |
| 31/03/2023                                      | Credit interest                                     |          |        | 83.55    | 579.48 CR   |
| 28/04/2023                                      | Credit interest                                     |          |        | 107.44   | 686.92 CR   |
| 31/05/2023                                      | Credit interest                                     |          |        | 111.94   | 798.86 CR   |
| 30/06/2023                                      | Credit interest                                     |          |        | 20.93    | 819.79 CR   |
| 30/06/2023                                      | Closing Balance                                     |          |        |          | 819.79 CR   |

**BCF Super Fund**  
**General Ledger Account Movement**  
**For the period from 1 July 2022 to 30 June 2023**

| Date  | Description                                     | Quantity | Debits    | Credits  | Balance      |
|---|---|----------|-----------|----------|--------------|
| <b>Expenses</b>   |   |          |           |          |              |
| <b>Member Payments</b>                                      |   |          |           |          |              |
| <b>Rollovers Out</b>  |   |          |           |          |              |
| <b>Mr Richard Beardshall</b>                                |   |          |           |          |              |
| 01/07/2022  | Opening Balance                                 |          |           |          | 0.00         |
| 01/07/2022  | Spouse Split                                    |          | 11,000.00 |          | 11,000.00 DR |
| 30/06/2023  | Closing Balance                                 |          |           |          | 11,000.00 DR |
| <b>Other Expenses</b>                                       |   |          |           |          |              |
| <b>Accountancy Fee</b>                                      |   |          |           |          |              |
| 01/07/2022  | Opening Balance                                 |          |           |          | 0.00         |
| 06/06/2023  | INTERNET TRANSFER INTERNET TRANSFER 7399 BCFSF  |          | 3,300.00  |          | 3,300.00 DR  |
| 30/06/2023  | Closing Balance                                 |          |           |          | 3,300.00 DR  |
| <b>Auditor Fee</b>  |   |          |           |          |              |
| 01/07/2022  | Opening Balance                                 |          |           |          | 0.00         |
| 05/06/2023  | INTERNET TRANSFER INTERNET TRANSFER 137430 1 BC |          | 440.00    |          | 440.00 DR    |
| 30/06/2023  | Closing Balance                                 |          |           |          | 440.00 DR    |
| <b>SMSF Supervisory Levy</b>                                |   |          |           |          |              |
| 01/07/2022  | Opening Balance                                 |          |           |          | 0.00         |
| 30/06/2023  | SMSF Supervisory Levy                           |          | 259.00    |          | 259.00 DR    |
| 30/06/2023  | Closing Balance                                 |          |           |          | 259.00 DR    |
| <b>Investment Losses</b>                                    |   |          |           |          |              |
| <b>Realised Capital Losses - Shares in Listed Companies</b> |   |          |           |          |              |
| <b>Bailador Technology Investments Limited</b>              |   |          |           |          |              |
| 01/07/2022  | Opening Balance                                 |          |           |          | 0.00         |
| 12/07/2022  | Sale of 5000 units of BTI @ \$1.387792          |          | 62.86     |          | 62.86 DR     |
| 12/07/2022  | Sale of 5000 units of BTI @ \$1.389764          |          | 103.00    |          | 165.86 DR    |
| 30/06/2023  | Closing Balance                                 |          |           |          | 165.86 DR    |
| <b>Hearts And Minds Investments Limited</b>                 |   |          |           |          |              |
| 01/07/2022  | Opening Balance                                 |          |           |          | 0.00         |
| 12/07/2022  | Sale of 5000 units of HM1 @ \$2.209764          |          | 9,012.17  |          | 9,012.17 DR  |
| 08/08/2022  | Sale of 2500 units of HM1 @ \$2.519456          |          | 3,475.42  |          | 12,487.59 DR |
| 23/02/2023  | Sale of 2500 units of HM1 @ \$2.609528          |          | 3,248.41  |          | 15,736.00 DR |
| 30/06/2023  | Closing Balance                                 |          |           |          | 15,736.00 DR |
| <b>L1 Long Short Fund Limited</b>                           |   |          |           |          |              |
| 01/07/2022  | Opening Balance                                 |          |           |          | 0.00         |
| 12/08/2022  | Sale of 2500 units of LSF @ \$2.609456          |          |           | 297.00   | 297.00 CR    |
| 03/02/2023  | Sale of 3000 units of LSF @ \$2.869547          |          | 30.00     |          | 267.00 CR    |
| 22/03/2023  | Sale of 2500 units of LSF @ \$2.679456          |          | 253.89    |          | 13.11 CR     |
| 29/03/2023  | Sale of 2500 units of LSF @ \$2.719456          |          | 73.61     |          | 60.50 DR     |
| 30/06/2023  | Closing Balance                                 |          |           |          | 60.50 DR     |
| <b>MFF Capital Investments Limited</b>                      |   |          |           |          |              |
| 01/07/2022  | Opening Balance                                 |          |           |          | 0.00         |
| 24/08/2022  | Sale of 1036 units of MFF @ \$2.588861          |          | 69.98     |          | 69.98 DR     |
| 28/10/2022  | Sale of 5964 units of MFF @ \$2.349619          |          | 1,654.38  |          | 1,724.36 DR  |
| 08/06/2023  | Sale of 5000 units of MFF @ \$2.649546          |          |           | 1,310.00 | 414.36 DR    |
| 30/06/2023  | Closing Balance                                 |          |           |          | 414.36 DR    |
| <b>Thorney Technologies Ltd</b>                             |   |          |           |          |              |
| 01/07/2022  | Opening Balance                                 |          |           |          | 0.00         |
| 22/07/2022  | Sale of 15000 units of TEK @ \$0.244921         |          | 1,153.00  |          | 1,153.00 DR  |
| 28/07/2022  | Sale of 15000 units of TEK @ \$0.259921         |          | 853.00    |          | 2,006.00 DR  |
| 16/02/2023  | Sale of 30000 units of TEK @ \$0.214955         |          | 1,845.00  |          | 3,851.00 DR  |
| 19/04/2023  | Sale of 30000 units of TEK @ \$0.189955         |          | 1,995.00  |          | 5,846.00 DR  |
| 30/06/2023  | Closing Balance                                 |          |           |          | 5,846.00 DR  |

**BCF Super Fund**  
**General Ledger Account Movement**  
**For the period from 1 July 2022 to 30 June 2023**

| Date  | Description                             | Quantity | Debits   | Credits  | Balance     |
|---|---|----------|----------|----------|-------------|
| <b>Expenses</b>   |   |          |          |          |             |
| <b>Tribeca Global Natural Resources Limited</b>   |   |          |          |          |             |
| 01/07/2022  | Opening Balance                         |          |          |          | 0.00        |
| 02/02/2023  | Sale of 5000 units of TGF @ \$2.449546  |          |          | 1,902.21 | 1,902.21 CR |
| 30/06/2023  | Closing Balance                         |          |          |          | 1,902.21 CR |
| <b>Wcm Global Growth Limited</b>  |   |          |          |          |             |
| 01/07/2022  | Opening Balance                         |          |          |          | 0.00        |
| 12/07/2022  | Sale of 8000 units of WQG @ \$1.226071  |          |          | 17.85    | 17.85 CR    |
| 16/02/2023  | Sale of 5000 units of WQG @ \$1.149728  |          | 174.38   |          | 156.53 DR   |
| 22/02/2023  | Sale of 245 units of WQG @ \$1.154449   |          | 20.36    |          | 176.89 DR   |
| 23/02/2023  | Sale of 4755 units of WQG @ \$1.16      |          | 82.86    |          | 259.75 DR   |
| 10/05/2023  | Sale of 5000 units of WQG @ \$1.204728  |          |          | 153.50   | 106.25 DR   |
| 15/05/2023  | Sale of 1494 units of WQG @ \$1.21409   |          |          | 63.29    | 42.96 DR    |
| 16/05/2023  | Sale of 3506 units of WQG @ \$1.215     |          |          | 183.71   | 140.75 CR   |
| 22/05/2023  | Sale of 5000 units of WQG @ \$1.229728  |          |          | 325.46   | 466.21 CR   |
| 30/06/2023  | Closing Balance                         |          |          |          | 466.21 CR   |
| <b>Realised Capital Losses - Units In Listed Unit Trusts</b>  |   |          |          |          |             |
| <b>Betashares Australian Strong Bear (Hedge Fund) - Betashares Australian Strong Bear (Hedge Fu</b> |   |          |          |          |             |
| 01/07/2022  | Opening Balance                         |          |          |          | 0.00        |
| 08/07/2022  | Sale of 1500 units of BBOZ @ \$4.579093 |          |          | 346.55   | 346.55 CR   |
| 25/10/2022  | Sale of 1500 units of BBOZ @ \$4.169093 |          | 834.75   |          | 488.20 DR   |
| 16/11/2022  | Sale of 2000 units of BBOZ @ \$3.69932  |          | 1,403.00 |          | 1,891.20 DR |
| 16/06/2023  | Sale of 4000 units of BBOZ @ \$3.459432 |          | 570.00   |          | 2,461.20 DR |
| 30/06/2023  | Closing Balance                         |          |          |          | 2,461.20 DR |
| <b>ETFs Ultra Short Nasdaq 100 Hedge Fund - ETFs Ultra Short Nasdaq 100 Hedge Fund</b>              |   |          |          |          |             |
| 01/07/2022  | Opening Balance                         |          |          |          | 0.00        |
| 06/07/2022  | Sale of 1500 units of SNAS @ \$5.189093 |          |          | 1,717.50 | 1,717.50 CR |
| 25/10/2022  | Sale of 1000 units of SNAS @ \$5.17864  |          |          | 16.33    | 1,733.83 CR |
| 09/01/2023  | Sale of 3000 units of SNAS @ \$5.399243 |          |          | 5,835.67 | 7,569.50 CR |
| 30/06/2023  | Closing Balance                         |          |          |          | 7,569.50 CR |
| <b>Forager Australian Shares Fund - Ordinary Units Fully Paid</b>                                   |   |          |          |          |             |
| 01/07/2022  | Opening Balance                         |          |          |          | 0.00        |
| 20/09/2022  | Sale of 5000 units of FOR @ \$1.329728  |          | 447.82   |          | 447.82 DR   |
| 28/11/2022  | Sale of 5000 units of FOR @ \$1.319728  |          |          | 183.92   | 263.90 DR   |
| 29/12/2022  | Sale of 10000 units of FOR @ \$1.359773 |          |          | 1,074.50 | 810.60 CR   |
| 30/06/2023  | Closing Balance                         |          |          |          | 810.60 CR   |
| <b>Global X Ultra Long Nasdaq 100 Hedge Fund - Global X Ultra Long Nasdaq 100 Hedge Fund</b>        |   |          |          |          |             |
| 01/07/2022  | Opening Balance                         |          |          |          | 0.00        |
| 08/06/2023  | Sale of 1500 units of LNAS @ \$7.578487 |          |          | 2,435.00 | 2,435.00 CR |
| 30/06/2023  | Closing Balance                         |          |          |          | 2,435.00 CR |
| <b>Ophir High Conviction Fund - Ordinary Units Fully Paid</b>                                       |   |          |          |          |             |
| 01/07/2022  | Opening Balance                         |          |          |          | 0.00        |
| 06/07/2022  | Sale of 3000 units of OPH @ \$2.599547  |          | 106.74   |          | 106.74 DR   |
| 19/07/2022  | Sale of 3000 units of OPH @ \$2.669607  |          |          | 482.00   | 375.26 CR   |
| 11/08/2022  | Sale of 2500 units of OPH @ \$2.739456  |          |          | 320.00   | 695.26 CR   |
| 23/08/2022  | Sale of 2500 units of OPH @ \$2.619528  |          |          | 72.00    | 767.26 CR   |
| 20/04/2023  | Sale of 412 units of OPH @ \$2.516699   |          | 34.91    |          | 732.35 CR   |
| 21/04/2023  | Sale of 2088 units of OPH @ \$2.52      |          | 100.92   |          | 631.43 CR   |
| 25/05/2023  | Sale of 2500 units of OPH @ \$2.449456  |          | 264.57   |          | 366.86 CR   |
| 30/06/2023  | Closing Balance                         |          |          |          | 366.86 CR   |

**BCF Super Fund**  
**General Ledger Account Movement**  
**For the period from 1 July 2022 to 30 June 2023**

| Date   | Description  | Quantity | Debits   | Credits  | Balance             |
|--|--|----------|----------|----------|---------------------|
| <b>Expenses</b>  |  |          |          |          |                     |
| <b>Regal Investment Fund - Ordinary Units Fully Paid</b> |  |          |          |          |                     |
| 01/07/2022   | Opening Balance                                      |          |          |          | 0.00                |
| 04/07/2022   | Sale of 2000 units of RF1 @ \$2.97932                |          | 830.00   |          | 830.00 DR           |
| 05/07/2022   | Sale of 2000 units of RF1 @ \$3.05932                |          | 664.80   |          | 1,494.80 DR         |
| 20/07/2022   | Sale of 2500 units of RF1 @ \$3.259528               |          | 266.55   |          | 1,761.35 DR         |
| 14/09/2022   | Sale of 2500 units of RF1 @ \$3.289456               |          |          | 122.75   | 1,638.60 DR         |
| 06/12/2022   | Sale of 5000 units of RF1 @ \$3.079546               |          | 545.19   |          | 2,183.79 DR         |
| 06/04/2023   | Sale of 2500 units of RF1 @ \$2.779456               |          | 912.50   |          | 3,096.29 DR         |
| 20/06/2023   | Sale of 1822 units of RF1 @ \$2.759254               |          | 515.01   |          | 3,611.30 DR         |
| 30/06/2023   | Closing Balance                                      |          |          |          | <b>3,611.30 DR</b>  |
| <b>Income Tax</b>  |  |          |          |          |                     |
| <b>Income Tax Expense</b>                                |  |          |          |          |                     |
| <b>Income Tax Expense</b>                                |  |          |          |          |                     |
| 01/07/2022   | Opening Balance                                      |          |          |          | 0.00                |
| 01/07/2022   | Fund Income Tax                                      |          | 1,031.24 |          | 1,031.24 DR         |
| 05/10/2022   | Fund Income Tax                                      |          | 1,031.24 |          | 2,062.48 DR         |
| 09/01/2023   | Fund Income Tax                                      |          | 1,031.24 |          | 3,093.72 DR         |
| 03/04/2023   | Fund Income Tax                                      |          | 1,031.24 |          | 4,124.96 DR         |
| 04/05/2023   | Fund Income Tax                                      |          | 29.83    |          | 4,154.79 DR         |
| 30/06/2023   | Change in provision for deferred tax                 |          | 9,833.20 |          | 13,987.99 DR        |
| 30/06/2023   | Fund Income Tax                                      |          | 4,328.06 |          | 18,316.05 DR        |
| 30/06/2023   | Closing Balance                                      |          |          |          | <b>18,316.05 DR</b> |
| <b>Imputation Credits - Shares in Listed Companies</b>   |  |          |          |          |                     |
| <b>Bailador Technology Investments Limited</b>           |  |          |          |          |                     |
| 01/07/2022   | Opening Balance                                      |          |          |          | 0.00                |
| 16/09/2022   | BTI AUD 0.037 SPEC, 0.074 FRANKED, 30% CTR, DRP 2.5% |          |          | 1,268.57 | 1,268.57 CR         |
| 02/03/2023   | BTI AUD 0.035 FRANKED, 30% CTR, DRP 2.5% DISC        |          |          | 675.00   | 1,943.57 CR         |
| 30/06/2023   | Closing Balance                                      |          |          |          | <b>1,943.57 CR</b>  |
| <b>Hearts And Minds Investments Limited</b>              |  |          |          |          |                     |
| 01/07/2022   | Opening Balance                                      |          |          |          | 0.00                |
| 13/04/2023   | HM1 AUD 0.135 FRANKED, 30% CTR, DRP NIL DISC         |          |          | 2,458.93 | 2,458.93 CR         |
| 30/06/2023   | Closing Balance                                      |          |          |          | <b>2,458.93 CR</b>  |
| <b>L1 Long Short Fund Limited</b>                        |  |          |          |          |                     |
| 01/07/2022   | Opening Balance                                      |          |          |          | 0.00                |
| 30/09/2022   | LSF AUD 0.045 FRANKED, 30% CTR, DRP NIL DISC         |          |          | 433.93   | 433.93 CR           |
| 04/04/2023   | LSF AUD 0.05 FRANKED, 30% CTR, DRP NIL DISC          |          |          | 642.86   | 1,076.79 CR         |
| 30/06/2023   | Closing Balance                                      |          |          |          | <b>1,076.79 CR</b>  |
| <b>MFF Capital Investments Limited</b>                   |  |          |          |          |                     |
| 01/07/2022   | Opening Balance                                      |          |          |          | 0.00                |
| 04/11/2022   | MFF AUD 0.04 FRANKED, 30% CTR, DRP NIL DISC          |          |          | 136.53   | 136.53 CR           |
| 12/05/2023   | MFF AUD 0.045 FRANKED, 30% CTR, DRP NIL DISC         |          |          | 96.43    | 232.96 CR           |
| 30/06/2023   | Closing Balance                                      |          |          |          | <b>232.96 CR</b>    |
| <b>Tribeca Global Natural Resources Limited</b>          |  |          |          |          |                     |
| 01/07/2022   | Opening Balance                                      |          |          |          | 0.00                |
| 05/05/2023   | TGF AUD 0.075 SPEC, 0.125 FRANKED, 30% CTR, DRP NIL  |          |          | 2,142.86 | 2,142.86 CR         |
| 30/06/2023   | Closing Balance                                      |          |          |          | <b>2,142.86 CR</b>  |
| <b>Wcm Global Growth Limited</b>                         |  |          |          |          |                     |
| 01/07/2022   | Opening Balance                                      |          |          |          | 0.00                |
| 30/09/2022   | WQG AUD 0.03 FRANKED, 30% CTR, DRP 3% DISC           |          |          | 411.43   | 411.43 CR           |
| 31/03/2023   | WQG AUD 0.0325 FRANKED, 30% CTR, DRP 3% DISC         |          |          | 557.14   | 968.57 CR           |
| 30/06/2023   | WQG AUD 0.0164 FRANKED, 30% CTR, DRP 3% DISC         |          |          | 210.86   | 1,179.43 CR         |
| 30/06/2023   | Closing Balance                                      |          |          |          | <b>1,179.43 CR</b>  |

**BCF Super Fund**  
**General Ledger Account Movement**  
**For the period from 1 July 2022 to 30 June 2023**

| Date  | Description   | Quantity      | Debits    | Credits   | Balance       |
|---|---|---------------|-----------|-----------|---------------|
| <b>Income Tax</b>   |   |               |           |           |               |
| <b>Imputation Credits - Units In Listed Unit Trusts</b>           |   |               |           |           |               |
| <b>Forager Australian Shares Fund - Ordinary Units Fully Paid</b> |   |               |           |           |               |
| 01/07/2022  | Opening Balance   |               |           |           | 0.00          |
| 29/12/2022  | Distribution - Tax Statement                              |               |           | 26.62     | 26.62 CR      |
| 30/06/2023  | Closing Balance   |               |           |           | 26.62 CR      |
| <b>Ophir High Conviction Fund - Ordinary Units Fully Paid</b>     |   |               |           |           |               |
| 01/07/2022  | Opening Balance   |               |           |           | 0.00          |
| 30/06/2023  | Distribution - Tax Statement                              |               |           | 700.62    | 700.62 CR     |
| 30/06/2023  | Closing Balance   |               |           |           | 700.62 CR     |
| <b>Regal Investment Fund - Ordinary Units Fully Paid</b>          |   |               |           |           |               |
| 01/07/2022  | Opening Balance   |               |           |           | 0.00          |
| 30/06/2023  | Distribution - Tax Statement                              |               |           | 484.13    | 484.13 CR     |
| 30/06/2023  | Distribution - Tax Statement                              |               |           | 888.92    | 1,373.05 CR   |
| 30/06/2023  | Closing Balance   |               |           |           | 1,373.05 CR   |
| <b>Vaneck Gold Miners ETF - Vaneck Gold Miners ETF</b>            |   |               |           |           |               |
| 01/07/2022  | Opening Balance   |               |           |           | 0.00          |
| 30/06/2023  | Distribution - Tax Statement                              |               |           | 57.87     | 57.87 CR      |
| 30/06/2023  | Closing Balance   |               |           |           | 57.87 CR      |
| <b>Assets</b>   |   |               |           |           |               |
| <b>Investments - Frazis Fund</b>                                  |   |               |           |           |               |
| 01/07/2022  | Opening Balance   | 47,231.35070  |           |           | 30,525.62 DR  |
| 06/02/2023  | INTERNET BILL PAYMNT INTERNET BPAY BOARDROOM #4,490.58290 |               | 30,000.00 |           | 60,525.62 DR  |
| 30/06/2023  | Market Value Adjustment                                   |               | 8,210.80  |           | 68,736.42 DR  |
| 30/06/2023  | Closing Balance   | 91,721.93360  |           |           | 68,736.42 DR  |
| <b>Investments - OP Fund</b>                                      |   |               |           |           |               |
| 01/07/2022  | Opening Balance   | 100,000.00000 |           |           | 85,990.00 DR  |
| 30/06/2023  | Market Value Adjustment                                   |               | 9,720.00  |           | 95,710.00 DR  |
| 30/06/2023  | Closing Balance   | 100,000.00000 |           |           | 95,710.00 DR  |
| <b>Investments - Ophir Global High Conviction Fund</b>            |   |               |           |           |               |
| 01/07/2022  | Opening Balance   | 122,377.79000 |           |           | 124,848.11 DR |
| 30/06/2023  | Market Value Adjustment                                   |               | 13,830.40 |           | 138,678.51 DR |
| 30/06/2023  | Closing Balance   | 122,377.79000 |           |           | 138,678.51 DR |
| <b>Investments - Ophir Global Opportunities Fund</b>              |   |               |           |           |               |
| 01/07/2022  | Opening Balance   | 170,183.79000 |           |           | 196,697.40 DR |
| 30/06/2023  | Market Value Adjustment                                   |               | 34,514.30 |           | 231,211.70 DR |
| 30/06/2023  | Closing Balance   | 170,183.79000 |           |           | 231,211.70 DR |
| <b>Investments - Bailador Technology Investments Limited</b>      |   |               |           |           |               |
| 01/07/2022  | Opening Balance   | 25,000.00000  |           |           | 36,125.00 DR  |
| 06/07/2022  | Purchase of 5000 of BTI @ \$1.395272                      | 5,000.00000   | 6,990.00  |           | 43,115.00 DR  |
| 06/07/2022  | Purchase of 5000 of BTI @ \$1.405272                      | 5,000.00000   | 7,040.00  |           | 50,155.00 DR  |
| 08/07/2022  | Purchase of 5000 of BTI @ \$1.380272                      | 5,000.00000   | 6,915.00  |           | 57,070.00 DR  |
| 12/07/2022  | Sale of 5000 units of BTI @ \$1.387792                    | -5,000.00000  |           | 6,990.00  | 50,080.00 DR  |
| 12/07/2022  | Sale of 5000 units of BTI @ \$1.389764                    | -5,000.00000  |           | 7,040.00  | 43,040.00 DR  |
| 21/07/2022  | Purchase of 5000 of BTI @ \$1.395236                      | 5,000.00000   | 6,988.00  |           | 50,028.00 DR  |
| 21/07/2022  | Purchase of 5000 of BTI @ \$1.420236                      | 5,000.00000   | 7,113.00  |           | 57,141.00 DR  |
| 09/11/2022  | Purchase of 5000 of BTI @ \$1.290272                      | 5,000.00000   | 6,465.00  |           | 63,606.00 DR  |
| 13/06/2023  | Purchase of 5000 of BTI @ \$1.170272                      | 5,000.00000   | 5,865.00  |           | 69,471.00 DR  |
| 30/06/2023  | Market Value Adjustment                                   |               |           | 11,221.00 | 58,250.00 DR  |
| 30/06/2023  | Closing Balance   | 50,000.00000  |           |           | 58,250.00 DR  |

**BCF Super Fund**  
**General Ledger Account Movement**  
**For the period from 1 July 2022 to 30 June 2023**

| Date   | Description                             | Quantity      | Debits    | Credits   | Balance       |
|--|---|---------------|-----------|-----------|---------------|
| <b>Assets</b>  |   |               |           |           |               |
| <b>Investments - Global X Metal Securities Australia Limited. - Global X Physical GOLD</b> |   |               |           |           |               |
| 01/07/2022   | Opening Balance                         | 1,400.00000   |           |           | 34,300.00 DR  |
| 30/06/2023   | Market Value Adjustment                 |               | 2,968.00  |           | 37,268.00 DR  |
| 30/06/2023   | Closing Balance                         | 1,400.00000   |           |           | 37,268.00 DR  |
| <b>Investments - Hearts And Minds Investments Limited</b>                                  |   |               |           |           |               |
| 01/07/2022   | Opening Balance                         | 50,000.00000  |           |           | 101,000.00 DR |
| 06/07/2022   | Purchase of 2500 of HM1 @ \$2.169808    | 2,500.00000   | 5,438.16  |           | 106,438.16 DR |
| 12/07/2022   | Sale of 5000 units of HM1 @ \$2.209764  | -5,000.00000  |           | 20,049.17 | 86,388.99 DR  |
| 08/08/2022   | Sale of 2500 units of HM1 @ \$2.519456  | -2,500.00000  |           | 9,760.42  | 76,628.57 DR  |
| 23/02/2023   | Sale of 2500 units of HM1 @ \$2.609528  | -2,500.00000  |           | 9,760.41  | 66,868.16 DR  |
| 06/04/2023   | Purchase of 2500 of HM1 @ \$2.420544    | 2,500.00000   | 6,065.00  |           | 72,933.16 DR  |
| 20/04/2023   | Purchase of 2500 of HM1 @ \$2.330544    | 2,500.00000   | 5,840.00  |           | 78,773.16 DR  |
| 30/06/2023   | Market Value Adjustment                 |               | 28,576.84 |           | 107,350.00 DR |
| 30/06/2023   | Closing Balance                         | 47,500.00000  |           |           | 107,350.00 DR |
| <b>Investments - L1 Long Short Fund Limited</b>  |   |               |           |           |               |
| 01/07/2022   | Opening Balance                         | 20,000.00000  |           |           | 51,200.00 DR  |
| 19/07/2022   | Purchase of 2500 of LSF @ \$2.380472    | 2,500.00000   | 5,963.00  |           | 57,163.00 DR  |
| 26/07/2022   | Purchase of 2500 of LSF @ \$2.480472    | 2,500.00000   | 6,213.00  |           | 63,376.00 DR  |
| 12/08/2022   | Sale of 2500 units of LSF @ \$2.609456  | -2,500.00000  |           | 6,213.00  | 57,163.00 DR  |
| 16/11/2022   | Purchase of 3000 of LSF @ \$2.610453    | 3,000.00000   | 7,845.00  |           | 65,008.00 DR  |
| 04/01/2023   | Purchase of 4500 of LSF @ \$2.770504    | 4,500.00000   | 12,490.00 |           | 77,498.00 DR  |
| 12/01/2023   | Purchase of 3000 of LSF @ \$2.870453    | 3,000.00000   | 8,625.00  |           | 86,123.00 DR  |
| 03/02/2023   | Sale of 3000 units of LSF @ \$2.869547  | -3,000.00000  |           | 8,625.00  | 77,498.00 DR  |
| 22/03/2023   | Sale of 2500 units of LSF @ \$2.679456  | -2,500.00000  |           | 6,938.89  | 70,559.11 DR  |
| 29/03/2023   | Sale of 2500 units of LSF @ \$2.719456  | -2,500.00000  |           | 6,858.61  | 63,700.50 DR  |
| 11/05/2023   | Purchase of 3000 of LSF @ \$2.820453    | 3,000.00000   | 8,475.00  |           | 72,175.50 DR  |
| 30/06/2023   | Market Value Adjustment                 |               | 6,504.50  |           | 78,680.00 DR  |
| 30/06/2023   | Closing Balance                         | 28,000.00000  |           |           | 78,680.00 DR  |
| <b>Investments - MFF Capital Investments Limited</b>                                       |   |               |           |           |               |
| 01/07/2022   | Opening Balance                         | 0.00000       |           |           | 0.00          |
| 12/08/2022   | Purchase of 3000 of MFF @ \$2.630453    | 3,000.00000   | 7,905.00  |           | 7,905.00 DR   |
| 22/08/2022   | Purchase of 3000 of MFF @ \$2.640453    | 3,000.00000   | 7,935.00  |           | 15,840.00 DR  |
| 23/08/2022   | Purchase of 3000 of MFF @ \$2.540453    | 3,000.00000   | 7,635.00  |           | 23,475.00 DR  |
| 24/08/2022   | Sale of 1036 units of MFF @ \$2.588861  | -1,036.00000  |           | 2,740.22  | 20,734.78 DR  |
| 12/10/2022   | Purchase of 3000 of MFF @ \$2.270453    | 3,000.00000   | 6,825.00  |           | 27,559.78 DR  |
| 28/10/2022   | Sale of 5964 units of MFF @ \$2.349619  | -5,964.00000  |           | 15,644.78 | 11,915.00 DR  |
| 08/06/2023   | Sale of 5000 units of MFF @ \$2.649546  | -5,000.00000  |           | 11,915.00 | 0.00 CR       |
| 30/06/2023   | Closing Balance                         | 0.00000       |           |           | 0.00          |
| <b>Investments - New Hope Corporation Limited</b>  |   |               |           |           |               |
| 01/07/2022   | Opening Balance                         | 0.00000       |           |           | 0.00          |
| 22/05/2023   | Purchase of 8000 of NHC @ \$5.310482    | 8,000.00000   | 42,522.47 |           | 42,522.47 DR  |
| 08/06/2023   | Purchase of 2000 of NHC @ \$5.141135    | 2,000.00000   | 10,305.00 |           | 52,827.47 DR  |
| 26/06/2023   | Purchase of 1000 of NHC @ \$4.86118     | 1,000.00000   | 4,873.00  |           | 57,700.47 DR  |
| 30/06/2023   | Market Value Adjustment                 |               |           | 4,350.47  | 53,350.00 DR  |
| 30/06/2023   | Closing Balance                         | 11,000.00000  |           |           | 53,350.00 DR  |
| <b>Investments - Thorney Technologies Ltd</b>  |   |               |           |           |               |
| 01/07/2022   | Opening Balance                         | 105,000.00000 |           |           | 22,050.00 DR  |
| 22/07/2022   | Sale of 15000 units of TEK @ \$0.244921 | -15,000.00000 |           | 4,815.00  | 17,235.00 DR  |
| 28/07/2022   | Sale of 15000 units of TEK @ \$0.259921 | -15,000.00000 |           | 4,740.00  | 12,495.00 DR  |
| 04/08/2022   | Purchase of 15000 of TEK @ \$0.250091   | 15,000.00000  | 3,765.00  |           | 16,260.00 DR  |
| 03/02/2023   | Purchase of 30000 of TEK @ \$0.190045   | 30,000.00000  | 5,715.00  |           | 21,975.00 DR  |
| 16/02/2023   | Sale of 30000 units of TEK @ \$0.214955 | -30,000.00000 |           | 8,280.00  | 13,695.00 DR  |
| 13/03/2023   | Purchase of 30000 of TEK @ \$0.200045   | 30,000.00000  | 6,015.00  |           | 19,710.00 DR  |

**BCF Super Fund**  
**General Ledger Account Movement**  
**For the period from 1 July 2022 to 30 June 2023**

| Date  | Description                             | Quantity             | Debits    | Credits   | Balance             |
|---|---|----------------------|-----------|-----------|---------------------|
| <b>Assets</b>   |   |                      |           |           |                     |
| <b>Investments - Thorney Technologies Ltd</b>                 |   |                      |           |           |                     |
| 31/03/2023  | Purchase of 6026 of TEK @ \$0.180226    | 6,026.00000          | 1,099.68  |           | 20,809.68 DR        |
| 03/04/2023  | Purchase of 23974 of TEK @ \$0.18       | 23,974.00000         | 4,315.32  |           | 25,125.00 DR        |
| 19/04/2023  | Sale of 30000 units of TEK @ \$0.189955 | -30,000.00000        |           | 7,680.00  | 17,445.00 DR        |
| 30/06/2023  | Market Value Adjustment                 |                      | 3,555.00  |           | 21,000.00 DR        |
| 30/06/2023  | <b>Closing Balance</b>                  | <b>120,000.00000</b> |           |           | <b>21,000.00 DR</b> |
| <b>Investments - Tribeca Global Natural Resources Limited</b> |   |                      |           |           |                     |
| 01/07/2022  | <b>Opening Balance</b>                  | <b>35,000.00000</b>  |           |           | <b>71,400.00 DR</b> |
| 23/08/2022  | Purchase of 2500 of TGF @ \$2.150472    | 2,500.00000          | 5,388.00  |           | 76,788.00 DR        |
| 12/10/2022  | Purchase of 2500 of TGF @ \$2.020544    | 2,500.00000          | 5,065.00  |           | 81,853.00 DR        |
| 02/02/2023  | Sale of 5000 units of TGF @ \$2.449546  | -5,000.00000         |           | 10,322.79 | 71,530.21 DR        |
| 14/02/2023  | Purchase of 2500 of TGF @ \$2.360544    | 2,500.00000          | 5,915.00  |           | 77,445.21 DR        |
| 21/02/2023  | Purchase of 2500 of TGF @ \$2.220544    | 2,500.00000          | 5,565.00  |           | 83,010.21 DR        |
| 08/06/2023  | Purchase of 4000 of TGF @ \$1.73034     | 4,000.00000          | 6,935.00  |           | 89,945.21 DR        |
| 30/06/2023  | Market Value Adjustment                 |                      |           | 14,265.21 | 75,680.00 DR        |
| 30/06/2023  | <b>Closing Balance</b>                  | <b>44,000.00000</b>  |           |           | <b>75,680.00 DR</b> |
| <b>Investments - Wcm Global Growth Limited</b>                |   |                      |           |           |                     |
| 01/07/2022  | <b>Opening Balance</b>                  | <b>40,000.00000</b>  |           |           | <b>46,800.00 DR</b> |
| 12/07/2022  | Sale of 8000 units of WQG @ \$1.226071  | -8,000.00000         |           | 9,778.90  | 37,021.10 DR        |
| 14/11/2022  | Purchase of 8000 of WQG @ \$1.18017     | 8,000.00000          | 9,455.00  |           | 46,476.10 DR        |
| 03/02/2023  | Purchase of 10000 of WQG @ \$1.110227   | 10,000.00000         | 11,125.00 |           | 57,601.10 DR        |
| 16/02/2023  | Sale of 5000 units of WQG @ \$1.149728  | -5,000.00000         |           | 5,909.38  | 51,691.72 DR        |
| 22/02/2023  | Sale of 245 units of WQG @ \$1.154449   | -245.00000           |           | 289.56    | 51,402.16 DR        |
| 23/02/2023  | Sale of 4755 units of WQG @ \$1.16      | -4,755.00000         |           | 5,598.66  | 45,803.50 DR        |
| 10/05/2023  | Sale of 5000 units of WQG @ \$1.204728  | -5,000.00000         |           | 5,856.50  | 39,947.00 DR        |
| 15/05/2023  | Sale of 1494 units of WQG @ \$1.21409   | -1,494.00000         |           | 1,736.92  | 38,210.08 DR        |
| 16/05/2023  | Sale of 3506 units of WQG @ \$1.215     | -3,506.00000         |           | 4,076.08  | 34,134.00 DR        |
| 22/05/2023  | Sale of 5000 units of WQG @ \$1.229728  | -5,000.00000         |           | 5,809.54  | 28,324.46 DR        |
| 07/06/2023  | Purchase of 5000 of WQG @ \$1.180272    | 5,000.00000          | 5,915.00  |           | 34,239.46 DR        |
| 30/06/2023  | Market Value Adjustment                 |                      | 1,610.54  |           | 35,850.00 DR        |
| 30/06/2023  | <b>Closing Balance</b>                  | <b>30,000.00000</b>  |           |           | <b>35,850.00 DR</b> |
| <b>Investments - 1/2oz ABC Gold Cast</b>                      |   |                      |           |           |                     |
| 01/07/2022  | <b>Opening Balance</b>                  | <b>20.00000</b>      |           |           | <b>26,046.00 DR</b> |
| 30/06/2023  | Market Value Adjustment                 |                      | 2,236.00  |           | 28,282.00 DR        |
| 30/06/2023  | <b>Closing Balance</b>                  | <b>20.00000</b>      |           |           | <b>28,282.00 DR</b> |
| <b>Investments - 1kg ABC Silver Cast Bar 999.5</b>            |   |                      |           |           |                     |
| 01/07/2022  | <b>Opening Balance</b>                  | <b>39.00000</b>      |           |           | <b>36,363.60 DR</b> |
| 30/06/2023  | Market Value Adjustment                 |                      | 4,660.50  |           | 41,024.10 DR        |
| 30/06/2023  | <b>Closing Balance</b>                  | <b>39.00000</b>      |           |           | <b>41,024.10 DR</b> |
| <b>Investments - 1oz Gold Beneath the Southern Skies Coin</b> |   |                      |           |           |                     |
| 01/07/2022  | <b>Opening Balance</b>                  | <b>20.00000</b>      |           |           | <b>52,094.00 DR</b> |
| 30/06/2023  | Market Value Adjustment                 |                      | 4,472.00  |           | 56,566.00 DR        |
| 30/06/2023  | <b>Closing Balance</b>                  | <b>20.00000</b>      |           |           | <b>56,566.00 DR</b> |
| <b>Investments - 1oz Silver Kangaroo Coin</b>                 |   |                      |           |           |                     |
| 01/07/2022  | <b>Opening Balance</b>                  | <b>100.00000</b>     |           |           | <b>2,900.00 DR</b>  |
| 30/06/2023  | Market Value Adjustment                 |                      | 370.00    |           | 3,270.00 DR         |
| 30/06/2023  | <b>Closing Balance</b>                  | <b>100.00000</b>     |           |           | <b>3,270.00 DR</b>  |



**BCF Super Fund**  
**General Ledger Account Movement**  
**For the period from 1 July 2022 to 30 June 2023**

| Date   | Description   | Quantity      | Debits    | Credits   | Balance      |
|--|---|---------------|-----------|-----------|--------------|
| <b>Assets</b>  |   |               |           |           |              |
| <b>Investments - Tael ABC Gold 37.5 grams</b>  |   |               |           |           |              |
| 01/07/2022   | Opening Balance   | 7.00000       |           |           | 14,981.40 DR |
| 30/06/2023   | Market Value Adjustment                                     |               | 8,887.20  |           | 23,868.60 DR |
| 30/06/2023   | Closing Balance   | 7.00000       |           |           | 23,868.60 DR |
| <b>Investments - TGF_R</b>   |   |               |           |           |              |
| 01/07/2022   | Opening Balance   | 0.00000       |           |           | 0.00         |
| 02/03/2023   | TGF_R to TGF; 1:4 NON-RENOUCE ISSUE OF ORD SHAF 1,500.00000 |               |           |           | 0.00 CR      |
| 02/03/2023   | TGF_R to TGF; 1:4 NON-RENOUCE ISSUE OF ORD SHAF 1,500.00000 |               |           |           | 0.00 CR      |
| 02/03/2023   | TGF_R to TGF; 1:4 NON-RENOUCE ISSUE OF ORD SHAF 1,500.00000 |               |           |           | 0.00 CR      |
| 02/03/2023   | TGF_R to TGF; 1:4 NON-RENOUCE ISSUE OF ORD SHAF 1,500.00000 |               |           |           | 0.00 CR      |
| 02/03/2023   | TGF_R to TGF; 1:4 NON-RENOUCE ISSUE OF ORD SHAF 1,500.00000 |               |           |           | 0.00 CR      |
| 02/03/2023   | TGF_R to TGF; 1:4 NON-RENOUCE ISSUE OF ORD SHAF 625.00000   |               |           |           | 0.00 CR      |
| 02/03/2023   | TGF_R to TGF; 1:4 NON-RENOUCE ISSUE OF ORD SHAF 625.00000   |               |           |           | 0.00 CR      |
| 02/03/2023   | TGF_R to TGF; 1:4 NON-RENOUCE ISSUE OF ORD SHAF 625.00000   |               |           |           | 0.00 CR      |
| 02/03/2023   | TGF_R to TGF; 1:4 NON-RENOUCE ISSUE OF ORD SHAF 625.00000   |               |           |           | 0.00 CR      |
| 02/03/2023   | TGF_R to TGF; 1:4 NON-RENOUCE ISSUE OF ORD SHAF 625.00000   |               |           |           | 0.00 CR      |
| 12/04/2023   | TGF_R to TGF; 1:4 NON-RENOUCE ISSUE OF ORD SHAF 0,000.00000 |               |           |           | 0.00 CR      |
| 30/06/2023   | Closing Balance   | 0.00000       |           |           | 0.00         |
| <b>Investments - Betashares Australian Strong Bear (Hedge Fund) - Betashares Australia</b> |   |               |           |           |              |
| 01/07/2022   | Opening Balance   | 3,000.00000   |           |           | 14,820.00 DR |
| 08/07/2022   | Sale of 1500 units of BBOZ @ \$4.579093                     | -1,500.00000  |           | 6,508.45  | 8,311.55 DR  |
| 12/07/2022   | Purchase of 2000 of BBOZ @ \$4.71059                        | 2,000.00000   | 9,433.00  |           | 17,744.55 DR |
| 25/10/2022   | Sale of 1500 units of BBOZ @ \$4.169093                     | -1,500.00000  |           | 7,074.75  | 10,669.80 DR |
| 16/11/2022   | Sale of 2000 units of BBOZ @ \$3.69932                      | -2,000.00000  |           | 8,788.00  | 1,881.80 DR  |
| 08/06/2023   | Purchase of 4000 of BBOZ @ \$3.590568                       | 4,000.00000   | 14,385.00 |           | 16,266.80 DR |
| 16/06/2023   | Sale of 4000 units of BBOZ @ \$3.459432                     | -4,000.00000  |           | 14,385.00 | 1,881.80 DR  |
| 30/06/2023   | Market Value Adjustment                                     |               |           | 1,881.80  | 0.00 CR      |
| 30/06/2023   | Closing Balance   |               |           |           | 0.00         |
| <b>Investments - ETFs Ultra Short Nasdaq 100 Hedge Fund - ETFs Ultra Short Nasdaq 10</b>   |   |               |           |           |              |
| 01/07/2022   | Opening Balance   | 4,000.00000   |           |           | 21,800.00 DR |
| 06/07/2022   | Sale of 1500 units of SNAS @ \$5.189093                     | -1,500.00000  |           | 6,052.50  | 15,747.50 DR |
| 12/07/2022   | Purchase of 1500 of SNAS @ \$5.140787                       | 1,500.00000   | 7,723.00  |           | 23,470.50 DR |
| 25/10/2022   | Sale of 1000 units of SNAS @ \$5.17864                      | -1,000.00000  |           | 5,148.67  | 18,321.83 DR |
| 09/01/2023   | Sale of 3000 units of SNAS @ \$5.399243                     | -3,000.00000  |           | 10,339.33 | 7,982.50 DR  |
| 30/06/2023   | Market Value Adjustment                                     |               |           | 7,982.50  | 0.00 CR      |
| 30/06/2023   | Closing Balance   |               |           |           | 0.00         |
| <b>Investments - Forager Australian Shares Fund - Ordinary Units Fully Paid</b>            |   |               |           |           |              |
| 01/07/2022   | Opening Balance   | 13,500.00000  |           |           | 16,200.00 DR |
| 21/07/2022   | Purchase of 1058 of FOR @ \$1.271115                        | 1,058.00000   | 1,356.66  |           | 17,556.66 DR |
| 22/07/2022   | Purchase of 5442 of FOR @ \$1.29                            | 5,442.00000   | 7,020.18  |           | 24,576.84 DR |
| 20/09/2022   | Sale of 5000 units of FOR @ \$1.329728                      | -5,000.00000  |           | 7,082.82  | 17,494.02 DR |
| 28/11/2022   | Sale of 5000 units of FOR @ \$1.319728                      | -5,000.00000  |           | 6,401.08  | 11,092.94 DR |
| 29/12/2022   | Sale of 10000 units of FOR @ \$1.359773                     | -10,000.00000 |           | 12,500.50 | 1,407.56 CR  |
| 30/06/2023   | Market Value Adjustment                                     |               | 1,407.56  |           | 0.00 CR      |
| 30/06/2023   | Closing Balance   |               |           |           | 0.00         |
| <b>Investments - Global X Ultra Long Nasdaq 100 Hedge Fund - Global X Ultra Long Nasd</b>  |   |               |           |           |              |
| 01/07/2022   | Opening Balance   | 0.00000       |           |           | 0.00         |
| 22/03/2023   | Purchase of 1500 of LNAS @ \$5.930907                       | 1,500.00000   | 8,910.00  |           | 8,910.00 DR  |
| 08/06/2023   | Sale of 1500 units of LNAS @ \$7.578487                     | -1,500.00000  |           | 8,910.00  | 0.00 CR      |
| 30/06/2023   | Closing Balance   | 0.00000       |           |           | 0.00         |

**BCF Super Fund**  
**General Ledger Account Movement**  
**For the period from 1 July 2022 to 30 June 2023**

| Date  | Description                            | Quantity     | Debits    | Credits   | Balance       |
|---|--|--------------|-----------|-----------|---------------|
| <b>Assets</b>   |  |              |           |           |               |
| <b>Investments - Ophir High Conviction Fund - Ordinary Units Fully Paid</b> |  |              |           |           |               |
| 01/07/2022  | Opening Balance                        | 33,000.00000 |           |           | 79,200.00 DR  |
| 04/07/2022  | Purchase of 3000 of OPH @ \$2.370453   | 3,000.00000  | 7,125.00  |           | 86,325.00 DR  |
| 06/07/2022  | Sale of 3000 units of OPH @ \$2.599547 | -3,000.00000 |           | 7,891.74  | 78,433.26 DR  |
| 19/07/2022  | Sale of 3000 units of OPH @ \$2.669607 | -3,000.00000 |           | 7,515.00  | 70,918.26 DR  |
| 20/07/2022  | OPH DRP                                | 2,145.00000  | 5,010.08  |           | 75,928.34 DR  |
| 21/07/2022  | Purchase of 3000 of OPH @ \$2.564393   | 3,000.00000  | 7,705.00  |           | 83,633.34 DR  |
| 09/08/2022  | Purchase of 2500 of OPH @ \$2.600544   | 2,500.00000  | 6,515.00  |           | 90,148.34 DR  |
| 11/08/2022  | Sale of 2500 units of OPH @ \$2.739456 | -2,500.00000 |           | 6,515.00  | 83,633.34 DR  |
| 19/08/2022  | Purchase of 2500 of OPH @ \$2.580544   | 2,500.00000  | 6,465.00  |           | 90,098.34 DR  |
| 23/08/2022  | Sale of 2500 units of OPH @ \$2.619528 | -2,500.00000 |           | 6,465.00  | 83,633.34 DR  |
| 09/11/2022  | Purchase of 3855 of OPH @ \$2.500353   | 3,855.00000  | 9,652.50  |           | 93,285.84 DR  |
| 28/11/2022  | Purchase of 3000 of OPH @ \$2.450453   | 3,000.00000  | 7,365.00  |           | 100,650.84 DR |
| 18/01/2023  | Purchase of 3000 of OPH @ \$2.380453   | 3,000.00000  | 7,155.00  |           | 107,805.84 DR |
| 05/04/2023  | Purchase of 2500 of OPH @ \$2.360544   | 2,500.00000  | 5,915.00  |           | 113,720.84 DR |
| 20/04/2023  | Sale of 412 units of OPH @ \$2.516699  | -412.00000   |           | 1,058.15  | 112,662.69 DR |
| 21/04/2023  | Sale of 2088 units of OPH @ \$2.52     | -2,088.00000 |           | 5,362.68  | 107,300.01 DR |
| 12/05/2023  | Purchase of 2500 of OPH @ \$2.320544   | 2,500.00000  | 5,815.00  |           | 113,115.01 DR |
| 25/05/2023  | Sale of 2500 units of OPH @ \$2.449456 | -2,500.00000 |           | 6,374.57  | 106,740.44 DR |
| 19/06/2023  | Purchase of 5000 of OPH @ \$2.490454   | 5,000.00000  | 12,475.00 |           | 119,215.44 DR |
| 30/06/2023  | Market Value Adjustment                |              | 1,784.56  |           | 121,000.00 DR |
| 30/06/2023  | Closing Balance                        | 50,000.00000 |           |           | 121,000.00 DR |
| <b>Investments - Regal Investment Fund - Ordinary Units Fully Paid</b>      |  |              |           |           |               |
| 01/07/2022  | Opening Balance                        | 34,000.00000 |           |           | 96,560.00 DR  |
| 04/07/2022  | Sale of 2000 units of RF1 @ \$2.97932  | -2,000.00000 |           | 6,775.00  | 89,785.00 DR  |
| 05/07/2022  | Sale of 2000 units of RF1 @ \$3.05932  | -2,000.00000 |           | 6,769.80  | 83,015.20 DR  |
| 20/07/2022  | Sale of 2500 units of RF1 @ \$3.259528 | -2,500.00000 |           | 8,403.55  | 74,611.65 DR  |
| 17/08/2022  | Purchase of 2500 of RF1 @ \$3.180544   | 2,500.00000  | 7,965.00  |           | 82,576.65 DR  |
| 22/08/2022  | RF1 DRP                                | 3,089.00000  | 8,868.96  |           | 91,445.61 DR  |
| 14/09/2022  | Sale of 2500 units of RF1 @ \$3.289456 | -2,500.00000 |           | 8,087.25  | 83,358.36 DR  |
| 26/09/2022  | Purchase of 2000 of RF1 @ \$3.11068    | 2,000.00000  | 6,235.00  |           | 89,593.36 DR  |
| 09/11/2022  | Purchase of 2411 of RF1 @ \$3.180564   | 2,411.00000  | 7,681.98  |           | 97,275.34 DR  |
| 06/12/2022  | Sale of 5000 units of RF1 @ \$3.079546 | -5,000.00000 |           | 15,920.19 | 81,355.15 DR  |
| 19/12/2022  | 301c                                   | 3,322.00000  | 10,000.00 |           | 91,355.15 DR  |
| 02/02/2023  | Purchase of 3000 of RF1 @ \$2.899753   | 3,000.00000  | 8,712.90  |           | 100,068.05 DR |
| 24/02/2023  | Purchase of 3000 of RF1 @ \$2.730393   | 3,000.00000  | 8,203.00  |           | 108,271.05 DR |
| 06/04/2023  | Sale of 2500 units of RF1 @ \$2.779456 | -2,500.00000 |           | 7,847.50  | 100,423.55 DR |
| 20/06/2023  | Sale of 1822 units of RF1 @ \$2.759254 | -1,822.00000 |           | 5,528.73  | 94,894.82 DR  |
| 30/06/2023  | Market Value Adjustment                |              |           | 1,794.82  | 93,100.00 DR  |
| 30/06/2023  | Closing Balance                        | 35,000.00000 |           |           | 93,100.00 DR  |
| <b>Investments - Vanek Gold Miners ETF - Vanek Gold Miners ETF</b>          |  |              |           |           |               |
| 01/07/2022  | Opening Balance                        | 1,000.00000  |           |           | 40,970.00 DR  |
| 30/06/2023  | Market Value Adjustment                |              | 4,370.00  |           | 45,340.00 DR  |
| 30/06/2023  | Closing Balance                        | 1,000.00000  |           |           | 45,340.00 DR  |
| <b>Cash At Bank - Bell Direct</b>   |  |              |           |           |               |
| 01/07/2022  | Opening Balance                        |              |           |           | 31,869.93 DR  |
| 01/07/2022  | Transfer of Funds - Bell Direct Fee    |              |           | 10.00     | 31,859.93 DR  |
| 01/07/2022  | Transfer of Funds - Bell Direct Fee    |              |           | 10.00     | 31,849.93 DR  |
| 01/07/2022  | Trust to Cash Movement #74859388       |              | 6,420.00  |           | 38,269.93 DR  |
| 05/07/2022  | Direct Credit received TPP             |              | 10.00     |           | 38,279.93 DR  |
| 05/07/2022  | Direct Credit received TPP             |              | 10.00     |           | 38,289.93 DR  |
| 05/07/2022  | Transfer of Funds - Cash to Trust      |              |           | 1,180.00  | 37,109.93 DR  |
| 07/07/2022  | Trust to Cash Movement #75042300       |              | 2,191.84  |           | 39,301.77 DR  |
| 11/07/2022  | Transfer of Funds - Cash to Trust      |              |           | 60.00     | 39,241.77 DR  |
| 14/07/2022  | Trust to Cash Movement #75352800       |              | 17,541.89 |           | 56,783.66 DR  |

**BCF Super Fund**  
**General Ledger Account Movement**  
**For the period from 1 July 2022 to 30 June 2023**

| Date                              | Description                          | Quantity | Debits    | Credits   | Balance      |
|-----------------------------------|--------------------------------------|----------|-----------|-----------|--------------|
| <b>Assets</b>                     |                                      |          |           |           |              |
| <b>Cash At Bank - Bell Direct</b> |                                      |          |           |           |              |
| 21/07/2022                        | Trust to Cash Movement #75605874     |          | 2,034.00  |           | 58,817.66 DR |
| 22/07/2022                        | Transfer of funds - Cash to Trust    |          |           | 15,025.66 | 43,792.00 DR |
| 25/07/2022                        | Transfer of Funds - Cash to Trust    |          |           | 3,358.18  | 40,433.82 DR |
| 27/07/2022                        | Transfer of Funds - Cash to Trust    |          |           | 6,213.00  | 34,220.82 DR |
| 01/08/2022                        | Trust to Cash Movement #75986889     |          | 3,887.00  |           | 38,107.82 DR |
| 05/08/2022                        | Transfer of Funds - Cash to Trust    |          |           | 3,765.00  | 34,342.82 DR |
| 10/08/2022                        | Transfer of Funds - Cash to Trust    |          |           | 230.00    | 34,112.82 DR |
| 15/08/2022                        | Trust to Cash Movement #76673147     |          | 5,440.00  |           | 39,552.82 DR |
| 18/08/2022                        | Transfer of Funds - Cash to Trust    |          |           | 7,965.00  | 31,587.82 DR |
| 22/08/2022                        | Transfer of Funds - Cash to Trust    |          |           | 6,465.00  | 25,122.82 DR |
| 23/08/2022                        | Transfer of Funds - Cash to Trust    |          |           | 7,935.00  | 17,187.82 DR |
| 24/08/2022                        | Transfer of Funds - Cash to Trust    |          |           | 6,486.00  | 10,701.82 DR |
| 26/08/2022                        | Trust to Cash Movement #77370358     |          | 2,670.24  |           | 13,372.06 DR |
| 16/09/2022                        | Trust to Cash Movement #78437948     |          | 8,210.00  |           | 21,582.06 DR |
| 23/09/2022                        | Trust to Cash Movement #78663643     |          | 6,635.00  |           | 28,217.06 DR |
| 27/09/2022                        | Transfer of Funds - Cash to Trust    |          |           | 6,235.00  | 21,982.06 DR |
| 13/10/2022                        | Transfer of Funds - Cash to Trust    |          |           | 11,890.00 | 10,092.06 DR |
| 27/10/2022                        | Trust to Cash Movement #80244829     |          | 11,405.00 |           | 21,497.06 DR |
| 31/10/2022                        | Capitalised Accrued Interest for EOM |          | 2.40      |           | 21,499.46 DR |
| 01/11/2022                        | Trust to Cash Movement #80392452     |          | 13,990.40 |           | 35,489.86 DR |
| 10/11/2022                        | Transfer of Funds - Cash to Trust    |          |           | 23,799.48 | 11,690.38 DR |
| 15/11/2022                        | Transfer of Funds - Cash to Trust    |          |           | 9,455.00  | 2,235.38 DR  |
| 17/11/2022                        | Transfer of Funds - Cash to Trust    |          |           | 460.00    | 1,775.38 DR  |
| 29/11/2022                        | Transfer of Funds - Cash to Trust    |          |           | 780.00    | 995.38 DR    |
| 30/11/2022                        | Capitalised Accrued Interest for EOM |          | 3.76      |           | 999.14 DR    |
| 08/12/2022                        | Trust to Cash Movement #82332230     |          | 15,375.00 |           | 16,374.14 DR |
| 31/12/2022                        | Capitalised Accrued Interest for EOM |          | 6.56      |           | 16,380.70 DR |
| 03/01/2023                        | Trust to Cash Movement #83328175     |          | 13,575.00 |           | 29,955.70 DR |
| 05/01/2023                        | Transfer of Funds - Cash to Trust    |          |           | 12,490.00 | 17,465.70 DR |
| 11/01/2023                        | Trust to Cash Movement #83543826     |          | 16,175.00 |           | 33,640.70 DR |
| 13/01/2023                        | Transfer of Funds - Cash to Trust    |          |           | 8,625.00  | 25,015.70 DR |
| 19/01/2023                        | Transfer of Funds - Cash to Trust    |          |           | 7,155.00  | 17,860.70 DR |
| 31/01/2023                        | Capitalised Accrued Interest for EOM |          | 10.59     |           | 17,871.29 DR |
| 06/02/2023                        | Transfer of Funds - Cash to Trust    |          |           | 4,732.90  | 13,138.39 DR |
| 15/02/2023                        | Transfer of Funds - Cash to Trust    |          |           | 5,915.00  | 7,223.39 DR  |
| 20/02/2023                        | Trust to Cash Movement #85513989     |          | 12,170.00 |           | 19,393.39 DR |
| 22/02/2023                        | Transfer of Funds - Cash to Trust    |          |           | 5,565.00  | 13,828.39 DR |
| 24/02/2023                        | Trust to Cash Movement #85832066     |          | 269.20    |           | 14,097.59 DR |
| 27/02/2023                        | Trust to Cash Movement #85909565     |          | 3,824.80  |           | 17,922.39 DR |
| 28/02/2023                        | Capitalised Accrued Interest for EOM |          | 7.50      |           | 17,929.89 DR |
| 01/03/2023                        | Transfer of Funds - Bell Direct Fee  |          |           | 10.00     | 17,919.89 DR |
| 13/03/2023                        | Direct Credit received TPP           |          | 10.00     |           | 17,929.89 DR |
| 14/03/2023                        | Transfer of Funds - Cash to Trust    |          |           | 6,015.00  | 11,914.89 DR |
| 23/03/2023                        | Transfer of Funds - Cash to Trust    |          |           | 2,225.00  | 9,689.89 DR  |
| 31/03/2023                        | Capitalised Accrued Interest for EOM |          | 10.17     |           | 9,700.06 DR  |
| 31/03/2023                        | Trust to Cash Movement #87697655     |          | 6,785.00  |           | 16,485.06 DR |
| 03/04/2023                        | Transfer of Funds - Cash to Trust    |          |           | 1,099.68  | 15,385.38 DR |
| 04/04/2023                        | Transfer of Funds - Cash to Trust    |          |           | 4,315.32  | 11,070.06 DR |
| 06/04/2023                        | Transfer of Funds - Cash to Trust    |          |           | 5,915.00  | 5,155.06 DR  |
| 12/04/2023                        | Trust to Cash Movement #88169298     |          | 870.00    |           | 6,025.06 DR  |
| 21/04/2023                        | Trust to Cash Movement #88599352     |          | 868.24    |           | 6,893.30 DR  |
| 26/04/2023                        | Trust to Cash Movement #88756821     |          | 5,261.76  |           | 12,155.06 DR |
| 30/04/2023                        | Capitalised Accrued Interest for EOM |          | 6.22      |           | 12,161.28 DR |
| 12/05/2023                        | Transfer of Funds - Cash to Trust    |          |           | 2,465.00  | 9,696.28 DR  |
| 15/05/2023                        | Transfer of Funds - Cash to Trust    |          |           | 5,815.00  | 3,881.28 DR  |
| 17/05/2023                        | Trust to Cash Movement #90011150     |          | 1,800.21  |           | 5,681.49 DR  |
| 18/05/2023                        | Trust to Cash Movement #90020279     |          | 4,259.79  |           | 9,941.28 DR  |
| 22/05/2023                        | Direct Credit received RDB           |          | 40,000.00 |           | 49,941.28 DR |

**BCF Super Fund**  
**General Ledger Account Movement**  
**For the period from 1 July 2022 to 30 June 2023**

| Date                                   | Description                                       | Quantity | Debits    | Credits   | Balance            |
|--|---|----------|-----------|-----------|--------------------|
| <b>Assets</b>                          |   |          |           |           |                    |
| <b>Cash At Bank - Bell Direct</b>      |   |          |           |           |                    |
| 23/05/2023                             | Transfer of Funds - Cash to Trust                 |          |           | 36,387.47 | 13,553.81 DR       |
| 29/05/2023                             | Trust to Cash Movement #90616530                  |          | 6,110.00  |           | 19,663.81 DR       |
| 31/05/2023                             | Capitalised Accrued Interest for EOM              |          | 11.65     |           | 19,675.46 DR       |
| 08/06/2023                             | Transfer of Funds - Cash to Trust                 |          |           | 5,915.00  | 13,760.46 DR       |
| 09/06/2023                             | Transfer of Funds - Cash to Trust                 |          |           | 7,055.00  | 6,705.46 DR        |
| 14/06/2023                             | Transfer of Funds - Cash to Trust                 |          |           | 5,865.00  | 840.46 DR          |
| 20/06/2023                             | Trust to Cash Movement #91868435                  |          | 1,340.00  |           | 2,180.46 DR        |
| 22/06/2023                             | Trust to Cash Movement #92123507                  |          | 5,013.72  |           | 7,194.18 DR        |
| 27/06/2023                             | Transfer of Funds - Cash to Trust                 |          |           | 4,873.00  | 2,321.18 DR        |
| 30/06/2023                             | Capitalised Accrued Interest for EOM              |          | 7.46      |           | 2,328.64 DR        |
| 30/06/2023                             | <b>Closing Balance</b>                            |          |           |           | <b>2,328.64 DR</b> |
| <b>Cash At Bank - NAB Cash Manager</b> |   |          |           |           |                    |
| 01/07/2022                             | <b>Opening Balance</b>                            |          |           |           | <b>654.82 DR</b>   |
| 01/07/2022                             | INTERNET TRANSFER ONLINE V6958772144 q1 super rdb |          | 6,875.00  |           | 7,529.82 DR        |
| 18/07/2022                             | 001279361553 BBOZ DST 513275                      |          | 389.73    |           | 7,919.55 DR        |
| 21/07/2022                             | 001279723120 FOR DST 489549                       |          | 1,012.50  |           | 8,932.05 DR        |
| 29/07/2022                             | Credit interest                                   |          | 2.22      |           | 8,934.27 DR        |
| 31/08/2022                             | Credit interest                                   |          | 9.32      |           | 8,943.59 DR        |
| 16/09/2022                             | 001283813665 BTI SPC 16/09 535918                 |          | 2,960.00  |           | 11,903.59 DR       |
| 30/09/2022                             | 001284767782 LSF FNL DIV 609879                   |          | 1,012.50  |           | 12,916.09 DR       |
| 30/09/2022                             | 001284895925 WQG DIV 535917                       |          | 960.00    |           | 13,876.09 DR       |
| 30/09/2022                             | Credit interest                                   |          | 15.20     |           | 13,891.29 DR       |
| 05/10/2022                             | INTERNET TRANSFER ONLINE V1734037378 rdb super q2 |          | 6,875.00  |           | 20,766.29 DR       |
| 31/10/2022                             | Credit interest                                   |          | 36.48     |           | 20,802.77 DR       |
| 01/11/2022                             | MR JACK HENRY BEARDS                              |          | 2,000.00  |           | 22,802.77 DR       |
| 04/11/2022                             | S00037294781 MAGELLAN FLAGSHIP 444594             |          | 318.56    |           | 23,121.33 DR       |
| 10/11/2022                             | Swyftx CT.bgjji CT.bgjji AUD Payout               |          | 36,000.00 |           | 59,121.33 DR       |
| 30/11/2022                             | Credit interest                                   |          | 98.49     |           | 59,219.82 DR       |
| 08/12/2022                             | INTERNET BILL PAYMNT INTERNET BPAY REGAL INVEST   |          |           | 10,000.00 | 49,219.82 DR       |
| 30/12/2022                             | Credit interest                                   |          | 115.59    |           | 49,335.41 DR       |
| 09/01/2023                             | INTERNET TRANSFER ONLINE T9420551273 rdb super q3 |          | 6,875.00  |           | 56,210.41 DR       |
| 17/01/2023                             | 001288017911 FOR DST 489549                       |          | 300.00    |           | 56,510.41 DR       |
| 31/01/2023                             | 001289187839 RF1 DST 535592                       |          | 4,998.30  |           | 61,508.71 DR       |
| 31/01/2023                             | Credit interest                                   |          | 135.40    |           | 61,644.11 DR       |
| 06/02/2023                             | INTERNET BILL PAYMNT INTERNET BPAY BOARDROOM I    |          |           | 30,000.00 | 31,644.11 DR       |
| 28/02/2023                             | Credit interest                                   |          | 83.23     |           | 31,727.34 DR       |
| 02/03/2023                             | 001289791485 BTI ITM DIV 535918                   |          | 1,575.00  |           | 33,302.34 DR       |
| 31/03/2023                             | 001295103355 WQG DIV 535917                       |          | 1,300.00  |           | 34,602.34 DR       |
| 31/03/2023                             | Credit interest                                   |          | 83.55     |           | 34,685.89 DR       |
| 03/04/2023                             | INTERNET TRANSFER ONLINE B6056175202 rdb super q4 |          | 6,875.00  |           | 41,560.89 DR       |
| 04/04/2023                             | 001295045514 LSF ITM DIV 609879                   |          | 1,500.00  |           | 43,060.89 DR       |
| 13/04/2023                             | S00037294781 Hearts and Minds 255730              |          | 5,737.50  |           | 48,798.39 DR       |
| 28/04/2023                             | Credit interest                                   |          | 107.44    |           | 48,905.83 DR       |
| 04/05/2023                             | PC280423-193272642SuperChoice P/L 481471          |          | 198.85    |           | 49,104.68 DR       |
| 05/05/2023                             | S00037294781 TGF DIV 255730                       |          | 5,000.00  |           | 54,104.68 DR       |
| 12/05/2023                             | S00037294781 MAGELLAN FLAGSHIP 444594             |          | 225.00    |           | 54,329.68 DR       |
| 19/05/2023                             | INTERNET TRANSFER INTERNET TRANSFER BCF BELL C    |          |           | 40,000.00 | 14,329.68 DR       |
| 31/05/2023                             | Credit interest                                   |          | 111.94    |           | 14,441.62 DR       |
| 05/06/2023                             | INTERNET TRANSFER INTERNET TRANSFER 137430 1 BC   |          |           | 440.00    | 14,001.62 DR       |
| 06/06/2023                             | INTERNET BILL PAYMNT INTERNET BPAY TAX OFFICE P/  |          |           | 5,036.93  | 8,964.69 DR        |
| 06/06/2023                             | INTERNET TRANSFER INTERNET TRANSFER 7399 BCF SF   |          |           | 3,300.00  | 5,664.69 DR        |
| 30/06/2023                             | 001298090168 WQG QRTL DIV 535917                  |          | 492.00    |           | 6,156.69 DR        |
| 30/06/2023                             | Credit interest                                   |          | 20.93     |           | 6,177.62 DR        |
| 30/06/2023                             | <b>Closing Balance</b>                            |          |           |           | <b>6,177.62 DR</b> |

**BCF Super Fund**  
**General Ledger Account Movement**  
**For the period from 1 July 2022 to 30 June 2023**

| Date   | Description                                    | Quantity | Debits    | Credits   | Balance      |
|--|--|----------|-----------|-----------|--------------|
| <b>Assets</b>                                    |  |          |           |           |              |
| <b>Cash At Bank - Swyftx Crypto Bank Account</b> |  |          |           |           |              |
| 01/07/2022                                       | Opening Balance                                |          |           |           | 36,154.62 DR |
| 10/11/2022                                       | Withdrawal                                     |          |           | 36,000.00 | 154.62 DR    |
| 30/06/2023                                       | Closing Balance                                |          |           |           | 154.62 DR    |
| <b>Other Assets - Unsettled Trades</b>           |  |          |           |           |              |
| <b>Acquisitions - Managed Investments</b>        |  |          |           |           |              |
| <b>Frazis Fund</b>                               |  |          |           |           |              |
| 01/07/2022                                       | Opening Balance                                |          |           |           | 0.00         |
| 06/02/2023                                       | INTERNET BILL PAYMNT INTERNET BPAY BOARDROOM I |          |           | 30,000.00 | 30,000.00 CR |
| 06/02/2023                                       | INTERNET BILL PAYMNT INTERNET BPAY BOARDROOM I |          | 30,000.00 |           | 0.00 CR      |
| 30/06/2023                                       | Closing Balance                                |          |           |           | 0.00         |
| <b>Acquisitions - Shares in Listed Companies</b> |  |          |           |           |              |
| <b>Bailador Technology Investments Limited</b>   |  |          |           |           |              |
| 01/07/2022                                       | Opening Balance                                |          |           |           | 0.00         |
| 06/07/2022                                       | Purchase of 5000 of BTI @ \$1.395272           |          |           | 6,990.00  | 6,990.00 CR  |
| 06/07/2022                                       | Purchase of 5000 of BTI @ \$1.395272           |          | 6,990.00  |           | 0.00 CR      |
| 06/07/2022                                       | Purchase of 5000 of BTI @ \$1.405272           |          |           | 7,040.00  | 7,040.00 CR  |
| 06/07/2022                                       | Purchase of 5000 of BTI @ \$1.405272           |          | 7,040.00  |           | 0.00 CR      |
| 08/07/2022                                       | Purchase of 5000 of BTI @ \$1.380272           |          |           | 6,915.00  | 6,915.00 CR  |
| 08/07/2022                                       | Purchase of 5000 of BTI @ \$1.380272           |          | 6,855.00  |           | 60.00 CR     |
| 11/07/2022                                       | Purchase of 5000 of BTI @ \$1.380272           |          | 60.00     |           | 0.00 CR      |
| 21/07/2022                                       | Purchase of 5000 of BTI @ \$1.395236           |          |           | 6,988.00  | 6,988.00 CR  |
| 21/07/2022                                       | Purchase of 5000 of BTI @ \$1.420236           |          |           | 7,113.00  | 14,101.00 CR |
| 22/07/2022                                       | Purchase of 5000 of BTI @ \$1.395236           |          | 6,988.00  |           | 7,113.00 CR  |
| 22/07/2022                                       | Purchase of 5000 of BTI @ \$1.420236           |          | 7,113.00  |           | 0.00 CR      |
| 09/11/2022                                       | Purchase of 5000 of BTI @ \$1.290272           |          |           | 6,465.00  | 6,465.00 CR  |
| 10/11/2022                                       | Purchase of 5000 of BTI @ \$1.290272           |          | 6,465.00  |           | 0.00 CR      |
| 13/06/2023                                       | Purchase of 5000 of BTI @ \$1.170272           |          |           | 5,865.00  | 5,865.00 CR  |
| 14/06/2023                                       | Purchase of 5000 of BTI @ \$1.170272           |          | 5,865.00  |           | 0.00 CR      |
| 30/06/2023                                       | Closing Balance                                |          |           |           | 0.00         |
| <b>Hearts And Minds Investments Limited</b>      |  |          |           |           |              |
| 01/07/2022                                       | Opening Balance                                |          |           |           | 0.00         |
| 06/07/2022                                       | Purchase of 2500 of HM1 @ \$2.169808           |          |           | 5,438.16  | 5,438.16 CR  |
| 06/07/2022                                       | Purchase of 2500 of HM1 @ \$2.169808           |          | 5,438.16  |           | 0.00 CR      |
| 06/04/2023                                       | Purchase of 2500 of HM1 @ \$2.420544           |          |           | 6,065.00  | 6,065.00 CR  |
| 06/04/2023                                       | Purchase of 2500 of HM1 @ \$2.420544           |          | 6,065.00  |           | 0.00 CR      |
| 20/04/2023                                       | Purchase of 2500 of HM1 @ \$2.330544           |          |           | 5,840.00  | 5,840.00 CR  |
| 20/04/2023                                       | Purchase of 2500 of HM1 @ \$2.330544           |          | 1,023.24  |           | 4,816.76 CR  |
| 20/04/2023                                       | Purchase of 2500 of HM1 @ \$2.330544           |          | 5,685.00  |           | 868.24 DR    |
| 21/04/2023                                       | Purchase of 2500 of HM1 @ \$2.330544           |          |           | 868.24    | 0.00 CR      |
| 30/06/2023                                       | Closing Balance                                |          |           |           | 0.00         |
| <b>L1 Long Short Fund Limited</b>                |  |          |           |           |              |
| 01/07/2022                                       | Opening Balance                                |          |           |           | 0.00         |
| 19/07/2022                                       | Purchase of 2500 of LSF @ \$2.380472           |          |           | 5,963.00  | 5,963.00 CR  |
| 19/07/2022                                       | Purchase of 2500 of LSF @ \$2.380472           |          | 5,963.00  |           | 0.00 CR      |
| 26/07/2022                                       | Purchase of 2500 of LSF @ \$2.480472           |          |           | 6,213.00  | 6,213.00 CR  |
| 27/07/2022                                       | Purchase of 2500 of LSF @ \$2.480472           |          | 6,213.00  |           | 0.00 CR      |
| 16/11/2022                                       | Purchase of 3000 of LSF @ \$2.610453           |          |           | 7,845.00  | 7,845.00 CR  |
| 16/11/2022                                       | Purchase of 3000 of LSF @ \$2.610453           |          | 7,385.00  |           | 460.00 CR    |
| 17/11/2022                                       | Purchase of 3000 of LSF @ \$2.610453           |          | 460.00    |           | 0.00 CR      |
| 04/01/2023                                       | Purchase of 4500 of LSF @ \$2.770504           |          |           | 12,490.00 | 12,490.00 CR |
| 05/01/2023                                       | Purchase of 4500 of LSF @ \$2.770504           |          | 12,490.00 |           | 0.00 CR      |
| 12/01/2023                                       | Purchase of 3000 of LSF @ \$2.870453           |          |           | 8,625.00  | 8,625.00 CR  |
| 13/01/2023                                       | Purchase of 3000 of LSF @ \$2.870453           |          | 8,625.00  |           | 0.00 CR      |
| 11/05/2023                                       | Purchase of 3000 of LSF @ \$2.820453           |          |           | 8,475.00  | 8,475.00 CR  |
| 11/05/2023                                       | Purchase of 3000 of LSF @ \$2.820453           |          | 6,010.00  |           | 2,465.00 CR  |

**BCF Super Fund**  
**General Ledger Account Movement**  
**For the period from 1 July 2022 to 30 June 2023**

| Date  | Description                           | Quantity | Debits    | Credits   | Balance      |
|---|---------------------------------------|----------|-----------|-----------|--------------|
| <b>Assets</b>                                   |                                       |          |           |           |              |
| 12/05/2023                                      | Purchase of 3000 of LSF @ \$2.820453  |          | 2,465.00  |           | 0.00 CR      |
| 30/06/2023                                      | <b>Closing Balance</b>                |          |           |           | <b>0.00</b>  |
| <b>MFF Capital Investments Limited</b>          |                                       |          |           |           |              |
| 01/07/2022                                      | <b>Opening Balance</b>                |          |           |           | <b>0.00</b>  |
| 12/08/2022                                      | Purchase of 3000 of MFF @ \$2.630453  |          |           | 7,905.00  | 7,905.00 CR  |
| 12/08/2022                                      | Purchase of 3000 of MFF @ \$2.630453  |          | 6,510.00  |           | 1,395.00 CR  |
| 12/08/2022                                      | Purchase of 3000 of MFF @ \$2.630453  |          | 6,835.00  |           | 5,440.00 DR  |
| 15/08/2022                                      | Purchase of 3000 of MFF @ \$2.630453  |          |           | 5,440.00  | 0.00 CR      |
| 22/08/2022                                      | Purchase of 3000 of MFF @ \$2.640453  |          |           | 7,935.00  | 7,935.00 CR  |
| 23/08/2022                                      | Purchase of 3000 of MFF @ \$2.540453  |          |           | 5,388.00  | 13,323.00 CR |
| 23/08/2022                                      | Purchase of 3000 of MFF @ \$2.540453  |          |           | 7,635.00  | 20,958.00 CR |
| 23/08/2022                                      | Purchase of 3000 of MFF @ \$2.540453  |          | 6,537.00  |           | 14,421.00 CR |
| 23/08/2022                                      | Purchase of 3000 of MFF @ \$2.640453  |          | 7,935.00  |           | 6,486.00 CR  |
| 24/08/2022                                      | Purchase of 3000 of MFF @ \$2.540453  |          | 6,486.00  |           | 0.00 CR      |
| 12/10/2022                                      | Purchase of 3000 of MFF @ \$2.270453  |          |           | 6,825.00  | 6,825.00 CR  |
| 13/10/2022                                      | Purchase of 3000 of MFF @ \$2.270453  |          | 6,825.00  |           | 0.00 CR      |
| 30/06/2023                                      | <b>Closing Balance</b>                |          |           |           | <b>0.00</b>  |
| <b>New Hope Corporation Limited</b>             |                                       |          |           |           |              |
| 01/07/2022                                      | <b>Opening Balance</b>                |          |           |           | <b>0.00</b>  |
| 22/05/2023                                      | Purchase of 8000 of NHC @ \$5.310482  |          |           | 42,522.47 | 42,522.47 CR |
| 22/05/2023                                      | Purchase of 8000 of NHC @ \$5.310482  |          | 6,135.00  |           | 36,387.47 CR |
| 23/05/2023                                      | Purchase of 8000 of NHC @ \$5.310482  |          | 36,387.47 |           | 0.00 CR      |
| 08/06/2023                                      | Purchase of 2000 of NHC @ \$5.141135  |          |           | 10,305.00 | 10,305.00 CR |
| 08/06/2023                                      | Purchase of 2000 of NHC @ \$5.141135  |          | 10,305.00 |           | 0.00 CR      |
| 26/06/2023                                      | Purchase of 1000 of NHC @ \$4.86118   |          |           | 4,873.00  | 4,873.00 CR  |
| 27/06/2023                                      | Purchase of 1000 of NHC @ \$4.86118   |          | 4,873.00  |           | 0.00 CR      |
| 30/06/2023                                      | <b>Closing Balance</b>                |          |           |           | <b>0.00</b>  |
| <b>Thorney Technologies Ltd</b>                 |                                       |          |           |           |              |
| 01/07/2022                                      | <b>Opening Balance</b>                |          |           |           | <b>0.00</b>  |
| 04/08/2022                                      | Purchase of 15000 of TEK @ \$0.250091 |          |           | 3,765.00  | 3,765.00 CR  |
| 05/08/2022                                      | Purchase of 15000 of TEK @ \$0.250091 |          | 3,765.00  |           | 0.00 CR      |
| 03/02/2023                                      | Purchase of 30000 of TEK @ \$0.190045 |          |           | 5,715.00  | 5,715.00 CR  |
| 03/02/2023                                      | Purchase of 30000 of TEK @ \$0.190045 |          | 5,715.00  |           | 0.00 CR      |
| 13/03/2023                                      | Purchase of 30000 of TEK @ \$0.200045 |          |           | 6,015.00  | 6,015.00 CR  |
| 14/03/2023                                      | Purchase of 30000 of TEK @ \$0.200045 |          | 6,015.00  |           | 0.00 CR      |
| 31/03/2023                                      | Purchase of 6026 of TEK @ \$0.180226  |          |           | 1,099.68  | 1,099.68 CR  |
| 03/04/2023                                      | Purchase of 23974 of TEK @ \$0.18     |          |           | 4,315.32  | 5,415.00 CR  |
| 03/04/2023                                      | Purchase of 6026 of TEK @ \$0.180226  |          | 1,099.68  |           | 4,315.32 CR  |
| 04/04/2023                                      | Purchase of 23974 of TEK @ \$0.18     |          | 4,315.32  |           | 0.00 CR      |
| 30/06/2023                                      | <b>Closing Balance</b>                |          |           |           | <b>0.00</b>  |
| <b>Tribeca Global Natural Resources Limited</b> |                                       |          |           |           |              |
| 01/07/2022                                      | <b>Opening Balance</b>                |          |           |           | <b>0.00</b>  |
| 23/08/2022                                      | Purchase of 2500 of TGF @ \$2.150472  |          |           | 5,388.00  | 5,388.00 CR  |
| 23/08/2022                                      | Purchase of 2500 of TGF @ \$2.150472  |          | 5,388.00  |           | 0.00 CR      |
| 12/10/2022                                      | Purchase of 2500 of TGF @ \$2.020544  |          |           | 5,065.00  | 5,065.00 CR  |
| 13/10/2022                                      | Purchase of 2500 of TGF @ \$2.020544  |          | 5,065.00  |           | 0.00 CR      |
| 14/02/2023                                      | Purchase of 2500 of TGF @ \$2.360544  |          |           | 5,915.00  | 5,915.00 CR  |
| 15/02/2023                                      | Purchase of 2500 of TGF @ \$2.360544  |          | 5,915.00  |           | 0.00 CR      |
| 21/02/2023                                      | Purchase of 2500 of TGF @ \$2.220544  |          |           | 5,565.00  | 5,565.00 CR  |
| 22/02/2023                                      | Purchase of 2500 of TGF @ \$2.220544  |          | 5,565.00  |           | 0.00 CR      |
| 08/06/2023                                      | Purchase of 4000 of TGF @ \$1.73034   |          |           | 6,935.00  | 6,935.00 CR  |
| 08/06/2023                                      | Purchase of 4000 of TGF @ \$1.73034   |          | 6,935.00  |           | 0.00 CR      |
| 30/06/2023                                      | <b>Closing Balance</b>                |          |           |           | <b>0.00</b>  |

**BCF Super Fund**  
**General Ledger Account Movement**  
**For the period from 1 July 2022 to 30 June 2023**

| Date  | Description                           | Quantity | Debits    | Credits   | Balance      |
|---|---------------------------------------|----------|-----------|-----------|--------------|
| <b>Assets</b>   |                                       |          |           |           |              |
| <b>Wcm Global Growth Limited</b>  |                                       |          |           |           |              |
| 01/07/2022  | Opening Balance                       |          |           |           | 0.00         |
| 14/11/2022  | Purchase of 8000 of WQG @ \$1.18017   |          |           | 9,455.00  | 9,455.00 CR  |
| 15/11/2022  | Purchase of 8000 of WQG @ \$1.18017   |          | 9,455.00  |           | 0.00 CR      |
| 03/02/2023  | Purchase of 10000 of WQG @ \$1.110227 |          |           | 11,125.00 | 11,125.00 CR |
| 03/02/2023  | Purchase of 10000 of WQG @ \$1.110227 |          | 11,125.00 |           | 0.00 CR      |
| 07/06/2023  | Purchase of 5000 of WQG @ \$1.180272  |          |           | 5,915.00  | 5,915.00 CR  |
| 08/06/2023  | Purchase of 5000 of WQG @ \$1.180272  |          | 5,915.00  |           | 0.00 CR      |
| 30/06/2023  | Closing Balance                       |          |           |           | 0.00         |
| <b>Acquisitions - Units In Listed Unit Trusts</b>   |                                       |          |           |           |              |
| <b>Betashares Australian Strong Bear (Hedge Fund) - Betashares Australian Strong Bear (Hedge Fu</b> |                                       |          |           |           |              |
| 01/07/2022  | Opening Balance                       |          |           |           | 0.00         |
| 12/07/2022  | Purchase of 2000 of BBOZ @ \$4.71059  |          |           | 9,433.00  | 9,433.00 CR  |
| 14/07/2022  | Purchase of 2000 of BBOZ @ \$4.71059  |          | 9,433.00  |           | 0.00 CR      |
| 08/06/2023  | Purchase of 4000 of BBOZ @ \$3.590568 |          |           | 6,935.00  | 6,935.00 CR  |
| 08/06/2023  | Purchase of 4000 of BBOZ @ \$3.590568 |          |           | 10,305.00 | 17,240.00 CR |
| 08/06/2023  | Purchase of 4000 of BBOZ @ \$3.590568 |          |           | 14,385.00 | 31,625.00 CR |
| 08/06/2023  | Purchase of 4000 of BBOZ @ \$3.590568 |          | 11,345.00 |           | 20,280.00 CR |
| 08/06/2023  | Purchase of 4000 of BBOZ @ \$3.590568 |          | 13,225.00 |           | 7,055.00 CR  |
| 09/06/2023  | Purchase of 4000 of BBOZ @ \$3.590568 |          | 7,055.00  |           | 0.00 CR      |
| 30/06/2023  | Closing Balance                       |          |           |           | 0.00         |
| <b>ETFs Ultra Short Nasdaq 100 Hedge Fund - ETFs Ultra Short Nasdaq 100 Hedge Fund</b>              |                                       |          |           |           |              |
| 01/07/2022  | Opening Balance                       |          |           |           | 0.00         |
| 12/07/2022  | Purchase of 1500 of SNAS @ \$5.140787 |          |           | 7,723.00  | 7,723.00 CR  |
| 14/07/2022  | Purchase of 1500 of SNAS @ \$5.140787 |          | 7,723.00  |           | 0.00 CR      |
| 30/06/2023  | Closing Balance                       |          |           |           | 0.00         |
| <b>Forager Australian Shares Fund - Ordinary Units Fully Paid</b>                                   |                                       |          |           |           |              |
| 01/07/2022  | Opening Balance                       |          |           |           | 0.00         |
| 21/07/2022  | Purchase of 1058 of FOR @ \$1.271115  |          |           | 1,356.66  | 1,356.66 CR  |
| 22/07/2022  | Purchase of 1058 of FOR @ \$1.271115  |          | 1,356.66  |           | 0.00 CR      |
| 22/07/2022  | Purchase of 5442 of FOR @ \$1.29      |          |           | 7,020.18  | 7,020.18 CR  |
| 22/07/2022  | Purchase of 5442 of FOR @ \$1.29      |          | 3,662.00  |           | 3,358.18 CR  |
| 25/07/2022  | Purchase of 5442 of FOR @ \$1.29      |          | 3,358.18  |           | 0.00 CR      |
| 30/06/2023  | Closing Balance                       |          |           |           | 0.00         |
| <b>Global X Ultra Long Nasdaq 100 Hedge Fund - Global X Ultra Long Nasdaq 100 Hedge Fund</b>        |                                       |          |           |           |              |
| 01/07/2022  | Opening Balance                       |          |           |           | 0.00         |
| 22/03/2023  | Purchase of 1500 of LNAS @ \$5.930907 |          |           | 8,910.00  | 8,910.00 CR  |
| 22/03/2023  | Purchase of 1500 of LNAS @ \$5.930907 |          | 6,685.00  |           | 2,225.00 CR  |
| 23/03/2023  | Purchase of 1500 of LNAS @ \$5.930907 |          | 2,225.00  |           | 0.00 CR      |
| 30/06/2023  | Closing Balance                       |          |           |           | 0.00         |
| <b>Ophir High Conviction Fund - Ordinary Units Fully Paid</b>                                       |                                       |          |           |           |              |
| 01/07/2022  | Opening Balance                       |          |           |           | 0.00         |
| 04/07/2022  | Purchase of 3000 of OPH @ \$2.370453  |          |           | 7,125.00  | 7,125.00 CR  |
| 04/07/2022  | Purchase of 3000 of OPH @ \$2.370453  |          | 5,945.00  |           | 1,180.00 CR  |
| 05/07/2022  | Purchase of 3000 of OPH @ \$2.370453  |          | 1,180.00  |           | 0.00 CR      |
| 20/07/2022  | OPH DRP                               |          |           | 5,010.08  | 5,010.08 CR  |
| 20/07/2022  | OPH DRP                               |          | 5,010.08  |           | 0.00 CR      |
| 21/07/2022  | Purchase of 3000 of OPH @ \$2.564393  |          |           | 7,705.00  | 7,705.00 CR  |
| 22/07/2022  | Purchase of 3000 of OPH @ \$2.564393  |          | 7,705.00  |           | 0.00 CR      |
| 09/08/2022  | Purchase of 2500 of OPH @ \$2.600544  |          |           | 6,515.00  | 6,515.00 CR  |
| 09/08/2022  | Purchase of 2500 of OPH @ \$2.600544  |          | 6,285.00  |           | 230.00 CR    |
| 10/08/2022  | Purchase of 2500 of OPH @ \$2.600544  |          | 230.00    |           | 0.00 CR      |
| 19/08/2022  | Purchase of 2500 of OPH @ \$2.580544  |          |           | 6,465.00  | 6,465.00 CR  |
| 22/08/2022  | Purchase of 2500 of OPH @ \$2.580544  |          | 6,465.00  |           | 0.00 CR      |
| 09/11/2022  | Purchase of 3855 of OPH @ \$2.500353  |          |           | 9,652.50  | 9,652.50 CR  |
| 10/11/2022  | Purchase of 3855 of OPH @ \$2.500353  |          | 9,652.50  |           | 0.00 CR      |
| 28/11/2022  | Purchase of 3000 of OPH @ \$2.450453  |          |           | 7,365.00  | 7,365.00 CR  |

**BCF Super Fund**  
**General Ledger Account Movement**  
**For the period from 1 July 2022 to 30 June 2023**

| Date   | Description                            | Quantity | Debits    | Credits   | Balance             |
|--|--|----------|-----------|-----------|---------------------|
| <b>Assets</b>  |  |          |           |           |                     |
| 28/11/2022   | Purchase of 3000 of OPH @ \$2.450453   |          | 6,585.00  |           | 780.00 CR           |
| 29/11/2022   | Purchase of 3000 of OPH @ \$2.450453   |          | 780.00    |           | 0.00 CR             |
| 18/01/2023   | Purchase of 3000 of OPH @ \$2.380453   |          |           | 7,155.00  | 7,155.00 CR         |
| 19/01/2023   | Purchase of 3000 of OPH @ \$2.380453   |          | 7,155.00  |           | 0.00 CR             |
| 05/04/2023   | Purchase of 2500 of OPH @ \$2.360544   |          |           | 5,915.00  | 5,915.00 CR         |
| 06/04/2023   | Purchase of 2500 of OPH @ \$2.360544   |          | 5,915.00  |           | 0.00 CR             |
| 12/05/2023   | Purchase of 2500 of OPH @ \$2.320544   |          |           | 5,815.00  | 5,815.00 CR         |
| 15/05/2023   | Purchase of 2500 of OPH @ \$2.320544   |          | 5,815.00  |           | 0.00 CR             |
| 19/06/2023   | Purchase of 5000 of OPH @ \$2.490454   |          |           | 12,475.00 | 12,475.00 CR        |
| 19/06/2023   | Purchase of 5000 of OPH @ \$2.490454   |          | 12,475.00 |           | 0.00 CR             |
| <b>30/06/2023</b>  | <b>Closing Balance</b>                 |          |           |           | <b>0.00</b>         |
| <b>Regal Investment Fund - Ordinary Units Fully Paid</b> |  |          |           |           |                     |
| <b>01/07/2022</b>  | <b>Opening Balance</b>                 |          |           |           | <b>11,500.00</b> CR |
| 01/07/2022   | Purchase of 2000 of RF1 @ \$2.810455   |          | 5,630.00  |           | 5,870.00 CR         |
| 01/07/2022   | Purchase of 2000 of RF1 @ \$2.930455   |          | 5,870.00  |           | 0.00 CR             |
| 17/08/2022   | Purchase of 2500 of RF1 @ \$3.180544   |          |           | 7,965.00  | 7,965.00 CR         |
| 18/08/2022   | Purchase of 2500 of RF1 @ \$3.180544   |          | 7,965.00  |           | 0.00 CR             |
| 22/08/2022   | RF1 DRP                                |          |           | 8,868.96  | 8,868.96 CR         |
| 22/08/2022   | RF1 DRP                                |          | 8,868.96  |           | 0.00 CR             |
| 26/09/2022   | Purchase of 2000 of RF1 @ \$3.11068    |          |           | 6,235.00  | 6,235.00 CR         |
| 27/09/2022   | Purchase of 2000 of RF1 @ \$3.11068    |          | 6,235.00  |           | 0.00 CR             |
| 09/11/2022   | Purchase of 2411 of RF1 @ \$3.180564   |          |           | 7,681.98  | 7,681.98 CR         |
| 10/11/2022   | Purchase of 2411 of RF1 @ \$3.180564   |          | 7,681.98  |           | 0.00 CR             |
| 08/12/2022   | 301c                                   |          | 10,000.00 |           | 10,000.00 DR        |
| 19/12/2022   | 301c                                   |          |           | 10,000.00 | 0.00 CR             |
| 02/02/2023   | Purchase of 3000 of RF1 @ \$2.899753   |          |           | 8,712.90  | 8,712.90 CR         |
| 02/02/2023   | Purchase of 3000 of RF1 @ \$2.899753   |          | 8,712.90  |           | 0.00 CR             |
| 24/02/2023   | Purchase of 3000 of RF1 @ \$2.730393   |          |           | 8,203.00  | 8,203.00 CR         |
| 24/02/2023   | Purchase of 3000 of RF1 @ \$2.730393   |          | 5,515.80  |           | 2,687.20 CR         |
| 24/02/2023   | Purchase of 3000 of RF1 @ \$2.730393   |          | 6,512.00  |           | 3,824.80 DR         |
| 27/02/2023   | Purchase of 3000 of RF1 @ \$2.730393   |          |           | 3,824.80  | 0.00 CR             |
| <b>30/06/2023</b>  | <b>Closing Balance</b>                 |          |           |           | <b>0.00</b>         |
| <b>Disposals - Shares in Listed Companies</b>            |  |          |           |           |                     |
| <b>Bailador Technology Investments Limited</b>           |  |          |           |           |                     |
| <b>01/07/2022</b>  | <b>Opening Balance</b>                 |          |           |           | <b>0.00</b>         |
| 12/07/2022   | Sale of 5000 units of BTI @ \$1.387792 |          | 6,927.14  |           | 6,927.14 DR         |
| 12/07/2022   | Sale of 5000 units of BTI @ \$1.389764 |          | 6,937.00  |           | 13,864.14 DR        |
| 14/07/2022   | Sale of 5000 units of BTI @ \$1.387792 |          |           | 6,927.14  | 6,937.00 DR         |
| 14/07/2022   | Sale of 5000 units of BTI @ \$1.389764 |          |           | 6,937.00  | 0.00 CR             |
| <b>30/06/2023</b>  | <b>Closing Balance</b>                 |          |           |           | <b>0.00</b>         |
| <b>Hearts And Minds Investments Limited</b>              |  |          |           |           |                     |
| <b>01/07/2022</b>  | <b>Opening Balance</b>                 |          |           |           | <b>0.00</b>         |
| 12/07/2022   | Sale of 5000 units of HM1 @ \$2.209764 |          | 11,037.00 |           | 11,037.00 DR        |
| 14/07/2022   | Sale of 5000 units of HM1 @ \$2.209764 |          |           | 11,037.00 | 0.00 CR             |
| 08/08/2022   | Sale of 2500 units of HM1 @ \$2.519456 |          | 6,285.00  |           | 6,285.00 DR         |
| 09/08/2022   | Sale of 2500 units of HM1 @ \$2.519456 |          |           | 6,285.00  | 0.00 CR             |
| 23/02/2023   | Sale of 2500 units of HM1 @ \$2.609528 |          | 6,512.00  |           | 6,512.00 DR         |
| 24/02/2023   | Sale of 2500 units of HM1 @ \$2.609528 |          |           | 6,512.00  | 0.00 CR             |
| <b>30/06/2023</b>  | <b>Closing Balance</b>                 |          |           |           | <b>0.00</b>         |
| <b>L1 Long Short Fund Limited</b>                        |  |          |           |           |                     |
| <b>01/07/2022</b>  | <b>Opening Balance</b>                 |          |           |           | <b>6,490.00</b> DR  |
| 01/07/2022   | Sale of 2500 units of LSF @ \$2.599636 |          |           | 6,490.00  | 0.00 CR             |
| 12/08/2022   | Sale of 2500 units of LSF @ \$2.609456 |          |           | 6,510.00  | 6,510.00 CR         |
| 12/08/2022   | Sale of 2500 units of LSF @ \$2.609456 |          | 6,510.00  |           | 0.00 CR             |
| 03/02/2023   | Sale of 3000 units of LSF @ \$2.869547 |          |           | 8,595.00  | 8,595.00 CR         |
| 03/02/2023   | Sale of 3000 units of LSF @ \$2.869547 |          | 8,595.00  |           | 0.00 CR             |
| 22/03/2023   | Sale of 2500 units of LSF @ \$2.679456 |          |           | 6,685.00  | 6,685.00 CR         |



**BCF Super Fund**  
**General Ledger Account Movement**  
**For the period from 1 July 2022 to 30 June 2023**

| Date  | Description                             | Quantity | Debits    | Credits   | Balance      |
|---|---|----------|-----------|-----------|--------------|
| <b>Assets</b>                                   |   |          |           |           |              |
| 22/03/2023                                      | Sale of 2500 units of LSF @ \$2.679456  |          | 6,685.00  |           | 0.00 CR      |
| 29/03/2023                                      | Sale of 2500 units of LSF @ \$2.719456  |          | 6,785.00  |           | 6,785.00 DR  |
| 31/03/2023                                      | Sale of 2500 units of LSF @ \$2.719456  |          |           | 6,785.00  | 0.00 CR      |
| <b>30/06/2023</b>                               | <b>Closing Balance</b>                  |          |           |           | <b>0.00</b>  |
| <b>MFF Capital Investments Limited</b>          |   |          |           |           |              |
| <b>01/07/2022</b>                               | <b>Opening Balance</b>                  |          |           |           | <b>0.00</b>  |
| 24/08/2022                                      | Sale of 1036 units of MFF @ \$2.588861  |          | 2,670.24  |           | 2,670.24 DR  |
| 26/08/2022                                      | Sale of 1036 units of MFF @ \$2.588861  |          |           | 2,670.24  | 0.00 CR      |
| 28/10/2022                                      | Sale of 5964 units of MFF @ \$2.349619  |          | 13,990.40 |           | 13,990.40 DR |
| 01/11/2022                                      | Sale of 5964 units of MFF @ \$2.349619  |          |           | 13,990.40 | 0.00 CR      |
| 08/06/2023                                      | Sale of 5000 units of MFF @ \$2.649546  |          |           | 13,225.00 | 13,225.00 CR |
| 08/06/2023                                      | Sale of 5000 units of MFF @ \$2.649546  |          | 13,225.00 |           | 0.00 CR      |
| <b>30/06/2023</b>                               | <b>Closing Balance</b>                  |          |           |           | <b>0.00</b>  |
| <b>Thorney Technologies Ltd</b>                 |   |          |           |           |              |
| <b>01/07/2022</b>                               | <b>Opening Balance</b>                  |          |           |           | <b>0.00</b>  |
| 22/07/2022                                      | Sale of 15000 units of TEK @ \$0.244921 |          |           | 3,662.00  | 3,662.00 CR  |
| 22/07/2022                                      | Sale of 15000 units of TEK @ \$0.244921 |          | 3,662.00  |           | 0.00 CR      |
| 28/07/2022                                      | Sale of 15000 units of TEK @ \$0.259921 |          | 3,887.00  |           | 3,887.00 DR  |
| 01/08/2022                                      | Sale of 15000 units of TEK @ \$0.259921 |          |           | 3,887.00  | 0.00 CR      |
| 16/02/2023                                      | Sale of 30000 units of TEK @ \$0.214955 |          | 6,435.00  |           | 6,435.00 DR  |
| 20/02/2023                                      | Sale of 30000 units of TEK @ \$0.214955 |          |           | 6,435.00  | 0.00 CR      |
| 19/04/2023                                      | Sale of 30000 units of TEK @ \$0.189955 |          | 5,685.00  |           | 5,685.00 DR  |
| 20/04/2023                                      | Sale of 30000 units of TEK @ \$0.189955 |          |           | 5,685.00  | 0.00 CR      |
| <b>30/06/2023</b>                               | <b>Closing Balance</b>                  |          |           |           | <b>0.00</b>  |
| <b>Tribeca Global Natural Resources Limited</b> |   |          |           |           |              |
| <b>01/07/2022</b>                               | <b>Opening Balance</b>                  |          |           |           | <b>0.00</b>  |
| 02/02/2023                                      | Sale of 5000 units of TGF @ \$2.449546  |          |           | 8,712.90  | 8,712.90 CR  |
| 02/02/2023                                      | Sale of 5000 units of TGF @ \$2.449546  |          | 12,225.00 |           | 3,512.10 DR  |
| 03/02/2023                                      | Sale of 5000 units of TGF @ \$2.449546  |          |           | 5,715.00  | 2,202.90 CR  |
| 03/02/2023                                      | Sale of 5000 units of TGF @ \$2.449546  |          |           | 11,125.00 | 13,327.90 CR |
| 03/02/2023                                      | Sale of 5000 units of TGF @ \$2.449546  |          | 8,595.00  |           | 4,732.90 CR  |
| 06/02/2023                                      | Sale of 5000 units of TGF @ \$2.449546  |          | 4,732.90  |           | 0.00 CR      |
| <b>30/06/2023</b>                               | <b>Closing Balance</b>                  |          |           |           | <b>0.00</b>  |
| <b>Wcm Global Growth Limited</b>                |   |          |           |           |              |
| <b>01/07/2022</b>                               | <b>Opening Balance</b>                  |          |           |           | <b>0.00</b>  |
| 12/07/2022                                      | Sale of 8000 units of WQG @ \$1.226071  |          | 9,796.75  |           | 9,796.75 DR  |
| 14/07/2022                                      | Sale of 8000 units of WQG @ \$1.226071  |          |           | 9,796.75  | 0.00 CR      |
| 16/02/2023                                      | Sale of 5000 units of WQG @ \$1.149728  |          | 5,735.00  |           | 5,735.00 DR  |
| 20/02/2023                                      | Sale of 5000 units of WQG @ \$1.149728  |          |           | 5,735.00  | 0.00 CR      |
| 22/02/2023                                      | Sale of 245 units of WQG @ \$1.154449   |          | 269.20    |           | 269.20 DR    |
| 23/02/2023                                      | Sale of 4755 units of WQG @ \$1.16      |          | 5,515.80  |           | 5,785.00 DR  |
| 24/02/2023                                      | Sale of 245 units of WQG @ \$1.154449   |          |           | 269.20    | 5,515.80 DR  |
| 24/02/2023                                      | Sale of 4755 units of WQG @ \$1.16      |          |           | 5,515.80  | 0.00 CR      |
| 10/05/2023                                      | Sale of 5000 units of WQG @ \$1.204728  |          | 6,010.00  |           | 6,010.00 DR  |
| 11/05/2023                                      | Sale of 5000 units of WQG @ \$1.204728  |          |           | 6,010.00  | 0.00 CR      |
| 15/05/2023                                      | Sale of 1494 units of WQG @ \$1.21409   |          | 1,800.21  |           | 1,800.21 DR  |
| 16/05/2023                                      | Sale of 3506 units of WQG @ \$1.215     |          | 4,259.79  |           | 6,060.00 DR  |
| 17/05/2023                                      | Sale of 1494 units of WQG @ \$1.21409   |          |           | 1,800.21  | 4,259.79 DR  |
| 18/05/2023                                      | Sale of 3506 units of WQG @ \$1.215     |          |           | 4,259.79  | 0.00 CR      |
| 22/05/2023                                      | Sale of 5000 units of WQG @ \$1.229728  |          |           | 6,135.00  | 6,135.00 CR  |
| 22/05/2023                                      | Sale of 5000 units of WQG @ \$1.229728  |          | 6,135.00  |           | 0.00 CR      |
| <b>30/06/2023</b>                               | <b>Closing Balance</b>                  |          |           |           | <b>0.00</b>  |

**BCF Super Fund**  
**General Ledger Account Movement**  
**For the period from 1 July 2022 to 30 June 2023**

| Date  | Description                             | Quantity | Debits    | Credits   | Balance      |
|---|---|----------|-----------|-----------|--------------|
| <b>Assets</b>   |   |          |           |           |              |
| <b>Disposals - Units In Listed Unit Trusts</b>  |   |          |           |           |              |
| <b>Betashares Australian Strong Bear (Hedge Fund) - Betashares Australian Strong Bear (Hedge Fu</b> |   |          |           |           |              |
| 01/07/2022  | Opening Balance                         |          |           |           | 4,780.00 DR  |
| 01/07/2022  | Sale of 1000 units of BBOZ @ \$4.78909  |          |           | 4,780.00  | 0.00 CR      |
| 08/07/2022  | Sale of 1500 units of BBOZ @ \$4.579093 |          |           | 6,855.00  | 6,855.00 CR  |
| 08/07/2022  | Sale of 1500 units of BBOZ @ \$4.579093 |          | 6,855.00  |           | 0.00 CR      |
| 25/10/2022  | Sale of 1500 units of BBOZ @ \$4.169093 |          | 6,240.00  |           | 6,240.00 DR  |
| 27/10/2022  | Sale of 1500 units of BBOZ @ \$4.169093 |          |           | 6,240.00  | 0.00 CR      |
| 16/11/2022  | Sale of 2000 units of BBOZ @ \$3.69932  |          |           | 7,385.00  | 7,385.00 CR  |
| 16/11/2022  | Sale of 2000 units of BBOZ @ \$3.69932  |          | 7,385.00  |           | 0.00 CR      |
| 16/06/2023  | Sale of 4000 units of BBOZ @ \$3.459432 |          | 13,815.00 |           | 13,815.00 DR |
| 19/06/2023  | Sale of 4000 units of BBOZ @ \$3.459432 |          |           | 12,475.00 | 1,340.00 DR  |
| 20/06/2023  | Sale of 4000 units of BBOZ @ \$3.459432 |          |           | 1,340.00  | 0.00 CR      |
| 30/06/2023  | Closing Balance                         |          |           |           | 0.00         |
| <b>ETFS Ultra Short Nasdaq 100 Hedge Fund - ETFS Ultra Short Nasdaq 100 Hedge Fund</b>              |   |          |           |           |              |
| 01/07/2022  | Opening Balance                         |          |           |           | 0.00         |
| 06/07/2022  | Sale of 1500 units of SNAS @ \$5.189093 |          |           | 7,770.00  | 7,770.00 CR  |
| 06/07/2022  | Sale of 1500 units of SNAS @ \$5.189093 |          | 7,770.00  |           | 0.00 CR      |
| 25/10/2022  | Sale of 1000 units of SNAS @ \$5.17864  |          | 5,165.00  |           | 5,165.00 DR  |
| 27/10/2022  | Sale of 1000 units of SNAS @ \$5.17864  |          |           | 5,165.00  | 0.00 CR      |
| 09/01/2023  | Sale of 3000 units of SNAS @ \$5.399243 |          | 16,175.00 |           | 16,175.00 DR |
| 11/01/2023  | Sale of 3000 units of SNAS @ \$5.399243 |          |           | 16,175.00 | 0.00 CR      |
| 30/06/2023  | Closing Balance                         |          |           |           | 0.00         |
| <b>Forager Australian Shares Fund - Ordinary Units Fully Paid</b>                                   |   |          |           |           |              |
| 01/07/2022  | Opening Balance                         |          |           |           | 0.00         |
| 20/09/2022  | Sale of 5000 units of FOR @ \$1.329728  |          | 6,635.00  |           | 6,635.00 DR  |
| 23/09/2022  | Sale of 5000 units of FOR @ \$1.329728  |          |           | 6,635.00  | 0.00 CR      |
| 28/11/2022  | Sale of 5000 units of FOR @ \$1.319728  |          |           | 6,585.00  | 6,585.00 CR  |
| 28/11/2022  | Sale of 5000 units of FOR @ \$1.319728  |          | 6,585.00  |           | 0.00 CR      |
| 29/12/2022  | Sale of 10000 units of FOR @ \$1.359773 |          | 13,575.00 |           | 13,575.00 DR |
| 03/01/2023  | Sale of 10000 units of FOR @ \$1.359773 |          |           | 13,575.00 | 0.00 CR      |
| 30/06/2023  | Closing Balance                         |          |           |           | 0.00         |
| <b>Global X Ultra Long Nasdaq 100 Hedge Fund - Global X Ultra Long Nasdaq 100 Hedge Fund</b>        |   |          |           |           |              |
| 01/07/2022  | Opening Balance                         |          |           |           | 0.00         |
| 08/06/2023  | Sale of 1500 units of LNAS @ \$7.578487 |          |           | 11,345.00 | 11,345.00 CR |
| 08/06/2023  | Sale of 1500 units of LNAS @ \$7.578487 |          | 11,345.00 |           | 0.00 CR      |
| 30/06/2023  | Closing Balance                         |          |           |           | 0.00         |
| <b>Ophir High Conviction Fund - Ordinary Units Fully Paid</b>                                       |   |          |           |           |              |
| 01/07/2022  | Opening Balance                         |          |           |           | 0.00         |
| 06/07/2022  | Sale of 3000 units of OPH @ \$2.599547  |          |           | 5,438.16  | 5,438.16 CR  |
| 06/07/2022  | Sale of 3000 units of OPH @ \$2.599547  |          |           | 6,990.00  | 12,428.16 CR |
| 06/07/2022  | Sale of 3000 units of OPH @ \$2.599547  |          |           | 7,040.00  | 19,468.16 CR |
| 06/07/2022  | Sale of 3000 units of OPH @ \$2.599547  |          | 6,105.00  |           | 13,363.16 CR |
| 06/07/2022  | Sale of 3000 units of OPH @ \$2.599547  |          | 7,770.00  |           | 5,593.16 CR  |
| 06/07/2022  | Sale of 3000 units of OPH @ \$2.599547  |          | 7,785.00  |           | 2,191.84 DR  |
| 07/07/2022  | Sale of 3000 units of OPH @ \$2.599547  |          |           | 2,191.84  | 0.00 CR      |
| 19/07/2022  | Sale of 3000 units of OPH @ \$2.669607  |          |           | 5,963.00  | 5,963.00 CR  |
| 19/07/2022  | Sale of 3000 units of OPH @ \$2.669607  |          | 7,997.00  |           | 2,034.00 DR  |
| 21/07/2022  | Sale of 3000 units of OPH @ \$2.669607  |          |           | 2,034.00  | 0.00 CR      |
| 11/08/2022  | Sale of 2500 units of OPH @ \$2.739456  |          | 6,835.00  |           | 6,835.00 DR  |
| 12/08/2022  | Sale of 2500 units of OPH @ \$2.739456  |          |           | 6,835.00  | 0.00 CR      |
| 23/08/2022  | Sale of 2500 units of OPH @ \$2.619528  |          |           | 6,537.00  | 6,537.00 CR  |
| 23/08/2022  | Sale of 2500 units of OPH @ \$2.619528  |          | 6,537.00  |           | 0.00 CR      |
| 20/04/2023  | Sale of 412 units of OPH @ \$2.516699   |          |           | 1,023.24  | 1,023.24 CR  |
| 20/04/2023  | Sale of 412 units of OPH @ \$2.516699   |          | 1,023.24  |           | 0.00 CR      |
| 21/04/2023  | Sale of 2088 units of OPH @ \$2.52      |          | 5,261.76  |           | 5,261.76 DR  |
| 26/04/2023  | Sale of 2088 units of OPH @ \$2.52      |          |           | 5,261.76  | 0.00 CR      |

**BCF Super Fund**  
**General Ledger Account Movement**  
**For the period from 1 July 2022 to 30 June 2023**

| Date  | Description                                      | Quantity | Debits    | Credits   | Balance      |
|---|--|----------|-----------|-----------|--------------|
| <b>Assets</b>   |  |          |           |           |              |
| 25/05/2023  | Sale of 2500 units of OPH @ \$2.449456           |          | 6,110.00  |           | 6,110.00 DR  |
| 29/05/2023  | Sale of 2500 units of OPH @ \$2.449456           |          |           | 6,110.00  | 0.00 CR      |
| 30/06/2023  | Closing Balance                                  |          |           |           | 0.00         |
| <b>Regal Investment Fund - Ordinary Units Fully Paid</b>  |  |          |           |           |              |
| 01/07/2022  | Opening Balance                                  |          |           |           | 6,650.00 DR  |
| 01/07/2022  | Sale of 2000 units of RF1 @ \$3.329545           |          |           | 6,650.00  | 0.00 CR      |
| 04/07/2022  | Sale of 2000 units of RF1 @ \$2.97932            |          |           | 5,945.00  | 5,945.00 CR  |
| 04/07/2022  | Sale of 2000 units of RF1 @ \$2.97932            |          | 5,945.00  |           | 0.00 CR      |
| 05/07/2022  | Sale of 2000 units of RF1 @ \$3.05932            |          | 6,105.00  |           | 6,105.00 DR  |
| 06/07/2022  | Sale of 2000 units of RF1 @ \$3.05932            |          |           | 6,105.00  | 0.00 CR      |
| 20/07/2022  | Sale of 2500 units of RF1 @ \$3.259528           |          | 8,137.00  |           | 8,137.00 DR  |
| 22/07/2022  | Sale of 2500 units of RF1 @ \$3.259528           |          |           | 8,137.00  | 0.00 CR      |
| 14/09/2022  | Sale of 2500 units of RF1 @ \$3.289456           |          | 8,210.00  |           | 8,210.00 DR  |
| 16/09/2022  | Sale of 2500 units of RF1 @ \$3.289456           |          |           | 8,210.00  | 0.00 CR      |
| 06/12/2022  | Sale of 5000 units of RF1 @ \$3.079546           |          | 15,375.00 |           | 15,375.00 DR |
| 08/12/2022  | Sale of 5000 units of RF1 @ \$3.079546           |          |           | 15,375.00 | 0.00 CR      |
| 06/04/2023  | Sale of 2500 units of RF1 @ \$2.779456           |          |           | 6,065.00  | 6,065.00 CR  |
| 06/04/2023  | Sale of 2500 units of RF1 @ \$2.779456           |          | 6,935.00  |           | 870.00 DR    |
| 12/04/2023  | Sale of 2500 units of RF1 @ \$2.779456           |          |           | 870.00    | 0.00 CR      |
| 20/06/2023  | Sale of 1822 units of RF1 @ \$2.759254           |          | 5,013.72  |           | 5,013.72 DR  |
| 22/06/2023  | Sale of 1822 units of RF1 @ \$2.759254           |          |           | 5,013.72  | 0.00 CR      |
| 30/06/2023  | Closing Balance                                  |          |           |           | 0.00         |
| <b>Other Assets - DRP Residual</b>  |  |          |           |           |              |
| <b>Australian Foundation Investment Company Limited - Ordinary Fully Paid</b>                       |  |          |           |           |              |
| 01/07/2022  | There are no transactions in the selected period |          |           |           | 3.61 DR      |
| <b>Forager Australian Shares Fund - Ordinary Units Fully Paid</b>                                   |  |          |           |           |              |
| 01/07/2022  | There are no transactions in the selected period |          |           |           | 1.52 DR      |
| <b>Ophir Global High Conviction Fund</b>  |  |          |           |           |              |
| 01/07/2022  | There are no transactions in the selected period |          |           |           | 0.01 DR      |
| <b>Platinum Asia Investments Limited</b>  |  |          |           |           |              |
| 01/07/2022  | There are no transactions in the selected period |          |           |           | 0.49 DR      |
| <b>Regal Investment Fund - Ordinary Units Fully Paid</b>  |  |          |           |           |              |
| 01/07/2022  | There are no transactions in the selected period |          |           |           | 1.87 DR      |
| <b>Thorney Opportunities Ltd</b>  |  |          |           |           |              |
| 01/07/2022  | There are no transactions in the selected period |          |           |           | 0.23 DR      |
| <b>Wam Active Limited</b>   |  |          |           |           |              |
| 01/07/2022  | There are no transactions in the selected period |          |           |           | 0.13 DR      |
| <b>Other Assets - Receivables</b>   |  |          |           |           |              |
| <b>Investment Income Receivable - Distributions - Units In Listed Unit Trusts</b>                   |  |          |           |           |              |
| <b>Betashares Australian Strong Bear (Hedge Fund) - Betashares Australian Strong Bear (Hedge Fu</b> |  |          |           |           |              |
| 01/07/2022  | Opening Balance                                  |          |           |           | 389.73 DR    |
| 18/07/2022  | BBOZ AUD DRP                                     |          |           | 389.73    | 0.00 CR      |
| 30/06/2023  | Closing Balance                                  |          |           |           | 0.00         |

**BCF Super Fund**  
**General Ledger Account Movement**  
**For the period from 1 July 2022 to 30 June 2023**

| Date   | Description  | Quantity | Debits   | Credits  | Balance     |
|--|--|----------|----------|----------|-------------|
| <b>Assets</b>  |  |          |          |          |             |
| <b>Forager Australian Shares Fund - Ordinary Units Fully Paid</b>            |  |          |          |          |             |
| 01/07/2022   | Opening Balance                                      |          |          |          | 1,012.50 DR |
| 21/07/2022   | FOR AUD 0.035 SPEC, DRP 5% DISC                      |          |          | 1,012.50 | 0.00 CR     |
| 29/12/2022   | FOR AUD DRP SUSP                                     |          | 300.00   |          | 300.00 DR   |
| 17/01/2023   | FOR AUD DRP SUSP                                     |          |          | 300.00   | 0.00 CR     |
| 30/06/2023   | Closing Balance                                      |          |          |          | 0.00        |
| <b>Ophir High Conviction Fund - Ordinary Units Fully Paid</b>                |  |          |          |          |             |
| 01/07/2022   | Opening Balance                                      |          |          |          | 5,011.32 DR |
| 20/07/2022   | OPH AUD 0.009055 FRANKED, 30% CTR, DRP NIL DISC      |          |          | 5,010.08 | 1.24 DR     |
| 30/06/2023   | OPH AUD 0.014012 FRANKED, 30% CTR, 0.000707 CFI, DR  |          | 5,574.69 |          | 5,575.93 DR |
| 30/06/2023   | Closing Balance                                      |          |          |          | 5,575.93 DR |
| <b>Regal Investment Fund - Ordinary Units Fully Paid</b>                     |  |          |          |          |             |
| 01/07/2022   | Opening Balance                                      |          |          |          | 8,868.96 DR |
| 22/08/2022   | RF1 AUD DRP  |          |          | 8,868.96 | 0.00 CR     |
| 30/12/2022   | RF1 AUD DRP NIL DISC                                 |          | 4,998.30 |          | 4,998.30 DR |
| 31/01/2023   | RF1 AUD DRP NIL DISC                                 |          |          | 4,998.30 | 0.00 CR     |
| 30/06/2023   | RF1 AUD DRP NIL DISC                                 |          | 2,722.18 |          | 2,722.18 DR |
| 30/06/2023   | Closing Balance                                      |          |          |          | 2,722.18 DR |
| <b>Vaneck Gold Miners ETF - Vaneck Gold Miners ETF</b>                       |  |          |          |          |             |
| 01/07/2022   | Opening Balance                                      |          |          |          | 0.00        |
| 30/06/2023   | GDX AUD DRP  |          | 920.00   |          | 920.00 DR   |
| 30/06/2023   | Closing Balance                                      |          |          |          | 920.00 DR   |
| <b>Investment Income Receivable - Dividends - Shares in Listed Companies</b> |  |          |          |          |             |
| <b>Bailador Technology Investments Limited</b>                               |  |          |          |          |             |
| 01/07/2022   | Opening Balance                                      |          |          |          | 0.00        |
| 16/09/2022   | BTI AUD 0.037 SPEC, 0.074 FRANKED, 30% CTR, DRP 2.5% |          |          | 2,960.00 | 2,960.00 CR |
| 16/09/2022   | BTI AUD 0.037 SPEC, 0.074 FRANKED, 30% CTR, DRP 2.5% |          | 2,960.00 |          | 0.00 CR     |
| 02/03/2023   | BTI AUD 0.035 FRANKED, 30% CTR, DRP 2.5% DISC        |          |          | 1,575.00 | 1,575.00 CR |
| 02/03/2023   | BTI AUD 0.035 FRANKED, 30% CTR, DRP 2.5% DISC        |          | 1,575.00 |          | 0.00 CR     |
| 30/06/2023   | Closing Balance                                      |          |          |          | 0.00        |
| <b>Hearts And Minds Investments Limited</b>                                  |  |          |          |          |             |
| 01/07/2022   | Opening Balance                                      |          |          |          | 0.00        |
| 13/04/2023   | HM1 AUD 0.135 FRANKED, 30% CTR, DRP NIL DISC         |          |          | 5,737.50 | 5,737.50 CR |
| 13/04/2023   | HM1 AUD 0.135 FRANKED, 30% CTR, DRP NIL DISC         |          | 5,737.50 |          | 0.00 CR     |
| 30/06/2023   | Closing Balance                                      |          |          |          | 0.00        |
| <b>L1 Long Short Fund Limited</b>  |  |          |          |          |             |
| 01/07/2022   | Opening Balance                                      |          |          |          | 0.00        |
| 30/09/2022   | LSF AUD 0.045 FRANKED, 30% CTR, DRP NIL DISC         |          |          | 1,012.50 | 1,012.50 CR |
| 30/09/2022   | LSF AUD 0.045 FRANKED, 30% CTR, DRP NIL DISC         |          | 1,012.50 |          | 0.00 CR     |
| 04/04/2023   | LSF AUD 0.05 FRANKED, 30% CTR, DRP NIL DISC          |          |          | 1,500.00 | 1,500.00 CR |
| 04/04/2023   | LSF AUD 0.05 FRANKED, 30% CTR, DRP NIL DISC          |          | 1,500.00 |          | 0.00 CR     |
| 30/06/2023   | Closing Balance                                      |          |          |          | 0.00        |
| <b>MFF Capital Investments Limited</b>                                       |  |          |          |          |             |
| 01/07/2022   | Opening Balance                                      |          |          |          | 0.00        |
| 04/11/2022   | MFF AUD 0.04 FRANKED, 30% CTR, DRP NIL DISC          |          |          | 318.56   | 318.56 CR   |
| 04/11/2022   | MFF AUD 0.04 FRANKED, 30% CTR, DRP NIL DISC          |          | 318.56   |          | 0.00 CR     |
| 12/05/2023   | MFF AUD 0.045 FRANKED, 30% CTR, DRP NIL DISC         |          |          | 225.00   | 225.00 CR   |
| 12/05/2023   | MFF AUD 0.045 FRANKED, 30% CTR, DRP NIL DISC         |          | 225.00   |          | 0.00 CR     |
| 30/06/2023   | Closing Balance                                      |          |          |          | 0.00        |

**BCF Super Fund**  
**General Ledger Account Movement**  
**For the period from 1 July 2022 to 30 June 2023**

| Date  | Description   | Quantity | Debits   | Credits  | Balance     |
|---|---|----------|----------|----------|-------------|
| <b>Assets</b>   |   |          |          |          |             |
| <b>Tribeca Global Natural Resources Limited</b>               |   |          |          |          |             |
| 01/07/2022  | Opening Balance                                     |          |          |          | 0.00        |
| 05/05/2023  | TGF AUD 0.075 SPEC, 0.125 FRANKED, 30% CTR, DRP NIL |          |          | 5,000.00 | 5,000.00 CR |
| 05/05/2023  | TGF AUD 0.075 SPEC, 0.125 FRANKED, 30% CTR, DRP NIL |          | 5,000.00 |          | 0.00 CR     |
| 30/06/2023  | Closing Balance                                     |          |          |          | 0.00        |
| <b>Wcm Global Growth Limited</b>                              |   |          |          |          |             |
| 01/07/2022  | Opening Balance                                     |          |          |          | 0.00        |
| 30/09/2022  | WQG AUD 0.03 FRANKED, 30% CTR, DRP 3% DISC          |          |          | 960.00   | 960.00 CR   |
| 30/09/2022  | WQG AUD 0.03 FRANKED, 30% CTR, DRP 3% DISC          |          | 960.00   |          | 0.00 CR     |
| 31/03/2023  | WQG AUD 0.0325 FRANKED, 30% CTR, DRP 3% DISC        |          |          | 1,300.00 | 1,300.00 CR |
| 31/03/2023  | WQG AUD 0.0325 FRANKED, 30% CTR, DRP 3% DISC        |          | 1,300.00 |          | 0.00 CR     |
| 30/06/2023  | WQG AUD 0.0164 FRANKED, 30% CTR, DRP 3% DISC        |          |          | 492.00   | 492.00 CR   |
| 30/06/2023  | WQG AUD 0.0164 FRANKED, 30% CTR, DRP 3% DISC        |          | 492.00   |          | 0.00 CR     |
| 30/06/2023  | Closing Balance                                     |          |          |          | 0.00        |
| <b>Investment Income Receivable - Interest - Cash At Bank</b> |   |          |          |          |             |
| <b>Bell Direct</b>  |   |          |          |          |             |
| 01/07/2022  | Opening Balance                                     |          |          |          | 0.00        |
| 31/10/2022  | Capitalised Accrued Interest for EOM                |          |          | 2.40     | 2.40 CR     |
| 31/10/2022  | Capitalised Accrued Interest for EOM                |          | 2.40     |          | 0.00 CR     |
| 30/11/2022  | Capitalised Accrued Interest for EOM                |          |          | 3.76     | 3.76 CR     |
| 30/11/2022  | Capitalised Accrued Interest for EOM                |          | 3.76     |          | 0.00 CR     |
| 31/12/2022  | Capitalised Accrued Interest for EOM                |          |          | 6.56     | 6.56 CR     |
| 31/12/2022  | Capitalised Accrued Interest for EOM                |          | 6.56     |          | 0.00 CR     |
| 31/01/2023  | Capitalised Accrued Interest for EOM                |          |          | 10.59    | 10.59 CR    |
| 31/01/2023  | Capitalised Accrued Interest for EOM                |          | 10.59    |          | 0.00 CR     |
| 28/02/2023  | Capitalised Accrued Interest for EOM                |          |          | 7.50     | 7.50 CR     |
| 28/02/2023  | Capitalised Accrued Interest for EOM                |          | 7.50     |          | 0.00 CR     |
| 31/03/2023  | Capitalised Accrued Interest for EOM                |          |          | 10.17    | 10.17 CR    |
| 31/03/2023  | Capitalised Accrued Interest for EOM                |          | 10.17    |          | 0.00 CR     |
| 30/04/2023  | Capitalised Accrued Interest for EOM                |          |          | 6.22     | 6.22 CR     |
| 30/04/2023  | Capitalised Accrued Interest for EOM                |          | 6.22     |          | 0.00 CR     |
| 31/05/2023  | Capitalised Accrued Interest for EOM                |          |          | 11.65    | 11.65 CR    |
| 31/05/2023  | Capitalised Accrued Interest for EOM                |          | 11.65    |          | 0.00 CR     |
| 30/06/2023  | Capitalised Accrued Interest for EOM                |          |          | 7.46     | 7.46 CR     |
| 30/06/2023  | Capitalised Accrued Interest for EOM                |          | 7.46     |          | 0.00 CR     |
| 30/06/2023  | Closing Balance                                     |          |          |          | 0.00        |
| <b>NAB Cash Manager</b>                                       |   |          |          |          |             |
| 01/07/2022  | Opening Balance                                     |          |          |          | 0.00        |
| 29/07/2022  | Credit interest                                     |          |          | 2.22     | 2.22 CR     |
| 29/07/2022  | Credit interest                                     |          | 2.22     |          | 0.00 CR     |
| 31/08/2022  | Credit interest                                     |          |          | 9.32     | 9.32 CR     |
| 31/08/2022  | Credit interest                                     |          | 9.32     |          | 0.00 CR     |
| 30/09/2022  | Credit interest                                     |          |          | 15.20    | 15.20 CR    |
| 30/09/2022  | Credit interest                                     |          | 15.20    |          | 0.00 CR     |
| 31/10/2022  | Credit interest                                     |          |          | 36.48    | 36.48 CR    |
| 31/10/2022  | Credit interest                                     |          | 36.48    |          | 0.00 CR     |
| 30/11/2022  | Credit interest                                     |          |          | 98.49    | 98.49 CR    |
| 30/11/2022  | Credit interest                                     |          | 98.49    |          | 0.00 CR     |
| 30/12/2022  | Credit interest                                     |          |          | 115.59   | 115.59 CR   |
| 30/12/2022  | Credit interest                                     |          | 115.59   |          | 0.00 CR     |
| 31/01/2023  | Credit interest                                     |          |          | 135.40   | 135.40 CR   |
| 31/01/2023  | Credit interest                                     |          | 135.40   |          | 0.00 CR     |
| 28/02/2023  | Credit interest                                     |          |          | 83.23    | 83.23 CR    |
| 28/02/2023  | Credit interest                                     |          | 83.23    |          | 0.00 CR     |
| 31/03/2023  | Credit interest                                     |          |          | 83.55    | 83.55 CR    |
| 31/03/2023  | Credit interest                                     |          | 83.55    |          | 0.00 CR     |
| 28/04/2023  | Credit interest                                     |          |          | 107.44   | 107.44 CR   |
| 28/04/2023  | Credit interest                                     |          | 107.44   |          | 0.00 CR     |

**BCF Super Fund**  
**General Ledger Account Movement**  
**For the period from 1 July 2022 to 30 June 2023**

| Date  | Description   | Quantity | Debits    | Credits   | Balance             |
|---|---|----------|-----------|-----------|---------------------|
| <b>Assets</b>                                   |   |          |           |           |                     |
| 31/05/2023                                      | Credit interest                                       |          |           | 111.94    | 111.94 CR           |
| 31/05/2023                                      | Credit interest                                       |          | 111.94    |           | 0.00 CR             |
| 30/06/2023                                      | Credit interest                                       |          |           | 20.93     | 20.93 CR            |
| 30/06/2023                                      | Credit interest                                       |          | 20.93     |           | 0.00 CR             |
| 30/06/2023                                      | <b>Closing Balance</b>                                |          |           |           | <b>0.00</b>         |
| <b>Member Income Receivable - Rollovers In</b>  |   |          |           |           |                     |
| <b>Mrs Jennifer Clarke</b>                      |   |          |           |           |                     |
| 01/07/2022                                      | <b>Opening Balance</b>                                |          |           |           | <b>0.00</b>         |
| 01/07/2022                                      | Rollover In   |          | 11,000.00 |           | 11,000.00 DR        |
| 01/07/2022                                      | RolloverIn Received                                   |          |           | 11,000.00 | 0.00 CR             |
| 30/06/2023                                      | <b>Closing Balance</b>                                |          |           |           | <b>0.00</b>         |
| <b>Member Income Receivable - Contributions</b> |   |          |           |           |                     |
| <b>Mr Jack Beardshall</b>                       |   |          |           |           |                     |
| 01/07/2022                                      | <b>Opening Balance</b>                                |          |           |           | <b>0.00</b>         |
| 01/11/2022                                      | Contribution Received                                 |          |           | 2,000.00  | 2,000.00 CR         |
| 01/11/2022                                      | MR JACK HENRY BEARDS                                  |          | 2,000.00  |           | 0.00 CR             |
| 04/05/2023                                      | Contribution Received                                 |          |           | 198.85    | 198.85 CR           |
| 04/05/2023                                      | Employer Contribution: Harvest Pub Operations Pty Ltd |          | 198.85    |           | 0.00 CR             |
| 30/06/2023                                      | <b>Closing Balance</b>                                |          |           |           | <b>0.00</b>         |
| <b>Mr Richard Beardshall</b>                    |   |          |           |           |                     |
| 01/07/2022                                      | <b>Opening Balance</b>                                |          |           |           | <b>0.00</b>         |
| 01/07/2022                                      | Contribution Received                                 |          |           | 3,437.50  | 3,437.50 CR         |
| 01/07/2022                                      | INTERNET TRANSFER ONLINE V6958772144 q1 super rdb     |          | 3,437.50  |           | 0.00 CR             |
| 05/10/2022                                      | Contribution Received                                 |          |           | 3,437.50  | 3,437.50 CR         |
| 05/10/2022                                      | INTERNET TRANSFER ONLINE V1734037378 rdb super q2     |          | 3,437.50  |           | 0.00 CR             |
| 09/01/2023                                      | Contribution Received                                 |          |           | 3,437.50  | 3,437.50 CR         |
| 09/01/2023                                      | INTERNET TRANSFER ONLINE T9420551273 rdb super q3     |          | 3,437.50  |           | 0.00 CR             |
| 03/04/2023                                      | Contribution Received                                 |          |           | 3,437.50  | 3,437.50 CR         |
| 03/04/2023                                      | INTERNET TRANSFER ONLINE B6056175202 rdb super q4     |          | 3,437.50  |           | 0.00 CR             |
| 30/06/2023                                      | <b>Closing Balance</b>                                |          |           |           | <b>0.00</b>         |
| <b>Mrs Jennifer Clarke</b>                      |   |          |           |           |                     |
| 01/07/2022                                      | <b>Opening Balance</b>                                |          |           |           | <b>0.00</b>         |
| 01/07/2022                                      | Contribution Received                                 |          |           | 3,437.50  | 3,437.50 CR         |
| 01/07/2022                                      | INTERNET TRANSFER ONLINE V6958772144 q1 super rdb     |          | 3,437.50  |           | 0.00 CR             |
| 05/10/2022                                      | Contribution Received                                 |          |           | 3,437.50  | 3,437.50 CR         |
| 05/10/2022                                      | INTERNET TRANSFER ONLINE V1734037378 rdb super q2     |          | 3,437.50  |           | 0.00 CR             |
| 09/01/2023                                      | Contribution Received                                 |          |           | 3,437.50  | 3,437.50 CR         |
| 09/01/2023                                      | INTERNET TRANSFER ONLINE T9420551273 rdb super q3     |          | 3,437.50  |           | 0.00 CR             |
| 03/04/2023                                      | Contribution Received                                 |          |           | 3,437.50  | 3,437.50 CR         |
| 03/04/2023                                      | INTERNET TRANSFER ONLINE B6056175202 rdb super q4     |          | 3,437.50  |           | 0.00 CR             |
| 30/06/2023                                      | <b>Closing Balance</b>                                |          |           |           | <b>0.00</b>         |
| <b>Other Assets - Deferred Tax Assets</b>       |   |          |           |           |                     |
| <b>Carried Forward Capital Losses</b>           |   |          |           |           |                     |
| 01/07/2022                                      | <b>Opening Balance</b>                                |          |           |           | <b>0.00</b>         |
| 30/06/2023                                      | Change In Carry Forward Loss                          |          | 538.30    |           | 538.30 DR           |
| 30/06/2023                                      | <b>Closing Balance</b>                                |          |           |           | <b>538.30 DR</b>    |
| <b>Unrealised Gains/Losses</b>                  |   |          |           |           |                     |
| 01/07/2022                                      | <b>Opening Balance</b>                                |          |           |           | <b>21,654.50 DR</b> |
| 30/06/2023                                      | Change in provision for deferred tax                  |          |           | 9,833.20  | 11,821.30 DR        |
| 30/06/2023                                      | <b>Closing Balance</b>                                |          |           |           | <b>11,821.30 DR</b> |

**BCF Super Fund**  
**General Ledger Account Movement**  
**For the period from 1 July 2022 to 30 June 2023**

| Date   | Description  | Quantity | Debits    | Credits  | Balance      |
|--|--|----------|-----------|----------|--------------|
| <b>Assets</b>  |  |          |           |          |              |
| <b>Other Assets - Current Tax Assets</b>             |  |          |           |          |              |
| <b>Income Tax Payable</b>                            |  |          |           |          |              |
| 01/07/2022   | Opening Balance                                      |          |           |          | 0.00         |
| 01/07/2022   | Fund Tax Finalisation                                |          |           | 4,777.93 | 4,777.93 CR  |
| 06/06/2023   | INTERNET BILL PAYMNT INTERNET BPAY TAX OFFICE P/     |          | 4,777.93  |          | 0.00 CR      |
| 30/06/2023   | Closing Balance                                      |          |           |          | 0.00         |
| <b>Provision for Income Tax</b>                      |  |          |           |          |              |
| 01/07/2022   | Opening Balance                                      |          |           |          | 10,533.30 CR |
| 01/07/2022   | Fund Tax Finalisation                                |          | 10,533.30 |          | 0.00 CR      |
| 01/07/2022   | Tax Effect Of Income                                 |          |           | 1,031.24 | 1,031.24 CR  |
| 05/10/2022   | Tax Effect Of Income                                 |          |           | 1,031.24 | 2,062.48 CR  |
| 09/01/2023   | Tax Effect Of Income                                 |          |           | 1,031.24 | 3,093.72 CR  |
| 03/04/2023   | Tax Effect Of Income                                 |          |           | 1,031.24 | 4,124.96 CR  |
| 04/05/2023   | Tax Effect Of Income                                 |          |           | 29.83    | 4,154.79 CR  |
| 30/06/2023   | Tax Effect Of Income                                 |          |           | 4,328.06 | 8,482.85 CR  |
| 30/06/2023   | Closing Balance                                      |          |           |          | 8,482.85 CR  |
| <b>Franking Credits - Shares in Listed Companies</b> |  |          |           |          |              |
| <b>Bailador Technology Investments Limited</b>       |  |          |           |          |              |
| 01/07/2022   | Opening Balance                                      |          |           |          | 0.00         |
| 16/09/2022   | BTI AUD 0.037 SPEC, 0.074 FRANKED, 30% CTR, DRP 2.5% |          | 1,268.57  |          | 1,268.57 DR  |
| 02/03/2023   | BTI AUD 0.035 FRANKED, 30% CTR, DRP 2.5% DISC        |          | 675.00    |          | 1,943.57 DR  |
| 30/06/2023   | Closing Balance                                      |          |           |          | 1,943.57 DR  |
| <b>Hearts And Minds Investments Limited</b>          |  |          |           |          |              |
| 01/07/2022   | Opening Balance                                      |          |           |          | 1,591.07 DR  |
| 01/07/2022   | Fund Tax Finalisation                                |          |           | 1,591.07 | 0.00 CR      |
| 13/04/2023   | HM1 AUD 0.135 FRANKED, 30% CTR, DRP NIL DISC         |          | 2,458.93  |          | 2,458.93 DR  |
| 30/06/2023   | Closing Balance                                      |          |           |          | 2,458.93 DR  |
| <b>L1 Long Short Fund Limited</b>                    |  |          |           |          |              |
| 01/07/2022   | Opening Balance                                      |          |           |          | 1,182.86 DR  |
| 01/07/2022   | Fund Tax Finalisation                                |          |           | 1,182.86 | 0.00 CR      |
| 30/09/2022   | LSF AUD 0.045 FRANKED, 30% CTR, DRP NIL DISC         |          | 433.93    |          | 433.93 DR    |
| 04/04/2023   | LSF AUD 0.05 FRANKED, 30% CTR, DRP NIL DISC          |          | 642.86    |          | 1,076.79 DR  |
| 30/06/2023   | Closing Balance                                      |          |           |          | 1,076.79 DR  |
| <b>MFF Capital Investments Limited</b>               |  |          |           |          |              |
| 01/07/2022   | Opening Balance                                      |          |           |          | 0.00         |
| 04/11/2022   | MFF AUD 0.04 FRANKED, 30% CTR, DRP NIL DISC          |          | 136.53    |          | 136.53 DR    |
| 12/05/2023   | MFF AUD 0.045 FRANKED, 30% CTR, DRP NIL DISC         |          | 96.43     |          | 232.96 DR    |
| 30/06/2023   | Closing Balance                                      |          |           |          | 232.96 DR    |
| <b>Thorney Opportunities Ltd</b>                     |  |          |           |          |              |
| 01/07/2022   | Opening Balance                                      |          |           |          | 47.43 DR     |
| 01/07/2022   | Fund Tax Finalisation                                |          |           | 47.43    | 0.00 CR      |
| 30/06/2023   | Closing Balance                                      |          |           |          | 0.00         |
| <b>Tribeca Global Natural Resources Limited</b>      |  |          |           |          |              |
| 01/07/2022   | Opening Balance                                      |          |           |          | 0.00         |
| 05/05/2023   | TGF AUD 0.075 SPEC, 0.125 FRANKED, 30% CTR, DRP NIL  |          | 2,142.86  |          | 2,142.86 DR  |
| 30/06/2023   | Closing Balance                                      |          |           |          | 2,142.86 DR  |
| <b>Vgi Partners Asian Investments Limited</b>        |  |          |           |          |              |
| 01/07/2022   | Opening Balance                                      |          |           |          | 117.86 DR    |
| 01/07/2022   | Fund Tax Finalisation                                |          |           | 117.86   | 0.00 CR      |
| 30/06/2023   | Closing Balance                                      |          |           |          | 0.00         |

**BCF Super Fund**  
**General Ledger Account Movement**  
**For the period from 1 July 2022 to 30 June 2023**

| Date  | Description                                  | Quantity | Debits | Credits | Balance     |
|---|--|----------|--------|---------|-------------|
| <b>Assets</b>   |  |          |        |         |             |
| <b>Wcm Global Growth Limited</b>                                  |  |          |        |         |             |
| 01/07/2022  | Opening Balance                              |          |        |         | 278.57 DR   |
| 01/07/2022  | Fund Tax Finalisation                        |          |        | 278.57  | 0.00 CR     |
| 30/09/2022  | WQG AUD 0.03 FRANKED, 30% CTR, DRP 3% DISC   |          | 411.43 |         | 411.43 DR   |
| 31/03/2023  | WQG AUD 0.0325 FRANKED, 30% CTR, DRP 3% DISC |          | 557.14 |         | 968.57 DR   |
| 30/06/2023  | WQG AUD 0.0164 FRANKED, 30% CTR, DRP 3% DISC |          | 210.86 |         | 1,179.43 DR |
| 30/06/2023  | Closing Balance                              |          |        |         | 1,179.43 DR |
| <b>Franking Credits - Units In Listed Unit Trusts</b>             |  |          |        |         |             |
| <b>Forager Australian Shares Fund - Ordinary Units Fully Paid</b> |  |          |        |         |             |
| 01/07/2022  | Opening Balance                              |          |        |         | 132.00 DR   |
| 01/07/2022  | Fund Tax Finalisation                        |          |        | 132.00  | 0.00 CR     |
| 29/12/2022  | Distribution - Tax Statement                 |          | 26.62  |         | 26.62 DR    |
| 30/06/2023  | Closing Balance                              |          |        |         | 26.62 DR    |
| <b>Ophir High Conviction Fund - Ordinary Units Fully Paid</b>     |  |          |        |         |             |
| 01/07/2022  | Opening Balance                              |          |        |         | 298.82 DR   |
| 01/07/2022  | Fund Tax Finalisation                        |          |        | 298.82  | 0.00 CR     |
| 30/06/2023  | Distribution - Tax Statement                 |          | 700.62 |         | 700.62 DR   |
| 30/06/2023  | Closing Balance                              |          |        |         | 700.62 DR   |
| <b>Regal Investment Fund - Ordinary Units Fully Paid</b>          |  |          |        |         |             |
| 01/07/2022  | Opening Balance                              |          |        |         | 544.47 DR   |
| 01/07/2022  | Fund Tax Finalisation                        |          |        | 544.47  | 0.00 CR     |
| 30/06/2023  | Distribution - Tax Statement                 |          | 484.13 |         | 484.13 DR   |
| 30/06/2023  | Distribution - Tax Statement                 |          | 888.92 |         | 1,373.05 DR |
| 30/06/2023  | Closing Balance                              |          |        |         | 1,373.05 DR |
| <b>Vaneck Gold Miners ETF - Vaneck Gold Miners ETF</b>            |  |          |        |         |             |
| 01/07/2022  | Opening Balance                              |          |        |         | 0.00        |
| 30/06/2023  | Distribution - Tax Statement                 |          | 57.87  |         | 57.87 DR    |
| 30/06/2023  | Closing Balance                              |          |        |         | 57.87 DR    |
| <b>Foreign Tax Credits - Units In Listed Unit Trusts</b>          |  |          |        |         |             |
| <b>Forager Australian Shares Fund - Ordinary Units Fully Paid</b> |  |          |        |         |             |
| 01/07/2022  | Opening Balance                              |          |        |         | 6.06 DR     |
| 01/07/2022  | Fund Tax Finalisation                        |          |        | 6.06    | 0.00 CR     |
| 30/06/2023  | Closing Balance                              |          |        |         | 0.00        |
| <b>Ophir High Conviction Fund - Ordinary Units Fully Paid</b>     |  |          |        |         |             |
| 01/07/2022  | Opening Balance                              |          |        |         | 6.23 DR     |
| 01/07/2022  | Fund Tax Finalisation                        |          |        | 6.23    | 0.00 CR     |
| 30/06/2023  | Distribution - Tax Statement                 |          | 35.37  |         | 35.37 DR    |
| 30/06/2023  | Closing Balance                              |          |        |         | 35.37 DR    |
| <b>Regal Investment Fund - Ordinary Units Fully Paid</b>          |  |          |        |         |             |
| 01/07/2022  | Opening Balance                              |          |        |         | 0.00        |
| 30/06/2023  | Distribution - Tax Statement                 |          | 40.22  |         | 40.22 DR    |
| 30/06/2023  | Distribution - Tax Statement                 |          | 73.85  |         | 114.07 DR   |
| 30/06/2023  | Closing Balance                              |          |        |         | 114.07 DR   |
| <b>Vaneck Gold Miners ETF - Vaneck Gold Miners ETF</b>            |  |          |        |         |             |
| 01/07/2022  | Opening Balance                              |          |        |         | 140.00 DR   |
| 01/07/2022  | Fund Tax Finalisation                        |          |        | 140.00  | 0.00 CR     |
| 30/06/2023  | Distribution - Tax Statement                 |          | 135.52 |         | 135.52 DR   |
| 30/06/2023  | Closing Balance                              |          |        |         | 135.52 DR   |



**BCF Super Fund**  
**General Ledger Account Movement**  
**For the period from 1 July 2022 to 30 June 2023**

| Date  | Description                                      | Quantity | Debits    | Credits   | Balance      |
|---|--|----------|-----------|-----------|--------------|
| <b>Assets</b>                                 |  |          |           |           |              |
| <b>Income Tax Instalments Paid</b>            |  |          |           |           |              |
| 01/07/2022                                    | Opening Balance                                  |          |           |           | 1,410.00 DR  |
| 01/07/2022                                    | Fund Tax Finalisation                            |          |           | 1,410.00  | 0.00 CR      |
| 30/06/2023                                    | Closing Balance                                  |          |           |           | 0.00         |
| <b>Change in Carried Forward Losses</b>       |  |          |           |           |              |
| 01/07/2022                                    | Opening Balance                                  |          |           |           | 0.00         |
| 30/06/2023                                    | Change In Carry Forward Loss                     |          |           | 538.30    | 538.30 CR    |
| 30/06/2023                                    | Closing Balance                                  |          |           |           | 538.30 CR    |
| <b>Liabilities</b>                            |  |          |           |           |              |
| <b>Other Creditors and Accruals</b>           |  |          |           |           |              |
| <b>Accountancy Fee</b>                        |  |          |           |           |              |
| 01/07/2022                                    | Opening Balance                                  |          |           |           | 0.00         |
| 06/06/2023                                    | INTERNET TRANSFER INTERNET TRANSFER 7399 BCFSF   |          |           | 3,300.00  | 3,300.00 CR  |
| 06/06/2023                                    | INTERNET TRANSFER INTERNET TRANSFER 7399 BCFSF   |          | 3,300.00  |           | 0.00 CR      |
| 30/06/2023                                    | Closing Balance                                  |          |           |           | 0.00         |
| <b>Auditor Fee</b>                            |  |          |           |           |              |
| 01/07/2022                                    | Opening Balance                                  |          |           |           | 0.00         |
| 05/06/2023                                    | INTERNET TRANSFER INTERNET TRANSFER 137430 1 BC  |          |           | 440.00    | 440.00 CR    |
| 05/06/2023                                    | INTERNET TRANSFER INTERNET TRANSFER 137430 1 BC  |          | 440.00    |           | 0.00 CR      |
| 30/06/2023                                    | Closing Balance                                  |          |           |           | 0.00         |
| <b>SMSF Supervisory Levy</b>                  |  |          |           |           |              |
| 01/07/2022                                    | Opening Balance                                  |          |           |           | 259.00 CR    |
| 06/06/2023                                    | SMSF Supervisory Levy                            |          | 259.00    |           | 0.00 CR      |
| 30/06/2023                                    | SMSF Supervisory Levy                            |          |           | 259.00    | 259.00 CR    |
| 30/06/2023                                    | Closing Balance                                  |          |           |           | 259.00 CR    |
| <b>Member Payments</b>                        |  |          |           |           |              |
| <b>Lump Sums Paid - Mr Richard Beardshall</b> |  |          |           |           |              |
| <b>Accumulation</b>                           |  |          |           |           |              |
| 01/07/2022                                    | Opening Balance                                  |          |           |           | 0.00         |
| 01/07/2022                                    | Rollover Out - Paid                              |          | 11,000.00 |           | 11,000.00 DR |
| 01/07/2022                                    | Spouse Split                                     |          |           | 11,000.00 | 0.00 CR      |
| 30/06/2023                                    | Closing Balance                                  |          |           |           | 0.00         |
| <b>Income Tax Suspense</b>                    |  |          |           |           |              |
| 01/07/2022                                    | Opening Balance                                  |          |           |           | 0.00         |
| 06/06/2023                                    | INTERNET BILL PAYMNT INTERNET BPAY TAX OFFICE P/ |          |           | 4,777.93  | 4,777.93 CR  |
| 06/06/2023                                    | INTERNET BILL PAYMNT INTERNET BPAY TAX OFFICE P/ |          | 4,777.93  |           | 0.00 CR      |
| 30/06/2023                                    | Closing Balance                                  |          |           |           | 0.00         |
| <b>Fund Suspense</b>                          |  |          |           |           |              |
| <b>Bell Direct</b>                            |  |          |           |           |              |
| 01/07/2022                                    | Opening Balance                                  |          |           |           | 0.00         |
| 01/07/2022                                    | Transfer of Funds - Bell Direct Fee              |          | 10.00     |           | 10.00 DR     |
| 01/07/2022                                    | Transfer of Funds - Bell Direct Fee              |          | 10.00     |           | 20.00 DR     |
| 01/07/2022                                    | Trust to Cash Movement #74859388                 |          |           | 5,630.00  | 5,610.00 CR  |
| 01/07/2022                                    | Trust to Cash Movement #74859388                 |          |           | 5,870.00  | 11,480.00 CR |
| 01/07/2022                                    | Trust to Cash Movement #74859388                 |          |           | 6,420.00  | 17,900.00 CR |
| 01/07/2022                                    | Trust to Cash Movement #74859388                 |          | 4,780.00  |           | 13,120.00 CR |
| 01/07/2022                                    | Trust to Cash Movement #74859388                 |          | 6,490.00  |           | 6,630.00 CR  |
| 01/07/2022                                    | Trust to Cash Movement #74859388                 |          | 6,650.00  |           | 20.00 DR     |
| 05/07/2022                                    | Direct Credit received TPP                       |          |           | 10.00     | 10.00 DR     |
| 05/07/2022                                    | Direct Credit received TPP                       |          |           | 10.00     | 0.00 CR      |
| 05/07/2022                                    | Direct Credit received TPP                       |          | 10.00     |           | 10.00 DR     |
| 05/07/2022                                    | Direct Credit received TPP                       |          | 10.00     |           | 20.00 DR     |
| 05/07/2022                                    | Transfer of Funds - Bell Direct Fee              |          |           | 10.00     | 10.00 DR     |

**BCF Super Fund**  
**General Ledger Account Movement**  
**For the period from 1 July 2022 to 30 June 2023**

| Date               | Description                          | Quantity | Debits    | Credits   | Balance      |
|--------------------|--------------------------------------|----------|-----------|-----------|--------------|
| <b>Liabilities</b> |                                      |          |           |           |              |
| 05/07/2022         | Transfer of Funds - Bell Direct Fee  |          |           | 10.00     | 0.00 CR      |
| 05/07/2022         | Transfer of Funds - Cash to Trust    |          |           | 1,180.00  | 1,180.00 CR  |
| 05/07/2022         | Transfer of Funds - Cash to Trust    |          | 1,180.00  |           | 0.00 CR      |
| 07/07/2022         | Trust to Cash Movement #75042300     |          |           | 2,191.84  | 2,191.84 CR  |
| 07/07/2022         | Trust to Cash Movement #75042300     |          | 2,191.84  |           | 0.00 CR      |
| 11/07/2022         | Transfer of Funds - Cash to Trust    |          |           | 60.00     | 60.00 CR     |
| 11/07/2022         | Transfer of Funds - Cash to Trust    |          | 60.00     |           | 0.00 CR      |
| 14/07/2022         | Trust to Cash Movement #75352800     |          |           | 7,723.00  | 7,723.00 CR  |
| 14/07/2022         | Trust to Cash Movement #75352800     |          |           | 9,433.00  | 17,156.00 CR |
| 14/07/2022         | Trust to Cash Movement #75352800     |          |           | 17,541.89 | 34,697.89 CR |
| 14/07/2022         | Trust to Cash Movement #75352800     |          | 6,927.14  |           | 27,770.75 CR |
| 14/07/2022         | Trust to Cash Movement #75352800     |          | 6,937.00  |           | 20,833.75 CR |
| 14/07/2022         | Trust to Cash Movement #75352800     |          | 9,796.75  |           | 11,037.00 CR |
| 14/07/2022         | Trust to Cash Movement #75352800     |          | 11,037.00 |           | 0.00 CR      |
| 21/07/2022         | Trust to Cash Movement #75605874     |          |           | 2,034.00  | 2,034.00 CR  |
| 21/07/2022         | Trust to Cash Movement #75605874     |          | 2,034.00  |           | 0.00 CR      |
| 22/07/2022         | Transfer of funds - Cash to Trust    |          |           | 1,356.66  | 1,356.66 CR  |
| 22/07/2022         | Transfer of funds - Cash to Trust    |          |           | 6,988.00  | 8,344.66 CR  |
| 22/07/2022         | Transfer of funds - Cash to Trust    |          |           | 7,113.00  | 15,457.66 CR |
| 22/07/2022         | Transfer of funds - Cash to Trust    |          |           | 7,705.00  | 23,162.66 CR |
| 22/07/2022         | Transfer of funds - Cash to Trust    |          | 8,137.00  |           | 15,025.66 CR |
| 22/07/2022         | Transfer of funds - Cash to Trust    |          | 15,025.66 |           | 0.00 CR      |
| 25/07/2022         | Transfer of Funds - Cash to Trust    |          |           | 3,358.18  | 3,358.18 CR  |
| 25/07/2022         | Transfer of Funds - Cash to Trust    |          | 3,358.18  |           | 0.00 CR      |
| 27/07/2022         | Transfer of Funds - Cash to Trust    |          |           | 6,213.00  | 6,213.00 CR  |
| 27/07/2022         | Transfer of Funds - Cash to Trust    |          | 6,213.00  |           | 0.00 CR      |
| 01/08/2022         | Trust to Cash Movement #75986889     |          |           | 3,887.00  | 3,887.00 CR  |
| 01/08/2022         | Trust to Cash Movement #75986889     |          | 3,887.00  |           | 0.00 CR      |
| 05/08/2022         | Transfer of Funds - Cash to Trust    |          |           | 3,765.00  | 3,765.00 CR  |
| 05/08/2022         | Transfer of Funds - Cash to Trust    |          | 3,765.00  |           | 0.00 CR      |
| 10/08/2022         | Transfer of Funds - Cash to Trust    |          |           | 230.00    | 230.00 CR    |
| 10/08/2022         | Transfer of Funds - Cash to Trust    |          | 230.00    |           | 0.00 CR      |
| 15/08/2022         | Trust to Cash Movement #76673147     |          |           | 5,440.00  | 5,440.00 CR  |
| 15/08/2022         | Trust to Cash Movement #76673147     |          | 5,440.00  |           | 0.00 CR      |
| 18/08/2022         | Transfer of Funds - Cash to Trust    |          |           | 7,965.00  | 7,965.00 CR  |
| 18/08/2022         | Transfer of Funds - Cash to Trust    |          | 7,965.00  |           | 0.00 CR      |
| 22/08/2022         | Transfer of Funds - Cash to Trust    |          |           | 6,465.00  | 6,465.00 CR  |
| 22/08/2022         | Transfer of Funds - Cash to Trust    |          | 6,465.00  |           | 0.00 CR      |
| 23/08/2022         | Transfer of Funds - Cash to Trust    |          |           | 7,935.00  | 7,935.00 CR  |
| 23/08/2022         | Transfer of Funds - Cash to Trust    |          | 7,935.00  |           | 0.00 CR      |
| 24/08/2022         | Transfer of Funds - Cash to Trust    |          |           | 6,486.00  | 6,486.00 CR  |
| 24/08/2022         | Transfer of Funds - Cash to Trust    |          | 6,486.00  |           | 0.00 CR      |
| 26/08/2022         | Trust to Cash Movement #77370358     |          |           | 2,670.24  | 2,670.24 CR  |
| 26/08/2022         | Trust to Cash Movement #77370358     |          | 2,670.24  |           | 0.00 CR      |
| 16/09/2022         | Trust to Cash Movement #78437948     |          |           | 8,210.00  | 8,210.00 CR  |
| 16/09/2022         | Trust to Cash Movement #78437948     |          | 8,210.00  |           | 0.00 CR      |
| 23/09/2022         | Trust to Cash Movement #78663643     |          |           | 6,635.00  | 6,635.00 CR  |
| 23/09/2022         | Trust to Cash Movement #78663643     |          | 6,635.00  |           | 0.00 CR      |
| 27/09/2022         | Transfer of Funds - Cash to Trust    |          |           | 6,235.00  | 6,235.00 CR  |
| 27/09/2022         | Transfer of Funds - Cash to Trust    |          | 6,235.00  |           | 0.00 CR      |
| 13/10/2022         | Transfer of Funds - Cash to Trust    |          |           | 5,065.00  | 5,065.00 CR  |
| 13/10/2022         | Transfer of Funds - Cash to Trust    |          |           | 6,825.00  | 11,890.00 CR |
| 13/10/2022         | Transfer of Funds - Cash to Trust    |          | 11,890.00 |           | 0.00 CR      |
| 27/10/2022         | Trust to Cash Movement #80244829     |          |           | 11,405.00 | 11,405.00 CR |
| 27/10/2022         | Trust to Cash Movement #80244829     |          | 5,165.00  |           | 6,240.00 CR  |
| 27/10/2022         | Trust to Cash Movement #80244829     |          | 6,240.00  |           | 0.00 CR      |
| 31/10/2022         | Capitalised Accrued Interest for EOM |          |           | 2.40      | 2.40 CR      |
| 31/10/2022         | Capitalised Accrued Interest for EOM |          | 2.40      |           | 0.00 CR      |
| 01/11/2022         | Trust to Cash Movement #80392452     |          |           | 13,990.40 | 13,990.40 CR |

**BCF Super Fund**  
**General Ledger Account Movement**  
**For the period from 1 July 2022 to 30 June 2023**

| Date               | Description                          | Quantity | Debits    | Credits   | Balance      |
|--------------------|--------------------------------------|----------|-----------|-----------|--------------|
| <b>Liabilities</b> |                                      |          |           |           |              |
| 01/11/2022         | Trust to Cash Movement #80392452     |          | 13,990.40 |           | 0.00 CR      |
| 10/11/2022         | Transfer of Funds - Cash to Trust    |          |           | 6,465.00  | 6,465.00 CR  |
| 10/11/2022         | Transfer of Funds - Cash to Trust    |          |           | 7,681.98  | 14,146.98 CR |
| 10/11/2022         | Transfer of Funds - Cash to Trust    |          |           | 9,652.50  | 23,799.48 CR |
| 10/11/2022         | Transfer of Funds - Cash to Trust    |          | 23,799.48 |           | 0.00 CR      |
| 15/11/2022         | Transfer of Funds - Cash to Trust    |          |           | 9,455.00  | 9,455.00 CR  |
| 15/11/2022         | Transfer of Funds - Cash to Trust    |          | 9,455.00  |           | 0.00 CR      |
| 17/11/2022         | Transfer of Funds - Cash to Trust    |          |           | 460.00    | 460.00 CR    |
| 17/11/2022         | Transfer of Funds - Cash to Trust    |          | 460.00    |           | 0.00 CR      |
| 29/11/2022         | Transfer of Funds - Cash to Trust    |          |           | 780.00    | 780.00 CR    |
| 29/11/2022         | Transfer of Funds - Cash to Trust    |          | 780.00    |           | 0.00 CR      |
| 30/11/2022         | Capitalised Accrued Interest for EOM |          |           | 3.76      | 3.76 CR      |
| 30/11/2022         | Capitalised Accrued Interest for EOM |          | 3.76      |           | 0.00 CR      |
| 08/12/2022         | Trust to Cash Movement #82332230     |          |           | 15,375.00 | 15,375.00 CR |
| 08/12/2022         | Trust to Cash Movement #82332230     |          | 15,375.00 |           | 0.00 CR      |
| 31/12/2022         | Capitalised Accrued Interest for EOM |          |           | 6.56      | 6.56 CR      |
| 31/12/2022         | Capitalised Accrued Interest for EOM |          | 6.56      |           | 0.00 CR      |
| 03/01/2023         | Trust to Cash Movement #83328175     |          |           | 13,575.00 | 13,575.00 CR |
| 03/01/2023         | Trust to Cash Movement #83328175     |          | 13,575.00 |           | 0.00 CR      |
| 05/01/2023         | Transfer of Funds - Cash to Trust    |          |           | 12,490.00 | 12,490.00 CR |
| 05/01/2023         | Transfer of Funds - Cash to Trust    |          | 12,490.00 |           | 0.00 CR      |
| 11/01/2023         | Trust to Cash Movement #83543826     |          |           | 16,175.00 | 16,175.00 CR |
| 11/01/2023         | Trust to Cash Movement #83543826     |          | 16,175.00 |           | 0.00 CR      |
| 13/01/2023         | Transfer of Funds - Cash to Trust    |          |           | 8,625.00  | 8,625.00 CR  |
| 13/01/2023         | Transfer of Funds - Cash to Trust    |          | 8,625.00  |           | 0.00 CR      |
| 19/01/2023         | Transfer of Funds - Cash to Trust    |          |           | 7,155.00  | 7,155.00 CR  |
| 19/01/2023         | Transfer of Funds - Cash to Trust    |          | 7,155.00  |           | 0.00 CR      |
| 31/01/2023         | Capitalised Accrued Interest for EOM |          |           | 10.59     | 10.59 CR     |
| 31/01/2023         | Capitalised Accrued Interest for EOM |          | 10.59     |           | 0.00 CR      |
| 06/02/2023         | Transfer of Funds - Cash to Trust    |          |           | 4,732.90  | 4,732.90 CR  |
| 06/02/2023         | Transfer of Funds - Cash to Trust    |          | 4,732.90  |           | 0.00 CR      |
| 15/02/2023         | Transfer of Funds - Cash to Trust    |          |           | 5,915.00  | 5,915.00 CR  |
| 15/02/2023         | Transfer of Funds - Cash to Trust    |          | 5,915.00  |           | 0.00 CR      |
| 20/02/2023         | Trust to Cash Movement #85513989     |          |           | 12,170.00 | 12,170.00 CR |
| 20/02/2023         | Trust to Cash Movement #85513989     |          | 5,735.00  |           | 6,435.00 CR  |
| 20/02/2023         | Trust to Cash Movement #85513989     |          | 6,435.00  |           | 0.00 CR      |
| 22/02/2023         | Transfer of Funds - Cash to Trust    |          |           | 5,565.00  | 5,565.00 CR  |
| 22/02/2023         | Transfer of Funds - Cash to Trust    |          | 5,565.00  |           | 0.00 CR      |
| 24/02/2023         | Trust to Cash Movement #85832066     |          |           | 269.20    | 269.20 CR    |
| 24/02/2023         | Trust to Cash Movement #85832066     |          | 269.20    |           | 0.00 CR      |
| 27/02/2023         | Trust to Cash Movement #85909565     |          |           | 3,824.80  | 3,824.80 CR  |
| 27/02/2023         | Trust to Cash Movement #85909565     |          | 3,824.80  |           | 0.00 CR      |
| 28/02/2023         | Capitalised Accrued Interest for EOM |          |           | 7.50      | 7.50 CR      |
| 28/02/2023         | Capitalised Accrued Interest for EOM |          | 7.50      |           | 0.00 CR      |
| 01/03/2023         | Transfer of Funds - Bell Direct Fee  |          | 10.00     |           | 10.00 DR     |
| 13/03/2023         | Direct Credit received TPP           |          |           | 10.00     | 0.00 CR      |
| 13/03/2023         | Direct Credit received TPP           |          | 10.00     |           | 10.00 DR     |
| 13/03/2023         | Transfer of Funds - Bell Direct Fee  |          |           | 10.00     | 0.00 CR      |
| 14/03/2023         | Transfer of Funds - Cash to Trust    |          |           | 6,015.00  | 6,015.00 CR  |
| 14/03/2023         | Transfer of Funds - Cash to Trust    |          | 6,015.00  |           | 0.00 CR      |
| 23/03/2023         | Transfer of Funds - Cash to Trust    |          |           | 2,225.00  | 2,225.00 CR  |
| 23/03/2023         | Transfer of Funds - Cash to Trust    |          | 2,225.00  |           | 0.00 CR      |
| 31/03/2023         | Capitalised Accrued Interest for EOM |          |           | 10.17     | 10.17 CR     |
| 31/03/2023         | Capitalised Accrued Interest for EOM |          | 10.17     |           | 0.00 CR      |
| 31/03/2023         | Trust to Cash Movement #87697655     |          |           | 6,785.00  | 6,785.00 CR  |
| 31/03/2023         | Trust to Cash Movement #87697655     |          | 6,785.00  |           | 0.00 CR      |
| 03/04/2023         | Transfer of Funds - Cash to Trust    |          |           | 1,099.68  | 1,099.68 CR  |
| 03/04/2023         | Transfer of Funds - Cash to Trust    |          | 1,099.68  |           | 0.00 CR      |
| 04/04/2023         | Transfer of Funds - Cash to Trust    |          |           | 4,315.32  | 4,315.32 CR  |

**BCF Super Fund**  
**General Ledger Account Movement**  
**For the period from 1 July 2022 to 30 June 2023**

| Date                    | Description                                       | Quantity | Debits    | Credits   | Balance      |
|-------------------------|---|----------|-----------|-----------|--------------|
| <b>Liabilities</b>      |   |          |           |           |              |
| 04/04/2023              | Transfer of Funds - Cash to Trust                 |          | 4,315.32  |           | 0.00 CR      |
| 06/04/2023              | Transfer of Funds - Cash to Trust                 |          |           | 5,915.00  | 5,915.00 CR  |
| 06/04/2023              | Transfer of Funds - Cash to Trust                 |          | 5,915.00  |           | 0.00 CR      |
| 12/04/2023              | Trust to Cash Movement #88169298                  |          |           | 870.00    | 870.00 CR    |
| 12/04/2023              | Trust to Cash Movement #88169298                  |          | 870.00    |           | 0.00 CR      |
| 21/04/2023              | Trust to Cash Movement #88599352                  |          |           | 868.24    | 868.24 CR    |
| 21/04/2023              | Trust to Cash Movement #88599352                  |          | 868.24    |           | 0.00 CR      |
| 26/04/2023              | Trust to Cash Movement #88756821                  |          |           | 5,261.76  | 5,261.76 CR  |
| 26/04/2023              | Trust to Cash Movement #88756821                  |          | 5,261.76  |           | 0.00 CR      |
| 30/04/2023              | Capitalised Accrued Interest for EOM              |          |           | 6.22      | 6.22 CR      |
| 30/04/2023              | Capitalised Accrued Interest for EOM              |          | 6.22      |           | 0.00 CR      |
| 12/05/2023              | Transfer of Funds - Cash to Trust                 |          |           | 2,465.00  | 2,465.00 CR  |
| 12/05/2023              | Transfer of Funds - Cash to Trust                 |          | 2,465.00  |           | 0.00 CR      |
| 15/05/2023              | Transfer of Funds - Cash to Trust                 |          |           | 5,815.00  | 5,815.00 CR  |
| 15/05/2023              | Transfer of Funds - Cash to Trust                 |          | 5,815.00  |           | 0.00 CR      |
| 17/05/2023              | Trust to Cash Movement #90011150                  |          |           | 1,800.21  | 1,800.21 CR  |
| 17/05/2023              | Trust to Cash Movement #90011150                  |          | 1,800.21  |           | 0.00 CR      |
| 18/05/2023              | Trust to Cash Movement #90020279                  |          |           | 4,259.79  | 4,259.79 CR  |
| 18/05/2023              | Trust to Cash Movement #90020279                  |          | 4,259.79  |           | 0.00 CR      |
| 22/05/2023              | Direct Credit received RDB                        |          |           | 40,000.00 | 40,000.00 CR |
| 22/05/2023              | Direct Credit received RDB                        |          | 40,000.00 |           | 0.00 CR      |
| 23/05/2023              | Transfer of Funds - Cash to Trust                 |          |           | 36,387.47 | 36,387.47 CR |
| 23/05/2023              | Transfer of Funds - Cash to Trust                 |          | 36,387.47 |           | 0.00 CR      |
| 29/05/2023              | Trust to Cash Movement #90616530                  |          |           | 6,110.00  | 6,110.00 CR  |
| 29/05/2023              | Trust to Cash Movement #90616530                  |          | 6,110.00  |           | 0.00 CR      |
| 31/05/2023              | Capitalised Accrued Interest for EOM              |          |           | 11.65     | 11.65 CR     |
| 31/05/2023              | Capitalised Accrued Interest for EOM              |          | 11.65     |           | 0.00 CR      |
| 08/06/2023              | Transfer of Funds - Cash to Trust                 |          |           | 5,915.00  | 5,915.00 CR  |
| 08/06/2023              | Transfer of Funds - Cash to Trust                 |          | 5,915.00  |           | 0.00 CR      |
| 09/06/2023              | Transfer of Funds - Cash to Trust                 |          |           | 7,055.00  | 7,055.00 CR  |
| 09/06/2023              | Transfer of Funds - Cash to Trust                 |          | 7,055.00  |           | 0.00 CR      |
| 14/06/2023              | Transfer of Funds - Cash to Trust                 |          |           | 5,865.00  | 5,865.00 CR  |
| 14/06/2023              | Transfer of Funds - Cash to Trust                 |          | 5,865.00  |           | 0.00 CR      |
| 20/06/2023              | Trust to Cash Movement #91868435                  |          |           | 1,340.00  | 1,340.00 CR  |
| 20/06/2023              | Trust to Cash Movement #91868435                  |          | 1,340.00  |           | 0.00 CR      |
| 22/06/2023              | Trust to Cash Movement #92123507                  |          |           | 5,013.72  | 5,013.72 CR  |
| 22/06/2023              | Trust to Cash Movement #92123507                  |          | 5,013.72  |           | 0.00 CR      |
| 27/06/2023              | Transfer of Funds - Cash to Trust                 |          |           | 4,873.00  | 4,873.00 CR  |
| 27/06/2023              | Transfer of Funds - Cash to Trust                 |          | 4,873.00  |           | 0.00 CR      |
| 30/06/2023              | Capitalised Accrued Interest for EOM              |          |           | 7.46      | 7.46 CR      |
| 30/06/2023              | Capitalised Accrued Interest for EOM              |          | 7.46      |           | 0.00 CR      |
| 30/06/2023              | <b>Closing Balance</b>                            |          |           |           | <b>0.00</b>  |
| <b>NAB Cash Manager</b> |   |          |           |           |              |
| 01/07/2022              | <b>Opening Balance</b>                            |          |           |           | <b>0.00</b>  |
| 01/07/2022              | INTERNET TRANSFER ONLINE V6958772144 q1 super rdb |          |           | 6,875.00  | 6,875.00 CR  |
| 01/07/2022              | INTERNET TRANSFER ONLINE V6958772144 q1 super rdb |          | 6,875.00  |           | 0.00 CR      |
| 18/07/2022              | 001279361553 BBOZ DST 513275                      |          |           | 389.73    | 389.73 CR    |
| 18/07/2022              | 001279361553 BBOZ DST 513275                      |          | 389.73    |           | 0.00 CR      |
| 21/07/2022              | 001279723120 FOR DST 489549                       |          |           | 1,012.50  | 1,012.50 CR  |
| 21/07/2022              | 001279723120 FOR DST 489549                       |          | 1,012.50  |           | 0.00 CR      |
| 29/07/2022              | Credit interest                                   |          |           | 2.22      | 2.22 CR      |
| 29/07/2022              | Credit interest                                   |          | 2.22      |           | 0.00 CR      |
| 31/08/2022              | Credit interest                                   |          |           | 9.32      | 9.32 CR      |
| 31/08/2022              | Credit interest                                   |          | 9.32      |           | 0.00 CR      |
| 16/09/2022              | 001283813665 BTI SPC 16/09 535918                 |          |           | 2,960.00  | 2,960.00 CR  |
| 16/09/2022              | 001283813665 BTI SPC 16/09 535918                 |          | 2,960.00  |           | 0.00 CR      |
| 30/09/2022              | 001284767782 LSF FNL DIV 609879                   |          |           | 1,012.50  | 1,012.50 CR  |
| 30/09/2022              | 001284767782 LSF FNL DIV 609879                   |          | 1,012.50  |           | 0.00 CR      |
| 30/09/2022              | 001284895925 WQG DIV 535917                       |          |           | 960.00    | 960.00 CR    |

**BCF Super Fund**  
**General Ledger Account Movement**  
**For the period from 1 July 2022 to 30 June 2023**

| Date               | Description                                       | Quantity | Debits    | Credits   | Balance      |
|--------------------|---|----------|-----------|-----------|--------------|
| <b>Liabilities</b> |   |          |           |           |              |
| 30/09/2022         | 001284895925 WQG DIV 535917                       |          | 960.00    |           | 0.00 CR      |
| 30/09/2022         | Credit interest                                   |          |           | 15.20     | 15.20 CR     |
| 30/09/2022         | Credit interest                                   |          | 15.20     |           | 0.00 CR      |
| 05/10/2022         | INTERNET TRANSFER ONLINE V1734037378 rdb super q2 |          |           | 6,875.00  | 6,875.00 CR  |
| 05/10/2022         | INTERNET TRANSFER ONLINE V1734037378 rdb super q2 |          | 6,875.00  |           | 0.00 CR      |
| 31/10/2022         | Credit interest                                   |          |           | 36.48     | 36.48 CR     |
| 31/10/2022         | Credit interest                                   |          | 36.48     |           | 0.00 CR      |
| 01/11/2022         | MR JACK HENRY BEARDS                              |          |           | 2,000.00  | 2,000.00 CR  |
| 01/11/2022         | MR JACK HENRY BEARDS                              |          | 2,000.00  |           | 0.00 CR      |
| 04/11/2022         | S00037294781 MAGELLAN FLAGSHIP 444594             |          |           | 318.56    | 318.56 CR    |
| 04/11/2022         | S00037294781 MAGELLAN FLAGSHIP 444594             |          | 318.56    |           | 0.00 CR      |
| 10/11/2022         | Swyftx CT.bglji CT.bglji AUD Payout               |          |           | 36,000.00 | 36,000.00 CR |
| 10/11/2022         | Swyftx CT.bglji CT.bglji AUD Payout               |          | 36,000.00 |           | 0.00 CR      |
| 30/11/2022         | Credit interest                                   |          |           | 98.49     | 98.49 CR     |
| 30/11/2022         | Credit interest                                   |          | 98.49     |           | 0.00 CR      |
| 08/12/2022         | INTERNET BILL PAYMNT INTERNET BPAY REGAL INVEST   |          |           | 10,000.00 | 10,000.00 CR |
| 08/12/2022         | INTERNET BILL PAYMNT INTERNET BPAY REGAL INVEST   |          | 10,000.00 |           | 0.00 CR      |
| 30/12/2022         | Credit interest                                   |          |           | 115.59    | 115.59 CR    |
| 30/12/2022         | Credit interest                                   |          | 115.59    |           | 0.00 CR      |
| 09/01/2023         | INTERNET TRANSFER ONLINE T9420551273 rdb super q3 |          |           | 6,875.00  | 6,875.00 CR  |
| 09/01/2023         | INTERNET TRANSFER ONLINE T9420551273 rdb super q3 |          | 6,875.00  |           | 0.00 CR      |
| 17/01/2023         | 001288017911 FOR DST 489549                       |          |           | 300.00    | 300.00 CR    |
| 17/01/2023         | 001288017911 FOR DST 489549                       |          | 300.00    |           | 0.00 CR      |
| 31/01/2023         | 001289187839 RF1 DST 535592                       |          |           | 4,998.30  | 4,998.30 CR  |
| 31/01/2023         | 001289187839 RF1 DST 535592                       |          | 4,998.30  |           | 0.00 CR      |
| 31/01/2023         | Credit interest                                   |          |           | 135.40    | 135.40 CR    |
| 31/01/2023         | Credit interest                                   |          | 135.40    |           | 0.00 CR      |
| 06/02/2023         | INTERNET BILL PAYMNT INTERNET BPAY BOARDROOM I    |          |           | 30,000.00 | 30,000.00 CR |
| 06/02/2023         | INTERNET BILL PAYMNT INTERNET BPAY BOARDROOM I    |          | 30,000.00 |           | 0.00 CR      |
| 28/02/2023         | Credit interest                                   |          |           | 83.23     | 83.23 CR     |
| 28/02/2023         | Credit interest                                   |          | 83.23     |           | 0.00 CR      |
| 02/03/2023         | 001289791485 BTI ITM DIV 535918                   |          |           | 1,575.00  | 1,575.00 CR  |
| 02/03/2023         | 001289791485 BTI ITM DIV 535918                   |          | 1,575.00  |           | 0.00 CR      |
| 31/03/2023         | 001295103355 WQG DIV 535917                       |          |           | 1,300.00  | 1,300.00 CR  |
| 31/03/2023         | 001295103355 WQG DIV 535917                       |          | 1,300.00  |           | 0.00 CR      |
| 31/03/2023         | Credit interest                                   |          |           | 83.55     | 83.55 CR     |
| 31/03/2023         | Credit interest                                   |          | 83.55     |           | 0.00 CR      |
| 03/04/2023         | INTERNET TRANSFER ONLINE B6056175202 rdb super q4 |          |           | 6,875.00  | 6,875.00 CR  |
| 03/04/2023         | INTERNET TRANSFER ONLINE B6056175202 rdb super q4 |          | 6,875.00  |           | 0.00 CR      |
| 04/04/2023         | 001295045514 LSF ITM DIV 609879                   |          |           | 1,500.00  | 1,500.00 CR  |
| 04/04/2023         | 001295045514 LSF ITM DIV 609879                   |          | 1,500.00  |           | 0.00 CR      |
| 13/04/2023         | S00037294781 Hearts and Minds 255730              |          |           | 5,737.50  | 5,737.50 CR  |
| 13/04/2023         | S00037294781 Hearts and Minds 255730              |          | 5,737.50  |           | 0.00 CR      |
| 28/04/2023         | Credit interest                                   |          |           | 107.44    | 107.44 CR    |
| 28/04/2023         | Credit interest                                   |          | 107.44    |           | 0.00 CR      |
| 04/05/2023         | PC280423-193272642SuperChoice P/L 481471          |          |           | 198.85    | 198.85 CR    |
| 04/05/2023         | PC280423-193272642SuperChoice P/L 481471          |          | 198.85    |           | 0.00 CR      |
| 05/05/2023         | S00037294781 TGFDIV 255730                        |          |           | 5,000.00  | 5,000.00 CR  |
| 05/05/2023         | S00037294781 TGFDIV 255730                        |          | 5,000.00  |           | 0.00 CR      |
| 12/05/2023         | S00037294781 MAGELLAN FLAGSHIP 444594             |          |           | 225.00    | 225.00 CR    |
| 12/05/2023         | S00037294781 MAGELLAN FLAGSHIP 444594             |          | 225.00    |           | 0.00 CR      |
| 19/05/2023         | INTERNET TRANSFER INTERNET TRANSFER BCF BELL C    |          | 40,000.00 |           | 40,000.00 DR |
| 22/05/2023         | INTERNET TRANSFER INTERNET TRANSFER BCF BELL C    |          |           | 40,000.00 | 0.00 CR      |
| 31/05/2023         | Credit interest                                   |          |           | 111.94    | 111.94 CR    |
| 31/05/2023         | Credit interest                                   |          | 111.94    |           | 0.00 CR      |
| 05/06/2023         | INTERNET TRANSFER INTERNET TRANSFER 137430 1 BC   |          |           | 440.00    | 440.00 CR    |
| 05/06/2023         | INTERNET TRANSFER INTERNET TRANSFER 137430 1 BC   |          | 440.00    |           | 0.00 CR      |
| 06/06/2023         | INTERNET BILL PAYMNT INTERNET BPAY TAX OFFICE P/  |          |           | 259.00    | 259.00 CR    |
| 06/06/2023         | INTERNET BILL PAYMNT INTERNET BPAY TAX OFFICE P/  |          |           | 4,777.93  | 5,036.93 CR  |

**BCF Super Fund**  
**General Ledger Account Movement**  
**For the period from 1 July 2022 to 30 June 2023**

| Date                               | Description   | Quantity | Debits    | Credits   | Balance              |
|------------------------------------|---|----------|-----------|-----------|----------------------|
| <b>Liabilities</b>                 |   |          |           |           |                      |
| 06/06/2023                         | INTERNET BILL PAYMNT INTERNET BPAY TAX OFFICE PA      |          | 5,036.93  |           | 0.00 CR              |
| 06/06/2023                         | INTERNET TRANSFER INTERNET TRANSFER 7399 BCFSF        |          |           | 3,300.00  | 3,300.00 CR          |
| 06/06/2023                         | INTERNET TRANSFER INTERNET TRANSFER 7399 BCFSF        |          | 3,300.00  |           | 0.00 CR              |
| 30/06/2023                         | 001298090168 WQG QRTLY DIV 535917                     |          |           | 492.00    | 492.00 CR            |
| 30/06/2023                         | 001298090168 WQG QRTLY DIV 535917                     |          | 492.00    |           | 0.00 CR              |
| 30/06/2023                         | Credit interest                                       |          |           | 20.93     | 20.93 CR             |
| 30/06/2023                         | Credit interest                                       |          | 20.93     |           | 0.00 CR              |
| <b>30/06/2023</b>                  | <b>Closing Balance</b>                                |          |           |           | <b>0.00</b>          |
| <b>Swyftx Crypto Bank Account</b>  |   |          |           |           |                      |
| <b>01/07/2022</b>                  | <b>Opening Balance</b>                                |          |           |           | <b>0.00</b>          |
| 10/11/2022                         | Withdrawal  |          |           | 36,000.00 | 36,000.00 CR         |
| 10/11/2022                         | Withdrawal  |          | 36,000.00 |           | 0.00 CR              |
| <b>30/06/2023</b>                  | <b>Closing Balance</b>                                |          |           |           | <b>0.00</b>          |
| <b>Member Entitlements</b>         |   |          |           |           |                      |
| <b>Member Entitlement Accounts</b> |   |          |           |           |                      |
| <b>Mr Jack Beardshall</b>          |   |          |           |           |                      |
| <b>Accumulation</b>                |   |          |           |           |                      |
| <b>01/07/2022</b>                  | <b>Opening Balance</b>                                |          |           |           | <b>82,185.97</b> CR  |
| 01/11/2022                         | MR JACK HENRY BEARDS                                  |          |           | 2,000.00  | 84,185.97 CR         |
| 04/05/2023                         | Contribution Tax Withheld                             |          | 29.83     |           | 84,156.14 CR         |
| 04/05/2023                         | Employer Contribution: Harvest Pub Operations Pty Ltd |          |           | 198.85    | 84,354.99 CR         |
| 30/06/2023                         | Income Taxes Allocated                                |          | 187.12    |           | 84,167.87 CR         |
| 30/06/2023                         | Investment Profit or Loss                             |          |           | 7,197.41  | 91,365.28 CR         |
| <b>30/06/2023</b>                  | <b>Closing Balance</b>                                |          |           |           | <b>91,365.28</b> CR  |
| <b>Mr Richard Beardshall</b>       |   |          |           |           |                      |
| <b>Accumulation</b>                |   |          |           |           |                      |
| <b>01/07/2022</b>                  | <b>Opening Balance</b>                                |          |           |           | <b>625,185.12</b> CR |
| 01/07/2022                         | Contribution Tax Withheld                             |          | 515.62    |           | 624,669.50 CR        |
| 01/07/2022                         | INTERNET TRANSFER ONLINE V6958772144 q1 super rdb     |          |           | 3,437.50  | 628,107.00 CR        |
| 01/07/2022                         | Spouse Split  |          | 11,000.00 |           | 617,107.00 CR        |
| 05/10/2022                         | Contribution Tax Withheld                             |          | 515.62    |           | 616,591.38 CR        |
| 05/10/2022                         | INTERNET TRANSFER ONLINE V1734037378 rdb super q2     |          |           | 3,437.50  | 620,028.88 CR        |
| 09/01/2023                         | Contribution Tax Withheld                             |          | 515.62    |           | 619,513.26 CR        |
| 09/01/2023                         | INTERNET TRANSFER ONLINE T9420551273 rdb super q3     |          |           | 3,437.50  | 622,950.76 CR        |
| 03/04/2023                         | Contribution Tax Withheld                             |          | 515.62    |           | 622,435.14 CR        |
| 03/04/2023                         | INTERNET TRANSFER ONLINE B6056175202 rdb super q4     |          |           | 3,437.50  | 625,872.64 CR        |
| 30/06/2023                         | Contribution Tax                                      |          | 0.02      |           | 625,872.62 CR        |
| 30/06/2023                         | Income Taxes Allocated                                |          | 1,391.44  |           | 624,481.18 CR        |
| 30/06/2023                         | Investment Profit or Loss                             |          |           | 53,533.10 | 678,014.28 CR        |
| <b>30/06/2023</b>                  | <b>Closing Balance</b>                                |          |           |           | <b>678,014.28</b> CR |
| <b>Mrs Jennifer Clarke</b>         |   |          |           |           |                      |
| <b>Accumulation</b>                |   |          |           |           |                      |
| <b>01/07/2022</b>                  | <b>Opening Balance</b>                                |          |           |           | <b>602,507.35</b> CR |
| 01/07/2022                         | Contribution Tax Withheld                             |          | 515.62    |           | 601,991.73 CR        |
| 01/07/2022                         | INTERNET TRANSFER ONLINE V6958772144 q1 super rdb     |          |           | 3,437.50  | 605,429.23 CR        |
| 01/07/2022                         | Rollover In   |          |           | 11,000.00 | 616,429.23 CR        |
| 05/10/2022                         | Contribution Tax Withheld                             |          | 515.62    |           | 615,913.61 CR        |
| 05/10/2022                         | INTERNET TRANSFER ONLINE V1734037378 rdb super q2     |          |           | 3,437.50  | 619,351.11 CR        |
| 09/01/2023                         | Contribution Tax Withheld                             |          | 515.62    |           | 618,835.49 CR        |
| 09/01/2023                         | INTERNET TRANSFER ONLINE T9420551273 rdb super q3     |          |           | 3,437.50  | 622,272.99 CR        |
| 03/04/2023                         | Contribution Tax Withheld                             |          | 515.62    |           | 621,757.37 CR        |
| 03/04/2023                         | INTERNET TRANSFER ONLINE B6056175202 rdb super q4     |          |           | 3,437.50  | 625,194.87 CR        |
| 30/06/2023                         | Contribution Tax                                      |          | 0.02      |           | 625,194.85 CR        |
| 30/06/2023                         | Income Taxes Allocated                                |          | 1,389.96  |           | 623,804.89 CR        |
| 30/06/2023                         | Investment Profit or Loss                             |          |           | 53,474.84 | 677,279.73 CR        |
| <b>30/06/2023</b>                  | <b>Closing Balance</b>                                |          |           |           | <b>677,279.73</b> CR |

# BCF Super Fund

## Detailed Trial Balance as at 30 June 2023

| Prior Year  |           | Description   | Current Year |           |
|---|-----------|---|--------------|-----------|
| Debits  | Credits   |   | Debits       | Credits   |
| <b>INCOME</b>   |           |   |              |           |
| Rollovers In  |           |   |              |           |
| -   | 21,250.00 | Mrs Jennifer Clarke   | -            | 22,000.00 |
| Contributions - Employer                                |           |   |              |           |
| -   | -         | Mr Jack Beardshall  | -            | 198.85    |
| -   | 27,500.00 | Mr Richard Beardshall   | -            | 27,500.00 |
| -   | 995.60    | Mrs Jennifer Clarke   | -            | -         |
| Contributions - Member - Personal Non-Concessional      |           |   |              |           |
| -   | 3,000.00  | Mr Jack Beardshall  | -            | 2,000.00  |
| Increase in Market Value - Derivative Investments       |           |   |              |           |
| 1,600.00  | -         | Wcm Global Growth Limited - Option Expiring 31-Aug-2022   | -            | -         |
| Increase in Market Value - Managed Investments          |           |   |              |           |
| 76,394.20   | -         | Frazis Fund   | -            | 8,210.80  |
| 14,010.00   | -         | OP Fund   | -            | 9,720.00  |
| 97,112.11   | -         | Ophir Global High Conviction Fund   | -            | 13,830.40 |
| 150,443.49  | -         | Ophir Global Opportunities Fund   | -            | 34,514.30 |
| 36,049.13   | -         | Platinum International Fund   | -            | -         |
| Increase in Market Value - Shares in Listed Companies   |           |   |              |           |
| -   | 2,077.20  | Bailador Technology Investments Limited   | 11,221.00    | -         |
| 2,877.00  | -         | Diversified United Investment Limited   | -            | -         |
| -   | 2,688.00  | Global X Metal Securities Australia Limited. - Global X Physical GOLD                           | -            | 2,968.00  |
| 55,533.46   | -         | Hearts And Minds Investments Limited  | -            | 28,576.84 |
| 36,269.72   | -         | L1 Long Short Fund Limited  | -            | 6,504.50  |
| -   | -         | New Hope Corporation Limited  | 4,350.47     | -         |
| -   | 363.00    | Resolute Mining Limited   | -            | -         |
| -   | 2,125.00  | Silver Lake Resources Limited   | -            | -         |
| 383.02  | -         | Thorney Opportunities Ltd   | -            | -         |
| 11,628.50   | -         | Thorney Technologies Ltd  | -            | 3,555.00  |
| 17,907.87   | -         | Tribeca Global Natural Resources Limited  | 14,265.21    | -         |
| 10,965.86   | -         | Wcm Global Growth Limited   | -            | 1,610.54  |
| Increase in Market Value - Shares in Unlisted Companies |           |   |              |           |
| -   | 1,264.00  | 1/2oz ABC Gold Cast   | -            | 2,236.00  |
| 9,540.59  | -         | 1kg ABC Silver Cast Bar 999.5   | -            | 4,660.50  |
| -   | 680.11    | 1oz Gold Beneath the Southern Skies Coin  | -            | 4,472.00  |
| 1,130.00  | -         | 1oz Silver Kangaroo Coin  | -            | 370.00    |
| 6,220.98  | -         | Tael ABC Gold 37.5 grams  | -            | 8,887.20  |
| Increase in Market Value - Units In Listed Unit Trusts  |           |   |              |           |
| -   | 3,664.23  | Betashares Australian Strong Bear (Hedge Fund) - Betashares Australian Strong Bear (Hedge Fund) | 1,881.80     | -         |
| -   | 16,164.27 | ETFS Ultra Short Nasdaq 100 Hedge Fund - ETFS Ultra Short Nasdaq 100 Hedge Fund                 | 7,982.50     | -         |
| 9,974.70  | -         | Forager Australian Shares Fund - Ordinary Units Fully Paid                                      | -            | 1,407.56  |
| 43,892.31   | -         | Ophir High Conviction Fund - Ordinary Units Fully Paid  | -            | 1,784.56  |
| 68,467.35   | -         | Regal Investment Fund - Ordinary Units Fully Paid   | 1,794.82     | -         |
| 2,707.50  | -         | Vaneck Gold Miners ETF - Vaneck Gold Miners ETF   | -            | 4,370.00  |
| Distributions - Units In Listed Unit Trusts             |           |   |              |           |

# BCF Super Fund

## Detailed Trial Balance as at 30 June 2023

| Prior Year   |           | Description   | Current Year |          |
|--|-----------|---|--------------|----------|
| Debits   | Credits   |   | Debits       | Credits  |
| -  | 389.73    | Betashares Australian Strong Bear (Hedge Fund) - Betashares Australian Strong Bear (Hedge Fund) | -            | -        |
| -  | 2,118.56  | Forager Australian Shares Fund - Ordinary Units Fully Paid                                      | -            | 300.00   |
| -  | 5,017.55  | Ophir High Conviction Fund - Ordinary Units Fully Paid  | -            | 5,610.06 |
| -  | 12,168.96 | Regal Investment Fund - Ordinary Units Fully Paid   | -            | 7,834.55 |
| -  | 777.80    | Vaneck Gold Miners ETF - Vaneck Gold Miners ETF   | -            | 1,055.52 |
| Dividends - Shares in Listed Companies               |           |   |              |          |
| -  | -         | Bailador Technology Investments Limited   | -            | 4,535.00 |
| -  | 3,712.50  | Hearts And Minds Investments Limited  | -            | 5,737.50 |
| -  | 2,760.00  | L1 Long Short Fund Limited  | -            | 2,512.50 |
| -  | -         | MFF Capital Investments Limited   | -            | 543.56   |
| -  | 135.00    | Thorney Opportunities Ltd   | -            | -        |
| -  | -         | Tribeca Global Natural Resources Limited  | -            | 5,000.00 |
| -  | 275.00    | Vgi Partners Asian Investments Limited  | -            | -        |
| -  | 650.00    | Wcm Global Growth Limited   | -            | 2,752.00 |
| Interest - Cash At Bank                              |           |   |              |          |
| -  | 39.00     | Bell Direct   | -            | 66.31    |
| -  | 46.69     | NAB Cash Manager  | -            | 819.79   |
| <b>EXPENSE</b>                                       |           |   |              |          |
| Rollovers Out  |           |   |              |          |
| 21,250.00  | -         | Mr Richard Beardshall   | 22,000.00    | -        |
| 3,300.00   | -         | Accountancy Fee   | 3,300.00     | -        |
| 385.00   | -         | Auditor Fee   | 440.00       | -        |
| 259.00   | -         | SMSF Supervisory Levy   | 259.00       | -        |
| Realised Capital Losses - Derivative Investments     |           |   |              |          |
| 13,064.96  | -         | S&P/ASX 200 - 5475.0 Put Option Expiring 20-Jul-2023  | -            | -        |
| 2,527.94   | -         | S&P/ASX 200 - 5500.0 Put Option Expiring 20-Jul-2023  | -            | -        |
| 16,510.38  | -         | S&P/ASX 200 - 7325.0 Put Option Expiring 21-Mar-2024  | -            | -        |
| 7,864.96   | -         | S&P/ASX 200 - 7400.0 Put Option Expiring 16-Feb-2023  | -            | -        |
| -  | 1,437.00  | Wcm Global Growth Limited - Option Expiring 31-Aug-2022   | -            | -        |
| Realised Capital Losses - Managed Investments        |           |   |              |          |
| -  | 35,656.57 | Platinum International Fund   | -            | -        |
| Realised Capital Losses - Other Assets               |           |   |              |          |
| 12,425.69  | -         | Unsettle Share Trades   | -            | -        |
| Realised Capital Losses - Shares in Listed Companies |           |   |              |          |
| -  | 70.00     | Bailador Technology Investments Limited   | 165.86       | -        |
| -  | 2,833.00  | Diversified United Investment Limited   | -            | -        |
| -  | 1,117.46  | Hearts And Minds Investments Limited  | 15,736.00    | -        |
| -  | 43,391.72 | L1 Long Short Fund Limited  | 60.50        | -        |
| -  | -         | MFF Capital Investments Limited   | 414.36       | -        |
| -  | 274.00    | Resolute Mining Limited   | -            | -        |
| 3,225.50   | -         | Silver Lake Resources Limited   | -            | -        |
| -  | 1,011.12  | Thorney Opportunities Ltd   | -            | -        |
| -  | 4,733.18  | Thorney Technologies Ltd  | 5,846.00     | -        |



# BCF Super Fund

## Detailed Trial Balance as at 30 June 2023

| Prior Year   |            | Description   | Current Year |          |
|--|------------|---|--------------|----------|
| Debits   | Credits    |   | Debits       | Credits  |
| -  | 21,264.04  | Tribeca Global Natural Resources Limited  | -            | 1,902.21 |
| 676.00   | -          | Vgi Partners Asian Investments Limited  | -            | -        |
| -  | 11,867.89  | Wcm Global Growth Limited   | -            | 466.21   |
| <hr/>  |            |   |              |          |
| Realised Capital Losses - Shares in Unlisted Companies |            |   |              |          |
| 35,667.82  | -          | Bitcoin   | -            | -        |
| 40,641.14  | -          | Ethereum  | -            | -        |
| 14,610.73  | -          | Litcoin   | -            | -        |
| <hr/>  |            |   |              |          |
| Realised Capital Losses - Units In Listed Unit Trusts  |            |   |              |          |
| 3,085.59   | -          | Betashares Australian Strong Bear (Hedge Fund) - Betashares Australian Strong Bear (Hedge Fund) | 2,461.20     | -        |
| 3,550.66   | -          | ETFS Ultra Short Nasdaq 100 Hedge Fund - ETFS Ultra Short Nasdaq 100 Hedge Fund                 | -            | 7,569.50 |
| -  | 6,510.70   | Forager Australian Shares Fund - Ordinary Units Fully Paid                                      | -            | 810.60   |
| -  | -          | Global X Ultra Long Nasdaq 100 Hedge Fund - Global X Ultra Long Nasdaq 100 Hedge Fund           | -            | 2,435.00 |
| -  | 6,868.95   | Ophir High Conviction Fund - Ordinary Units Fully Paid  | -            | 366.86   |
| -  | 31,619.59  | Regal Investment Fund - Ordinary Units Fully Paid   | 3,611.30     | -        |
| <hr/>  |            |   |              |          |
| <b>INCOME TAX</b>                                      |            |   |              |          |
| -  | 64,687.10  | Income Tax Expense  | 18,316.05    | -        |
| Imputation Credits - Shares in Listed Companies        |            |   |              |          |
| -  | -          | Bailador Technology Investments Limited   | -            | 1,943.57 |
| -  | 1,591.07   | Hearts And Minds Investments Limited  | -            | 2,458.93 |
| -  | 1,182.86   | L1 Long Short Fund Limited  | -            | 1,076.79 |
| -  | -          | MFF Capital Investments Limited   | -            | 232.96   |
| -  | 47.43      | Thorney Opportunities Ltd   | -            | -        |
| -  | -          | Tribeca Global Natural Resources Limited  | -            | 2,142.86 |
| -  | 117.86     | Vgi Partners Asian Investments Limited  | -            | -        |
| -  | 278.57     | Wcm Global Growth Limited   | -            | 1,179.43 |
| <hr/>  |            |   |              |          |
| Imputation Credits - Units In Listed Unit Trusts       |            |   |              |          |
| -  | 132.00     | Forager Australian Shares Fund - Ordinary Units Fully Paid                                      | -            | 26.62    |
| -  | 298.82     | Ophir High Conviction Fund - Ordinary Units Fully Paid  | -            | 700.62   |
| -  | 544.47     | Regal Investment Fund - Ordinary Units Fully Paid   | -            | 1,373.05 |
| -  | -          | Vaneck Gold Miners ETF - Vaneck Gold Miners ETF   | -            | 57.87    |
| <hr/>  |            |   |              |          |
| <b>PROFIT &amp; LOSS CLEARING ACCOUNT</b>              |            |   |              |          |
| -  | 484,755.56 | <b>Profit &amp; Loss Clearing Account</b>   | 136,780.85   | -        |
| <hr/>  |            |   |              |          |
| <b>ASSETS</b>  |            |   |              |          |
| Managed Investments                                    |            |   |              |          |
| 30,525.62  | -          | Frazis Fund   | 68,736.42    | -        |
| 85,990.00  | -          | OP Fund   | 95,710.00    | -        |
| 124,848.11   | -          | Ophir Global High Conviction Fund   | 138,678.51   | -        |
| 196,697.40   | -          | Ophir Global Opportunities Fund   | 231,211.70   | -        |
| <hr/>  |            |   |              |          |
| Shares in Listed Companies                             |            |   |              |          |

# BCF Super Fund

## Detailed Trial Balance as at 30 June 2023

| Prior Year  |           | Description   | Current Year |         |
|---|-----------|---|--------------|---------|
| Debits  | Credits   |   | Debits       | Credits |
| 36,125.00   | -         | Bailador Technology Investments Limited   | 58,250.00    | -       |
| 34,300.00   | -         | Global X Metal Securities Australia Limited. - Global X Physical GOLD                           | 37,268.00    | -       |
| 101,000.00  | -         | Hearts And Minds Investments Limited  | 107,350.00   | -       |
| 51,200.00   | -         | L1 Long Short Fund Limited  | 78,680.00    | -       |
| -   | -         | New Hope Corporation Limited  | 53,350.00    | -       |
| 22,050.00   | -         | Thorney Technologies Ltd  | 21,000.00    | -       |
| 71,400.00   | -         | Tribeca Global Natural Resources Limited  | 75,680.00    | -       |
| 46,800.00   | -         | Wcm Global Growth Limited   | 35,850.00    | -       |
| Shares in Unlisted Companies                                  |           |   |              |         |
| 26,046.00   | -         | 1/2oz ABC Gold Cast   | 28,282.00    | -       |
| 36,363.60   | -         | 1kg ABC Silver Cast Bar 999.5   | 41,024.10    | -       |
| 52,094.00   | -         | 1oz Gold Beneath the Southern Skies Coin  | 56,566.00    | -       |
| 2,900.00  | -         | 1oz Silver Kangaroo Coin  | 3,270.00     | -       |
| 14,981.40   | -         | Tael ABC Gold 37.5 grams  | 23,868.60    | -       |
| Units In Listed Unit Trusts                                   |           |   |              |         |
| 14,820.00   | -         | Betashares Australian Strong Bear (Hedge Fund) - Betashares Australian Strong Bear (Hedge Fund) | -            | -       |
| 21,800.00   | -         | ETFS Ultra Short Nasdaq 100 Hedge Fund - ETFS Ultra Short Nasdaq 100 Hedge Fund                 | -            | -       |
| 16,200.00   | -         | Forager Australian Shares Fund - Ordinary Units Fully Paid                                      | -            | -       |
| 79,200.00   | -         | Ophir High Conviction Fund - Ordinary Units Fully Paid  | 121,000.00   | -       |
| 96,560.00   | -         | Regal Investment Fund - Ordinary Units Fully Paid   | 93,100.00    | -       |
| 40,970.00   | -         | Vaneck Gold Miners ETF - Vaneck Gold Miners ETF   | 45,340.00    | -       |
| Cash At Bank  |           |   |              |         |
| 31,869.93   | -         | Bell Direct   | 2,328.64     | -       |
| 654.82  | -         | NAB Cash Manager  | 6,177.62     | -       |
| 36,154.62   | -         | Swyftx Crypto Bank Account  | 154.62       | -       |
| Unsettled Trades - Acquisitions - Units In Listed Unit Trusts |           |   |              |         |
| -   | 11,500.00 | Regal Investment Fund - Ordinary Units Fully Paid   | -            | -       |
| Unsettled Trades - Disposals - Shares in Listed Companies     |           |   |              |         |
| 6,490.00  | -         | L1 Long Short Fund Limited  | -            | -       |
| Unsettled Trades - Disposals - Units In Listed Unit Trusts    |           |   |              |         |
| 4,780.00  | -         | Betashares Australian Strong Bear (Hedge Fund) - Betashares Australian Strong Bear (Hedge Fund) | -            | -       |
| 6,650.00  | -         | Regal Investment Fund - Ordinary Units Fully Paid   | -            | -       |
| DRP Residual  |           |   |              |         |
| 3.61  | -         | Australian Foundation Investment Company Limited - Ordinary Fully Paid                          | 3.61         | -       |
| 1.52  | -         | Forager Australian Shares Fund - Ordinary Units Fully Paid                                      | 1.52         | -       |
| 0.01  | -         | Ophir Global High Conviction Fund   | 0.01         | -       |
| 0.49  | -         | Platinum Asia Investments Limited   | 0.49         | -       |
| 1.87  | -         | Regal Investment Fund - Ordinary Units Fully Paid   | 1.87         | -       |
| 0.23  | -         | Thorney Opportunities Ltd   | 0.23         | -       |
| 0.13  | -         | Wam Active Limited  | 0.13         | -       |
| Receivables - Investment Income Receivable                    |           |   |              |         |

# BCF Super Fund

## Detailed Trial Balance as at 30 June 2023

| Prior Year |            | Description   | Current Year |            |
|------------|------------|---|--------------|------------|
| Debits     | Credits    |   | Debits       | Credits    |
|            |            | - Distributions   |              |            |
| 389.73     | -          | Betashares Australian Strong Bear (Hedge Fund) - Betashares Australian Strong Bear (Hedge Fund) | -            | -          |
| 1,012.50   | -          | Forager Australian Shares Fund - Ordinary Units Fully Paid                                      | -            | -          |
| 5,011.32   | -          | Ophir High Conviction Fund - Ordinary Units Fully Paid  | 5,575.93     | -          |
| 8,868.96   | -          | Regal Investment Fund - Ordinary Units Fully Paid   | 2,722.18     | -          |
| -          | -          | Vaneck Gold Miners ETF - Vaneck Gold Miners ETF   | 920.00       | -          |
|            |            | Deferred Tax Assets   |              |            |
| -          | -          | Carried Forward Capital Losses  | 538.30       | -          |
| 21,654.50  | -          | Unrealised Gains/Losses   | 11,821.30    | -          |
|            |            | Current Tax Assets  |              |            |
| -          | 10,533.30  | Provision for Income Tax  | -            | 8,482.85   |
|            |            | Current Tax Assets - Franking Credits - Shares in Listed Companies                              |              |            |
| -          | -          | Bailador Technology Investments Limited   | 1,943.57     | -          |
| 1,591.07   | -          | Hearts And Minds Investments Limited  | 2,458.93     | -          |
| 1,182.86   | -          | L1 Long Short Fund Limited  | 1,076.79     | -          |
| -          | -          | MFF Capital Investments Limited   | 232.96       | -          |
| 47.43      | -          | Thorney Opportunities Ltd   | -            | -          |
| -          | -          | Tribeca Global Natural Resources Limited  | 2,142.86     | -          |
| 117.86     | -          | Vgi Partners Asian Investments Limited  | -            | -          |
| 278.57     | -          | Wcm Global Growth Limited   | 1,179.43     | -          |
|            |            | Current Tax Assets - Franking Credits - Units In Listed Unit Trusts                             |              |            |
| 132.00     | -          | Forager Australian Shares Fund - Ordinary Units Fully Paid                                      | 26.62        | -          |
| 298.82     | -          | Ophir High Conviction Fund - Ordinary Units Fully Paid  | 700.62       | -          |
| 544.47     | -          | Regal Investment Fund - Ordinary Units Fully Paid   | 1,373.05     | -          |
| -          | -          | Vaneck Gold Miners ETF - Vaneck Gold Miners ETF   | 57.87        | -          |
|            |            | Current Tax Assets - Foreign Tax Credits - Units In Listed Unit Trusts                          |              |            |
| 6.06       | -          | Forager Australian Shares Fund - Ordinary Units Fully Paid                                      | -            | -          |
| 6.23       | -          | Ophir High Conviction Fund - Ordinary Units Fully Paid  | 35.37        | -          |
| -          | -          | Regal Investment Fund - Ordinary Units Fully Paid   | 114.07       | -          |
| 140.00     | -          | Vaneck Gold Miners ETF - Vaneck Gold Miners ETF   | 135.52       | -          |
|            |            | Current Tax Assets  |              |            |
| 1,410.00   | -          | Income Tax Instalments Paid   | -            | -          |
| -          | -          | Change in Carried Forward Losses  | -            | 538.30     |
|            |            | <b>LIABILITIES</b>  |              |            |
| -          | 259.00     | SMSF Supervisory Levy   | -            | 259.00     |
|            |            | <b>MEMBER ENTITLEMENTS</b>  |              |            |
|            |            | Mr Jack Beardshall  |              |            |
| -          | 82,185.97  | Accumulation  | -            | 91,365.18  |
|            |            | Mr Richard Beardshall   |              |            |
| -          | 625,185.12 | Accumulation  | -            | 678,380.70 |
|            |            | Mrs Jennifer Clarke   |              |            |

# BCF Super Fund

## Detailed Trial Balance as at 30 June 2023

| Prior Year          |                     | Description  | Current Year        |                     |
|---------------------|---------------------|--------------|---------------------|---------------------|
| Debits              | Credits             |              | Debits              | Credits             |
| -                   | 602,507.35          | Accumulation | -                   | 676,913.41          |
| <u>2,164,323.90</u> | <u>2,164,323.90</u> |              | <u>1,706,826.36</u> | <u>1,706,826.36</u> |

**BCF Super Fund**  
**General Ledger Account Movement**  
**For the period from 1 July 2022 to 30 June 2023**

| Date   | Description   | Quantity | Debits    | Credits   | Balance      |
|--|---|----------|-----------|-----------|--------------|
| <b>Income</b>  |   |          |           |           |              |
| <b>Member Receipts</b>                                       |   |          |           |           |              |
| <b>Rollovers In</b>  |   |          |           |           |              |
| <b>Mrs Jennifer Clarke</b>                                   |   |          |           |           |              |
| 01/07/2022   | Opening Balance                                       |          |           |           | 0.00         |
| 01/07/2022   | Rollover In   |          |           | 22,000.00 | 22,000.00 CR |
| 30/06/2023   | Closing Balance                                       |          |           |           | 22,000.00 CR |
| <b>Contributions - Employer</b>                              |   |          |           |           |              |
| <b>Mr Jack Beardshall</b>                                    |   |          |           |           |              |
| 01/07/2022   | Opening Balance                                       |          |           |           | 0.00         |
| 04/05/2023   | Employer Contribution: Harvest Pub Operations Pty Ltd |          |           | 198.85    | 198.85 CR    |
| 30/06/2023   | Closing Balance                                       |          |           |           | 198.85 CR    |
| <b>Mr Richard Beardshall</b>                                 |   |          |           |           |              |
| 01/07/2022   | Opening Balance                                       |          |           |           | 0.00         |
| 01/07/2022   | INTERNET TRANSFER ONLINE V6958772144 q1 super rdb     |          |           | 6,875.00  | 6,875.00 CR  |
| 05/10/2022   | INTERNET TRANSFER ONLINE V1734037378 rdb super q2     |          |           | 6,875.00  | 13,750.00 CR |
| 09/01/2023   | INTERNET TRANSFER ONLINE T9420551273 rdb super q3     |          |           | 6,875.00  | 20,625.00 CR |
| 03/04/2023   | INTERNET TRANSFER ONLINE B6056175202 rdb super q4     |          |           | 6,875.00  | 27,500.00 CR |
| 30/06/2023   | Closing Balance                                       |          |           |           | 27,500.00 CR |
| <b>Contributions - Member - Personal Non-Concessional</b>    |   |          |           |           |              |
| <b>Mr Jack Beardshall</b>                                    |   |          |           |           |              |
| 01/07/2022   | Opening Balance                                       |          |           |           | 0.00         |
| 01/11/2022   | MR JACK HENRY BEARDS                                  |          |           | 2,000.00  | 2,000.00 CR  |
| 30/06/2023   | Closing Balance                                       |          |           |           | 2,000.00 CR  |
| <b>Investment Gains</b>                                      |   |          |           |           |              |
| <b>Increase in Market Value - Managed Investments</b>        |   |          |           |           |              |
| <b>Frazis Fund</b>   |   |          |           |           |              |
| 01/07/2022   | Opening Balance                                       |          |           |           | 0.00         |
| 30/06/2023   | Market Value Adjustment                               |          |           | 8,210.80  | 8,210.80 CR  |
| 30/06/2023   | Closing Balance                                       |          |           |           | 8,210.80 CR  |
| <b>OP Fund</b>   |   |          |           |           |              |
| 01/07/2022   | Opening Balance                                       |          |           |           | 0.00         |
| 30/06/2023   | Market Value Adjustment                               |          |           | 9,720.00  | 9,720.00 CR  |
| 30/06/2023   | Closing Balance                                       |          |           |           | 9,720.00 CR  |
| <b>Ophir Global High Conviction Fund</b>                     |   |          |           |           |              |
| 01/07/2022   | Opening Balance                                       |          |           |           | 0.00         |
| 30/06/2023   | Market Value Adjustment                               |          |           | 13,830.40 | 13,830.40 CR |
| 30/06/2023   | Closing Balance                                       |          |           |           | 13,830.40 CR |
| <b>Ophir Global Opportunities Fund</b>                       |   |          |           |           |              |
| 01/07/2022   | Opening Balance                                       |          |           |           | 0.00         |
| 30/06/2023   | Market Value Adjustment                               |          |           | 34,514.30 | 34,514.30 CR |
| 30/06/2023   | Closing Balance                                       |          |           |           | 34,514.30 CR |
| <b>Increase in Market Value - Shares in Listed Companies</b> |   |          |           |           |              |
| <b>Bailador Technology Investments Limited</b>               |   |          |           |           |              |
| 01/07/2022   | Opening Balance                                       |          |           |           | 0.00         |
| 30/06/2023   | Market Value Adjustment                               |          | 11,221.00 |           | 11,221.00 DR |
| 30/06/2023   | Closing Balance                                       |          |           |           | 11,221.00 DR |

**BCF Super Fund**  
**General Ledger Account Movement**  
**For the period from 1 July 2022 to 30 June 2023**

| Date   | Description             | Quantity | Debits    | Credits   | Balance             |
|--|-------------------------|----------|-----------|-----------|---------------------|
| <b>Income</b>  |                         |          |           |           |                     |
| <b>Global X Metal Securities Australia Limited. - Global X Physical GOLD</b> |                         |          |           |           |                     |
| 01/07/2022   | Opening Balance         |          |           |           | 0.00                |
| 30/06/2023   | Market Value Adjustment |          |           | 2,968.00  | 2,968.00 CR         |
| 30/06/2023   | Closing Balance         |          |           |           | <b>2,968.00 CR</b>  |
| <b>Hearts And Minds Investments Limited</b>                                  |                         |          |           |           |                     |
| 01/07/2022   | Opening Balance         |          |           |           | 0.00                |
| 30/06/2023   | Market Value Adjustment |          |           | 28,576.84 | 28,576.84 CR        |
| 30/06/2023   | Closing Balance         |          |           |           | <b>28,576.84 CR</b> |
| <b>L1 Long Short Fund Limited</b>  |                         |          |           |           |                     |
| 01/07/2022   | Opening Balance         |          |           |           | 0.00                |
| 30/06/2023   | Market Value Adjustment |          |           | 6,504.50  | 6,504.50 CR         |
| 30/06/2023   | Closing Balance         |          |           |           | <b>6,504.50 CR</b>  |
| <b>New Hope Corporation Limited</b>  |                         |          |           |           |                     |
| 01/07/2022   | Opening Balance         |          |           |           | 0.00                |
| 30/06/2023   | Market Value Adjustment |          | 4,350.47  |           | 4,350.47 DR         |
| 30/06/2023   | Closing Balance         |          |           |           | <b>4,350.47 DR</b>  |
| <b>Thorney Technologies Ltd</b>  |                         |          |           |           |                     |
| 01/07/2022   | Opening Balance         |          |           |           | 0.00                |
| 30/06/2023   | Market Value Adjustment |          |           | 3,555.00  | 3,555.00 CR         |
| 30/06/2023   | Closing Balance         |          |           |           | <b>3,555.00 CR</b>  |
| <b>Tribeca Global Natural Resources Limited</b>                              |                         |          |           |           |                     |
| 01/07/2022   | Opening Balance         |          |           |           | 0.00                |
| 30/06/2023   | Market Value Adjustment |          | 14,265.21 |           | 14,265.21 DR        |
| 30/06/2023   | Closing Balance         |          |           |           | <b>14,265.21 DR</b> |
| <b>Wcm Global Growth Limited</b>   |                         |          |           |           |                     |
| 01/07/2022   | Opening Balance         |          |           |           | 0.00                |
| 30/06/2023   | Market Value Adjustment |          |           | 1,610.54  | 1,610.54 CR         |
| 30/06/2023   | Closing Balance         |          |           |           | <b>1,610.54 CR</b>  |
| <b>Increase in Market Value - Shares in Unlisted Companies</b>               |                         |          |           |           |                     |
| <b>1/2oz ABC Gold Cast</b>   |                         |          |           |           |                     |
| 01/07/2022   | Opening Balance         |          |           |           | 0.00                |
| 30/06/2023   | Market Value Adjustment |          |           | 2,236.00  | 2,236.00 CR         |
| 30/06/2023   | Closing Balance         |          |           |           | <b>2,236.00 CR</b>  |
| <b>1kg ABC Silver Cast Bar 999.5</b>   |                         |          |           |           |                     |
| 01/07/2022   | Opening Balance         |          |           |           | 0.00                |
| 30/06/2023   | Market Value Adjustment |          |           | 4,660.50  | 4,660.50 CR         |
| 30/06/2023   | Closing Balance         |          |           |           | <b>4,660.50 CR</b>  |
| <b>1oz Gold Beneath the Southern Skies Coin</b>                              |                         |          |           |           |                     |
| 01/07/2022   | Opening Balance         |          |           |           | 0.00                |
| 30/06/2023   | Market Value Adjustment |          |           | 4,472.00  | 4,472.00 CR         |
| 30/06/2023   | Closing Balance         |          |           |           | <b>4,472.00 CR</b>  |
| <b>1oz Silver Kangaroo Coin</b>  |                         |          |           |           |                     |
| 01/07/2022   | Opening Balance         |          |           |           | 0.00                |
| 30/06/2023   | Market Value Adjustment |          |           | 370.00    | 370.00 CR           |
| 30/06/2023   | Closing Balance         |          |           |           | <b>370.00 CR</b>    |

**BCF Super Fund**  
**General Ledger Account Movement**  
**For the period from 1 July 2022 to 30 June 2023**

| Date  | Description                            | Quantity     | Debits    | Credits   | Balance      |
|---|--|--------------|-----------|-----------|--------------|
| <b>Income</b>   |  |              |           |           |              |
| <b>Tael ABC Gold 37.5 grams</b>   |  |              |           |           |              |
| 01/07/2022  | Opening Balance                        |              |           |           | 0.00         |
| 30/06/2023  | Market Value Adjustment                |              |           | 8,887.20  | 8,887.20 CR  |
| 30/06/2023  | Closing Balance                        |              |           |           | 8,887.20 CR  |
| <b>Increase in Market Value - Units In Listed Unit Trusts</b>                                       |  |              |           |           |              |
| <b>Betashares Australian Strong Bear (Hedge Fund) - Betashares Australian Strong Bear (Hedge Fu</b> |  |              |           |           |              |
| 01/07/2022  | Opening Balance                        |              |           |           | 0.00         |
| 30/06/2023  | Market Value Adjustment                |              | 1,881.80  |           | 1,881.80 DR  |
| 30/06/2023  | Closing Balance                        |              |           |           | 1,881.80 DR  |
| <b>ETFS Ultra Short Nasdaq 100 Hedge Fund - ETFS Ultra Short Nasdaq 100 Hedge Fund</b>              |  |              |           |           |              |
| 01/07/2022  | Opening Balance                        |              |           |           | 0.00         |
| 30/06/2023  | Market Value Adjustment                |              | 7,982.50  |           | 7,982.50 DR  |
| 30/06/2023  | Closing Balance                        |              |           |           | 7,982.50 DR  |
| <b>Forager Australian Shares Fund - Ordinary Units Fully Paid</b>                                   |  |              |           |           |              |
| 01/07/2022  | Opening Balance                        |              |           |           | 0.00         |
| 30/06/2023  | Market Value Adjustment                |              |           | 1,407.56  | 1,407.56 CR  |
| 30/06/2023  | Closing Balance                        |              |           |           | 1,407.56 CR  |
| <b>Ophir High Conviction Fund - Ordinary Units Fully Paid</b>                                       |  |              |           |           |              |
| 01/07/2022  | Opening Balance                        |              |           |           | 0.00         |
| 30/06/2023  | Market Value Adjustment                |              |           | 1,784.56  | 1,784.56 CR  |
| 30/06/2023  | Closing Balance                        |              |           |           | 1,784.56 CR  |
| <b>Regal Investment Fund - Ordinary Units Fully Paid</b>  |  |              |           |           |              |
| 01/07/2022  | Opening Balance                        |              |           |           | 0.00         |
| 30/06/2023  | Market Value Adjustment                |              | 1,794.82  |           | 1,794.82 DR  |
| 30/06/2023  | Closing Balance                        |              |           |           | 1,794.82 DR  |
| <b>Vaneck Gold Miners ETF - Vaneck Gold Miners ETF</b>  |  |              |           |           |              |
| 01/07/2022  | Opening Balance                        |              |           |           | 0.00         |
| 30/06/2023  | Market Value Adjustment                |              |           | 4,370.00  | 4,370.00 CR  |
| 30/06/2023  | Closing Balance                        |              |           |           | 4,370.00 CR  |
| <b>Disposal Suspense - Shares in Listed Companies</b>   |  |              |           |           |              |
| <b>Bailador Technology Investments Limited</b>  |  |              |           |           |              |
| 01/07/2022  | Opening Balance                        | 0.00000      |           |           | 0.00         |
| 12/07/2022  | Sale of 5000 units of BTI @ \$1.387792 | 5,000.00000  |           | 6,927.14  | 6,927.14 CR  |
| 12/07/2022  | Sale of 5000 units of BTI @ \$1.387792 | -5,000.00000 | 6,927.14  |           | 0.00 CR      |
| 12/07/2022  | Sale of 5000 units of BTI @ \$1.389764 | 5,000.00000  |           | 6,937.00  | 6,937.00 CR  |
| 12/07/2022  | Sale of 5000 units of BTI @ \$1.389764 | -5,000.00000 | 6,937.00  |           | 0.00 CR      |
| 30/06/2023  | Closing Balance                        | 0.00000      |           |           | 0.00         |
| <b>Hearts And Minds Investments Limited</b>   |  |              |           |           |              |
| 01/07/2022  | Opening Balance                        | 0.00000      |           |           | 0.00         |
| 12/07/2022  | Sale of 5000 units of HM1 @ \$2.209764 | 5,000.00000  |           | 11,037.00 | 11,037.00 CR |
| 12/07/2022  | Sale of 5000 units of HM1 @ \$2.209764 | -5,000.00000 | 11,037.00 |           | 0.00 CR      |
| 08/08/2022  | Sale of 2500 units of HM1 @ \$2.519456 | 2,500.00000  |           | 6,285.00  | 6,285.00 CR  |
| 08/08/2022  | Sale of 2500 units of HM1 @ \$2.519456 | -2,500.00000 | 6,285.00  |           | 0.00 CR      |
| 23/02/2023  | Sale of 2500 units of HM1 @ \$2.609528 | 2,500.00000  |           | 6,512.00  | 6,512.00 CR  |
| 23/02/2023  | Sale of 2500 units of HM1 @ \$2.609528 | -2,500.00000 | 6,512.00  |           | 0.00 CR      |
| 30/06/2023  | Closing Balance                        | 0.00000      |           |           | 0.00         |

**BCF Super Fund**  
**General Ledger Account Movement**  
**For the period from 1 July 2022 to 30 June 2023**

| Date  | Description                             | Quantity      | Debits    | Credits   | Balance      |
|---|---|---------------|-----------|-----------|--------------|
| <b>Income</b>                                   |   |               |           |           |              |
| <b>L1 Long Short Fund Limited</b>               |   |               |           |           |              |
| 01/07/2022                                      | Opening Balance                         | 0.00000       |           |           | 0.00         |
| 12/08/2022                                      | Sale of 2500 units of LSF @ \$2.609456  | 2,500.00000   |           | 6,510.00  | 6,510.00 CR  |
| 12/08/2022                                      | Sale of 2500 units of LSF @ \$2.609456  | -2,500.00000  | 6,510.00  |           | 0.00 CR      |
| 03/02/2023                                      | Sale of 3000 units of LSF @ \$2.869547  | 3,000.00000   |           | 8,595.00  | 8,595.00 CR  |
| 03/02/2023                                      | Sale of 3000 units of LSF @ \$2.869547  | -3,000.00000  | 8,595.00  |           | 0.00 CR      |
| 22/03/2023                                      | Sale of 2500 units of LSF @ \$2.679456  | 2,500.00000   |           | 6,685.00  | 6,685.00 CR  |
| 22/03/2023                                      | Sale of 2500 units of LSF @ \$2.679456  | -2,500.00000  | 6,685.00  |           | 0.00 CR      |
| 29/03/2023                                      | Sale of 2500 units of LSF @ \$2.719456  | 2,500.00000   |           | 6,785.00  | 6,785.00 CR  |
| 29/03/2023                                      | Sale of 2500 units of LSF @ \$2.719456  | -2,500.00000  | 6,785.00  |           | 0.00 CR      |
| 30/06/2023                                      | Closing Balance                         | 0.00000       |           |           | 0.00         |
| <b>MFF Capital Investments Limited</b>          |   |               |           |           |              |
| 01/07/2022                                      | Opening Balance                         | 0.00000       |           |           | 0.00         |
| 24/08/2022                                      | Sale of 1036 units of MFF @ \$2.588861  | 1,036.00000   |           | 2,670.24  | 2,670.24 CR  |
| 24/08/2022                                      | Sale of 1036 units of MFF @ \$2.588861  | -1,036.00000  | 2,670.24  |           | 0.00 CR      |
| 28/10/2022                                      | Sale of 5964 units of MFF @ \$2.349619  | 5,964.00000   |           | 13,990.40 | 13,990.40 CR |
| 28/10/2022                                      | Sale of 5964 units of MFF @ \$2.349619  | -5,964.00000  | 13,990.40 |           | 0.00 CR      |
| 08/06/2023                                      | Sale of 5000 units of MFF @ \$2.649546  | 5,000.00000   |           | 13,225.00 | 13,225.00 CR |
| 08/06/2023                                      | Sale of 5000 units of MFF @ \$2.649546  | -5,000.00000  | 13,225.00 |           | 0.00 CR      |
| 30/06/2023                                      | Closing Balance                         | 0.00000       |           |           | 0.00         |
| <b>Thorney Technologies Ltd</b>                 |   |               |           |           |              |
| 01/07/2022                                      | Opening Balance                         | 0.00000       |           |           | 0.00         |
| 22/07/2022                                      | Sale of 15000 units of TEK @ \$0.244921 | 15,000.00000  |           | 3,662.00  | 3,662.00 CR  |
| 22/07/2022                                      | Sale of 15000 units of TEK @ \$0.244921 | -15,000.00000 | 3,662.00  |           | 0.00 CR      |
| 28/07/2022                                      | Sale of 15000 units of TEK @ \$0.259921 | 15,000.00000  |           | 3,887.00  | 3,887.00 CR  |
| 28/07/2022                                      | Sale of 15000 units of TEK @ \$0.259921 | -15,000.00000 | 3,887.00  |           | 0.00 CR      |
| 16/02/2023                                      | Sale of 30000 units of TEK @ \$0.214955 | 30,000.00000  |           | 6,435.00  | 6,435.00 CR  |
| 16/02/2023                                      | Sale of 30000 units of TEK @ \$0.214955 | -30,000.00000 | 6,435.00  |           | 0.00 CR      |
| 19/04/2023                                      | Sale of 30000 units of TEK @ \$0.189955 | 30,000.00000  |           | 5,685.00  | 5,685.00 CR  |
| 19/04/2023                                      | Sale of 30000 units of TEK @ \$0.189955 | -30,000.00000 | 5,685.00  |           | 0.00 CR      |
| 30/06/2023                                      | Closing Balance                         | 0.00000       |           |           | 0.00         |
| <b>Tribeca Global Natural Resources Limited</b> |   |               |           |           |              |
| 01/07/2022                                      | Opening Balance                         | 0.00000       |           |           | 0.00         |
| 02/02/2023                                      | Sale of 5000 units of TGF @ \$2.449546  | 5,000.00000   |           | 12,225.00 | 12,225.00 CR |
| 02/02/2023                                      | Sale of 5000 units of TGF @ \$2.449546  | -5,000.00000  | 12,225.00 |           | 0.00 CR      |
| 30/06/2023                                      | Closing Balance                         | 0.00000       |           |           | 0.00         |
| <b>Wcm Global Growth Limited</b>                |   |               |           |           |              |
| 01/07/2022                                      | Opening Balance                         | 0.00000       |           |           | 0.00         |
| 12/07/2022                                      | Sale of 8000 units of WQG @ \$1.226071  | 8,000.00000   |           | 9,796.75  | 9,796.75 CR  |
| 12/07/2022                                      | Sale of 8000 units of WQG @ \$1.226071  | -8,000.00000  | 9,796.75  |           | 0.00 CR      |
| 16/02/2023                                      | Sale of 5000 units of WQG @ \$1.149728  | 5,000.00000   |           | 5,735.00  | 5,735.00 CR  |
| 16/02/2023                                      | Sale of 5000 units of WQG @ \$1.149728  | -5,000.00000  | 5,735.00  |           | 0.00 CR      |
| 22/02/2023                                      | Sale of 245 units of WQG @ \$1.154449   | 245.00000     |           | 269.20    | 269.20 CR    |
| 22/02/2023                                      | Sale of 245 units of WQG @ \$1.154449   | -245.00000    | 269.20    |           | 0.00 CR      |
| 23/02/2023                                      | Sale of 4755 units of WQG @ \$1.16      | 4,755.00000   |           | 5,515.80  | 5,515.80 CR  |
| 23/02/2023                                      | Sale of 4755 units of WQG @ \$1.16      | -4,755.00000  | 5,515.80  |           | 0.00 CR      |
| 10/05/2023                                      | Sale of 5000 units of WQG @ \$1.204728  | 5,000.00000   |           | 6,010.00  | 6,010.00 CR  |
| 10/05/2023                                      | Sale of 5000 units of WQG @ \$1.204728  | -5,000.00000  | 6,010.00  |           | 0.00 CR      |
| 15/05/2023                                      | Sale of 1494 units of WQG @ \$1.21409   | 1,494.00000   |           | 1,800.21  | 1,800.21 CR  |
| 15/05/2023                                      | Sale of 1494 units of WQG @ \$1.21409   | -1,494.00000  | 1,800.21  |           | 0.00 CR      |
| 16/05/2023                                      | Sale of 3506 units of WQG @ \$1.215     | 3,506.00000   |           | 4,259.79  | 4,259.79 CR  |
| 16/05/2023                                      | Sale of 3506 units of WQG @ \$1.215     | -3,506.00000  | 4,259.79  |           | 0.00 CR      |
| 22/05/2023                                      | Sale of 5000 units of WQG @ \$1.229728  | 5,000.00000   |           | 6,135.00  | 6,135.00 CR  |
| 22/05/2023                                      | Sale of 5000 units of WQG @ \$1.229728  | -5,000.00000  | 6,135.00  |           | 0.00 CR      |
| 30/06/2023                                      | Closing Balance                         | 0.00000       |           |           | 0.00         |



**BCF Super Fund**  
**General Ledger Account Movement**  
**For the period from 1 July 2022 to 30 June 2023**

| Date  | Description                                     | Quantity      | Debits    | Credits   | Balance      |
|---|---|---------------|-----------|-----------|--------------|
| <b>Income</b>   |   |               |           |           |              |
| <b>Disposal Suspense - Shares in Unlisted Companies</b>   |   |               |           |           |              |
| <b>TGF_R</b>  |   |               |           |           |              |
| 01/07/2022  | Opening Balance                                 | 0.00000       |           |           | 0.00         |
| 12/04/2023  | TGF_R to TGF; 1:4 NON-RENOUCE ISSUE OF ORD SHAR | 0,000.00000   |           |           | 0.00 CR      |
| 12/04/2023  | TGF_R to TGF; 1:4 NON-RENOUCE ISSUE OF ORD SHAR | 0,000.00000   |           |           | 0.00 CR      |
| 30/06/2023  | Closing Balance                                 | 0.00000       |           |           | 0.00         |
| <b>Disposal Suspense - Units In Listed Unit Trusts</b>  |   |               |           |           |              |
| <b>Betashares Australian Strong Bear (Hedge Fund) - Betashares Australian Strong Bear (Hedge Fu</b> |   |               |           |           |              |
| 01/07/2022  | Opening Balance                                 | 0.00000       |           |           | 0.00         |
| 08/07/2022  | Sale of 1500 units of BBOZ @ \$4.579093         | 1,500.00000   |           | 6,855.00  | 6,855.00 CR  |
| 08/07/2022  | Sale of 1500 units of BBOZ @ \$4.579093         | -1,500.00000  | 6,855.00  |           | 0.00 CR      |
| 25/10/2022  | Sale of 1500 units of BBOZ @ \$4.169093         | 1,500.00000   |           | 6,240.00  | 6,240.00 CR  |
| 25/10/2022  | Sale of 1500 units of BBOZ @ \$4.169093         | -1,500.00000  | 6,240.00  |           | 0.00 CR      |
| 16/11/2022  | Sale of 2000 units of BBOZ @ \$3.69932          | 2,000.00000   |           | 7,385.00  | 7,385.00 CR  |
| 16/11/2022  | Sale of 2000 units of BBOZ @ \$3.69932          | -2,000.00000  | 7,385.00  |           | 0.00 CR      |
| 16/06/2023  | Sale of 4000 units of BBOZ @ \$3.459432         | 4,000.00000   |           | 13,815.00 | 13,815.00 CR |
| 16/06/2023  | Sale of 4000 units of BBOZ @ \$3.459432         | -4,000.00000  | 13,815.00 |           | 0.00 CR      |
| 30/06/2023  | Closing Balance                                 | 0.00000       |           |           | 0.00         |
| <b>ETFS Ultra Short Nasdaq 100 Hedge Fund - ETFS Ultra Short Nasdaq 100 Hedge Fund</b>              |   |               |           |           |              |
| 01/07/2022  | Opening Balance                                 | 0.00000       |           |           | 0.00         |
| 06/07/2022  | Sale of 1500 units of SNAS @ \$5.189093         | 1,500.00000   |           | 7,770.00  | 7,770.00 CR  |
| 06/07/2022  | Sale of 1500 units of SNAS @ \$5.189093         | -1,500.00000  | 7,770.00  |           | 0.00 CR      |
| 25/10/2022  | Sale of 1000 units of SNAS @ \$5.17864          | 1,000.00000   |           | 5,165.00  | 5,165.00 CR  |
| 25/10/2022  | Sale of 1000 units of SNAS @ \$5.17864          | -1,000.00000  | 5,165.00  |           | 0.00 CR      |
| 09/01/2023  | Sale of 3000 units of SNAS @ \$5.399243         | 3,000.00000   |           | 16,175.00 | 16,175.00 CR |
| 09/01/2023  | Sale of 3000 units of SNAS @ \$5.399243         | -3,000.00000  | 16,175.00 |           | 0.00 CR      |
| 30/06/2023  | Closing Balance                                 | 0.00000       |           |           | 0.00         |
| <b>Forager Australian Shares Fund - Ordinary Units Fully Paid</b>                                   |   |               |           |           |              |
| 01/07/2022  | Opening Balance                                 | 0.00000       |           |           | 0.00         |
| 20/09/2022  | Sale of 5000 units of FOR @ \$1.329728          | 5,000.00000   |           | 6,635.00  | 6,635.00 CR  |
| 20/09/2022  | Sale of 5000 units of FOR @ \$1.329728          | -5,000.00000  | 6,635.00  |           | 0.00 CR      |
| 28/11/2022  | Sale of 5000 units of FOR @ \$1.319728          | 5,000.00000   |           | 6,585.00  | 6,585.00 CR  |
| 28/11/2022  | Sale of 5000 units of FOR @ \$1.319728          | -5,000.00000  | 6,585.00  |           | 0.00 CR      |
| 29/12/2022  | Sale of 10000 units of FOR @ \$1.359773         | 10,000.00000  |           | 13,575.00 | 13,575.00 CR |
| 29/12/2022  | Sale of 10000 units of FOR @ \$1.359773         | -10,000.00000 | 13,575.00 |           | 0.00 CR      |
| 30/06/2023  | Closing Balance                                 | 0.00000       |           |           | 0.00         |
| <b>Global X Ultra Long Nasdaq 100 Hedge Fund - Global X Ultra Long Nasdaq 100 Hedge Fund</b>        |   |               |           |           |              |
| 01/07/2022  | Opening Balance                                 | 0.00000       |           |           | 0.00         |
| 08/06/2023  | Sale of 1500 units of LNAS @ \$7.578487         | 1,500.00000   |           | 11,345.00 | 11,345.00 CR |
| 08/06/2023  | Sale of 1500 units of LNAS @ \$7.578487         | -1,500.00000  | 11,345.00 |           | 0.00 CR      |
| 30/06/2023  | Closing Balance                                 | 0.00000       |           |           | 0.00         |
| <b>Ophir High Conviction Fund - Ordinary Units Fully Paid</b>                                       |   |               |           |           |              |
| 01/07/2022  | Opening Balance                                 | 0.00000       |           |           | 0.00         |
| 06/07/2022  | Sale of 3000 units of OPH @ \$2.599547          | 3,000.00000   |           | 7,785.00  | 7,785.00 CR  |
| 06/07/2022  | Sale of 3000 units of OPH @ \$2.599547          | -3,000.00000  | 7,785.00  |           | 0.00 CR      |
| 19/07/2022  | Sale of 3000 units of OPH @ \$2.669607          | 3,000.00000   |           | 7,997.00  | 7,997.00 CR  |
| 19/07/2022  | Sale of 3000 units of OPH @ \$2.669607          | -3,000.00000  | 7,997.00  |           | 0.00 CR      |
| 11/08/2022  | Sale of 2500 units of OPH @ \$2.739456          | 2,500.00000   |           | 6,835.00  | 6,835.00 CR  |
| 11/08/2022  | Sale of 2500 units of OPH @ \$2.739456          | -2,500.00000  | 6,835.00  |           | 0.00 CR      |
| 23/08/2022  | Sale of 2500 units of OPH @ \$2.619528          | 2,500.00000   |           | 6,537.00  | 6,537.00 CR  |
| 23/08/2022  | Sale of 2500 units of OPH @ \$2.619528          | -2,500.00000  | 6,537.00  |           | 0.00 CR      |
| 20/04/2023  | Sale of 412 units of OPH @ \$2.516699           | 412.00000     |           | 1,023.24  | 1,023.24 CR  |
| 20/04/2023  | Sale of 412 units of OPH @ \$2.516699           | -412.00000    | 1,023.24  |           | 0.00 CR      |
| 21/04/2023  | Sale of 2088 units of OPH @ \$2.52              | 2,088.00000   |           | 5,261.76  | 5,261.76 CR  |
| 21/04/2023  | Sale of 2088 units of OPH @ \$2.52              | -2,088.00000  | 5,261.76  |           | 0.00 CR      |
| 25/05/2023  | Sale of 2500 units of OPH @ \$2.449456          | 2,500.00000   |           | 6,110.00  | 6,110.00 CR  |
| 25/05/2023  | Sale of 2500 units of OPH @ \$2.449456          | -2,500.00000  | 6,110.00  |           | 0.00 CR      |

**BCF Super Fund**  
**General Ledger Account Movement**  
**For the period from 1 July 2022 to 30 June 2023**

| Date  | Description  | Quantity     | Debits    | Credits   | Balance      |
|---|--|--------------|-----------|-----------|--------------|
| <b>Income</b>   |  |              |           |           |              |
| 30/06/2023  | Closing Balance                                      | 0.00000      |           |           | 0.00         |
| <b>Regal Investment Fund - Ordinary Units Fully Paid</b>          |  |              |           |           |              |
| 01/07/2022  | Opening Balance                                      | 0.00000      |           |           | 0.00         |
| 04/07/2022  | Sale of 2000 units of RF1 @ \$2.97932                | 2,000.00000  |           | 5,945.00  | 5,945.00 CR  |
| 04/07/2022  | Sale of 2000 units of RF1 @ \$2.97932                | -2,000.00000 | 5,945.00  |           | 0.00 CR      |
| 05/07/2022  | Sale of 2000 units of RF1 @ \$3.05932                | 2,000.00000  |           | 6,105.00  | 6,105.00 CR  |
| 05/07/2022  | Sale of 2000 units of RF1 @ \$3.05932                | -2,000.00000 | 6,105.00  |           | 0.00 CR      |
| 20/07/2022  | Sale of 2500 units of RF1 @ \$3.259528               | 2,500.00000  |           | 8,137.00  | 8,137.00 CR  |
| 20/07/2022  | Sale of 2500 units of RF1 @ \$3.259528               | -2,500.00000 | 8,137.00  |           | 0.00 CR      |
| 14/09/2022  | Sale of 2500 units of RF1 @ \$3.289456               | 2,500.00000  |           | 8,210.00  | 8,210.00 CR  |
| 14/09/2022  | Sale of 2500 units of RF1 @ \$3.289456               | -2,500.00000 | 8,210.00  |           | 0.00 CR      |
| 06/12/2022  | Sale of 5000 units of RF1 @ \$3.079546               | 5,000.00000  |           | 15,375.00 | 15,375.00 CR |
| 06/12/2022  | Sale of 5000 units of RF1 @ \$3.079546               | -5,000.00000 | 15,375.00 |           | 0.00 CR      |
| 06/04/2023  | Sale of 2500 units of RF1 @ \$2.779456               | 2,500.00000  |           | 6,935.00  | 6,935.00 CR  |
| 06/04/2023  | Sale of 2500 units of RF1 @ \$2.779456               | -2,500.00000 | 6,935.00  |           | 0.00 CR      |
| 20/06/2023  | Sale of 1822 units of RF1 @ \$2.759254               | 1,822.00000  |           | 5,013.72  | 5,013.72 CR  |
| 20/06/2023  | Sale of 1822 units of RF1 @ \$2.759254               | -1,822.00000 | 5,013.72  |           | 0.00 CR      |
| 30/06/2023  | Closing Balance                                      | 0.00000      |           |           | 0.00         |
| <b>Investment Income</b>  |  |              |           |           |              |
| <b>Distributions - Units In Listed Unit Trusts</b>                |  |              |           |           |              |
| <b>Forager Australian Shares Fund - Ordinary Units Fully Paid</b> |  |              |           |           |              |
| 01/07/2022  | Opening Balance                                      |              |           |           | 0.00         |
| 29/12/2022  | Distribution - Tax Statement                         |              |           |           | 0.00 CR      |
| 29/12/2022  | FOR AUD DRP SUSP                                     |              |           | 300.00    | 300.00 CR    |
| 30/06/2023  | Closing Balance                                      |              |           |           | 300.00 CR    |
| <b>Ophir High Conviction Fund - Ordinary Units Fully Paid</b>     |  |              |           |           |              |
| 01/07/2022  | Opening Balance                                      |              |           |           | 0.00         |
| 30/06/2023  | Distribution - Tax Statement                         |              |           | 35.37     | 35.37 CR     |
| 30/06/2023  | OPH AUD 0.014012 FRANKED, 30% CTR, 0.000707 CFI, DR  |              |           | 5,574.69  | 5,610.06 CR  |
| 30/06/2023  | Closing Balance                                      |              |           |           | 5,610.06 CR  |
| <b>Regal Investment Fund - Ordinary Units Fully Paid</b>          |  |              |           |           |              |
| 01/07/2022  | Opening Balance                                      |              |           |           | 0.00         |
| 30/12/2022  | RF1 AUD DRP NIL DISC                                 |              |           | 4,998.30  | 4,998.30 CR  |
| 30/06/2023  | Distribution - Tax Statement                         |              |           | 40.22     | 5,038.52 CR  |
| 30/06/2023  | Distribution - Tax Statement                         |              |           | 73.85     | 5,112.37 CR  |
| 30/06/2023  | RF1 AUD DRP NIL DISC                                 |              |           | 2,722.18  | 7,834.55 CR  |
| 30/06/2023  | Closing Balance                                      |              |           |           | 7,834.55 CR  |
| <b>Vaneck Gold Miners ETF - Vaneck Gold Miners ETF</b>            |  |              |           |           |              |
| 01/07/2022  | Opening Balance                                      |              |           |           | 0.00         |
| 30/06/2023  | Distribution - Tax Statement                         |              |           | 135.52    | 135.52 CR    |
| 30/06/2023  | GDX AUD DRP  |              |           | 920.00    | 1,055.52 CR  |
| 30/06/2023  | Closing Balance                                      |              |           |           | 1,055.52 CR  |
| <b>Dividends - Shares in Listed Companies</b>                     |  |              |           |           |              |
| <b>Bailador Technology Investments Limited</b>                    |  |              |           |           |              |
| 01/07/2022  | Opening Balance                                      |              |           |           | 0.00         |
| 16/09/2022  | BTI AUD 0.037 SPEC, 0.074 FRANKED, 30% CTR, DRP 2.5% |              |           | 2,960.00  | 2,960.00 CR  |
| 02/03/2023  | BTI AUD 0.035 FRANKED, 30% CTR, DRP 2.5% DISC        |              |           | 1,575.00  | 4,535.00 CR  |
| 30/06/2023  | Closing Balance                                      |              |           |           | 4,535.00 CR  |

**BCF Super Fund**  
**General Ledger Account Movement**  
**For the period from 1 July 2022 to 30 June 2023**

| Date  | Description   | Quantity | Debits | Credits  | Balance     |
|---|---|----------|--------|----------|-------------|
| <b>Income</b>                                   |   |          |        |          |             |
| <b>Hearts And Minds Investments Limited</b>     |   |          |        |          |             |
| 01/07/2022                                      | Opening Balance                                     |          |        |          | 0.00        |
| 13/04/2023                                      | HM1 AUD 0.135 FRANKED, 30% CTR, DRP NIL DISC        |          |        | 5,737.50 | 5,737.50 CR |
| 30/06/2023                                      | Closing Balance                                     |          |        |          | 5,737.50 CR |
| <b>L1 Long Short Fund Limited</b>               |   |          |        |          |             |
| 01/07/2022                                      | Opening Balance                                     |          |        |          | 0.00        |
| 30/09/2022                                      | LSF AUD 0.045 FRANKED, 30% CTR, DRP NIL DISC        |          |        | 1,012.50 | 1,012.50 CR |
| 04/04/2023                                      | LSF AUD 0.05 FRANKED, 30% CTR, DRP NIL DISC         |          |        | 1,500.00 | 2,512.50 CR |
| 30/06/2023                                      | Closing Balance                                     |          |        |          | 2,512.50 CR |
| <b>MFF Capital Investments Limited</b>          |   |          |        |          |             |
| 01/07/2022                                      | Opening Balance                                     |          |        |          | 0.00        |
| 04/11/2022                                      | MFF AUD 0.04 FRANKED, 30% CTR, DRP NIL DISC         |          |        | 318.56   | 318.56 CR   |
| 12/05/2023                                      | MFF AUD 0.045 FRANKED, 30% CTR, DRP NIL DISC        |          |        | 225.00   | 543.56 CR   |
| 30/06/2023                                      | Closing Balance                                     |          |        |          | 543.56 CR   |
| <b>Tribeca Global Natural Resources Limited</b> |   |          |        |          |             |
| 01/07/2022                                      | Opening Balance                                     |          |        |          | 0.00        |
| 05/05/2023                                      | TGF AUD 0.075 SPEC, 0.125 FRANKED, 30% CTR, DRP NIL |          |        | 5,000.00 | 5,000.00 CR |
| 30/06/2023                                      | Closing Balance                                     |          |        |          | 5,000.00 CR |
| <b>Wcm Global Growth Limited</b>                |   |          |        |          |             |
| 01/07/2022                                      | Opening Balance                                     |          |        |          | 0.00        |
| 30/09/2022                                      | WQG AUD 0.03 FRANKED, 30% CTR, DRP 3% DISC          |          |        | 960.00   | 960.00 CR   |
| 31/03/2023                                      | WQG AUD 0.0325 FRANKED, 30% CTR, DRP 3% DISC        |          |        | 1,300.00 | 2,260.00 CR |
| 30/06/2023                                      | WQG AUD 0.0164 FRANKED, 30% CTR, DRP 3% DISC        |          |        | 492.00   | 2,752.00 CR |
| 30/06/2023                                      | Closing Balance                                     |          |        |          | 2,752.00 CR |
| <b>Interest - Cash At Bank</b>                  |   |          |        |          |             |
| <b>Bell Direct</b>                              |   |          |        |          |             |
| 01/07/2022                                      | Opening Balance                                     |          |        |          | 0.00        |
| 31/10/2022                                      | Capitalised Accrued Interest for EOM                |          |        | 2.40     | 2.40 CR     |
| 30/11/2022                                      | Capitalised Accrued Interest for EOM                |          |        | 3.76     | 6.16 CR     |
| 31/12/2022                                      | Capitalised Accrued Interest for EOM                |          |        | 6.56     | 12.72 CR    |
| 31/01/2023                                      | Capitalised Accrued Interest for EOM                |          |        | 10.59    | 23.31 CR    |
| 28/02/2023                                      | Capitalised Accrued Interest for EOM                |          |        | 7.50     | 30.81 CR    |
| 31/03/2023                                      | Capitalised Accrued Interest for EOM                |          |        | 10.17    | 40.98 CR    |
| 30/04/2023                                      | Capitalised Accrued Interest for EOM                |          |        | 6.22     | 47.20 CR    |
| 31/05/2023                                      | Capitalised Accrued Interest for EOM                |          |        | 11.65    | 58.85 CR    |
| 30/06/2023                                      | Capitalised Accrued Interest for EOM                |          |        | 7.46     | 66.31 CR    |
| 30/06/2023                                      | Closing Balance                                     |          |        |          | 66.31 CR    |
| <b>NAB Cash Manager</b>                         |   |          |        |          |             |
| 01/07/2022                                      | Opening Balance                                     |          |        |          | 0.00        |
| 29/07/2022                                      | Credit interest                                     |          |        | 2.22     | 2.22 CR     |
| 31/08/2022                                      | Credit interest                                     |          |        | 9.32     | 11.54 CR    |
| 30/09/2022                                      | Credit interest                                     |          |        | 15.20    | 26.74 CR    |
| 31/10/2022                                      | Credit interest                                     |          |        | 36.48    | 63.22 CR    |
| 30/11/2022                                      | Credit interest                                     |          |        | 98.49    | 161.71 CR   |
| 30/12/2022                                      | Credit interest                                     |          |        | 115.59   | 277.30 CR   |
| 31/01/2023                                      | Credit interest                                     |          |        | 135.40   | 412.70 CR   |
| 28/02/2023                                      | Credit interest                                     |          |        | 83.23    | 495.93 CR   |
| 31/03/2023                                      | Credit interest                                     |          |        | 83.55    | 579.48 CR   |
| 28/04/2023                                      | Credit interest                                     |          |        | 107.44   | 686.92 CR   |
| 31/05/2023                                      | Credit interest                                     |          |        | 111.94   | 798.86 CR   |
| 30/06/2023                                      | Credit interest                                     |          |        | 20.93    | 819.79 CR   |
| 30/06/2023                                      | Closing Balance                                     |          |        |          | 819.79 CR   |

**BCF Super Fund**  
**General Ledger Account Movement**  
**For the period from 1 July 2022 to 30 June 2023**

| Date  | Description                                     | Quantity | Debits    | Credits  | Balance      |
|---|---|----------|-----------|----------|--------------|
| <b>Expenses</b>   |   |          |           |          |              |
| <b>Member Payments</b>                                      |   |          |           |          |              |
| <b>Rollovers Out</b>  |   |          |           |          |              |
| <b>Mr Richard Beardshall</b>                                |   |          |           |          |              |
| 01/07/2022  | Opening Balance                                 |          |           |          | 0.00         |
| 01/07/2022  | Spouse Split                                    |          | 22,000.00 |          | 22,000.00 DR |
| 30/06/2023  | Closing Balance                                 |          |           |          | 22,000.00 DR |
| <b>Other Expenses</b>                                       |   |          |           |          |              |
| <b>Accountancy Fee</b>                                      |   |          |           |          |              |
| 01/07/2022  | Opening Balance                                 |          |           |          | 0.00         |
| 06/06/2023  | INTERNET TRANSFER INTERNET TRANSFER 7399 BCFSF  |          | 3,300.00  |          | 3,300.00 DR  |
| 30/06/2023  | Closing Balance                                 |          |           |          | 3,300.00 DR  |
| <b>Auditor Fee</b>  |   |          |           |          |              |
| 01/07/2022  | Opening Balance                                 |          |           |          | 0.00         |
| 05/06/2023  | INTERNET TRANSFER INTERNET TRANSFER 137430 1 BC |          | 440.00    |          | 440.00 DR    |
| 30/06/2023  | Closing Balance                                 |          |           |          | 440.00 DR    |
| <b>SMSF Supervisory Levy</b>                                |   |          |           |          |              |
| 01/07/2022  | Opening Balance                                 |          |           |          | 0.00         |
| 30/06/2023  | SMSF Supervisory Levy                           |          | 259.00    |          | 259.00 DR    |
| 30/06/2023  | Closing Balance                                 |          |           |          | 259.00 DR    |
| <b>Investment Losses</b>                                    |   |          |           |          |              |
| <b>Realised Capital Losses - Shares in Listed Companies</b> |   |          |           |          |              |
| <b>Bailador Technology Investments Limited</b>              |   |          |           |          |              |
| 01/07/2022  | Opening Balance                                 |          |           |          | 0.00         |
| 12/07/2022  | Sale of 5000 units of BTI @ \$1.387792          |          | 62.86     |          | 62.86 DR     |
| 12/07/2022  | Sale of 5000 units of BTI @ \$1.389764          |          | 103.00    |          | 165.86 DR    |
| 30/06/2023  | Closing Balance                                 |          |           |          | 165.86 DR    |
| <b>Hearts And Minds Investments Limited</b>                 |   |          |           |          |              |
| 01/07/2022  | Opening Balance                                 |          |           |          | 0.00         |
| 12/07/2022  | Sale of 5000 units of HM1 @ \$2.209764          |          | 9,012.17  |          | 9,012.17 DR  |
| 08/08/2022  | Sale of 2500 units of HM1 @ \$2.519456          |          | 3,475.42  |          | 12,487.59 DR |
| 23/02/2023  | Sale of 2500 units of HM1 @ \$2.609528          |          | 3,248.41  |          | 15,736.00 DR |
| 30/06/2023  | Closing Balance                                 |          |           |          | 15,736.00 DR |
| <b>L1 Long Short Fund Limited</b>                           |   |          |           |          |              |
| 01/07/2022  | Opening Balance                                 |          |           |          | 0.00         |
| 12/08/2022  | Sale of 2500 units of LSF @ \$2.609456          |          |           | 297.00   | 297.00 CR    |
| 03/02/2023  | Sale of 3000 units of LSF @ \$2.869547          |          | 30.00     |          | 267.00 CR    |
| 22/03/2023  | Sale of 2500 units of LSF @ \$2.679456          |          | 253.89    |          | 13.11 CR     |
| 29/03/2023  | Sale of 2500 units of LSF @ \$2.719456          |          | 73.61     |          | 60.50 DR     |
| 30/06/2023  | Closing Balance                                 |          |           |          | 60.50 DR     |
| <b>MFF Capital Investments Limited</b>                      |   |          |           |          |              |
| 01/07/2022  | Opening Balance                                 |          |           |          | 0.00         |
| 24/08/2022  | Sale of 1036 units of MFF @ \$2.588861          |          | 69.98     |          | 69.98 DR     |
| 28/10/2022  | Sale of 5964 units of MFF @ \$2.349619          |          | 1,654.38  |          | 1,724.36 DR  |
| 08/06/2023  | Sale of 5000 units of MFF @ \$2.649546          |          |           | 1,310.00 | 414.36 DR    |
| 30/06/2023  | Closing Balance                                 |          |           |          | 414.36 DR    |
| <b>Thorney Technologies Ltd</b>                             |   |          |           |          |              |
| 01/07/2022  | Opening Balance                                 |          |           |          | 0.00         |
| 22/07/2022  | Sale of 15000 units of TEK @ \$0.244921         |          | 1,153.00  |          | 1,153.00 DR  |
| 28/07/2022  | Sale of 15000 units of TEK @ \$0.259921         |          | 853.00    |          | 2,006.00 DR  |
| 16/02/2023  | Sale of 30000 units of TEK @ \$0.214955         |          | 1,845.00  |          | 3,851.00 DR  |
| 19/04/2023  | Sale of 30000 units of TEK @ \$0.189955         |          | 1,995.00  |          | 5,846.00 DR  |
| 30/06/2023  | Closing Balance                                 |          |           |          | 5,846.00 DR  |

**BCF Super Fund**  
**General Ledger Account Movement**  
**For the period from 1 July 2022 to 30 June 2023**

| Date  | Description                             | Quantity | Debits   | Credits  | Balance     |
|---|---|----------|----------|----------|-------------|
| <b>Expenses</b>   |   |          |          |          |             |
| <b>Tribeca Global Natural Resources Limited</b>   |   |          |          |          |             |
| 01/07/2022  | Opening Balance                         |          |          |          | 0.00        |
| 02/02/2023  | Sale of 5000 units of TGF @ \$2.449546  |          |          | 1,902.21 | 1,902.21 CR |
| 30/06/2023  | Closing Balance                         |          |          |          | 1,902.21 CR |
| <b>Wcm Global Growth Limited</b>  |   |          |          |          |             |
| 01/07/2022  | Opening Balance                         |          |          |          | 0.00        |
| 12/07/2022  | Sale of 8000 units of WQG @ \$1.226071  |          |          | 17.85    | 17.85 CR    |
| 16/02/2023  | Sale of 5000 units of WQG @ \$1.149728  |          | 174.38   |          | 156.53 DR   |
| 22/02/2023  | Sale of 245 units of WQG @ \$1.154449   |          | 20.36    |          | 176.89 DR   |
| 23/02/2023  | Sale of 4755 units of WQG @ \$1.16      |          | 82.86    |          | 259.75 DR   |
| 10/05/2023  | Sale of 5000 units of WQG @ \$1.204728  |          |          | 153.50   | 106.25 DR   |
| 15/05/2023  | Sale of 1494 units of WQG @ \$1.21409   |          |          | 63.29    | 42.96 DR    |
| 16/05/2023  | Sale of 3506 units of WQG @ \$1.215     |          |          | 183.71   | 140.75 CR   |
| 22/05/2023  | Sale of 5000 units of WQG @ \$1.229728  |          |          | 325.46   | 466.21 CR   |
| 30/06/2023  | Closing Balance                         |          |          |          | 466.21 CR   |
| <b>Realised Capital Losses - Units In Listed Unit Trusts</b>  |   |          |          |          |             |
| <b>Betashares Australian Strong Bear (Hedge Fund) - Betashares Australian Strong Bear (Hedge Fu</b> |   |          |          |          |             |
| 01/07/2022  | Opening Balance                         |          |          |          | 0.00        |
| 08/07/2022  | Sale of 1500 units of BBOZ @ \$4.579093 |          |          | 346.55   | 346.55 CR   |
| 25/10/2022  | Sale of 1500 units of BBOZ @ \$4.169093 |          | 834.75   |          | 488.20 DR   |
| 16/11/2022  | Sale of 2000 units of BBOZ @ \$3.69932  |          | 1,403.00 |          | 1,891.20 DR |
| 16/06/2023  | Sale of 4000 units of BBOZ @ \$3.459432 |          | 570.00   |          | 2,461.20 DR |
| 30/06/2023  | Closing Balance                         |          |          |          | 2,461.20 DR |
| <b>ETFs Ultra Short Nasdaq 100 Hedge Fund - ETFs Ultra Short Nasdaq 100 Hedge Fund</b>              |   |          |          |          |             |
| 01/07/2022  | Opening Balance                         |          |          |          | 0.00        |
| 06/07/2022  | Sale of 1500 units of SNAS @ \$5.189093 |          |          | 1,717.50 | 1,717.50 CR |
| 25/10/2022  | Sale of 1000 units of SNAS @ \$5.17864  |          |          | 16.33    | 1,733.83 CR |
| 09/01/2023  | Sale of 3000 units of SNAS @ \$5.399243 |          |          | 5,835.67 | 7,569.50 CR |
| 30/06/2023  | Closing Balance                         |          |          |          | 7,569.50 CR |
| <b>Forager Australian Shares Fund - Ordinary Units Fully Paid</b>                                   |   |          |          |          |             |
| 01/07/2022  | Opening Balance                         |          |          |          | 0.00        |
| 20/09/2022  | Sale of 5000 units of FOR @ \$1.329728  |          | 447.82   |          | 447.82 DR   |
| 28/11/2022  | Sale of 5000 units of FOR @ \$1.319728  |          |          | 183.92   | 263.90 DR   |
| 29/12/2022  | Sale of 10000 units of FOR @ \$1.359773 |          |          | 1,074.50 | 810.60 CR   |
| 30/06/2023  | Closing Balance                         |          |          |          | 810.60 CR   |
| <b>Global X Ultra Long Nasdaq 100 Hedge Fund - Global X Ultra Long Nasdaq 100 Hedge Fund</b>        |   |          |          |          |             |
| 01/07/2022  | Opening Balance                         |          |          |          | 0.00        |
| 08/06/2023  | Sale of 1500 units of LNAS @ \$7.578487 |          |          | 2,435.00 | 2,435.00 CR |
| 30/06/2023  | Closing Balance                         |          |          |          | 2,435.00 CR |
| <b>Ophir High Conviction Fund - Ordinary Units Fully Paid</b>                                       |   |          |          |          |             |
| 01/07/2022  | Opening Balance                         |          |          |          | 0.00        |
| 06/07/2022  | Sale of 3000 units of OPH @ \$2.599547  |          | 106.74   |          | 106.74 DR   |
| 19/07/2022  | Sale of 3000 units of OPH @ \$2.669607  |          |          | 482.00   | 375.26 CR   |
| 11/08/2022  | Sale of 2500 units of OPH @ \$2.739456  |          |          | 320.00   | 695.26 CR   |
| 23/08/2022  | Sale of 2500 units of OPH @ \$2.619528  |          |          | 72.00    | 767.26 CR   |
| 20/04/2023  | Sale of 412 units of OPH @ \$2.516699   |          | 34.91    |          | 732.35 CR   |
| 21/04/2023  | Sale of 2088 units of OPH @ \$2.52      |          | 100.92   |          | 631.43 CR   |
| 25/05/2023  | Sale of 2500 units of OPH @ \$2.449456  |          | 264.57   |          | 366.86 CR   |
| 30/06/2023  | Closing Balance                         |          |          |          | 366.86 CR   |

**BCF Super Fund**  
**General Ledger Account Movement**  
**For the period from 1 July 2022 to 30 June 2023**

| Date   | Description  | Quantity | Debits   | Credits  | Balance             |
|--|--|----------|----------|----------|---------------------|
| <b>Expenses</b>  |  |          |          |          |                     |
| <b>Regal Investment Fund - Ordinary Units Fully Paid</b> |  |          |          |          |                     |
| 01/07/2022   | Opening Balance                                      |          |          |          | 0.00                |
| 04/07/2022   | Sale of 2000 units of RF1 @ \$2.97932                |          | 830.00   |          | 830.00 DR           |
| 05/07/2022   | Sale of 2000 units of RF1 @ \$3.05932                |          | 664.80   |          | 1,494.80 DR         |
| 20/07/2022   | Sale of 2500 units of RF1 @ \$3.259528               |          | 266.55   |          | 1,761.35 DR         |
| 14/09/2022   | Sale of 2500 units of RF1 @ \$3.289456               |          |          | 122.75   | 1,638.60 DR         |
| 06/12/2022   | Sale of 5000 units of RF1 @ \$3.079546               |          | 545.19   |          | 2,183.79 DR         |
| 06/04/2023   | Sale of 2500 units of RF1 @ \$2.779456               |          | 912.50   |          | 3,096.29 DR         |
| 20/06/2023   | Sale of 1822 units of RF1 @ \$2.759254               |          | 515.01   |          | 3,611.30 DR         |
| 30/06/2023   | Closing Balance                                      |          |          |          | <b>3,611.30 DR</b>  |
| <b>Income Tax</b>  |  |          |          |          |                     |
| <b>Income Tax Expense</b>                                |  |          |          |          |                     |
| <b>Income Tax Expense</b>                                |  |          |          |          |                     |
| 01/07/2022   | Opening Balance                                      |          |          |          | 0.00                |
| 01/07/2022   | Fund Income Tax                                      |          | 1,031.25 |          | 1,031.25 DR         |
| 05/10/2022   | Fund Income Tax                                      |          | 1,031.25 |          | 2,062.50 DR         |
| 09/01/2023   | Fund Income Tax                                      |          | 1,031.25 |          | 3,093.75 DR         |
| 03/04/2023   | Fund Income Tax                                      |          | 1,031.25 |          | 4,125.00 DR         |
| 04/05/2023   | Fund Income Tax                                      |          | 29.83    |          | 4,154.83 DR         |
| 30/06/2023   | Change in provision for deferred tax                 |          | 9,833.20 |          | 13,988.03 DR        |
| 30/06/2023   | Fund Income Tax                                      |          | 4,328.02 |          | 18,316.05 DR        |
| 30/06/2023   | Closing Balance                                      |          |          |          | <b>18,316.05 DR</b> |
| <b>Imputation Credits - Shares in Listed Companies</b>   |  |          |          |          |                     |
| <b>Bailador Technology Investments Limited</b>           |  |          |          |          |                     |
| 01/07/2022   | Opening Balance                                      |          |          |          | 0.00                |
| 16/09/2022   | BTI AUD 0.037 SPEC, 0.074 FRANKED, 30% CTR, DRP 2.5% |          |          | 1,268.57 | 1,268.57 CR         |
| 02/03/2023   | BTI AUD 0.035 FRANKED, 30% CTR, DRP 2.5% DISC        |          |          | 675.00   | 1,943.57 CR         |
| 30/06/2023   | Closing Balance                                      |          |          |          | <b>1,943.57 CR</b>  |
| <b>Hearts And Minds Investments Limited</b>              |  |          |          |          |                     |
| 01/07/2022   | Opening Balance                                      |          |          |          | 0.00                |
| 13/04/2023   | HM1 AUD 0.135 FRANKED, 30% CTR, DRP NIL DISC         |          |          | 2,458.93 | 2,458.93 CR         |
| 30/06/2023   | Closing Balance                                      |          |          |          | <b>2,458.93 CR</b>  |
| <b>L1 Long Short Fund Limited</b>                        |  |          |          |          |                     |
| 01/07/2022   | Opening Balance                                      |          |          |          | 0.00                |
| 30/09/2022   | LSF AUD 0.045 FRANKED, 30% CTR, DRP NIL DISC         |          |          | 433.93   | 433.93 CR           |
| 04/04/2023   | LSF AUD 0.05 FRANKED, 30% CTR, DRP NIL DISC          |          |          | 642.86   | 1,076.79 CR         |
| 30/06/2023   | Closing Balance                                      |          |          |          | <b>1,076.79 CR</b>  |
| <b>MFF Capital Investments Limited</b>                   |  |          |          |          |                     |
| 01/07/2022   | Opening Balance                                      |          |          |          | 0.00                |
| 04/11/2022   | MFF AUD 0.04 FRANKED, 30% CTR, DRP NIL DISC          |          |          | 136.53   | 136.53 CR           |
| 12/05/2023   | MFF AUD 0.045 FRANKED, 30% CTR, DRP NIL DISC         |          |          | 96.43    | 232.96 CR           |
| 30/06/2023   | Closing Balance                                      |          |          |          | <b>232.96 CR</b>    |
| <b>Tribeca Global Natural Resources Limited</b>          |  |          |          |          |                     |
| 01/07/2022   | Opening Balance                                      |          |          |          | 0.00                |
| 05/05/2023   | TGF AUD 0.075 SPEC, 0.125 FRANKED, 30% CTR, DRP NIL  |          |          | 2,142.86 | 2,142.86 CR         |
| 30/06/2023   | Closing Balance                                      |          |          |          | <b>2,142.86 CR</b>  |
| <b>Wcm Global Growth Limited</b>                         |  |          |          |          |                     |
| 01/07/2022   | Opening Balance                                      |          |          |          | 0.00                |
| 30/09/2022   | WQG AUD 0.03 FRANKED, 30% CTR, DRP 3% DISC           |          |          | 411.43   | 411.43 CR           |
| 31/03/2023   | WQG AUD 0.0325 FRANKED, 30% CTR, DRP 3% DISC         |          |          | 557.14   | 968.57 CR           |
| 30/06/2023   | WQG AUD 0.0164 FRANKED, 30% CTR, DRP 3% DISC         |          |          | 210.86   | 1,179.43 CR         |
| 30/06/2023   | Closing Balance                                      |          |          |          | <b>1,179.43 CR</b>  |

**BCF Super Fund**  
**General Ledger Account Movement**  
**For the period from 1 July 2022 to 30 June 2023**

| Date  | Description   | Quantity      | Debits    | Credits   | Balance       |
|---|---|---------------|-----------|-----------|---------------|
| <b>Income Tax</b>   |   |               |           |           |               |
| <b>Imputation Credits - Units In Listed Unit Trusts</b>           |   |               |           |           |               |
| <b>Forager Australian Shares Fund - Ordinary Units Fully Paid</b> |   |               |           |           |               |
| 01/07/2022  | Opening Balance   |               |           |           | 0.00          |
| 29/12/2022  | Distribution - Tax Statement                              |               |           | 26.62     | 26.62 CR      |
| 30/06/2023  | Closing Balance   |               |           |           | 26.62 CR      |
| <b>Ophir High Conviction Fund - Ordinary Units Fully Paid</b>     |   |               |           |           |               |
| 01/07/2022  | Opening Balance   |               |           |           | 0.00          |
| 30/06/2023  | Distribution - Tax Statement                              |               |           | 700.62    | 700.62 CR     |
| 30/06/2023  | Closing Balance   |               |           |           | 700.62 CR     |
| <b>Regal Investment Fund - Ordinary Units Fully Paid</b>          |   |               |           |           |               |
| 01/07/2022  | Opening Balance   |               |           |           | 0.00          |
| 30/06/2023  | Distribution - Tax Statement                              |               |           | 484.13    | 484.13 CR     |
| 30/06/2023  | Distribution - Tax Statement                              |               |           | 888.92    | 1,373.05 CR   |
| 30/06/2023  | Closing Balance   |               |           |           | 1,373.05 CR   |
| <b>Vaneck Gold Miners ETF - Vaneck Gold Miners ETF</b>            |   |               |           |           |               |
| 01/07/2022  | Opening Balance   |               |           |           | 0.00          |
| 30/06/2023  | Distribution - Tax Statement                              |               |           | 57.87     | 57.87 CR      |
| 30/06/2023  | Closing Balance   |               |           |           | 57.87 CR      |
| <b>Assets</b>   |   |               |           |           |               |
| <b>Investments - Frazis Fund</b>                                  |   |               |           |           |               |
| 01/07/2022  | Opening Balance   | 47,231.35070  |           |           | 30,525.62 DR  |
| 06/02/2023  | INTERNET BILL PAYMNT INTERNET BPAY BOARDROOM #4,490.58290 |               | 30,000.00 |           | 60,525.62 DR  |
| 30/06/2023  | Market Value Adjustment                                   |               | 8,210.80  |           | 68,736.42 DR  |
| 30/06/2023  | Closing Balance   | 91,721.93360  |           |           | 68,736.42 DR  |
| <b>Investments - OP Fund</b>                                      |   |               |           |           |               |
| 01/07/2022  | Opening Balance   | 100,000.00000 |           |           | 85,990.00 DR  |
| 30/06/2023  | Market Value Adjustment                                   |               | 9,720.00  |           | 95,710.00 DR  |
| 30/06/2023  | Closing Balance   | 100,000.00000 |           |           | 95,710.00 DR  |
| <b>Investments - Ophir Global High Conviction Fund</b>            |   |               |           |           |               |
| 01/07/2022  | Opening Balance   | 122,377.79000 |           |           | 124,848.11 DR |
| 30/06/2023  | Market Value Adjustment                                   |               | 13,830.40 |           | 138,678.51 DR |
| 30/06/2023  | Closing Balance   | 122,377.79000 |           |           | 138,678.51 DR |
| <b>Investments - Ophir Global Opportunities Fund</b>              |   |               |           |           |               |
| 01/07/2022  | Opening Balance   | 170,183.79000 |           |           | 196,697.40 DR |
| 30/06/2023  | Market Value Adjustment                                   |               | 34,514.30 |           | 231,211.70 DR |
| 30/06/2023  | Closing Balance   | 170,183.79000 |           |           | 231,211.70 DR |
| <b>Investments - Bailador Technology Investments Limited</b>      |   |               |           |           |               |
| 01/07/2022  | Opening Balance   | 25,000.00000  |           |           | 36,125.00 DR  |
| 06/07/2022  | Purchase of 5000 of BTI @ \$1.395272                      | 5,000.00000   | 6,990.00  |           | 43,115.00 DR  |
| 06/07/2022  | Purchase of 5000 of BTI @ \$1.405272                      | 5,000.00000   | 7,040.00  |           | 50,155.00 DR  |
| 08/07/2022  | Purchase of 5000 of BTI @ \$1.380272                      | 5,000.00000   | 6,915.00  |           | 57,070.00 DR  |
| 12/07/2022  | Sale of 5000 units of BTI @ \$1.387792                    | -5,000.00000  |           | 6,990.00  | 50,080.00 DR  |
| 12/07/2022  | Sale of 5000 units of BTI @ \$1.389764                    | -5,000.00000  |           | 7,040.00  | 43,040.00 DR  |
| 21/07/2022  | Purchase of 5000 of BTI @ \$1.395236                      | 5,000.00000   | 6,988.00  |           | 50,028.00 DR  |
| 21/07/2022  | Purchase of 5000 of BTI @ \$1.420236                      | 5,000.00000   | 7,113.00  |           | 57,141.00 DR  |
| 09/11/2022  | Purchase of 5000 of BTI @ \$1.290272                      | 5,000.00000   | 6,465.00  |           | 63,606.00 DR  |
| 13/06/2023  | Purchase of 5000 of BTI @ \$1.170272                      | 5,000.00000   | 5,865.00  |           | 69,471.00 DR  |
| 30/06/2023  | Market Value Adjustment                                   |               |           | 11,221.00 | 58,250.00 DR  |
| 30/06/2023  | Closing Balance   | 50,000.00000  |           |           | 58,250.00 DR  |

**BCF Super Fund**  
**General Ledger Account Movement**  
**For the period from 1 July 2022 to 30 June 2023**

| Date   | Description                             | Quantity      | Debits    | Credits   | Balance       |
|--|---|---------------|-----------|-----------|---------------|
| <b>Assets</b>  |   |               |           |           |               |
| <b>Investments - Global X Metal Securities Australia Limited. - Global X Physical GOLD</b> |   |               |           |           |               |
| 01/07/2022   | Opening Balance                         | 1,400.00000   |           |           | 34,300.00 DR  |
| 30/06/2023   | Market Value Adjustment                 |               | 2,968.00  |           | 37,268.00 DR  |
| 30/06/2023   | Closing Balance                         | 1,400.00000   |           |           | 37,268.00 DR  |
| <b>Investments - Hearts And Minds Investments Limited</b>                                  |   |               |           |           |               |
| 01/07/2022   | Opening Balance                         | 50,000.00000  |           |           | 101,000.00 DR |
| 06/07/2022   | Purchase of 2500 of HM1 @ \$2.169808    | 2,500.00000   | 5,438.16  |           | 106,438.16 DR |
| 12/07/2022   | Sale of 5000 units of HM1 @ \$2.209764  | -5,000.00000  |           | 20,049.17 | 86,388.99 DR  |
| 08/08/2022   | Sale of 2500 units of HM1 @ \$2.519456  | -2,500.00000  |           | 9,760.42  | 76,628.57 DR  |
| 23/02/2023   | Sale of 2500 units of HM1 @ \$2.609528  | -2,500.00000  |           | 9,760.41  | 66,868.16 DR  |
| 06/04/2023   | Purchase of 2500 of HM1 @ \$2.420544    | 2,500.00000   | 6,065.00  |           | 72,933.16 DR  |
| 20/04/2023   | Purchase of 2500 of HM1 @ \$2.330544    | 2,500.00000   | 5,840.00  |           | 78,773.16 DR  |
| 30/06/2023   | Market Value Adjustment                 |               | 28,576.84 |           | 107,350.00 DR |
| 30/06/2023   | Closing Balance                         | 47,500.00000  |           |           | 107,350.00 DR |
| <b>Investments - L1 Long Short Fund Limited</b>  |   |               |           |           |               |
| 01/07/2022   | Opening Balance                         | 20,000.00000  |           |           | 51,200.00 DR  |
| 19/07/2022   | Purchase of 2500 of LSF @ \$2.380472    | 2,500.00000   | 5,963.00  |           | 57,163.00 DR  |
| 26/07/2022   | Purchase of 2500 of LSF @ \$2.480472    | 2,500.00000   | 6,213.00  |           | 63,376.00 DR  |
| 12/08/2022   | Sale of 2500 units of LSF @ \$2.609456  | -2,500.00000  |           | 6,213.00  | 57,163.00 DR  |
| 16/11/2022   | Purchase of 3000 of LSF @ \$2.610453    | 3,000.00000   | 7,845.00  |           | 65,008.00 DR  |
| 04/01/2023   | Purchase of 4500 of LSF @ \$2.770504    | 4,500.00000   | 12,490.00 |           | 77,498.00 DR  |
| 12/01/2023   | Purchase of 3000 of LSF @ \$2.870453    | 3,000.00000   | 8,625.00  |           | 86,123.00 DR  |
| 03/02/2023   | Sale of 3000 units of LSF @ \$2.869547  | -3,000.00000  |           | 8,625.00  | 77,498.00 DR  |
| 22/03/2023   | Sale of 2500 units of LSF @ \$2.679456  | -2,500.00000  |           | 6,938.89  | 70,559.11 DR  |
| 29/03/2023   | Sale of 2500 units of LSF @ \$2.719456  | -2,500.00000  |           | 6,858.61  | 63,700.50 DR  |
| 11/05/2023   | Purchase of 3000 of LSF @ \$2.820453    | 3,000.00000   | 8,475.00  |           | 72,175.50 DR  |
| 30/06/2023   | Market Value Adjustment                 |               | 6,504.50  |           | 78,680.00 DR  |
| 30/06/2023   | Closing Balance                         | 28,000.00000  |           |           | 78,680.00 DR  |
| <b>Investments - MFF Capital Investments Limited</b>                                       |   |               |           |           |               |
| 01/07/2022   | Opening Balance                         | 0.00000       |           |           | 0.00          |
| 12/08/2022   | Purchase of 3000 of MFF @ \$2.630453    | 3,000.00000   | 7,905.00  |           | 7,905.00 DR   |
| 22/08/2022   | Purchase of 3000 of MFF @ \$2.640453    | 3,000.00000   | 7,935.00  |           | 15,840.00 DR  |
| 23/08/2022   | Purchase of 3000 of MFF @ \$2.540453    | 3,000.00000   | 7,635.00  |           | 23,475.00 DR  |
| 24/08/2022   | Sale of 1036 units of MFF @ \$2.588861  | -1,036.00000  |           | 2,740.22  | 20,734.78 DR  |
| 12/10/2022   | Purchase of 3000 of MFF @ \$2.270453    | 3,000.00000   | 6,825.00  |           | 27,559.78 DR  |
| 28/10/2022   | Sale of 5964 units of MFF @ \$2.349619  | -5,964.00000  |           | 15,644.78 | 11,915.00 DR  |
| 08/06/2023   | Sale of 5000 units of MFF @ \$2.649546  | -5,000.00000  |           | 11,915.00 | 0.00 CR       |
| 30/06/2023   | Closing Balance                         | 0.00000       |           |           | 0.00          |
| <b>Investments - New Hope Corporation Limited</b>  |   |               |           |           |               |
| 01/07/2022   | Opening Balance                         | 0.00000       |           |           | 0.00          |
| 22/05/2023   | Purchase of 8000 of NHC @ \$5.310482    | 8,000.00000   | 42,522.47 |           | 42,522.47 DR  |
| 08/06/2023   | Purchase of 2000 of NHC @ \$5.141135    | 2,000.00000   | 10,305.00 |           | 52,827.47 DR  |
| 26/06/2023   | Purchase of 1000 of NHC @ \$4.86118     | 1,000.00000   | 4,873.00  |           | 57,700.47 DR  |
| 30/06/2023   | Market Value Adjustment                 |               |           | 4,350.47  | 53,350.00 DR  |
| 30/06/2023   | Closing Balance                         | 11,000.00000  |           |           | 53,350.00 DR  |
| <b>Investments - Thorney Technologies Ltd</b>  |   |               |           |           |               |
| 01/07/2022   | Opening Balance                         | 105,000.00000 |           |           | 22,050.00 DR  |
| 22/07/2022   | Sale of 15000 units of TEK @ \$0.244921 | -15,000.00000 |           | 4,815.00  | 17,235.00 DR  |
| 28/07/2022   | Sale of 15000 units of TEK @ \$0.259921 | -15,000.00000 |           | 4,740.00  | 12,495.00 DR  |
| 04/08/2022   | Purchase of 15000 of TEK @ \$0.250091   | 15,000.00000  | 3,765.00  |           | 16,260.00 DR  |
| 03/02/2023   | Purchase of 30000 of TEK @ \$0.190045   | 30,000.00000  | 5,715.00  |           | 21,975.00 DR  |
| 16/02/2023   | Sale of 30000 units of TEK @ \$0.214955 | -30,000.00000 |           | 8,280.00  | 13,695.00 DR  |
| 13/03/2023   | Purchase of 30000 of TEK @ \$0.200045   | 30,000.00000  | 6,015.00  |           | 19,710.00 DR  |



**BCF Super Fund**  
**General Ledger Account Movement**  
**For the period from 1 July 2022 to 30 June 2023**

| Date  | Description                             | Quantity             | Debits    | Credits   | Balance             |
|---|---|----------------------|-----------|-----------|---------------------|
| <b>Assets</b>   |   |                      |           |           |                     |
| <b>Investments - Thorney Technologies Ltd</b>                 |   |                      |           |           |                     |
| 31/03/2023  | Purchase of 6026 of TEK @ \$0.180226    | 6,026.00000          | 1,099.68  |           | 20,809.68 DR        |
| 03/04/2023  | Purchase of 23974 of TEK @ \$0.18       | 23,974.00000         | 4,315.32  |           | 25,125.00 DR        |
| 19/04/2023  | Sale of 30000 units of TEK @ \$0.189955 | -30,000.00000        |           | 7,680.00  | 17,445.00 DR        |
| 30/06/2023  | Market Value Adjustment                 |                      | 3,555.00  |           | 21,000.00 DR        |
| <b>30/06/2023</b>   | <b>Closing Balance</b>                  | <b>120,000.00000</b> |           |           | <b>21,000.00 DR</b> |
| <b>Investments - Tribeca Global Natural Resources Limited</b> |   |                      |           |           |                     |
| <b>01/07/2022</b>   | <b>Opening Balance</b>                  | <b>35,000.00000</b>  |           |           | <b>71,400.00 DR</b> |
| 23/08/2022  | Purchase of 2500 of TGF @ \$2.150472    | 2,500.00000          | 5,388.00  |           | 76,788.00 DR        |
| 12/10/2022  | Purchase of 2500 of TGF @ \$2.020544    | 2,500.00000          | 5,065.00  |           | 81,853.00 DR        |
| 02/02/2023  | Sale of 5000 units of TGF @ \$2.449546  | -5,000.00000         |           | 10,322.79 | 71,530.21 DR        |
| 14/02/2023  | Purchase of 2500 of TGF @ \$2.360544    | 2,500.00000          | 5,915.00  |           | 77,445.21 DR        |
| 21/02/2023  | Purchase of 2500 of TGF @ \$2.220544    | 2,500.00000          | 5,565.00  |           | 83,010.21 DR        |
| 08/06/2023  | Purchase of 4000 of TGF @ \$1.73034     | 4,000.00000          | 6,935.00  |           | 89,945.21 DR        |
| 30/06/2023  | Market Value Adjustment                 |                      |           | 14,265.21 | 75,680.00 DR        |
| <b>30/06/2023</b>   | <b>Closing Balance</b>                  | <b>44,000.00000</b>  |           |           | <b>75,680.00 DR</b> |
| <b>Investments - Wcm Global Growth Limited</b>                |   |                      |           |           |                     |
| <b>01/07/2022</b>   | <b>Opening Balance</b>                  | <b>40,000.00000</b>  |           |           | <b>46,800.00 DR</b> |
| 12/07/2022  | Sale of 8000 units of WQG @ \$1.226071  | -8,000.00000         |           | 9,778.90  | 37,021.10 DR        |
| 14/11/2022  | Purchase of 8000 of WQG @ \$1.18017     | 8,000.00000          | 9,455.00  |           | 46,476.10 DR        |
| 03/02/2023  | Purchase of 10000 of WQG @ \$1.110227   | 10,000.00000         | 11,125.00 |           | 57,601.10 DR        |
| 16/02/2023  | Sale of 5000 units of WQG @ \$1.149728  | -5,000.00000         |           | 5,909.38  | 51,691.72 DR        |
| 22/02/2023  | Sale of 245 units of WQG @ \$1.154449   | -245.00000           |           | 289.56    | 51,402.16 DR        |
| 23/02/2023  | Sale of 4755 units of WQG @ \$1.16      | -4,755.00000         |           | 5,598.66  | 45,803.50 DR        |
| 10/05/2023  | Sale of 5000 units of WQG @ \$1.204728  | -5,000.00000         |           | 5,856.50  | 39,947.00 DR        |
| 15/05/2023  | Sale of 1494 units of WQG @ \$1.21409   | -1,494.00000         |           | 1,736.92  | 38,210.08 DR        |
| 16/05/2023  | Sale of 3506 units of WQG @ \$1.215     | -3,506.00000         |           | 4,076.08  | 34,134.00 DR        |
| 22/05/2023  | Sale of 5000 units of WQG @ \$1.229728  | -5,000.00000         |           | 5,809.54  | 28,324.46 DR        |
| 07/06/2023  | Purchase of 5000 of WQG @ \$1.180272    | 5,000.00000          | 5,915.00  |           | 34,239.46 DR        |
| 30/06/2023  | Market Value Adjustment                 |                      | 1,610.54  |           | 35,850.00 DR        |
| <b>30/06/2023</b>   | <b>Closing Balance</b>                  | <b>30,000.00000</b>  |           |           | <b>35,850.00 DR</b> |
| <b>Investments - 1/2oz ABC Gold Cast</b>                      |   |                      |           |           |                     |
| <b>01/07/2022</b>   | <b>Opening Balance</b>                  | <b>20.00000</b>      |           |           | <b>26,046.00 DR</b> |
| 30/06/2023  | Market Value Adjustment                 |                      | 2,236.00  |           | 28,282.00 DR        |
| <b>30/06/2023</b>   | <b>Closing Balance</b>                  | <b>20.00000</b>      |           |           | <b>28,282.00 DR</b> |
| <b>Investments - 1kg ABC Silver Cast Bar 999.5</b>            |   |                      |           |           |                     |
| <b>01/07/2022</b>   | <b>Opening Balance</b>                  | <b>39.00000</b>      |           |           | <b>36,363.60 DR</b> |
| 30/06/2023  | Market Value Adjustment                 |                      | 4,660.50  |           | 41,024.10 DR        |
| <b>30/06/2023</b>   | <b>Closing Balance</b>                  | <b>39.00000</b>      |           |           | <b>41,024.10 DR</b> |
| <b>Investments - 1oz Gold Beneath the Southern Skies Coin</b> |   |                      |           |           |                     |
| <b>01/07/2022</b>   | <b>Opening Balance</b>                  | <b>20.00000</b>      |           |           | <b>52,094.00 DR</b> |
| 30/06/2023  | Market Value Adjustment                 |                      | 4,472.00  |           | 56,566.00 DR        |
| <b>30/06/2023</b>   | <b>Closing Balance</b>                  | <b>20.00000</b>      |           |           | <b>56,566.00 DR</b> |
| <b>Investments - 1oz Silver Kangaroo Coin</b>                 |   |                      |           |           |                     |
| <b>01/07/2022</b>   | <b>Opening Balance</b>                  | <b>100.00000</b>     |           |           | <b>2,900.00 DR</b>  |
| 30/06/2023  | Market Value Adjustment                 |                      | 370.00    |           | 3,270.00 DR         |
| <b>30/06/2023</b>   | <b>Closing Balance</b>                  | <b>100.00000</b>     |           |           | <b>3,270.00 DR</b>  |

**BCF Super Fund**  
**General Ledger Account Movement**  
**For the period from 1 July 2022 to 30 June 2023**

| Date   | Description  | Quantity      | Debits    | Credits   | Balance      |
|--|--|---------------|-----------|-----------|--------------|
| <b>Assets</b>  |  |               |           |           |              |
| <b>Investments - Tael ABC Gold 37.5 grams</b>  |  |               |           |           |              |
| 01/07/2022   | Opening Balance  | 7.00000       |           |           | 14,981.40 DR |
| 30/06/2023   | Market Value Adjustment                                      |               | 8,887.20  |           | 23,868.60 DR |
| 30/06/2023   | Closing Balance  | 7.00000       |           |           | 23,868.60 DR |
| <b>Investments - TGF_R</b>   |  |               |           |           |              |
| 01/07/2022   | Opening Balance  | 0.00000       |           |           | 0.00         |
| 02/03/2023   | TGF_R to TGF; 1:4 NON-RENOUNCE ISSUE OF ORD SHAF 1,500.00000 |               |           |           | 0.00 CR      |
| 02/03/2023   | TGF_R to TGF; 1:4 NON-RENOUNCE ISSUE OF ORD SHAF 1,500.00000 |               |           |           | 0.00 CR      |
| 02/03/2023   | TGF_R to TGF; 1:4 NON-RENOUNCE ISSUE OF ORD SHAF 1,500.00000 |               |           |           | 0.00 CR      |
| 02/03/2023   | TGF_R to TGF; 1:4 NON-RENOUNCE ISSUE OF ORD SHAF 1,500.00000 |               |           |           | 0.00 CR      |
| 02/03/2023   | TGF_R to TGF; 1:4 NON-RENOUNCE ISSUE OF ORD SHAF 1,500.00000 |               |           |           | 0.00 CR      |
| 02/03/2023   | TGF_R to TGF; 1:4 NON-RENOUNCE ISSUE OF ORD SHAF 625.00000   |               |           |           | 0.00 CR      |
| 02/03/2023   | TGF_R to TGF; 1:4 NON-RENOUNCE ISSUE OF ORD SHAF 625.00000   |               |           |           | 0.00 CR      |
| 02/03/2023   | TGF_R to TGF; 1:4 NON-RENOUNCE ISSUE OF ORD SHAF 625.00000   |               |           |           | 0.00 CR      |
| 02/03/2023   | TGF_R to TGF; 1:4 NON-RENOUNCE ISSUE OF ORD SHAF 625.00000   |               |           |           | 0.00 CR      |
| 02/03/2023   | TGF_R to TGF; 1:4 NON-RENOUNCE ISSUE OF ORD SHAF 625.00000   |               |           |           | 0.00 CR      |
| 12/04/2023   | TGF_R to TGF; 1:4 NON-RENOUNCE ISSUE OF ORD SHAF 0,000.00000 |               |           |           | 0.00 CR      |
| 30/06/2023   | Closing Balance  | 0.00000       |           |           | 0.00         |
| <b>Investments - Betashares Australian Strong Bear (Hedge Fund) - Betashares Australia</b> |  |               |           |           |              |
| 01/07/2022   | Opening Balance  | 3,000.00000   |           |           | 14,820.00 DR |
| 08/07/2022   | Sale of 1500 units of BBOZ @ \$4.579093                      | -1,500.00000  |           | 6,508.45  | 8,311.55 DR  |
| 12/07/2022   | Purchase of 2000 of BBOZ @ \$4.71059                         | 2,000.00000   | 9,433.00  |           | 17,744.55 DR |
| 25/10/2022   | Sale of 1500 units of BBOZ @ \$4.169093                      | -1,500.00000  |           | 7,074.75  | 10,669.80 DR |
| 16/11/2022   | Sale of 2000 units of BBOZ @ \$3.69932                       | -2,000.00000  |           | 8,788.00  | 1,881.80 DR  |
| 08/06/2023   | Purchase of 4000 of BBOZ @ \$3.590568                        | 4,000.00000   | 14,385.00 |           | 16,266.80 DR |
| 16/06/2023   | Sale of 4000 units of BBOZ @ \$3.459432                      | -4,000.00000  |           | 14,385.00 | 1,881.80 DR  |
| 30/06/2023   | Market Value Adjustment                                      |               |           | 1,881.80  | 0.00 CR      |
| 30/06/2023   | Closing Balance  |               |           |           | 0.00         |
| <b>Investments - ETFs Ultra Short Nasdaq 100 Hedge Fund - ETFs Ultra Short Nasdaq 10</b>   |  |               |           |           |              |
| 01/07/2022   | Opening Balance  | 4,000.00000   |           |           | 21,800.00 DR |
| 06/07/2022   | Sale of 1500 units of SNAS @ \$5.189093                      | -1,500.00000  |           | 6,052.50  | 15,747.50 DR |
| 12/07/2022   | Purchase of 1500 of SNAS @ \$5.140787                        | 1,500.00000   | 7,723.00  |           | 23,470.50 DR |
| 25/10/2022   | Sale of 1000 units of SNAS @ \$5.17864                       | -1,000.00000  |           | 5,148.67  | 18,321.83 DR |
| 09/01/2023   | Sale of 3000 units of SNAS @ \$5.399243                      | -3,000.00000  |           | 10,339.33 | 7,982.50 DR  |
| 30/06/2023   | Market Value Adjustment                                      |               |           | 7,982.50  | 0.00 CR      |
| 30/06/2023   | Closing Balance  |               |           |           | 0.00         |
| <b>Investments - Forager Australian Shares Fund - Ordinary Units Fully Paid</b>            |  |               |           |           |              |
| 01/07/2022   | Opening Balance  | 13,500.00000  |           |           | 16,200.00 DR |
| 21/07/2022   | Purchase of 1058 of FOR @ \$1.271115                         | 1,058.00000   | 1,356.66  |           | 17,556.66 DR |
| 22/07/2022   | Purchase of 5442 of FOR @ \$1.29                             | 5,442.00000   | 7,020.18  |           | 24,576.84 DR |
| 20/09/2022   | Sale of 5000 units of FOR @ \$1.329728                       | -5,000.00000  |           | 7,082.82  | 17,494.02 DR |
| 28/11/2022   | Sale of 5000 units of FOR @ \$1.319728                       | -5,000.00000  |           | 6,401.08  | 11,092.94 DR |
| 29/12/2022   | Sale of 10000 units of FOR @ \$1.359773                      | -10,000.00000 |           | 12,500.50 | 1,407.56 CR  |
| 30/06/2023   | Market Value Adjustment                                      |               | 1,407.56  |           | 0.00 CR      |
| 30/06/2023   | Closing Balance  |               |           |           | 0.00         |
| <b>Investments - Global X Ultra Long Nasdaq 100 Hedge Fund - Global X Ultra Long Nasd</b>  |  |               |           |           |              |
| 01/07/2022   | Opening Balance  | 0.00000       |           |           | 0.00         |
| 22/03/2023   | Purchase of 1500 of LNAS @ \$5.930907                        | 1,500.00000   | 8,910.00  |           | 8,910.00 DR  |
| 08/06/2023   | Sale of 1500 units of LNAS @ \$7.578487                      | -1,500.00000  |           | 8,910.00  | 0.00 CR      |
| 30/06/2023   | Closing Balance  | 0.00000       |           |           | 0.00         |

**BCF Super Fund**  
**General Ledger Account Movement**  
**For the period from 1 July 2022 to 30 June 2023**

| Date  | Description                            | Quantity     | Debits    | Credits   | Balance       |
|---|--|--------------|-----------|-----------|---------------|
| <b>Assets</b>   |  |              |           |           |               |
| <b>Investments - Ophir High Conviction Fund - Ordinary Units Fully Paid</b> |  |              |           |           |               |
| 01/07/2022  | Opening Balance                        | 33,000.00000 |           |           | 79,200.00 DR  |
| 04/07/2022  | Purchase of 3000 of OPH @ \$2.370453   | 3,000.00000  | 7,125.00  |           | 86,325.00 DR  |
| 06/07/2022  | Sale of 3000 units of OPH @ \$2.599547 | -3,000.00000 |           | 7,891.74  | 78,433.26 DR  |
| 19/07/2022  | Sale of 3000 units of OPH @ \$2.669607 | -3,000.00000 |           | 7,515.00  | 70,918.26 DR  |
| 20/07/2022  | OPH DRP                                | 2,145.00000  | 5,010.08  |           | 75,928.34 DR  |
| 21/07/2022  | Purchase of 3000 of OPH @ \$2.564393   | 3,000.00000  | 7,705.00  |           | 83,633.34 DR  |
| 09/08/2022  | Purchase of 2500 of OPH @ \$2.600544   | 2,500.00000  | 6,515.00  |           | 90,148.34 DR  |
| 11/08/2022  | Sale of 2500 units of OPH @ \$2.739456 | -2,500.00000 |           | 6,515.00  | 83,633.34 DR  |
| 19/08/2022  | Purchase of 2500 of OPH @ \$2.580544   | 2,500.00000  | 6,465.00  |           | 90,098.34 DR  |
| 23/08/2022  | Sale of 2500 units of OPH @ \$2.619528 | -2,500.00000 |           | 6,465.00  | 83,633.34 DR  |
| 09/11/2022  | Purchase of 3855 of OPH @ \$2.500353   | 3,855.00000  | 9,652.50  |           | 93,285.84 DR  |
| 28/11/2022  | Purchase of 3000 of OPH @ \$2.450453   | 3,000.00000  | 7,365.00  |           | 100,650.84 DR |
| 18/01/2023  | Purchase of 3000 of OPH @ \$2.380453   | 3,000.00000  | 7,155.00  |           | 107,805.84 DR |
| 05/04/2023  | Purchase of 2500 of OPH @ \$2.360544   | 2,500.00000  | 5,915.00  |           | 113,720.84 DR |
| 20/04/2023  | Sale of 412 units of OPH @ \$2.516699  | -412.00000   |           | 1,058.15  | 112,662.69 DR |
| 21/04/2023  | Sale of 2088 units of OPH @ \$2.52     | -2,088.00000 |           | 5,362.68  | 107,300.01 DR |
| 12/05/2023  | Purchase of 2500 of OPH @ \$2.320544   | 2,500.00000  | 5,815.00  |           | 113,115.01 DR |
| 25/05/2023  | Sale of 2500 units of OPH @ \$2.449456 | -2,500.00000 |           | 6,374.57  | 106,740.44 DR |
| 19/06/2023  | Purchase of 5000 of OPH @ \$2.490454   | 5,000.00000  | 12,475.00 |           | 119,215.44 DR |
| 30/06/2023  | Market Value Adjustment                |              | 1,784.56  |           | 121,000.00 DR |
| 30/06/2023  | Closing Balance                        | 50,000.00000 |           |           | 121,000.00 DR |
| <b>Investments - Regal Investment Fund - Ordinary Units Fully Paid</b>      |  |              |           |           |               |
| 01/07/2022  | Opening Balance                        | 34,000.00000 |           |           | 96,560.00 DR  |
| 04/07/2022  | Sale of 2000 units of RF1 @ \$2.97932  | -2,000.00000 |           | 6,775.00  | 89,785.00 DR  |
| 05/07/2022  | Sale of 2000 units of RF1 @ \$3.05932  | -2,000.00000 |           | 6,769.80  | 83,015.20 DR  |
| 20/07/2022  | Sale of 2500 units of RF1 @ \$3.259528 | -2,500.00000 |           | 8,403.55  | 74,611.65 DR  |
| 17/08/2022  | Purchase of 2500 of RF1 @ \$3.180544   | 2,500.00000  | 7,965.00  |           | 82,576.65 DR  |
| 22/08/2022  | RF1 DRP                                | 3,089.00000  | 8,868.96  |           | 91,445.61 DR  |
| 14/09/2022  | Sale of 2500 units of RF1 @ \$3.289456 | -2,500.00000 |           | 8,087.25  | 83,358.36 DR  |
| 26/09/2022  | Purchase of 2000 of RF1 @ \$3.11068    | 2,000.00000  | 6,235.00  |           | 89,593.36 DR  |
| 09/11/2022  | Purchase of 2411 of RF1 @ \$3.180564   | 2,411.00000  | 7,681.98  |           | 97,275.34 DR  |
| 06/12/2022  | Sale of 5000 units of RF1 @ \$3.079546 | -5,000.00000 |           | 15,920.19 | 81,355.15 DR  |
| 19/12/2022  | 301c                                   | 3,322.00000  | 10,000.00 |           | 91,355.15 DR  |
| 02/02/2023  | Purchase of 3000 of RF1 @ \$2.899753   | 3,000.00000  | 8,712.90  |           | 100,068.05 DR |
| 24/02/2023  | Purchase of 3000 of RF1 @ \$2.730393   | 3,000.00000  | 8,203.00  |           | 108,271.05 DR |
| 06/04/2023  | Sale of 2500 units of RF1 @ \$2.779456 | -2,500.00000 |           | 7,847.50  | 100,423.55 DR |
| 20/06/2023  | Sale of 1822 units of RF1 @ \$2.759254 | -1,822.00000 |           | 5,528.73  | 94,894.82 DR  |
| 30/06/2023  | Market Value Adjustment                |              |           | 1,794.82  | 93,100.00 DR  |
| 30/06/2023  | Closing Balance                        | 35,000.00000 |           |           | 93,100.00 DR  |
| <b>Investments - Vanek Gold Miners ETF - Vanek Gold Miners ETF</b>          |  |              |           |           |               |
| 01/07/2022  | Opening Balance                        | 1,000.00000  |           |           | 40,970.00 DR  |
| 30/06/2023  | Market Value Adjustment                |              | 4,370.00  |           | 45,340.00 DR  |
| 30/06/2023  | Closing Balance                        | 1,000.00000  |           |           | 45,340.00 DR  |
| <b>Cash At Bank - Bell Direct</b>   |  |              |           |           |               |
| 01/07/2022  | Opening Balance                        |              |           |           | 31,869.93 DR  |
| 01/07/2022  | Transfer of Funds - Bell Direct Fee    |              |           | 10.00     | 31,859.93 DR  |
| 01/07/2022  | Transfer of Funds - Bell Direct Fee    |              |           | 10.00     | 31,849.93 DR  |
| 01/07/2022  | Trust to Cash Movement #74859388       |              | 6,420.00  |           | 38,269.93 DR  |
| 05/07/2022  | Direct Credit received TPP             |              | 10.00     |           | 38,279.93 DR  |
| 05/07/2022  | Direct Credit received TPP             |              | 10.00     |           | 38,289.93 DR  |
| 05/07/2022  | Transfer of Funds - Cash to Trust      |              |           | 1,180.00  | 37,109.93 DR  |
| 07/07/2022  | Trust to Cash Movement #75042300       |              | 2,191.84  |           | 39,301.77 DR  |
| 11/07/2022  | Transfer of Funds - Cash to Trust      |              |           | 60.00     | 39,241.77 DR  |
| 14/07/2022  | Trust to Cash Movement #75352800       |              | 17,541.89 |           | 56,783.66 DR  |

**BCF Super Fund**  
**General Ledger Account Movement**  
**For the period from 1 July 2022 to 30 June 2023**

| Date                              | Description                          | Quantity | Debits    | Credits   | Balance      |
|-----------------------------------|--------------------------------------|----------|-----------|-----------|--------------|
| <b>Assets</b>                     |                                      |          |           |           |              |
| <b>Cash At Bank - Bell Direct</b> |                                      |          |           |           |              |
| 21/07/2022                        | Trust to Cash Movement #75605874     |          | 2,034.00  |           | 58,817.66 DR |
| 22/07/2022                        | Transfer of funds - Cash to Trust    |          |           | 15,025.66 | 43,792.00 DR |
| 25/07/2022                        | Transfer of Funds - Cash to Trust    |          |           | 3,358.18  | 40,433.82 DR |
| 27/07/2022                        | Transfer of Funds - Cash to Trust    |          |           | 6,213.00  | 34,220.82 DR |
| 01/08/2022                        | Trust to Cash Movement #75986889     |          | 3,887.00  |           | 38,107.82 DR |
| 05/08/2022                        | Transfer of Funds - Cash to Trust    |          |           | 3,765.00  | 34,342.82 DR |
| 10/08/2022                        | Transfer of Funds - Cash to Trust    |          |           | 230.00    | 34,112.82 DR |
| 15/08/2022                        | Trust to Cash Movement #76673147     |          | 5,440.00  |           | 39,552.82 DR |
| 18/08/2022                        | Transfer of Funds - Cash to Trust    |          |           | 7,965.00  | 31,587.82 DR |
| 22/08/2022                        | Transfer of Funds - Cash to Trust    |          |           | 6,465.00  | 25,122.82 DR |
| 23/08/2022                        | Transfer of Funds - Cash to Trust    |          |           | 7,935.00  | 17,187.82 DR |
| 24/08/2022                        | Transfer of Funds - Cash to Trust    |          |           | 6,486.00  | 10,701.82 DR |
| 26/08/2022                        | Trust to Cash Movement #77370358     |          | 2,670.24  |           | 13,372.06 DR |
| 16/09/2022                        | Trust to Cash Movement #78437948     |          | 8,210.00  |           | 21,582.06 DR |
| 23/09/2022                        | Trust to Cash Movement #78663643     |          | 6,635.00  |           | 28,217.06 DR |
| 27/09/2022                        | Transfer of Funds - Cash to Trust    |          |           | 6,235.00  | 21,982.06 DR |
| 13/10/2022                        | Transfer of Funds - Cash to Trust    |          |           | 11,890.00 | 10,092.06 DR |
| 27/10/2022                        | Trust to Cash Movement #80244829     |          | 11,405.00 |           | 21,497.06 DR |
| 31/10/2022                        | Capitalised Accrued Interest for EOM |          | 2.40      |           | 21,499.46 DR |
| 01/11/2022                        | Trust to Cash Movement #80392452     |          | 13,990.40 |           | 35,489.86 DR |
| 10/11/2022                        | Transfer of Funds - Cash to Trust    |          |           | 23,799.48 | 11,690.38 DR |
| 15/11/2022                        | Transfer of Funds - Cash to Trust    |          |           | 9,455.00  | 2,235.38 DR  |
| 17/11/2022                        | Transfer of Funds - Cash to Trust    |          |           | 460.00    | 1,775.38 DR  |
| 29/11/2022                        | Transfer of Funds - Cash to Trust    |          |           | 780.00    | 995.38 DR    |
| 30/11/2022                        | Capitalised Accrued Interest for EOM |          | 3.76      |           | 999.14 DR    |
| 08/12/2022                        | Trust to Cash Movement #82332230     |          | 15,375.00 |           | 16,374.14 DR |
| 31/12/2022                        | Capitalised Accrued Interest for EOM |          | 6.56      |           | 16,380.70 DR |
| 03/01/2023                        | Trust to Cash Movement #83328175     |          | 13,575.00 |           | 29,955.70 DR |
| 05/01/2023                        | Transfer of Funds - Cash to Trust    |          |           | 12,490.00 | 17,465.70 DR |
| 11/01/2023                        | Trust to Cash Movement #83543826     |          | 16,175.00 |           | 33,640.70 DR |
| 13/01/2023                        | Transfer of Funds - Cash to Trust    |          |           | 8,625.00  | 25,015.70 DR |
| 19/01/2023                        | Transfer of Funds - Cash to Trust    |          |           | 7,155.00  | 17,860.70 DR |
| 31/01/2023                        | Capitalised Accrued Interest for EOM |          | 10.59     |           | 17,871.29 DR |
| 06/02/2023                        | Transfer of Funds - Cash to Trust    |          |           | 4,732.90  | 13,138.39 DR |
| 15/02/2023                        | Transfer of Funds - Cash to Trust    |          |           | 5,915.00  | 7,223.39 DR  |
| 20/02/2023                        | Trust to Cash Movement #85513989     |          | 12,170.00 |           | 19,393.39 DR |
| 22/02/2023                        | Transfer of Funds - Cash to Trust    |          |           | 5,565.00  | 13,828.39 DR |
| 24/02/2023                        | Trust to Cash Movement #85832066     |          | 269.20    |           | 14,097.59 DR |
| 27/02/2023                        | Trust to Cash Movement #85909565     |          | 3,824.80  |           | 17,922.39 DR |
| 28/02/2023                        | Capitalised Accrued Interest for EOM |          | 7.50      |           | 17,929.89 DR |
| 01/03/2023                        | Transfer of Funds - Bell Direct Fee  |          |           | 10.00     | 17,919.89 DR |
| 13/03/2023                        | Direct Credit received TPP           |          | 10.00     |           | 17,929.89 DR |
| 14/03/2023                        | Transfer of Funds - Cash to Trust    |          |           | 6,015.00  | 11,914.89 DR |
| 23/03/2023                        | Transfer of Funds - Cash to Trust    |          |           | 2,225.00  | 9,689.89 DR  |
| 31/03/2023                        | Capitalised Accrued Interest for EOM |          | 10.17     |           | 9,700.06 DR  |
| 31/03/2023                        | Trust to Cash Movement #87697655     |          | 6,785.00  |           | 16,485.06 DR |
| 03/04/2023                        | Transfer of Funds - Cash to Trust    |          |           | 1,099.68  | 15,385.38 DR |
| 04/04/2023                        | Transfer of Funds - Cash to Trust    |          |           | 4,315.32  | 11,070.06 DR |
| 06/04/2023                        | Transfer of Funds - Cash to Trust    |          |           | 5,915.00  | 5,155.06 DR  |
| 12/04/2023                        | Trust to Cash Movement #88169298     |          | 870.00    |           | 6,025.06 DR  |
| 21/04/2023                        | Trust to Cash Movement #88599352     |          | 868.24    |           | 6,893.30 DR  |
| 26/04/2023                        | Trust to Cash Movement #88756821     |          | 5,261.76  |           | 12,155.06 DR |
| 30/04/2023                        | Capitalised Accrued Interest for EOM |          | 6.22      |           | 12,161.28 DR |
| 12/05/2023                        | Transfer of Funds - Cash to Trust    |          |           | 2,465.00  | 9,696.28 DR  |
| 15/05/2023                        | Transfer of Funds - Cash to Trust    |          |           | 5,815.00  | 3,881.28 DR  |
| 17/05/2023                        | Trust to Cash Movement #90011150     |          | 1,800.21  |           | 5,681.49 DR  |
| 18/05/2023                        | Trust to Cash Movement #90020279     |          | 4,259.79  |           | 9,941.28 DR  |
| 22/05/2023                        | Direct Credit received RDB           |          | 40,000.00 |           | 49,941.28 DR |

**BCF Super Fund**  
**General Ledger Account Movement**  
**For the period from 1 July 2022 to 30 June 2023**

| Date                                   | Description                                       | Quantity | Debits    | Credits   | Balance            |
|--|---|----------|-----------|-----------|--------------------|
| <b>Assets</b>                          |   |          |           |           |                    |
| <b>Cash At Bank - Bell Direct</b>      |   |          |           |           |                    |
| 23/05/2023                             | Transfer of Funds - Cash to Trust                 |          |           | 36,387.47 | 13,553.81 DR       |
| 29/05/2023                             | Trust to Cash Movement #90616530                  |          | 6,110.00  |           | 19,663.81 DR       |
| 31/05/2023                             | Capitalised Accrued Interest for EOM              |          | 11.65     |           | 19,675.46 DR       |
| 08/06/2023                             | Transfer of Funds - Cash to Trust                 |          |           | 5,915.00  | 13,760.46 DR       |
| 09/06/2023                             | Transfer of Funds - Cash to Trust                 |          |           | 7,055.00  | 6,705.46 DR        |
| 14/06/2023                             | Transfer of Funds - Cash to Trust                 |          |           | 5,865.00  | 840.46 DR          |
| 20/06/2023                             | Trust to Cash Movement #91868435                  |          | 1,340.00  |           | 2,180.46 DR        |
| 22/06/2023                             | Trust to Cash Movement #92123507                  |          | 5,013.72  |           | 7,194.18 DR        |
| 27/06/2023                             | Transfer of Funds - Cash to Trust                 |          |           | 4,873.00  | 2,321.18 DR        |
| 30/06/2023                             | Capitalised Accrued Interest for EOM              |          | 7.46      |           | 2,328.64 DR        |
| 30/06/2023                             | <b>Closing Balance</b>                            |          |           |           | <b>2,328.64 DR</b> |
| <b>Cash At Bank - NAB Cash Manager</b> |   |          |           |           |                    |
| 01/07/2022                             | <b>Opening Balance</b>                            |          |           |           | <b>654.82 DR</b>   |
| 01/07/2022                             | INTERNET TRANSFER ONLINE V6958772144 q1 super rdb |          | 6,875.00  |           | 7,529.82 DR        |
| 18/07/2022                             | 001279361553 BBOZ DST 513275                      |          | 389.73    |           | 7,919.55 DR        |
| 21/07/2022                             | 001279723120 FOR DST 489549                       |          | 1,012.50  |           | 8,932.05 DR        |
| 29/07/2022                             | Credit interest                                   |          | 2.22      |           | 8,934.27 DR        |
| 31/08/2022                             | Credit interest                                   |          | 9.32      |           | 8,943.59 DR        |
| 16/09/2022                             | 001283813665 BTI SPC 16/09 535918                 |          | 2,960.00  |           | 11,903.59 DR       |
| 30/09/2022                             | 001284767782 LSF FNL DIV 609879                   |          | 1,012.50  |           | 12,916.09 DR       |
| 30/09/2022                             | 001284895925 WQG DIV 535917                       |          | 960.00    |           | 13,876.09 DR       |
| 30/09/2022                             | Credit interest                                   |          | 15.20     |           | 13,891.29 DR       |
| 05/10/2022                             | INTERNET TRANSFER ONLINE V1734037378 rdb super q2 |          | 6,875.00  |           | 20,766.29 DR       |
| 31/10/2022                             | Credit interest                                   |          | 36.48     |           | 20,802.77 DR       |
| 01/11/2022                             | MR JACK HENRY BEARDS                              |          | 2,000.00  |           | 22,802.77 DR       |
| 04/11/2022                             | S00037294781 MAGELLAN FLAGSHIP 444594             |          | 318.56    |           | 23,121.33 DR       |
| 10/11/2022                             | Swyftx CT.bgjji CT.bgjji AUD Payout               |          | 36,000.00 |           | 59,121.33 DR       |
| 30/11/2022                             | Credit interest                                   |          | 98.49     |           | 59,219.82 DR       |
| 08/12/2022                             | INTERNET BILL PAYMNT INTERNET BPAY REGAL INVEST   |          |           | 10,000.00 | 49,219.82 DR       |
| 30/12/2022                             | Credit interest                                   |          | 115.59    |           | 49,335.41 DR       |
| 09/01/2023                             | INTERNET TRANSFER ONLINE T9420551273 rdb super q3 |          | 6,875.00  |           | 56,210.41 DR       |
| 17/01/2023                             | 001288017911 FOR DST 489549                       |          | 300.00    |           | 56,510.41 DR       |
| 31/01/2023                             | 001289187839 RF1 DST 535592                       |          | 4,998.30  |           | 61,508.71 DR       |
| 31/01/2023                             | Credit interest                                   |          | 135.40    |           | 61,644.11 DR       |
| 06/02/2023                             | INTERNET BILL PAYMNT INTERNET BPAY BOARDROOM I    |          |           | 30,000.00 | 31,644.11 DR       |
| 28/02/2023                             | Credit interest                                   |          | 83.23     |           | 31,727.34 DR       |
| 02/03/2023                             | 001289791485 BTI ITM DIV 535918                   |          | 1,575.00  |           | 33,302.34 DR       |
| 31/03/2023                             | 001295103355 WQG DIV 535917                       |          | 1,300.00  |           | 34,602.34 DR       |
| 31/03/2023                             | Credit interest                                   |          | 83.55     |           | 34,685.89 DR       |
| 03/04/2023                             | INTERNET TRANSFER ONLINE B6056175202 rdb super q4 |          | 6,875.00  |           | 41,560.89 DR       |
| 04/04/2023                             | 001295045514 LSF ITM DIV 609879                   |          | 1,500.00  |           | 43,060.89 DR       |
| 13/04/2023                             | S00037294781 Hearts and Minds 255730              |          | 5,737.50  |           | 48,798.39 DR       |
| 28/04/2023                             | Credit interest                                   |          | 107.44    |           | 48,905.83 DR       |
| 04/05/2023                             | PC280423-193272642SuperChoice P/L 481471          |          | 198.85    |           | 49,104.68 DR       |
| 05/05/2023                             | S00037294781 TGF DIV 255730                       |          | 5,000.00  |           | 54,104.68 DR       |
| 12/05/2023                             | S00037294781 MAGELLAN FLAGSHIP 444594             |          | 225.00    |           | 54,329.68 DR       |
| 19/05/2023                             | INTERNET TRANSFER INTERNET TRANSFER BCF BELL C    |          |           | 40,000.00 | 14,329.68 DR       |
| 31/05/2023                             | Credit interest                                   |          | 111.94    |           | 14,441.62 DR       |
| 05/06/2023                             | INTERNET TRANSFER INTERNET TRANSFER 137430 1 BC   |          |           | 440.00    | 14,001.62 DR       |
| 06/06/2023                             | INTERNET BILL PAYMNT INTERNET BPAY TAX OFFICE P/  |          |           | 5,036.93  | 8,964.69 DR        |
| 06/06/2023                             | INTERNET TRANSFER INTERNET TRANSFER 7399 BCF SF   |          |           | 3,300.00  | 5,664.69 DR        |
| 30/06/2023                             | 001298090168 WQG QRTL DIV 535917                  |          | 492.00    |           | 6,156.69 DR        |
| 30/06/2023                             | Credit interest                                   |          | 20.93     |           | 6,177.62 DR        |
| 30/06/2023                             | <b>Closing Balance</b>                            |          |           |           | <b>6,177.62 DR</b> |

**BCF Super Fund**  
**General Ledger Account Movement**  
**For the period from 1 July 2022 to 30 June 2023**

| Date   | Description                                    | Quantity | Debits    | Credits   | Balance      |
|--|--|----------|-----------|-----------|--------------|
| <b>Assets</b>                                    |  |          |           |           |              |
| <b>Cash At Bank - Swyftx Crypto Bank Account</b> |  |          |           |           |              |
| 01/07/2022                                       | Opening Balance                                |          |           |           | 36,154.62 DR |
| 10/11/2022                                       | Withdrawal                                     |          |           | 36,000.00 | 154.62 DR    |
| 30/06/2023                                       | Closing Balance                                |          |           |           | 154.62 DR    |
| <b>Other Assets - Unsettled Trades</b>           |  |          |           |           |              |
| <b>Acquisitions - Managed Investments</b>        |  |          |           |           |              |
| <b>Frazis Fund</b>                               |  |          |           |           |              |
| 01/07/2022                                       | Opening Balance                                |          |           |           | 0.00         |
| 06/02/2023                                       | INTERNET BILL PAYMNT INTERNET BPAY BOARDROOM I |          |           | 30,000.00 | 30,000.00 CR |
| 06/02/2023                                       | INTERNET BILL PAYMNT INTERNET BPAY BOARDROOM I |          | 30,000.00 |           | 0.00 CR      |
| 30/06/2023                                       | Closing Balance                                |          |           |           | 0.00         |
| <b>Acquisitions - Shares in Listed Companies</b> |  |          |           |           |              |
| <b>Bailador Technology Investments Limited</b>   |  |          |           |           |              |
| 01/07/2022                                       | Opening Balance                                |          |           |           | 0.00         |
| 06/07/2022                                       | Purchase of 5000 of BTI @ \$1.395272           |          |           | 6,990.00  | 6,990.00 CR  |
| 06/07/2022                                       | Purchase of 5000 of BTI @ \$1.395272           |          | 6,990.00  |           | 0.00 CR      |
| 06/07/2022                                       | Purchase of 5000 of BTI @ \$1.405272           |          |           | 7,040.00  | 7,040.00 CR  |
| 06/07/2022                                       | Purchase of 5000 of BTI @ \$1.405272           |          | 7,040.00  |           | 0.00 CR      |
| 08/07/2022                                       | Purchase of 5000 of BTI @ \$1.380272           |          |           | 6,915.00  | 6,915.00 CR  |
| 08/07/2022                                       | Purchase of 5000 of BTI @ \$1.380272           |          | 6,855.00  |           | 60.00 CR     |
| 11/07/2022                                       | Purchase of 5000 of BTI @ \$1.380272           |          | 60.00     |           | 0.00 CR      |
| 21/07/2022                                       | Purchase of 5000 of BTI @ \$1.395236           |          |           | 6,988.00  | 6,988.00 CR  |
| 21/07/2022                                       | Purchase of 5000 of BTI @ \$1.420236           |          |           | 7,113.00  | 14,101.00 CR |
| 22/07/2022                                       | Purchase of 5000 of BTI @ \$1.395236           |          | 6,988.00  |           | 7,113.00 CR  |
| 22/07/2022                                       | Purchase of 5000 of BTI @ \$1.420236           |          | 7,113.00  |           | 0.00 CR      |
| 09/11/2022                                       | Purchase of 5000 of BTI @ \$1.290272           |          |           | 6,465.00  | 6,465.00 CR  |
| 10/11/2022                                       | Purchase of 5000 of BTI @ \$1.290272           |          | 6,465.00  |           | 0.00 CR      |
| 13/06/2023                                       | Purchase of 5000 of BTI @ \$1.170272           |          |           | 5,865.00  | 5,865.00 CR  |
| 14/06/2023                                       | Purchase of 5000 of BTI @ \$1.170272           |          | 5,865.00  |           | 0.00 CR      |
| 30/06/2023                                       | Closing Balance                                |          |           |           | 0.00         |
| <b>Hearts And Minds Investments Limited</b>      |  |          |           |           |              |
| 01/07/2022                                       | Opening Balance                                |          |           |           | 0.00         |
| 06/07/2022                                       | Purchase of 2500 of HM1 @ \$2.169808           |          |           | 5,438.16  | 5,438.16 CR  |
| 06/07/2022                                       | Purchase of 2500 of HM1 @ \$2.169808           |          | 5,438.16  |           | 0.00 CR      |
| 06/04/2023                                       | Purchase of 2500 of HM1 @ \$2.420544           |          |           | 6,065.00  | 6,065.00 CR  |
| 06/04/2023                                       | Purchase of 2500 of HM1 @ \$2.420544           |          | 6,065.00  |           | 0.00 CR      |
| 20/04/2023                                       | Purchase of 2500 of HM1 @ \$2.330544           |          |           | 5,840.00  | 5,840.00 CR  |
| 20/04/2023                                       | Purchase of 2500 of HM1 @ \$2.330544           |          | 1,023.24  |           | 4,816.76 CR  |
| 20/04/2023                                       | Purchase of 2500 of HM1 @ \$2.330544           |          | 5,685.00  |           | 868.24 DR    |
| 21/04/2023                                       | Purchase of 2500 of HM1 @ \$2.330544           |          |           | 868.24    | 0.00 CR      |
| 30/06/2023                                       | Closing Balance                                |          |           |           | 0.00         |
| <b>L1 Long Short Fund Limited</b>                |  |          |           |           |              |
| 01/07/2022                                       | Opening Balance                                |          |           |           | 0.00         |
| 19/07/2022                                       | Purchase of 2500 of LSF @ \$2.380472           |          |           | 5,963.00  | 5,963.00 CR  |
| 19/07/2022                                       | Purchase of 2500 of LSF @ \$2.380472           |          | 5,963.00  |           | 0.00 CR      |
| 26/07/2022                                       | Purchase of 2500 of LSF @ \$2.480472           |          |           | 6,213.00  | 6,213.00 CR  |
| 27/07/2022                                       | Purchase of 2500 of LSF @ \$2.480472           |          | 6,213.00  |           | 0.00 CR      |
| 16/11/2022                                       | Purchase of 3000 of LSF @ \$2.610453           |          |           | 7,845.00  | 7,845.00 CR  |
| 16/11/2022                                       | Purchase of 3000 of LSF @ \$2.610453           |          | 7,385.00  |           | 460.00 CR    |
| 17/11/2022                                       | Purchase of 3000 of LSF @ \$2.610453           |          | 460.00    |           | 0.00 CR      |
| 04/01/2023                                       | Purchase of 4500 of LSF @ \$2.770504           |          |           | 12,490.00 | 12,490.00 CR |
| 05/01/2023                                       | Purchase of 4500 of LSF @ \$2.770504           |          | 12,490.00 |           | 0.00 CR      |
| 12/01/2023                                       | Purchase of 3000 of LSF @ \$2.870453           |          |           | 8,625.00  | 8,625.00 CR  |
| 13/01/2023                                       | Purchase of 3000 of LSF @ \$2.870453           |          | 8,625.00  |           | 0.00 CR      |
| 11/05/2023                                       | Purchase of 3000 of LSF @ \$2.820453           |          |           | 8,475.00  | 8,475.00 CR  |
| 11/05/2023                                       | Purchase of 3000 of LSF @ \$2.820453           |          | 6,010.00  |           | 2,465.00 CR  |

**BCF Super Fund**  
**General Ledger Account Movement**  
**For the period from 1 July 2022 to 30 June 2023**

| Date  | Description                           | Quantity | Debits    | Credits   | Balance      |
|---|---------------------------------------|----------|-----------|-----------|--------------|
| <b>Assets</b>                                   |                                       |          |           |           |              |
| 12/05/2023                                      | Purchase of 3000 of LSF @ \$2.820453  |          | 2,465.00  |           | 0.00 CR      |
| 30/06/2023                                      | <b>Closing Balance</b>                |          |           |           | <b>0.00</b>  |
| <b>MFF Capital Investments Limited</b>          |                                       |          |           |           |              |
| 01/07/2022                                      | <b>Opening Balance</b>                |          |           |           | <b>0.00</b>  |
| 12/08/2022                                      | Purchase of 3000 of MFF @ \$2.630453  |          |           | 7,905.00  | 7,905.00 CR  |
| 12/08/2022                                      | Purchase of 3000 of MFF @ \$2.630453  |          | 6,510.00  |           | 1,395.00 CR  |
| 12/08/2022                                      | Purchase of 3000 of MFF @ \$2.630453  |          | 6,835.00  |           | 5,440.00 DR  |
| 15/08/2022                                      | Purchase of 3000 of MFF @ \$2.630453  |          |           | 5,440.00  | 0.00 CR      |
| 22/08/2022                                      | Purchase of 3000 of MFF @ \$2.640453  |          |           | 7,935.00  | 7,935.00 CR  |
| 23/08/2022                                      | Purchase of 3000 of MFF @ \$2.540453  |          |           | 5,388.00  | 13,323.00 CR |
| 23/08/2022                                      | Purchase of 3000 of MFF @ \$2.540453  |          |           | 7,635.00  | 20,958.00 CR |
| 23/08/2022                                      | Purchase of 3000 of MFF @ \$2.540453  |          | 6,537.00  |           | 14,421.00 CR |
| 23/08/2022                                      | Purchase of 3000 of MFF @ \$2.640453  |          | 7,935.00  |           | 6,486.00 CR  |
| 24/08/2022                                      | Purchase of 3000 of MFF @ \$2.540453  |          | 6,486.00  |           | 0.00 CR      |
| 12/10/2022                                      | Purchase of 3000 of MFF @ \$2.270453  |          |           | 6,825.00  | 6,825.00 CR  |
| 13/10/2022                                      | Purchase of 3000 of MFF @ \$2.270453  |          | 6,825.00  |           | 0.00 CR      |
| 30/06/2023                                      | <b>Closing Balance</b>                |          |           |           | <b>0.00</b>  |
| <b>New Hope Corporation Limited</b>             |                                       |          |           |           |              |
| 01/07/2022                                      | <b>Opening Balance</b>                |          |           |           | <b>0.00</b>  |
| 22/05/2023                                      | Purchase of 8000 of NHC @ \$5.310482  |          |           | 42,522.47 | 42,522.47 CR |
| 22/05/2023                                      | Purchase of 8000 of NHC @ \$5.310482  |          | 6,135.00  |           | 36,387.47 CR |
| 23/05/2023                                      | Purchase of 8000 of NHC @ \$5.310482  |          | 36,387.47 |           | 0.00 CR      |
| 08/06/2023                                      | Purchase of 2000 of NHC @ \$5.141135  |          |           | 10,305.00 | 10,305.00 CR |
| 08/06/2023                                      | Purchase of 2000 of NHC @ \$5.141135  |          | 10,305.00 |           | 0.00 CR      |
| 26/06/2023                                      | Purchase of 1000 of NHC @ \$4.86118   |          |           | 4,873.00  | 4,873.00 CR  |
| 27/06/2023                                      | Purchase of 1000 of NHC @ \$4.86118   |          | 4,873.00  |           | 0.00 CR      |
| 30/06/2023                                      | <b>Closing Balance</b>                |          |           |           | <b>0.00</b>  |
| <b>Thorney Technologies Ltd</b>                 |                                       |          |           |           |              |
| 01/07/2022                                      | <b>Opening Balance</b>                |          |           |           | <b>0.00</b>  |
| 04/08/2022                                      | Purchase of 15000 of TEK @ \$0.250091 |          |           | 3,765.00  | 3,765.00 CR  |
| 05/08/2022                                      | Purchase of 15000 of TEK @ \$0.250091 |          | 3,765.00  |           | 0.00 CR      |
| 03/02/2023                                      | Purchase of 30000 of TEK @ \$0.190045 |          |           | 5,715.00  | 5,715.00 CR  |
| 03/02/2023                                      | Purchase of 30000 of TEK @ \$0.190045 |          | 5,715.00  |           | 0.00 CR      |
| 13/03/2023                                      | Purchase of 30000 of TEK @ \$0.200045 |          |           | 6,015.00  | 6,015.00 CR  |
| 14/03/2023                                      | Purchase of 30000 of TEK @ \$0.200045 |          | 6,015.00  |           | 0.00 CR      |
| 31/03/2023                                      | Purchase of 6026 of TEK @ \$0.180226  |          |           | 1,099.68  | 1,099.68 CR  |
| 03/04/2023                                      | Purchase of 23974 of TEK @ \$0.18     |          |           | 4,315.32  | 5,415.00 CR  |
| 03/04/2023                                      | Purchase of 6026 of TEK @ \$0.180226  |          | 1,099.68  |           | 4,315.32 CR  |
| 04/04/2023                                      | Purchase of 23974 of TEK @ \$0.18     |          | 4,315.32  |           | 0.00 CR      |
| 30/06/2023                                      | <b>Closing Balance</b>                |          |           |           | <b>0.00</b>  |
| <b>Tribeca Global Natural Resources Limited</b> |                                       |          |           |           |              |
| 01/07/2022                                      | <b>Opening Balance</b>                |          |           |           | <b>0.00</b>  |
| 23/08/2022                                      | Purchase of 2500 of TGF @ \$2.150472  |          |           | 5,388.00  | 5,388.00 CR  |
| 23/08/2022                                      | Purchase of 2500 of TGF @ \$2.150472  |          | 5,388.00  |           | 0.00 CR      |
| 12/10/2022                                      | Purchase of 2500 of TGF @ \$2.020544  |          |           | 5,065.00  | 5,065.00 CR  |
| 13/10/2022                                      | Purchase of 2500 of TGF @ \$2.020544  |          | 5,065.00  |           | 0.00 CR      |
| 14/02/2023                                      | Purchase of 2500 of TGF @ \$2.360544  |          |           | 5,915.00  | 5,915.00 CR  |
| 15/02/2023                                      | Purchase of 2500 of TGF @ \$2.360544  |          | 5,915.00  |           | 0.00 CR      |
| 21/02/2023                                      | Purchase of 2500 of TGF @ \$2.220544  |          |           | 5,565.00  | 5,565.00 CR  |
| 22/02/2023                                      | Purchase of 2500 of TGF @ \$2.220544  |          | 5,565.00  |           | 0.00 CR      |
| 08/06/2023                                      | Purchase of 4000 of TGF @ \$1.73034   |          |           | 6,935.00  | 6,935.00 CR  |
| 08/06/2023                                      | Purchase of 4000 of TGF @ \$1.73034   |          | 6,935.00  |           | 0.00 CR      |
| 30/06/2023                                      | <b>Closing Balance</b>                |          |           |           | <b>0.00</b>  |

**BCF Super Fund**  
**General Ledger Account Movement**  
**For the period from 1 July 2022 to 30 June 2023**

| Date  | Description                           | Quantity | Debits    | Credits   | Balance      |
|---|---------------------------------------|----------|-----------|-----------|--------------|
| <b>Assets</b>   |                                       |          |           |           |              |
| <b>Wcm Global Growth Limited</b>  |                                       |          |           |           |              |
| 01/07/2022  | Opening Balance                       |          |           |           | 0.00         |
| 14/11/2022  | Purchase of 8000 of WQG @ \$1.18017   |          |           | 9,455.00  | 9,455.00 CR  |
| 15/11/2022  | Purchase of 8000 of WQG @ \$1.18017   |          | 9,455.00  |           | 0.00 CR      |
| 03/02/2023  | Purchase of 10000 of WQG @ \$1.110227 |          |           | 11,125.00 | 11,125.00 CR |
| 03/02/2023  | Purchase of 10000 of WQG @ \$1.110227 |          | 11,125.00 |           | 0.00 CR      |
| 07/06/2023  | Purchase of 5000 of WQG @ \$1.180272  |          |           | 5,915.00  | 5,915.00 CR  |
| 08/06/2023  | Purchase of 5000 of WQG @ \$1.180272  |          | 5,915.00  |           | 0.00 CR      |
| 30/06/2023  | Closing Balance                       |          |           |           | 0.00         |
| <b>Acquisitions - Units In Listed Unit Trusts</b>   |                                       |          |           |           |              |
| <b>Betashares Australian Strong Bear (Hedge Fund) - Betashares Australian Strong Bear (Hedge Fu</b> |                                       |          |           |           |              |
| 01/07/2022  | Opening Balance                       |          |           |           | 0.00         |
| 12/07/2022  | Purchase of 2000 of BBOZ @ \$4.71059  |          |           | 9,433.00  | 9,433.00 CR  |
| 14/07/2022  | Purchase of 2000 of BBOZ @ \$4.71059  |          | 9,433.00  |           | 0.00 CR      |
| 08/06/2023  | Purchase of 4000 of BBOZ @ \$3.590568 |          |           | 6,935.00  | 6,935.00 CR  |
| 08/06/2023  | Purchase of 4000 of BBOZ @ \$3.590568 |          |           | 10,305.00 | 17,240.00 CR |
| 08/06/2023  | Purchase of 4000 of BBOZ @ \$3.590568 |          |           | 14,385.00 | 31,625.00 CR |
| 08/06/2023  | Purchase of 4000 of BBOZ @ \$3.590568 |          | 11,345.00 |           | 20,280.00 CR |
| 08/06/2023  | Purchase of 4000 of BBOZ @ \$3.590568 |          | 13,225.00 |           | 7,055.00 CR  |
| 09/06/2023  | Purchase of 4000 of BBOZ @ \$3.590568 |          | 7,055.00  |           | 0.00 CR      |
| 30/06/2023  | Closing Balance                       |          |           |           | 0.00         |
| <b>ETFs Ultra Short Nasdaq 100 Hedge Fund - ETFs Ultra Short Nasdaq 100 Hedge Fund</b>              |                                       |          |           |           |              |
| 01/07/2022  | Opening Balance                       |          |           |           | 0.00         |
| 12/07/2022  | Purchase of 1500 of SNAS @ \$5.140787 |          |           | 7,723.00  | 7,723.00 CR  |
| 14/07/2022  | Purchase of 1500 of SNAS @ \$5.140787 |          | 7,723.00  |           | 0.00 CR      |
| 30/06/2023  | Closing Balance                       |          |           |           | 0.00         |
| <b>Forager Australian Shares Fund - Ordinary Units Fully Paid</b>                                   |                                       |          |           |           |              |
| 01/07/2022  | Opening Balance                       |          |           |           | 0.00         |
| 21/07/2022  | Purchase of 1058 of FOR @ \$1.271115  |          |           | 1,356.66  | 1,356.66 CR  |
| 22/07/2022  | Purchase of 1058 of FOR @ \$1.271115  |          | 1,356.66  |           | 0.00 CR      |
| 22/07/2022  | Purchase of 5442 of FOR @ \$1.29      |          |           | 7,020.18  | 7,020.18 CR  |
| 22/07/2022  | Purchase of 5442 of FOR @ \$1.29      |          | 3,662.00  |           | 3,358.18 CR  |
| 25/07/2022  | Purchase of 5442 of FOR @ \$1.29      |          | 3,358.18  |           | 0.00 CR      |
| 30/06/2023  | Closing Balance                       |          |           |           | 0.00         |
| <b>Global X Ultra Long Nasdaq 100 Hedge Fund - Global X Ultra Long Nasdaq 100 Hedge Fund</b>        |                                       |          |           |           |              |
| 01/07/2022  | Opening Balance                       |          |           |           | 0.00         |
| 22/03/2023  | Purchase of 1500 of LNAS @ \$5.930907 |          |           | 8,910.00  | 8,910.00 CR  |
| 22/03/2023  | Purchase of 1500 of LNAS @ \$5.930907 |          | 6,685.00  |           | 2,225.00 CR  |
| 23/03/2023  | Purchase of 1500 of LNAS @ \$5.930907 |          | 2,225.00  |           | 0.00 CR      |
| 30/06/2023  | Closing Balance                       |          |           |           | 0.00         |
| <b>Ophir High Conviction Fund - Ordinary Units Fully Paid</b>                                       |                                       |          |           |           |              |
| 01/07/2022  | Opening Balance                       |          |           |           | 0.00         |
| 04/07/2022  | Purchase of 3000 of OPH @ \$2.370453  |          |           | 7,125.00  | 7,125.00 CR  |
| 04/07/2022  | Purchase of 3000 of OPH @ \$2.370453  |          | 5,945.00  |           | 1,180.00 CR  |
| 05/07/2022  | Purchase of 3000 of OPH @ \$2.370453  |          | 1,180.00  |           | 0.00 CR      |
| 20/07/2022  | OPH DRP                               |          |           | 5,010.08  | 5,010.08 CR  |
| 20/07/2022  | OPH DRP                               |          | 5,010.08  |           | 0.00 CR      |
| 21/07/2022  | Purchase of 3000 of OPH @ \$2.564393  |          |           | 7,705.00  | 7,705.00 CR  |
| 22/07/2022  | Purchase of 3000 of OPH @ \$2.564393  |          | 7,705.00  |           | 0.00 CR      |
| 09/08/2022  | Purchase of 2500 of OPH @ \$2.600544  |          |           | 6,515.00  | 6,515.00 CR  |
| 09/08/2022  | Purchase of 2500 of OPH @ \$2.600544  |          | 6,285.00  |           | 230.00 CR    |
| 10/08/2022  | Purchase of 2500 of OPH @ \$2.600544  |          | 230.00    |           | 0.00 CR      |
| 19/08/2022  | Purchase of 2500 of OPH @ \$2.580544  |          |           | 6,465.00  | 6,465.00 CR  |
| 22/08/2022  | Purchase of 2500 of OPH @ \$2.580544  |          | 6,465.00  |           | 0.00 CR      |
| 09/11/2022  | Purchase of 3855 of OPH @ \$2.500353  |          |           | 9,652.50  | 9,652.50 CR  |
| 10/11/2022  | Purchase of 3855 of OPH @ \$2.500353  |          | 9,652.50  |           | 0.00 CR      |
| 28/11/2022  | Purchase of 3000 of OPH @ \$2.450453  |          |           | 7,365.00  | 7,365.00 CR  |



**BCF Super Fund**  
**General Ledger Account Movement**  
**For the period from 1 July 2022 to 30 June 2023**

| Date   | Description                            | Quantity | Debits    | Credits   | Balance             |
|--|--|----------|-----------|-----------|---------------------|
| <b>Assets</b>  |  |          |           |           |                     |
| 28/11/2022   | Purchase of 3000 of OPH @ \$2.450453   |          | 6,585.00  |           | 780.00 CR           |
| 29/11/2022   | Purchase of 3000 of OPH @ \$2.450453   |          | 780.00    |           | 0.00 CR             |
| 18/01/2023   | Purchase of 3000 of OPH @ \$2.380453   |          |           | 7,155.00  | 7,155.00 CR         |
| 19/01/2023   | Purchase of 3000 of OPH @ \$2.380453   |          | 7,155.00  |           | 0.00 CR             |
| 05/04/2023   | Purchase of 2500 of OPH @ \$2.360544   |          |           | 5,915.00  | 5,915.00 CR         |
| 06/04/2023   | Purchase of 2500 of OPH @ \$2.360544   |          | 5,915.00  |           | 0.00 CR             |
| 12/05/2023   | Purchase of 2500 of OPH @ \$2.320544   |          |           | 5,815.00  | 5,815.00 CR         |
| 15/05/2023   | Purchase of 2500 of OPH @ \$2.320544   |          | 5,815.00  |           | 0.00 CR             |
| 19/06/2023   | Purchase of 5000 of OPH @ \$2.490454   |          |           | 12,475.00 | 12,475.00 CR        |
| 19/06/2023   | Purchase of 5000 of OPH @ \$2.490454   |          | 12,475.00 |           | 0.00 CR             |
| <b>30/06/2023</b>  | <b>Closing Balance</b>                 |          |           |           | <b>0.00</b>         |
| <b>Regal Investment Fund - Ordinary Units Fully Paid</b> |  |          |           |           |                     |
| <b>01/07/2022</b>  | <b>Opening Balance</b>                 |          |           |           | <b>11,500.00 CR</b> |
| 01/07/2022   | Purchase of 2000 of RF1 @ \$2.810455   |          | 5,630.00  |           | 5,870.00 CR         |
| 01/07/2022   | Purchase of 2000 of RF1 @ \$2.930455   |          | 5,870.00  |           | 0.00 CR             |
| 17/08/2022   | Purchase of 2500 of RF1 @ \$3.180544   |          |           | 7,965.00  | 7,965.00 CR         |
| 18/08/2022   | Purchase of 2500 of RF1 @ \$3.180544   |          | 7,965.00  |           | 0.00 CR             |
| 22/08/2022   | RF1 DRP                                |          |           | 8,868.96  | 8,868.96 CR         |
| 22/08/2022   | RF1 DRP                                |          | 8,868.96  |           | 0.00 CR             |
| 26/09/2022   | Purchase of 2000 of RF1 @ \$3.11068    |          |           | 6,235.00  | 6,235.00 CR         |
| 27/09/2022   | Purchase of 2000 of RF1 @ \$3.11068    |          | 6,235.00  |           | 0.00 CR             |
| 09/11/2022   | Purchase of 2411 of RF1 @ \$3.180564   |          |           | 7,681.98  | 7,681.98 CR         |
| 10/11/2022   | Purchase of 2411 of RF1 @ \$3.180564   |          | 7,681.98  |           | 0.00 CR             |
| 08/12/2022   | 301c                                   |          | 10,000.00 |           | 10,000.00 DR        |
| 19/12/2022   | 301c                                   |          |           | 10,000.00 | 0.00 CR             |
| 02/02/2023   | Purchase of 3000 of RF1 @ \$2.899753   |          |           | 8,712.90  | 8,712.90 CR         |
| 02/02/2023   | Purchase of 3000 of RF1 @ \$2.899753   |          | 8,712.90  |           | 0.00 CR             |
| 24/02/2023   | Purchase of 3000 of RF1 @ \$2.730393   |          |           | 8,203.00  | 8,203.00 CR         |
| 24/02/2023   | Purchase of 3000 of RF1 @ \$2.730393   |          | 5,515.80  |           | 2,687.20 CR         |
| 24/02/2023   | Purchase of 3000 of RF1 @ \$2.730393   |          | 6,512.00  |           | 3,824.80 DR         |
| 27/02/2023   | Purchase of 3000 of RF1 @ \$2.730393   |          |           | 3,824.80  | 0.00 CR             |
| <b>30/06/2023</b>  | <b>Closing Balance</b>                 |          |           |           | <b>0.00</b>         |
| <b>Disposals - Shares in Listed Companies</b>            |  |          |           |           |                     |
| <b>Bailador Technology Investments Limited</b>           |  |          |           |           |                     |
| <b>01/07/2022</b>  | <b>Opening Balance</b>                 |          |           |           | <b>0.00</b>         |
| 12/07/2022   | Sale of 5000 units of BTI @ \$1.387792 |          | 6,927.14  |           | 6,927.14 DR         |
| 12/07/2022   | Sale of 5000 units of BTI @ \$1.389764 |          | 6,937.00  |           | 13,864.14 DR        |
| 14/07/2022   | Sale of 5000 units of BTI @ \$1.387792 |          |           | 6,927.14  | 6,937.00 DR         |
| 14/07/2022   | Sale of 5000 units of BTI @ \$1.389764 |          |           | 6,937.00  | 0.00 CR             |
| <b>30/06/2023</b>  | <b>Closing Balance</b>                 |          |           |           | <b>0.00</b>         |
| <b>Hearts And Minds Investments Limited</b>              |  |          |           |           |                     |
| <b>01/07/2022</b>  | <b>Opening Balance</b>                 |          |           |           | <b>0.00</b>         |
| 12/07/2022   | Sale of 5000 units of HM1 @ \$2.209764 |          | 11,037.00 |           | 11,037.00 DR        |
| 14/07/2022   | Sale of 5000 units of HM1 @ \$2.209764 |          |           | 11,037.00 | 0.00 CR             |
| 08/08/2022   | Sale of 2500 units of HM1 @ \$2.519456 |          | 6,285.00  |           | 6,285.00 DR         |
| 09/08/2022   | Sale of 2500 units of HM1 @ \$2.519456 |          |           | 6,285.00  | 0.00 CR             |
| 23/02/2023   | Sale of 2500 units of HM1 @ \$2.609528 |          | 6,512.00  |           | 6,512.00 DR         |
| 24/02/2023   | Sale of 2500 units of HM1 @ \$2.609528 |          |           | 6,512.00  | 0.00 CR             |
| <b>30/06/2023</b>  | <b>Closing Balance</b>                 |          |           |           | <b>0.00</b>         |
| <b>L1 Long Short Fund Limited</b>                        |  |          |           |           |                     |
| <b>01/07/2022</b>  | <b>Opening Balance</b>                 |          |           |           | <b>6,490.00 DR</b>  |
| 01/07/2022   | Sale of 2500 units of LSF @ \$2.599636 |          |           | 6,490.00  | 0.00 CR             |
| 12/08/2022   | Sale of 2500 units of LSF @ \$2.609456 |          |           | 6,510.00  | 6,510.00 CR         |
| 12/08/2022   | Sale of 2500 units of LSF @ \$2.609456 |          | 6,510.00  |           | 0.00 CR             |
| 03/02/2023   | Sale of 3000 units of LSF @ \$2.869547 |          |           | 8,595.00  | 8,595.00 CR         |
| 03/02/2023   | Sale of 3000 units of LSF @ \$2.869547 |          | 8,595.00  |           | 0.00 CR             |
| 22/03/2023   | Sale of 2500 units of LSF @ \$2.679456 |          |           | 6,685.00  | 6,685.00 CR         |

**BCF Super Fund**  
**General Ledger Account Movement**  
**For the period from 1 July 2022 to 30 June 2023**

| Date  | Description                             | Quantity | Debits    | Credits   | Balance      |
|---|---|----------|-----------|-----------|--------------|
| <b>Assets</b>                                   |   |          |           |           |              |
| 22/03/2023                                      | Sale of 2500 units of LSF @ \$2.679456  |          | 6,685.00  |           | 0.00 CR      |
| 29/03/2023                                      | Sale of 2500 units of LSF @ \$2.719456  |          | 6,785.00  |           | 6,785.00 DR  |
| 31/03/2023                                      | Sale of 2500 units of LSF @ \$2.719456  |          |           | 6,785.00  | 0.00 CR      |
| <b>30/06/2023</b>                               | <b>Closing Balance</b>                  |          |           |           | <b>0.00</b>  |
| <b>MFF Capital Investments Limited</b>          |   |          |           |           |              |
| <b>01/07/2022</b>                               | <b>Opening Balance</b>                  |          |           |           | <b>0.00</b>  |
| 24/08/2022                                      | Sale of 1036 units of MFF @ \$2.588861  |          | 2,670.24  |           | 2,670.24 DR  |
| 26/08/2022                                      | Sale of 1036 units of MFF @ \$2.588861  |          |           | 2,670.24  | 0.00 CR      |
| 28/10/2022                                      | Sale of 5964 units of MFF @ \$2.349619  |          | 13,990.40 |           | 13,990.40 DR |
| 01/11/2022                                      | Sale of 5964 units of MFF @ \$2.349619  |          |           | 13,990.40 | 0.00 CR      |
| 08/06/2023                                      | Sale of 5000 units of MFF @ \$2.649546  |          |           | 13,225.00 | 13,225.00 CR |
| 08/06/2023                                      | Sale of 5000 units of MFF @ \$2.649546  |          | 13,225.00 |           | 0.00 CR      |
| <b>30/06/2023</b>                               | <b>Closing Balance</b>                  |          |           |           | <b>0.00</b>  |
| <b>Thorney Technologies Ltd</b>                 |   |          |           |           |              |
| <b>01/07/2022</b>                               | <b>Opening Balance</b>                  |          |           |           | <b>0.00</b>  |
| 22/07/2022                                      | Sale of 15000 units of TEK @ \$0.244921 |          |           | 3,662.00  | 3,662.00 CR  |
| 22/07/2022                                      | Sale of 15000 units of TEK @ \$0.244921 |          | 3,662.00  |           | 0.00 CR      |
| 28/07/2022                                      | Sale of 15000 units of TEK @ \$0.259921 |          | 3,887.00  |           | 3,887.00 DR  |
| 01/08/2022                                      | Sale of 15000 units of TEK @ \$0.259921 |          |           | 3,887.00  | 0.00 CR      |
| 16/02/2023                                      | Sale of 30000 units of TEK @ \$0.214955 |          | 6,435.00  |           | 6,435.00 DR  |
| 20/02/2023                                      | Sale of 30000 units of TEK @ \$0.214955 |          |           | 6,435.00  | 0.00 CR      |
| 19/04/2023                                      | Sale of 30000 units of TEK @ \$0.189955 |          | 5,685.00  |           | 5,685.00 DR  |
| 20/04/2023                                      | Sale of 30000 units of TEK @ \$0.189955 |          |           | 5,685.00  | 0.00 CR      |
| <b>30/06/2023</b>                               | <b>Closing Balance</b>                  |          |           |           | <b>0.00</b>  |
| <b>Tribeca Global Natural Resources Limited</b> |   |          |           |           |              |
| <b>01/07/2022</b>                               | <b>Opening Balance</b>                  |          |           |           | <b>0.00</b>  |
| 02/02/2023                                      | Sale of 5000 units of TGF @ \$2.449546  |          |           | 8,712.90  | 8,712.90 CR  |
| 02/02/2023                                      | Sale of 5000 units of TGF @ \$2.449546  |          | 12,225.00 |           | 3,512.10 DR  |
| 03/02/2023                                      | Sale of 5000 units of TGF @ \$2.449546  |          |           | 5,715.00  | 2,202.90 CR  |
| 03/02/2023                                      | Sale of 5000 units of TGF @ \$2.449546  |          |           | 11,125.00 | 13,327.90 CR |
| 03/02/2023                                      | Sale of 5000 units of TGF @ \$2.449546  |          | 8,595.00  |           | 4,732.90 CR  |
| 06/02/2023                                      | Sale of 5000 units of TGF @ \$2.449546  |          | 4,732.90  |           | 0.00 CR      |
| <b>30/06/2023</b>                               | <b>Closing Balance</b>                  |          |           |           | <b>0.00</b>  |
| <b>Wcm Global Growth Limited</b>                |   |          |           |           |              |
| <b>01/07/2022</b>                               | <b>Opening Balance</b>                  |          |           |           | <b>0.00</b>  |
| 12/07/2022                                      | Sale of 8000 units of WQG @ \$1.226071  |          | 9,796.75  |           | 9,796.75 DR  |
| 14/07/2022                                      | Sale of 8000 units of WQG @ \$1.226071  |          |           | 9,796.75  | 0.00 CR      |
| 16/02/2023                                      | Sale of 5000 units of WQG @ \$1.149728  |          | 5,735.00  |           | 5,735.00 DR  |
| 20/02/2023                                      | Sale of 5000 units of WQG @ \$1.149728  |          |           | 5,735.00  | 0.00 CR      |
| 22/02/2023                                      | Sale of 245 units of WQG @ \$1.154449   |          | 269.20    |           | 269.20 DR    |
| 23/02/2023                                      | Sale of 4755 units of WQG @ \$1.16      |          | 5,515.80  |           | 5,785.00 DR  |
| 24/02/2023                                      | Sale of 245 units of WQG @ \$1.154449   |          |           | 269.20    | 5,515.80 DR  |
| 24/02/2023                                      | Sale of 4755 units of WQG @ \$1.16      |          |           | 5,515.80  | 0.00 CR      |
| 10/05/2023                                      | Sale of 5000 units of WQG @ \$1.204728  |          | 6,010.00  |           | 6,010.00 DR  |
| 11/05/2023                                      | Sale of 5000 units of WQG @ \$1.204728  |          |           | 6,010.00  | 0.00 CR      |
| 15/05/2023                                      | Sale of 1494 units of WQG @ \$1.21409   |          | 1,800.21  |           | 1,800.21 DR  |
| 16/05/2023                                      | Sale of 3506 units of WQG @ \$1.215     |          | 4,259.79  |           | 6,060.00 DR  |
| 17/05/2023                                      | Sale of 1494 units of WQG @ \$1.21409   |          |           | 1,800.21  | 4,259.79 DR  |
| 18/05/2023                                      | Sale of 3506 units of WQG @ \$1.215     |          |           | 4,259.79  | 0.00 CR      |
| 22/05/2023                                      | Sale of 5000 units of WQG @ \$1.229728  |          |           | 6,135.00  | 6,135.00 CR  |
| 22/05/2023                                      | Sale of 5000 units of WQG @ \$1.229728  |          | 6,135.00  |           | 0.00 CR      |
| <b>30/06/2023</b>                               | <b>Closing Balance</b>                  |          |           |           | <b>0.00</b>  |

**BCF Super Fund**  
**General Ledger Account Movement**  
**For the period from 1 July 2022 to 30 June 2023**

| Date  | Description                             | Quantity | Debits    | Credits   | Balance      |
|---|---|----------|-----------|-----------|--------------|
| <b>Assets</b>   |   |          |           |           |              |
| <b>Disposals - Units In Listed Unit Trusts</b>  |   |          |           |           |              |
| <b>Betashares Australian Strong Bear (Hedge Fund) - Betashares Australian Strong Bear (Hedge Fu</b> |   |          |           |           |              |
| 01/07/2022  | Opening Balance                         |          |           |           | 4,780.00 DR  |
| 01/07/2022  | Sale of 1000 units of BBOZ @ \$4.78909  |          |           | 4,780.00  | 0.00 CR      |
| 08/07/2022  | Sale of 1500 units of BBOZ @ \$4.579093 |          |           | 6,855.00  | 6,855.00 CR  |
| 08/07/2022  | Sale of 1500 units of BBOZ @ \$4.579093 |          | 6,855.00  |           | 0.00 CR      |
| 25/10/2022  | Sale of 1500 units of BBOZ @ \$4.169093 |          | 6,240.00  |           | 6,240.00 DR  |
| 27/10/2022  | Sale of 1500 units of BBOZ @ \$4.169093 |          |           | 6,240.00  | 0.00 CR      |
| 16/11/2022  | Sale of 2000 units of BBOZ @ \$3.69932  |          |           | 7,385.00  | 7,385.00 CR  |
| 16/11/2022  | Sale of 2000 units of BBOZ @ \$3.69932  |          | 7,385.00  |           | 0.00 CR      |
| 16/06/2023  | Sale of 4000 units of BBOZ @ \$3.459432 |          | 13,815.00 |           | 13,815.00 DR |
| 19/06/2023  | Sale of 4000 units of BBOZ @ \$3.459432 |          |           | 12,475.00 | 1,340.00 DR  |
| 20/06/2023  | Sale of 4000 units of BBOZ @ \$3.459432 |          |           | 1,340.00  | 0.00 CR      |
| 30/06/2023  | Closing Balance                         |          |           |           | 0.00         |
| <b>ETFS Ultra Short Nasdaq 100 Hedge Fund - ETFS Ultra Short Nasdaq 100 Hedge Fund</b>              |   |          |           |           |              |
| 01/07/2022  | Opening Balance                         |          |           |           | 0.00         |
| 06/07/2022  | Sale of 1500 units of SNAS @ \$5.189093 |          |           | 7,770.00  | 7,770.00 CR  |
| 06/07/2022  | Sale of 1500 units of SNAS @ \$5.189093 |          | 7,770.00  |           | 0.00 CR      |
| 25/10/2022  | Sale of 1000 units of SNAS @ \$5.17864  |          | 5,165.00  |           | 5,165.00 DR  |
| 27/10/2022  | Sale of 1000 units of SNAS @ \$5.17864  |          |           | 5,165.00  | 0.00 CR      |
| 09/01/2023  | Sale of 3000 units of SNAS @ \$5.399243 |          | 16,175.00 |           | 16,175.00 DR |
| 11/01/2023  | Sale of 3000 units of SNAS @ \$5.399243 |          |           | 16,175.00 | 0.00 CR      |
| 30/06/2023  | Closing Balance                         |          |           |           | 0.00         |
| <b>Forager Australian Shares Fund - Ordinary Units Fully Paid</b>                                   |   |          |           |           |              |
| 01/07/2022  | Opening Balance                         |          |           |           | 0.00         |
| 20/09/2022  | Sale of 5000 units of FOR @ \$1.329728  |          | 6,635.00  |           | 6,635.00 DR  |
| 23/09/2022  | Sale of 5000 units of FOR @ \$1.329728  |          |           | 6,635.00  | 0.00 CR      |
| 28/11/2022  | Sale of 5000 units of FOR @ \$1.319728  |          |           | 6,585.00  | 6,585.00 CR  |
| 28/11/2022  | Sale of 5000 units of FOR @ \$1.319728  |          | 6,585.00  |           | 0.00 CR      |
| 29/12/2022  | Sale of 10000 units of FOR @ \$1.359773 |          | 13,575.00 |           | 13,575.00 DR |
| 03/01/2023  | Sale of 10000 units of FOR @ \$1.359773 |          |           | 13,575.00 | 0.00 CR      |
| 30/06/2023  | Closing Balance                         |          |           |           | 0.00         |
| <b>Global X Ultra Long Nasdaq 100 Hedge Fund - Global X Ultra Long Nasdaq 100 Hedge Fund</b>        |   |          |           |           |              |
| 01/07/2022  | Opening Balance                         |          |           |           | 0.00         |
| 08/06/2023  | Sale of 1500 units of LNAS @ \$7.578487 |          |           | 11,345.00 | 11,345.00 CR |
| 08/06/2023  | Sale of 1500 units of LNAS @ \$7.578487 |          | 11,345.00 |           | 0.00 CR      |
| 30/06/2023  | Closing Balance                         |          |           |           | 0.00         |
| <b>Ophir High Conviction Fund - Ordinary Units Fully Paid</b>                                       |   |          |           |           |              |
| 01/07/2022  | Opening Balance                         |          |           |           | 0.00         |
| 06/07/2022  | Sale of 3000 units of OPH @ \$2.599547  |          |           | 5,438.16  | 5,438.16 CR  |
| 06/07/2022  | Sale of 3000 units of OPH @ \$2.599547  |          |           | 6,990.00  | 12,428.16 CR |
| 06/07/2022  | Sale of 3000 units of OPH @ \$2.599547  |          |           | 7,040.00  | 19,468.16 CR |
| 06/07/2022  | Sale of 3000 units of OPH @ \$2.599547  |          | 6,105.00  |           | 13,363.16 CR |
| 06/07/2022  | Sale of 3000 units of OPH @ \$2.599547  |          | 7,770.00  |           | 5,593.16 CR  |
| 06/07/2022  | Sale of 3000 units of OPH @ \$2.599547  |          | 7,785.00  |           | 2,191.84 DR  |
| 07/07/2022  | Sale of 3000 units of OPH @ \$2.599547  |          |           | 2,191.84  | 0.00 CR      |
| 19/07/2022  | Sale of 3000 units of OPH @ \$2.669607  |          |           | 5,963.00  | 5,963.00 CR  |
| 19/07/2022  | Sale of 3000 units of OPH @ \$2.669607  |          | 7,997.00  |           | 2,034.00 DR  |
| 21/07/2022  | Sale of 3000 units of OPH @ \$2.669607  |          |           | 2,034.00  | 0.00 CR      |
| 11/08/2022  | Sale of 2500 units of OPH @ \$2.739456  |          | 6,835.00  |           | 6,835.00 DR  |
| 12/08/2022  | Sale of 2500 units of OPH @ \$2.739456  |          |           | 6,835.00  | 0.00 CR      |
| 23/08/2022  | Sale of 2500 units of OPH @ \$2.619528  |          |           | 6,537.00  | 6,537.00 CR  |
| 23/08/2022  | Sale of 2500 units of OPH @ \$2.619528  |          | 6,537.00  |           | 0.00 CR      |
| 20/04/2023  | Sale of 412 units of OPH @ \$2.516699   |          |           | 1,023.24  | 1,023.24 CR  |
| 20/04/2023  | Sale of 412 units of OPH @ \$2.516699   |          | 1,023.24  |           | 0.00 CR      |
| 21/04/2023  | Sale of 2088 units of OPH @ \$2.52      |          | 5,261.76  |           | 5,261.76 DR  |
| 26/04/2023  | Sale of 2088 units of OPH @ \$2.52      |          |           | 5,261.76  | 0.00 CR      |

**BCF Super Fund**  
**General Ledger Account Movement**  
**For the period from 1 July 2022 to 30 June 2023**

| Date  | Description                                      | Quantity | Debits    | Credits   | Balance      |
|---|--|----------|-----------|-----------|--------------|
| <b>Assets</b>   |  |          |           |           |              |
| 25/05/2023  | Sale of 2500 units of OPH @ \$2.449456           |          | 6,110.00  |           | 6,110.00 DR  |
| 29/05/2023  | Sale of 2500 units of OPH @ \$2.449456           |          |           | 6,110.00  | 0.00 CR      |
| 30/06/2023  | Closing Balance                                  |          |           |           | 0.00         |
| <b>Regal Investment Fund - Ordinary Units Fully Paid</b>  |  |          |           |           |              |
| 01/07/2022  | Opening Balance                                  |          |           |           | 6,650.00 DR  |
| 01/07/2022  | Sale of 2000 units of RF1 @ \$3.329545           |          |           | 6,650.00  | 0.00 CR      |
| 04/07/2022  | Sale of 2000 units of RF1 @ \$2.97932            |          |           | 5,945.00  | 5,945.00 CR  |
| 04/07/2022  | Sale of 2000 units of RF1 @ \$2.97932            |          | 5,945.00  |           | 0.00 CR      |
| 05/07/2022  | Sale of 2000 units of RF1 @ \$3.05932            |          | 6,105.00  |           | 6,105.00 DR  |
| 06/07/2022  | Sale of 2000 units of RF1 @ \$3.05932            |          |           | 6,105.00  | 0.00 CR      |
| 20/07/2022  | Sale of 2500 units of RF1 @ \$3.259528           |          | 8,137.00  |           | 8,137.00 DR  |
| 22/07/2022  | Sale of 2500 units of RF1 @ \$3.259528           |          |           | 8,137.00  | 0.00 CR      |
| 14/09/2022  | Sale of 2500 units of RF1 @ \$3.289456           |          | 8,210.00  |           | 8,210.00 DR  |
| 16/09/2022  | Sale of 2500 units of RF1 @ \$3.289456           |          |           | 8,210.00  | 0.00 CR      |
| 06/12/2022  | Sale of 5000 units of RF1 @ \$3.079546           |          | 15,375.00 |           | 15,375.00 DR |
| 08/12/2022  | Sale of 5000 units of RF1 @ \$3.079546           |          |           | 15,375.00 | 0.00 CR      |
| 06/04/2023  | Sale of 2500 units of RF1 @ \$2.779456           |          |           | 6,065.00  | 6,065.00 CR  |
| 06/04/2023  | Sale of 2500 units of RF1 @ \$2.779456           |          | 6,935.00  |           | 870.00 DR    |
| 12/04/2023  | Sale of 2500 units of RF1 @ \$2.779456           |          |           | 870.00    | 0.00 CR      |
| 20/06/2023  | Sale of 1822 units of RF1 @ \$2.759254           |          | 5,013.72  |           | 5,013.72 DR  |
| 22/06/2023  | Sale of 1822 units of RF1 @ \$2.759254           |          |           | 5,013.72  | 0.00 CR      |
| 30/06/2023  | Closing Balance                                  |          |           |           | 0.00         |
| <b>Other Assets - DRP Residual</b>  |  |          |           |           |              |
| <b>Australian Foundation Investment Company Limited - Ordinary Fully Paid</b>                       |  |          |           |           |              |
| 01/07/2022  | There are no transactions in the selected period |          |           |           | 3.61 DR      |
| <b>Forager Australian Shares Fund - Ordinary Units Fully Paid</b>                                   |  |          |           |           |              |
| 01/07/2022  | There are no transactions in the selected period |          |           |           | 1.52 DR      |
| <b>Ophir Global High Conviction Fund</b>  |  |          |           |           |              |
| 01/07/2022  | There are no transactions in the selected period |          |           |           | 0.01 DR      |
| <b>Platinum Asia Investments Limited</b>  |  |          |           |           |              |
| 01/07/2022  | There are no transactions in the selected period |          |           |           | 0.49 DR      |
| <b>Regal Investment Fund - Ordinary Units Fully Paid</b>  |  |          |           |           |              |
| 01/07/2022  | There are no transactions in the selected period |          |           |           | 1.87 DR      |
| <b>Thorney Opportunities Ltd</b>  |  |          |           |           |              |
| 01/07/2022  | There are no transactions in the selected period |          |           |           | 0.23 DR      |
| <b>Wam Active Limited</b>   |  |          |           |           |              |
| 01/07/2022  | There are no transactions in the selected period |          |           |           | 0.13 DR      |
| <b>Other Assets - Receivables</b>   |  |          |           |           |              |
| <b>Investment Income Receivable - Distributions - Units In Listed Unit Trusts</b>                   |  |          |           |           |              |
| <b>Betashares Australian Strong Bear (Hedge Fund) - Betashares Australian Strong Bear (Hedge Fu</b> |  |          |           |           |              |
| 01/07/2022  | Opening Balance                                  |          |           |           | 389.73 DR    |
| 18/07/2022  | BBOZ AUD DRP                                     |          |           | 389.73    | 0.00 CR      |
| 30/06/2023  | Closing Balance                                  |          |           |           | 0.00         |

**BCF Super Fund**  
**General Ledger Account Movement**  
**For the period from 1 July 2022 to 30 June 2023**

| Date   | Description  | Quantity | Debits   | Credits  | Balance     |
|--|--|----------|----------|----------|-------------|
| <b>Assets</b>  |  |          |          |          |             |
| <b>Forager Australian Shares Fund - Ordinary Units Fully Paid</b>            |  |          |          |          |             |
| 01/07/2022   | Opening Balance                                      |          |          |          | 1,012.50 DR |
| 21/07/2022   | FOR AUD 0.035 SPEC, DRP 5% DISC                      |          |          | 1,012.50 | 0.00 CR     |
| 29/12/2022   | FOR AUD DRP SUSP                                     |          | 300.00   |          | 300.00 DR   |
| 17/01/2023   | FOR AUD DRP SUSP                                     |          |          | 300.00   | 0.00 CR     |
| 30/06/2023   | Closing Balance                                      |          |          |          | 0.00        |
| <b>Ophir High Conviction Fund - Ordinary Units Fully Paid</b>                |  |          |          |          |             |
| 01/07/2022   | Opening Balance                                      |          |          |          | 5,011.32 DR |
| 20/07/2022   | OPH AUD 0.009055 FRANKED, 30% CTR, DRP NIL DISC      |          |          | 5,010.08 | 1.24 DR     |
| 30/06/2023   | OPH AUD 0.014012 FRANKED, 30% CTR, 0.000707 CFI, DR  |          | 5,574.69 |          | 5,575.93 DR |
| 30/06/2023   | Closing Balance                                      |          |          |          | 5,575.93 DR |
| <b>Regal Investment Fund - Ordinary Units Fully Paid</b>                     |  |          |          |          |             |
| 01/07/2022   | Opening Balance                                      |          |          |          | 8,868.96 DR |
| 22/08/2022   | RF1 AUD DRP  |          |          | 8,868.96 | 0.00 CR     |
| 30/12/2022   | RF1 AUD DRP NIL DISC                                 |          | 4,998.30 |          | 4,998.30 DR |
| 31/01/2023   | RF1 AUD DRP NIL DISC                                 |          |          | 4,998.30 | 0.00 CR     |
| 30/06/2023   | RF1 AUD DRP NIL DISC                                 |          | 2,722.18 |          | 2,722.18 DR |
| 30/06/2023   | Closing Balance                                      |          |          |          | 2,722.18 DR |
| <b>Vaneck Gold Miners ETF - Vaneck Gold Miners ETF</b>                       |  |          |          |          |             |
| 01/07/2022   | Opening Balance                                      |          |          |          | 0.00        |
| 30/06/2023   | GDX AUD DRP  |          | 920.00   |          | 920.00 DR   |
| 30/06/2023   | Closing Balance                                      |          |          |          | 920.00 DR   |
| <b>Investment Income Receivable - Dividends - Shares in Listed Companies</b> |  |          |          |          |             |
| <b>Bailador Technology Investments Limited</b>                               |  |          |          |          |             |
| 01/07/2022   | Opening Balance                                      |          |          |          | 0.00        |
| 16/09/2022   | BTI AUD 0.037 SPEC, 0.074 FRANKED, 30% CTR, DRP 2.5% |          |          | 2,960.00 | 2,960.00 CR |
| 16/09/2022   | BTI AUD 0.037 SPEC, 0.074 FRANKED, 30% CTR, DRP 2.5% |          | 2,960.00 |          | 0.00 CR     |
| 02/03/2023   | BTI AUD 0.035 FRANKED, 30% CTR, DRP 2.5% DISC        |          |          | 1,575.00 | 1,575.00 CR |
| 02/03/2023   | BTI AUD 0.035 FRANKED, 30% CTR, DRP 2.5% DISC        |          | 1,575.00 |          | 0.00 CR     |
| 30/06/2023   | Closing Balance                                      |          |          |          | 0.00        |
| <b>Hearts And Minds Investments Limited</b>                                  |  |          |          |          |             |
| 01/07/2022   | Opening Balance                                      |          |          |          | 0.00        |
| 13/04/2023   | HM1 AUD 0.135 FRANKED, 30% CTR, DRP NIL DISC         |          |          | 5,737.50 | 5,737.50 CR |
| 13/04/2023   | HM1 AUD 0.135 FRANKED, 30% CTR, DRP NIL DISC         |          | 5,737.50 |          | 0.00 CR     |
| 30/06/2023   | Closing Balance                                      |          |          |          | 0.00        |
| <b>L1 Long Short Fund Limited</b>  |  |          |          |          |             |
| 01/07/2022   | Opening Balance                                      |          |          |          | 0.00        |
| 30/09/2022   | LSF AUD 0.045 FRANKED, 30% CTR, DRP NIL DISC         |          |          | 1,012.50 | 1,012.50 CR |
| 30/09/2022   | LSF AUD 0.045 FRANKED, 30% CTR, DRP NIL DISC         |          | 1,012.50 |          | 0.00 CR     |
| 04/04/2023   | LSF AUD 0.05 FRANKED, 30% CTR, DRP NIL DISC          |          |          | 1,500.00 | 1,500.00 CR |
| 04/04/2023   | LSF AUD 0.05 FRANKED, 30% CTR, DRP NIL DISC          |          | 1,500.00 |          | 0.00 CR     |
| 30/06/2023   | Closing Balance                                      |          |          |          | 0.00        |
| <b>MFF Capital Investments Limited</b>                                       |  |          |          |          |             |
| 01/07/2022   | Opening Balance                                      |          |          |          | 0.00        |
| 04/11/2022   | MFF AUD 0.04 FRANKED, 30% CTR, DRP NIL DISC          |          |          | 318.56   | 318.56 CR   |
| 04/11/2022   | MFF AUD 0.04 FRANKED, 30% CTR, DRP NIL DISC          |          | 318.56   |          | 0.00 CR     |
| 12/05/2023   | MFF AUD 0.045 FRANKED, 30% CTR, DRP NIL DISC         |          |          | 225.00   | 225.00 CR   |
| 12/05/2023   | MFF AUD 0.045 FRANKED, 30% CTR, DRP NIL DISC         |          | 225.00   |          | 0.00 CR     |
| 30/06/2023   | Closing Balance                                      |          |          |          | 0.00        |

**BCF Super Fund**  
**General Ledger Account Movement**  
**For the period from 1 July 2022 to 30 June 2023**

| Date  | Description   | Quantity | Debits   | Credits  | Balance     |
|---|---|----------|----------|----------|-------------|
| <b>Assets</b>   |   |          |          |          |             |
| <b>Tribeca Global Natural Resources Limited</b>               |   |          |          |          |             |
| 01/07/2022  | Opening Balance                                     |          |          |          | 0.00        |
| 05/05/2023  | TGF AUD 0.075 SPEC, 0.125 FRANKED, 30% CTR, DRP NIL |          |          | 5,000.00 | 5,000.00 CR |
| 05/05/2023  | TGF AUD 0.075 SPEC, 0.125 FRANKED, 30% CTR, DRP NIL |          | 5,000.00 |          | 0.00 CR     |
| 30/06/2023  | Closing Balance                                     |          |          |          | 0.00        |
| <b>Wcm Global Growth Limited</b>                              |   |          |          |          |             |
| 01/07/2022  | Opening Balance                                     |          |          |          | 0.00        |
| 30/09/2022  | WQG AUD 0.03 FRANKED, 30% CTR, DRP 3% DISC          |          |          | 960.00   | 960.00 CR   |
| 30/09/2022  | WQG AUD 0.03 FRANKED, 30% CTR, DRP 3% DISC          |          | 960.00   |          | 0.00 CR     |
| 31/03/2023  | WQG AUD 0.0325 FRANKED, 30% CTR, DRP 3% DISC        |          |          | 1,300.00 | 1,300.00 CR |
| 31/03/2023  | WQG AUD 0.0325 FRANKED, 30% CTR, DRP 3% DISC        |          | 1,300.00 |          | 0.00 CR     |
| 30/06/2023  | WQG AUD 0.0164 FRANKED, 30% CTR, DRP 3% DISC        |          |          | 492.00   | 492.00 CR   |
| 30/06/2023  | WQG AUD 0.0164 FRANKED, 30% CTR, DRP 3% DISC        |          | 492.00   |          | 0.00 CR     |
| 30/06/2023  | Closing Balance                                     |          |          |          | 0.00        |
| <b>Investment Income Receivable - Interest - Cash At Bank</b> |   |          |          |          |             |
| <b>Bell Direct</b>  |   |          |          |          |             |
| 01/07/2022  | Opening Balance                                     |          |          |          | 0.00        |
| 31/10/2022  | Capitalised Accrued Interest for EOM                |          |          | 2.40     | 2.40 CR     |
| 31/10/2022  | Capitalised Accrued Interest for EOM                |          | 2.40     |          | 0.00 CR     |
| 30/11/2022  | Capitalised Accrued Interest for EOM                |          |          | 3.76     | 3.76 CR     |
| 30/11/2022  | Capitalised Accrued Interest for EOM                |          | 3.76     |          | 0.00 CR     |
| 31/12/2022  | Capitalised Accrued Interest for EOM                |          |          | 6.56     | 6.56 CR     |
| 31/12/2022  | Capitalised Accrued Interest for EOM                |          | 6.56     |          | 0.00 CR     |
| 31/01/2023  | Capitalised Accrued Interest for EOM                |          |          | 10.59    | 10.59 CR    |
| 31/01/2023  | Capitalised Accrued Interest for EOM                |          | 10.59    |          | 0.00 CR     |
| 28/02/2023  | Capitalised Accrued Interest for EOM                |          |          | 7.50     | 7.50 CR     |
| 28/02/2023  | Capitalised Accrued Interest for EOM                |          | 7.50     |          | 0.00 CR     |
| 31/03/2023  | Capitalised Accrued Interest for EOM                |          |          | 10.17    | 10.17 CR    |
| 31/03/2023  | Capitalised Accrued Interest for EOM                |          | 10.17    |          | 0.00 CR     |
| 30/04/2023  | Capitalised Accrued Interest for EOM                |          |          | 6.22     | 6.22 CR     |
| 30/04/2023  | Capitalised Accrued Interest for EOM                |          | 6.22     |          | 0.00 CR     |
| 31/05/2023  | Capitalised Accrued Interest for EOM                |          |          | 11.65    | 11.65 CR    |
| 31/05/2023  | Capitalised Accrued Interest for EOM                |          | 11.65    |          | 0.00 CR     |
| 30/06/2023  | Capitalised Accrued Interest for EOM                |          |          | 7.46     | 7.46 CR     |
| 30/06/2023  | Capitalised Accrued Interest for EOM                |          | 7.46     |          | 0.00 CR     |
| 30/06/2023  | Closing Balance                                     |          |          |          | 0.00        |
| <b>NAB Cash Manager</b>                                       |   |          |          |          |             |
| 01/07/2022  | Opening Balance                                     |          |          |          | 0.00        |
| 29/07/2022  | Credit interest                                     |          |          | 2.22     | 2.22 CR     |
| 29/07/2022  | Credit interest                                     |          | 2.22     |          | 0.00 CR     |
| 31/08/2022  | Credit interest                                     |          |          | 9.32     | 9.32 CR     |
| 31/08/2022  | Credit interest                                     |          | 9.32     |          | 0.00 CR     |
| 30/09/2022  | Credit interest                                     |          |          | 15.20    | 15.20 CR    |
| 30/09/2022  | Credit interest                                     |          | 15.20    |          | 0.00 CR     |
| 31/10/2022  | Credit interest                                     |          |          | 36.48    | 36.48 CR    |
| 31/10/2022  | Credit interest                                     |          | 36.48    |          | 0.00 CR     |
| 30/11/2022  | Credit interest                                     |          |          | 98.49    | 98.49 CR    |
| 30/11/2022  | Credit interest                                     |          | 98.49    |          | 0.00 CR     |
| 30/12/2022  | Credit interest                                     |          |          | 115.59   | 115.59 CR   |
| 30/12/2022  | Credit interest                                     |          | 115.59   |          | 0.00 CR     |
| 31/01/2023  | Credit interest                                     |          |          | 135.40   | 135.40 CR   |
| 31/01/2023  | Credit interest                                     |          | 135.40   |          | 0.00 CR     |
| 28/02/2023  | Credit interest                                     |          |          | 83.23    | 83.23 CR    |
| 28/02/2023  | Credit interest                                     |          | 83.23    |          | 0.00 CR     |
| 31/03/2023  | Credit interest                                     |          |          | 83.55    | 83.55 CR    |
| 31/03/2023  | Credit interest                                     |          | 83.55    |          | 0.00 CR     |
| 28/04/2023  | Credit interest                                     |          |          | 107.44   | 107.44 CR   |
| 28/04/2023  | Credit interest                                     |          | 107.44   |          | 0.00 CR     |

**BCF Super Fund**  
**General Ledger Account Movement**  
**For the period from 1 July 2022 to 30 June 2023**

| Date  | Description   | Quantity | Debits    | Credits   | Balance             |
|---|---|----------|-----------|-----------|---------------------|
| <b>Assets</b>                                   |   |          |           |           |                     |
| 31/05/2023                                      | Credit interest                                       |          |           | 111.94    | 111.94 CR           |
| 31/05/2023                                      | Credit interest                                       |          | 111.94    |           | 0.00 CR             |
| 30/06/2023                                      | Credit interest                                       |          |           | 20.93     | 20.93 CR            |
| 30/06/2023                                      | Credit interest                                       |          | 20.93     |           | 0.00 CR             |
| 30/06/2023                                      | <b>Closing Balance</b>                                |          |           |           | <b>0.00</b>         |
| <b>Member Income Receivable - Rollovers In</b>  |   |          |           |           |                     |
| <b>Mrs Jennifer Clarke</b>                      |   |          |           |           |                     |
| 01/07/2022                                      | <b>Opening Balance</b>                                |          |           |           | <b>0.00</b>         |
| 01/07/2022                                      | Rollover In   |          | 22,000.00 |           | 22,000.00 DR        |
| 01/07/2022                                      | RolloverIn Received                                   |          |           | 22,000.00 | 0.00 CR             |
| 30/06/2023                                      | <b>Closing Balance</b>                                |          |           |           | <b>0.00</b>         |
| <b>Member Income Receivable - Contributions</b> |   |          |           |           |                     |
| <b>Mr Jack Beardshall</b>                       |   |          |           |           |                     |
| 01/07/2022                                      | <b>Opening Balance</b>                                |          |           |           | <b>0.00</b>         |
| 01/11/2022                                      | Contribution Received                                 |          |           | 2,000.00  | 2,000.00 CR         |
| 01/11/2022                                      | MR JACK HENRY BEARDS                                  |          | 2,000.00  |           | 0.00 CR             |
| 04/05/2023                                      | Contribution Received                                 |          |           | 198.85    | 198.85 CR           |
| 04/05/2023                                      | Employer Contribution: Harvest Pub Operations Pty Ltd |          | 198.85    |           | 0.00 CR             |
| 30/06/2023                                      | <b>Closing Balance</b>                                |          |           |           | <b>0.00</b>         |
| <b>Mr Richard Beardshall</b>                    |   |          |           |           |                     |
| 01/07/2022                                      | <b>Opening Balance</b>                                |          |           |           | <b>0.00</b>         |
| 01/07/2022                                      | Contribution Received                                 |          |           | 6,875.00  | 6,875.00 CR         |
| 01/07/2022                                      | INTERNET TRANSFER ONLINE V6958772144 q1 super rdb     |          | 6,875.00  |           | 0.00 CR             |
| 05/10/2022                                      | Contribution Received                                 |          |           | 6,875.00  | 6,875.00 CR         |
| 05/10/2022                                      | INTERNET TRANSFER ONLINE V1734037378 rdb super q2     |          | 6,875.00  |           | 0.00 CR             |
| 09/01/2023                                      | Contribution Received                                 |          |           | 6,875.00  | 6,875.00 CR         |
| 09/01/2023                                      | INTERNET TRANSFER ONLINE T9420551273 rdb super q3     |          | 6,875.00  |           | 0.00 CR             |
| 03/04/2023                                      | Contribution Received                                 |          |           | 6,875.00  | 6,875.00 CR         |
| 03/04/2023                                      | INTERNET TRANSFER ONLINE B6056175202 rdb super q4     |          | 6,875.00  |           | 0.00 CR             |
| 30/06/2023                                      | <b>Closing Balance</b>                                |          |           |           | <b>0.00</b>         |
| <b>Other Assets - Deferred Tax Assets</b>       |   |          |           |           |                     |
| <b>Carried Forward Capital Losses</b>           |   |          |           |           |                     |
| 01/07/2022                                      | <b>Opening Balance</b>                                |          |           |           | <b>0.00</b>         |
| 30/06/2023                                      | Change In Carry Forward Loss                          |          | 538.30    |           | 538.30 DR           |
| 30/06/2023                                      | <b>Closing Balance</b>                                |          |           |           | <b>538.30 DR</b>    |
| <b>Unrealised Gains/Losses</b>                  |   |          |           |           |                     |
| 01/07/2022                                      | <b>Opening Balance</b>                                |          |           |           | <b>21,654.50 DR</b> |
| 30/06/2023                                      | Change in provision for deferred tax                  |          |           | 9,833.20  | 11,821.30 DR        |
| 30/06/2023                                      | <b>Closing Balance</b>                                |          |           |           | <b>11,821.30 DR</b> |
| <b>Other Assets - Current Tax Assets</b>        |   |          |           |           |                     |
| <b>Income Tax Payable</b>                       |   |          |           |           |                     |
| 01/07/2022                                      | <b>Opening Balance</b>                                |          |           |           | <b>0.00</b>         |
| 01/07/2022                                      | Fund Tax Finalisation                                 |          |           | 4,777.93  | 4,777.93 CR         |
| 06/06/2023                                      | INTERNET BILL PAYMNT INTERNET BPAY TAX OFFICE P/      |          | 4,777.93  |           | 0.00 CR             |
| 30/06/2023                                      | <b>Closing Balance</b>                                |          |           |           | <b>0.00</b>         |
| <b>Provision for Income Tax</b>                 |   |          |           |           |                     |
| 01/07/2022                                      | <b>Opening Balance</b>                                |          |           |           | <b>10,533.30 CR</b> |
| 01/07/2022                                      | Fund Tax Finalisation                                 |          | 10,533.30 |           | 0.00 CR             |
| 01/07/2022                                      | Tax Effect Of Income                                  |          |           | 1,031.25  | 1,031.25 CR         |
| 05/10/2022                                      | Tax Effect Of Income                                  |          |           | 1,031.25  | 2,062.50 CR         |
| 09/01/2023                                      | Tax Effect Of Income                                  |          |           | 1,031.25  | 3,093.75 CR         |
| 03/04/2023                                      | Tax Effect Of Income                                  |          |           | 1,031.25  | 4,125.00 CR         |
| 04/05/2023                                      | Tax Effect Of Income                                  |          |           | 29.83     | 4,154.83 CR         |
| 30/06/2023                                      | Tax Effect Of Income                                  |          |           | 4,328.02  | 8,482.85 CR         |
| 30/06/2023                                      | <b>Closing Balance</b>                                |          |           |           | <b>8,482.85 CR</b>  |

**BCF Super Fund**  
**General Ledger Account Movement**  
**For the period from 1 July 2022 to 30 June 2023**

| Date  | Description  | Quantity | Debits   | Credits  | Balance     |
|---|--|----------|----------|----------|-------------|
| <b>Assets</b>   |  |          |          |          |             |
| <b>Franking Credits - Shares in Listed Companies</b>              |  |          |          |          |             |
| <b>Bailador Technology Investments Limited</b>                    |  |          |          |          |             |
| 01/07/2022  | Opening Balance                                      |          |          |          | 0.00        |
| 16/09/2022  | BTI AUD 0.037 SPEC, 0.074 FRANKED, 30% CTR, DRP 2.5% |          | 1,268.57 |          | 1,268.57 DR |
| 02/03/2023  | BTI AUD 0.035 FRANKED, 30% CTR, DRP 2.5% DISC        |          | 675.00   |          | 1,943.57 DR |
| 30/06/2023  | Closing Balance                                      |          |          |          | 1,943.57 DR |
| <b>Hearts And Minds Investments Limited</b>                       |  |          |          |          |             |
| 01/07/2022  | Opening Balance                                      |          |          |          | 1,591.07 DR |
| 01/07/2022  | Fund Tax Finalisation                                |          |          | 1,591.07 | 0.00 CR     |
| 13/04/2023  | HM1 AUD 0.135 FRANKED, 30% CTR, DRP NIL DISC         |          | 2,458.93 |          | 2,458.93 DR |
| 30/06/2023  | Closing Balance                                      |          |          |          | 2,458.93 DR |
| <b>L1 Long Short Fund Limited</b>                                 |  |          |          |          |             |
| 01/07/2022  | Opening Balance                                      |          |          |          | 1,182.86 DR |
| 01/07/2022  | Fund Tax Finalisation                                |          |          | 1,182.86 | 0.00 CR     |
| 30/09/2022  | LSF AUD 0.045 FRANKED, 30% CTR, DRP NIL DISC         |          | 433.93   |          | 433.93 DR   |
| 04/04/2023  | LSF AUD 0.05 FRANKED, 30% CTR, DRP NIL DISC          |          | 642.86   |          | 1,076.79 DR |
| 30/06/2023  | Closing Balance                                      |          |          |          | 1,076.79 DR |
| <b>MFF Capital Investments Limited</b>                            |  |          |          |          |             |
| 01/07/2022  | Opening Balance                                      |          |          |          | 0.00        |
| 04/11/2022  | MFF AUD 0.04 FRANKED, 30% CTR, DRP NIL DISC          |          | 136.53   |          | 136.53 DR   |
| 12/05/2023  | MFF AUD 0.045 FRANKED, 30% CTR, DRP NIL DISC         |          | 96.43    |          | 232.96 DR   |
| 30/06/2023  | Closing Balance                                      |          |          |          | 232.96 DR   |
| <b>Thorney Opportunities Ltd</b>                                  |  |          |          |          |             |
| 01/07/2022  | Opening Balance                                      |          |          |          | 47.43 DR    |
| 01/07/2022  | Fund Tax Finalisation                                |          |          | 47.43    | 0.00 CR     |
| 30/06/2023  | Closing Balance                                      |          |          |          | 0.00        |
| <b>Tribeca Global Natural Resources Limited</b>                   |  |          |          |          |             |
| 01/07/2022  | Opening Balance                                      |          |          |          | 0.00        |
| 05/05/2023  | TGF AUD 0.075 SPEC, 0.125 FRANKED, 30% CTR, DRP NIL  |          | 2,142.86 |          | 2,142.86 DR |
| 30/06/2023  | Closing Balance                                      |          |          |          | 2,142.86 DR |
| <b>Vgi Partners Asian Investments Limited</b>                     |  |          |          |          |             |
| 01/07/2022  | Opening Balance                                      |          |          |          | 117.86 DR   |
| 01/07/2022  | Fund Tax Finalisation                                |          |          | 117.86   | 0.00 CR     |
| 30/06/2023  | Closing Balance                                      |          |          |          | 0.00        |
| <b>Wcm Global Growth Limited</b>                                  |  |          |          |          |             |
| 01/07/2022  | Opening Balance                                      |          |          |          | 278.57 DR   |
| 01/07/2022  | Fund Tax Finalisation                                |          |          | 278.57   | 0.00 CR     |
| 30/09/2022  | WQG AUD 0.03 FRANKED, 30% CTR, DRP 3% DISC           |          | 411.43   |          | 411.43 DR   |
| 31/03/2023  | WQG AUD 0.0325 FRANKED, 30% CTR, DRP 3% DISC         |          | 557.14   |          | 968.57 DR   |
| 30/06/2023  | WQG AUD 0.0164 FRANKED, 30% CTR, DRP 3% DISC         |          | 210.86   |          | 1,179.43 DR |
| 30/06/2023  | Closing Balance                                      |          |          |          | 1,179.43 DR |
| <b>Franking Credits - Units In Listed Unit Trusts</b>             |  |          |          |          |             |
| <b>Forager Australian Shares Fund - Ordinary Units Fully Paid</b> |  |          |          |          |             |
| 01/07/2022  | Opening Balance                                      |          |          |          | 132.00 DR   |
| 01/07/2022  | Fund Tax Finalisation                                |          |          | 132.00   | 0.00 CR     |
| 29/12/2022  | Distribution - Tax Statement                         |          | 26.62    |          | 26.62 DR    |
| 30/06/2023  | Closing Balance                                      |          |          |          | 26.62 DR    |



**BCF Super Fund**  
**General Ledger Account Movement**  
**For the period from 1 July 2022 to 30 June 2023**

| Date  | Description                  | Quantity | Debits | Credits  | Balance     |
|---|------------------------------|----------|--------|----------|-------------|
| <b>Assets</b>   |                              |          |        |          |             |
| <b>Ophir High Conviction Fund - Ordinary Units Fully Paid</b>     |                              |          |        |          |             |
| 01/07/2022  | Opening Balance              |          |        |          | 298.82 DR   |
| 01/07/2022  | Fund Tax Finalisation        |          |        | 298.82   | 0.00 CR     |
| 30/06/2023  | Distribution - Tax Statement |          | 700.62 |          | 700.62 DR   |
| 30/06/2023  | Closing Balance              |          |        |          | 700.62 DR   |
| <b>Regal Investment Fund - Ordinary Units Fully Paid</b>          |                              |          |        |          |             |
| 01/07/2022  | Opening Balance              |          |        |          | 544.47 DR   |
| 01/07/2022  | Fund Tax Finalisation        |          |        | 544.47   | 0.00 CR     |
| 30/06/2023  | Distribution - Tax Statement |          | 484.13 |          | 484.13 DR   |
| 30/06/2023  | Distribution - Tax Statement |          | 888.92 |          | 1,373.05 DR |
| 30/06/2023  | Closing Balance              |          |        |          | 1,373.05 DR |
| <b>Vaneck Gold Miners ETF - Vaneck Gold Miners ETF</b>            |                              |          |        |          |             |
| 01/07/2022  | Opening Balance              |          |        |          | 0.00        |
| 30/06/2023  | Distribution - Tax Statement |          | 57.87  |          | 57.87 DR    |
| 30/06/2023  | Closing Balance              |          |        |          | 57.87 DR    |
| <b>Foreign Tax Credits - Units In Listed Unit Trusts</b>          |                              |          |        |          |             |
| <b>Forager Australian Shares Fund - Ordinary Units Fully Paid</b> |                              |          |        |          |             |
| 01/07/2022  | Opening Balance              |          |        |          | 6.06 DR     |
| 01/07/2022  | Fund Tax Finalisation        |          |        | 6.06     | 0.00 CR     |
| 30/06/2023  | Closing Balance              |          |        |          | 0.00        |
| <b>Ophir High Conviction Fund - Ordinary Units Fully Paid</b>     |                              |          |        |          |             |
| 01/07/2022  | Opening Balance              |          |        |          | 6.23 DR     |
| 01/07/2022  | Fund Tax Finalisation        |          |        | 6.23     | 0.00 CR     |
| 30/06/2023  | Distribution - Tax Statement |          | 35.37  |          | 35.37 DR    |
| 30/06/2023  | Closing Balance              |          |        |          | 35.37 DR    |
| <b>Regal Investment Fund - Ordinary Units Fully Paid</b>          |                              |          |        |          |             |
| 01/07/2022  | Opening Balance              |          |        |          | 0.00        |
| 30/06/2023  | Distribution - Tax Statement |          | 40.22  |          | 40.22 DR    |
| 30/06/2023  | Distribution - Tax Statement |          | 73.85  |          | 114.07 DR   |
| 30/06/2023  | Closing Balance              |          |        |          | 114.07 DR   |
| <b>Vaneck Gold Miners ETF - Vaneck Gold Miners ETF</b>            |                              |          |        |          |             |
| 01/07/2022  | Opening Balance              |          |        |          | 140.00 DR   |
| 01/07/2022  | Fund Tax Finalisation        |          |        | 140.00   | 0.00 CR     |
| 30/06/2023  | Distribution - Tax Statement |          | 135.52 |          | 135.52 DR   |
| 30/06/2023  | Closing Balance              |          |        |          | 135.52 DR   |
| <b>Income Tax Instalments Paid</b>                                |                              |          |        |          |             |
| 01/07/2022  | Opening Balance              |          |        |          | 1,410.00 DR |
| 01/07/2022  | Fund Tax Finalisation        |          |        | 1,410.00 | 0.00 CR     |
| 30/06/2023  | Closing Balance              |          |        |          | 0.00        |
| <b>Change in Carried Forward Losses</b>                           |                              |          |        |          |             |
| 01/07/2022  | Opening Balance              |          |        |          | 0.00        |
| 30/06/2023  | Change In Carry Forward Loss |          |        | 538.30   | 538.30 CR   |
| 30/06/2023  | Closing Balance              |          |        |          | 538.30 CR   |

**BCF Super Fund**  
**General Ledger Account Movement**  
**For the period from 1 July 2022 to 30 June 2023**

| Date  | Description                                      | Quantity | Debits    | Credits   | Balance      |
|---|--|----------|-----------|-----------|--------------|
| <b>Liabilities</b>                            |  |          |           |           |              |
| <b>Other Creditors and Accruals</b>           |  |          |           |           |              |
| <b>Accountancy Fee</b>                        |  |          |           |           |              |
| 01/07/2022                                    | Opening Balance                                  |          |           |           | 0.00         |
| 06/06/2023                                    | INTERNET TRANSFER INTERNET TRANSFER 7399 BCFSF   |          |           | 3,300.00  | 3,300.00 CR  |
| 06/06/2023                                    | INTERNET TRANSFER INTERNET TRANSFER 7399 BCFSF   |          | 3,300.00  |           | 0.00 CR      |
| 30/06/2023                                    | Closing Balance                                  |          |           |           | 0.00         |
| <b>Auditor Fee</b>                            |  |          |           |           |              |
| 01/07/2022                                    | Opening Balance                                  |          |           |           | 0.00         |
| 05/06/2023                                    | INTERNET TRANSFER INTERNET TRANSFER 137430 1 BC  |          |           | 440.00    | 440.00 CR    |
| 05/06/2023                                    | INTERNET TRANSFER INTERNET TRANSFER 137430 1 BC  |          | 440.00    |           | 0.00 CR      |
| 30/06/2023                                    | Closing Balance                                  |          |           |           | 0.00         |
| <b>SMSF Supervisory Levy</b>                  |  |          |           |           |              |
| 01/07/2022                                    | Opening Balance                                  |          |           |           | 259.00 CR    |
| 06/06/2023                                    | SMSF Supervisory Levy                            |          | 259.00    |           | 0.00 CR      |
| 30/06/2023                                    | SMSF Supervisory Levy                            |          |           | 259.00    | 259.00 CR    |
| 30/06/2023                                    | Closing Balance                                  |          |           |           | 259.00 CR    |
| <b>Member Payments</b>                        |  |          |           |           |              |
| <b>Lump Sums Paid - Mr Richard Beardshall</b> |  |          |           |           |              |
| <b>Accumulation</b>                           |  |          |           |           |              |
| 01/07/2022                                    | Opening Balance                                  |          |           |           | 0.00         |
| 01/07/2022                                    | Rollover Out - Paid                              |          | 22,000.00 |           | 22,000.00 DR |
| 01/07/2022                                    | Spouse Split                                     |          |           | 22,000.00 | 0.00 CR      |
| 30/06/2023                                    | Closing Balance                                  |          |           |           | 0.00         |
| <b>Income Tax Suspense</b>                    |  |          |           |           |              |
| 01/07/2022                                    | Opening Balance                                  |          |           |           | 0.00         |
| 06/06/2023                                    | INTERNET BILL PAYMNT INTERNET BPAY TAX OFFICE P/ |          |           | 4,777.93  | 4,777.93 CR  |
| 06/06/2023                                    | INTERNET BILL PAYMNT INTERNET BPAY TAX OFFICE P/ |          | 4,777.93  |           | 0.00 CR      |
| 30/06/2023                                    | Closing Balance                                  |          |           |           | 0.00         |
| <b>Fund Suspense</b>                          |  |          |           |           |              |
| <b>Bell Direct</b>                            |  |          |           |           |              |
| 01/07/2022                                    | Opening Balance                                  |          |           |           | 0.00         |
| 01/07/2022                                    | Transfer of Funds - Bell Direct Fee              |          | 10.00     |           | 10.00 DR     |
| 01/07/2022                                    | Transfer of Funds - Bell Direct Fee              |          | 10.00     |           | 20.00 DR     |
| 01/07/2022                                    | Trust to Cash Movement #74859388                 |          |           | 5,630.00  | 5,610.00 CR  |
| 01/07/2022                                    | Trust to Cash Movement #74859388                 |          |           | 5,870.00  | 11,480.00 CR |
| 01/07/2022                                    | Trust to Cash Movement #74859388                 |          |           | 6,420.00  | 17,900.00 CR |
| 01/07/2022                                    | Trust to Cash Movement #74859388                 |          | 4,780.00  |           | 13,120.00 CR |
| 01/07/2022                                    | Trust to Cash Movement #74859388                 |          | 6,490.00  |           | 6,630.00 CR  |
| 01/07/2022                                    | Trust to Cash Movement #74859388                 |          | 6,650.00  |           | 20.00 DR     |
| 05/07/2022                                    | Direct Credit received TPP                       |          |           | 10.00     | 10.00 DR     |
| 05/07/2022                                    | Direct Credit received TPP                       |          |           | 10.00     | 0.00 CR      |
| 05/07/2022                                    | Direct Credit received TPP                       |          | 10.00     |           | 10.00 DR     |
| 05/07/2022                                    | Direct Credit received TPP                       |          | 10.00     |           | 20.00 DR     |
| 05/07/2022                                    | Transfer of Funds - Bell Direct Fee              |          |           | 10.00     | 10.00 DR     |
| 05/07/2022                                    | Transfer of Funds - Bell Direct Fee              |          |           | 10.00     | 0.00 CR      |
| 05/07/2022                                    | Transfer of Funds - Cash to Trust                |          |           | 1,180.00  | 1,180.00 CR  |
| 05/07/2022                                    | Transfer of Funds - Cash to Trust                |          | 1,180.00  |           | 0.00 CR      |
| 07/07/2022                                    | Trust to Cash Movement #75042300                 |          |           | 2,191.84  | 2,191.84 CR  |
| 07/07/2022                                    | Trust to Cash Movement #75042300                 |          | 2,191.84  |           | 0.00 CR      |
| 11/07/2022                                    | Transfer of Funds - Cash to Trust                |          |           | 60.00     | 60.00 CR     |
| 11/07/2022                                    | Transfer of Funds - Cash to Trust                |          | 60.00     |           | 0.00 CR      |
| 14/07/2022                                    | Trust to Cash Movement #75352800                 |          |           | 7,723.00  | 7,723.00 CR  |
| 14/07/2022                                    | Trust to Cash Movement #75352800                 |          |           | 9,433.00  | 17,156.00 CR |
| 14/07/2022                                    | Trust to Cash Movement #75352800                 |          |           | 17,541.89 | 34,697.89 CR |
| 14/07/2022                                    | Trust to Cash Movement #75352800                 |          | 6,927.14  |           | 27,770.75 CR |

**BCF Super Fund**  
**General Ledger Account Movement**  
**For the period from 1 July 2022 to 30 June 2023**

| Date               | Description                          | Quantity | Debits    | Credits   | Balance      |
|--------------------|--------------------------------------|----------|-----------|-----------|--------------|
| <b>Liabilities</b> |                                      |          |           |           |              |
| 14/07/2022         | Trust to Cash Movement #75352800     |          | 6,937.00  |           | 20,833.75 CR |
| 14/07/2022         | Trust to Cash Movement #75352800     |          | 9,796.75  |           | 11,037.00 CR |
| 14/07/2022         | Trust to Cash Movement #75352800     |          | 11,037.00 |           | 0.00 CR      |
| 21/07/2022         | Trust to Cash Movement #75605874     |          |           | 2,034.00  | 2,034.00 CR  |
| 21/07/2022         | Trust to Cash Movement #75605874     |          | 2,034.00  |           | 0.00 CR      |
| 22/07/2022         | Transfer of funds - Cash to Trust    |          |           | 1,356.66  | 1,356.66 CR  |
| 22/07/2022         | Transfer of funds - Cash to Trust    |          |           | 6,988.00  | 8,344.66 CR  |
| 22/07/2022         | Transfer of funds - Cash to Trust    |          |           | 7,113.00  | 15,457.66 CR |
| 22/07/2022         | Transfer of funds - Cash to Trust    |          |           | 7,705.00  | 23,162.66 CR |
| 22/07/2022         | Transfer of funds - Cash to Trust    |          | 8,137.00  |           | 15,025.66 CR |
| 22/07/2022         | Transfer of funds - Cash to Trust    |          | 15,025.66 |           | 0.00 CR      |
| 25/07/2022         | Transfer of Funds - Cash to Trust    |          |           | 3,358.18  | 3,358.18 CR  |
| 25/07/2022         | Transfer of Funds - Cash to Trust    |          | 3,358.18  |           | 0.00 CR      |
| 27/07/2022         | Transfer of Funds - Cash to Trust    |          |           | 6,213.00  | 6,213.00 CR  |
| 27/07/2022         | Transfer of Funds - Cash to Trust    |          | 6,213.00  |           | 0.00 CR      |
| 01/08/2022         | Trust to Cash Movement #75986889     |          |           | 3,887.00  | 3,887.00 CR  |
| 01/08/2022         | Trust to Cash Movement #75986889     |          | 3,887.00  |           | 0.00 CR      |
| 05/08/2022         | Transfer of Funds - Cash to Trust    |          |           | 3,765.00  | 3,765.00 CR  |
| 05/08/2022         | Transfer of Funds - Cash to Trust    |          | 3,765.00  |           | 0.00 CR      |
| 10/08/2022         | Transfer of Funds - Cash to Trust    |          |           | 230.00    | 230.00 CR    |
| 10/08/2022         | Transfer of Funds - Cash to Trust    |          | 230.00    |           | 0.00 CR      |
| 15/08/2022         | Trust to Cash Movement #76673147     |          |           | 5,440.00  | 5,440.00 CR  |
| 15/08/2022         | Trust to Cash Movement #76673147     |          | 5,440.00  |           | 0.00 CR      |
| 18/08/2022         | Transfer of Funds - Cash to Trust    |          |           | 7,965.00  | 7,965.00 CR  |
| 18/08/2022         | Transfer of Funds - Cash to Trust    |          | 7,965.00  |           | 0.00 CR      |
| 22/08/2022         | Transfer of Funds - Cash to Trust    |          |           | 6,465.00  | 6,465.00 CR  |
| 22/08/2022         | Transfer of Funds - Cash to Trust    |          | 6,465.00  |           | 0.00 CR      |
| 23/08/2022         | Transfer of Funds - Cash to Trust    |          |           | 7,935.00  | 7,935.00 CR  |
| 23/08/2022         | Transfer of Funds - Cash to Trust    |          | 7,935.00  |           | 0.00 CR      |
| 24/08/2022         | Transfer of Funds - Cash to Trust    |          |           | 6,486.00  | 6,486.00 CR  |
| 24/08/2022         | Transfer of Funds - Cash to Trust    |          | 6,486.00  |           | 0.00 CR      |
| 26/08/2022         | Trust to Cash Movement #77370358     |          |           | 2,670.24  | 2,670.24 CR  |
| 26/08/2022         | Trust to Cash Movement #77370358     |          | 2,670.24  |           | 0.00 CR      |
| 16/09/2022         | Trust to Cash Movement #78437948     |          |           | 8,210.00  | 8,210.00 CR  |
| 16/09/2022         | Trust to Cash Movement #78437948     |          | 8,210.00  |           | 0.00 CR      |
| 23/09/2022         | Trust to Cash Movement #78663643     |          |           | 6,635.00  | 6,635.00 CR  |
| 23/09/2022         | Trust to Cash Movement #78663643     |          | 6,635.00  |           | 0.00 CR      |
| 27/09/2022         | Transfer of Funds - Cash to Trust    |          |           | 6,235.00  | 6,235.00 CR  |
| 27/09/2022         | Transfer of Funds - Cash to Trust    |          | 6,235.00  |           | 0.00 CR      |
| 13/10/2022         | Transfer of Funds - Cash to Trust    |          |           | 5,065.00  | 5,065.00 CR  |
| 13/10/2022         | Transfer of Funds - Cash to Trust    |          |           | 6,825.00  | 11,890.00 CR |
| 13/10/2022         | Transfer of Funds - Cash to Trust    |          | 11,890.00 |           | 0.00 CR      |
| 27/10/2022         | Trust to Cash Movement #80244829     |          |           | 11,405.00 | 11,405.00 CR |
| 27/10/2022         | Trust to Cash Movement #80244829     |          | 5,165.00  |           | 6,240.00 CR  |
| 27/10/2022         | Trust to Cash Movement #80244829     |          | 6,240.00  |           | 0.00 CR      |
| 31/10/2022         | Capitalised Accrued Interest for EOM |          |           | 2.40      | 2.40 CR      |
| 31/10/2022         | Capitalised Accrued Interest for EOM |          | 2.40      |           | 0.00 CR      |
| 01/11/2022         | Trust to Cash Movement #80392452     |          |           | 13,990.40 | 13,990.40 CR |
| 01/11/2022         | Trust to Cash Movement #80392452     |          | 13,990.40 |           | 0.00 CR      |
| 10/11/2022         | Transfer of Funds - Cash to Trust    |          |           | 6,465.00  | 6,465.00 CR  |
| 10/11/2022         | Transfer of Funds - Cash to Trust    |          |           | 7,681.98  | 14,146.98 CR |
| 10/11/2022         | Transfer of Funds - Cash to Trust    |          |           | 9,652.50  | 23,799.48 CR |
| 10/11/2022         | Transfer of Funds - Cash to Trust    |          | 23,799.48 |           | 0.00 CR      |
| 15/11/2022         | Transfer of Funds - Cash to Trust    |          |           | 9,455.00  | 9,455.00 CR  |
| 15/11/2022         | Transfer of Funds - Cash to Trust    |          | 9,455.00  |           | 0.00 CR      |
| 17/11/2022         | Transfer of Funds - Cash to Trust    |          |           | 460.00    | 460.00 CR    |
| 17/11/2022         | Transfer of Funds - Cash to Trust    |          | 460.00    |           | 0.00 CR      |
| 29/11/2022         | Transfer of Funds - Cash to Trust    |          |           | 780.00    | 780.00 CR    |
| 29/11/2022         | Transfer of Funds - Cash to Trust    |          | 780.00    |           | 0.00 CR      |

**BCF Super Fund**  
**General Ledger Account Movement**  
**For the period from 1 July 2022 to 30 June 2023**

| Date               | Description                          | Quantity | Debits    | Credits   | Balance      |
|--------------------|--------------------------------------|----------|-----------|-----------|--------------|
| <b>Liabilities</b> |                                      |          |           |           |              |
| 30/11/2022         | Capitalised Accrued Interest for EOM |          |           | 3.76      | 3.76 CR      |
| 30/11/2022         | Capitalised Accrued Interest for EOM |          | 3.76      |           | 0.00 CR      |
| 08/12/2022         | Trust to Cash Movement #82332230     |          |           | 15,375.00 | 15,375.00 CR |
| 08/12/2022         | Trust to Cash Movement #82332230     |          | 15,375.00 |           | 0.00 CR      |
| 31/12/2022         | Capitalised Accrued Interest for EOM |          |           | 6.56      | 6.56 CR      |
| 31/12/2022         | Capitalised Accrued Interest for EOM |          | 6.56      |           | 0.00 CR      |
| 03/01/2023         | Trust to Cash Movement #83328175     |          |           | 13,575.00 | 13,575.00 CR |
| 03/01/2023         | Trust to Cash Movement #83328175     |          | 13,575.00 |           | 0.00 CR      |
| 05/01/2023         | Transfer of Funds - Cash to Trust    |          |           | 12,490.00 | 12,490.00 CR |
| 05/01/2023         | Transfer of Funds - Cash to Trust    |          | 12,490.00 |           | 0.00 CR      |
| 11/01/2023         | Trust to Cash Movement #83543826     |          |           | 16,175.00 | 16,175.00 CR |
| 11/01/2023         | Trust to Cash Movement #83543826     |          | 16,175.00 |           | 0.00 CR      |
| 13/01/2023         | Transfer of Funds - Cash to Trust    |          |           | 8,625.00  | 8,625.00 CR  |
| 13/01/2023         | Transfer of Funds - Cash to Trust    |          | 8,625.00  |           | 0.00 CR      |
| 19/01/2023         | Transfer of Funds - Cash to Trust    |          |           | 7,155.00  | 7,155.00 CR  |
| 19/01/2023         | Transfer of Funds - Cash to Trust    |          | 7,155.00  |           | 0.00 CR      |
| 31/01/2023         | Capitalised Accrued Interest for EOM |          |           | 10.59     | 10.59 CR     |
| 31/01/2023         | Capitalised Accrued Interest for EOM |          | 10.59     |           | 0.00 CR      |
| 06/02/2023         | Transfer of Funds - Cash to Trust    |          |           | 4,732.90  | 4,732.90 CR  |
| 06/02/2023         | Transfer of Funds - Cash to Trust    |          | 4,732.90  |           | 0.00 CR      |
| 15/02/2023         | Transfer of Funds - Cash to Trust    |          |           | 5,915.00  | 5,915.00 CR  |
| 15/02/2023         | Transfer of Funds - Cash to Trust    |          | 5,915.00  |           | 0.00 CR      |
| 20/02/2023         | Trust to Cash Movement #85513989     |          |           | 12,170.00 | 12,170.00 CR |
| 20/02/2023         | Trust to Cash Movement #85513989     |          | 5,735.00  |           | 6,435.00 CR  |
| 20/02/2023         | Trust to Cash Movement #85513989     |          | 6,435.00  |           | 0.00 CR      |
| 22/02/2023         | Transfer of Funds - Cash to Trust    |          |           | 5,565.00  | 5,565.00 CR  |
| 22/02/2023         | Transfer of Funds - Cash to Trust    |          | 5,565.00  |           | 0.00 CR      |
| 24/02/2023         | Trust to Cash Movement #85832066     |          |           | 269.20    | 269.20 CR    |
| 24/02/2023         | Trust to Cash Movement #85832066     |          | 269.20    |           | 0.00 CR      |
| 27/02/2023         | Trust to Cash Movement #85909565     |          |           | 3,824.80  | 3,824.80 CR  |
| 27/02/2023         | Trust to Cash Movement #85909565     |          | 3,824.80  |           | 0.00 CR      |
| 28/02/2023         | Capitalised Accrued Interest for EOM |          |           | 7.50      | 7.50 CR      |
| 28/02/2023         | Capitalised Accrued Interest for EOM |          | 7.50      |           | 0.00 CR      |
| 01/03/2023         | Transfer of Funds - Bell Direct Fee  |          | 10.00     |           | 10.00 DR     |
| 13/03/2023         | Direct Credit received TPP           |          |           | 10.00     | 0.00 CR      |
| 13/03/2023         | Direct Credit received TPP           |          | 10.00     |           | 10.00 DR     |
| 13/03/2023         | Transfer of Funds - Bell Direct Fee  |          |           | 10.00     | 0.00 CR      |
| 14/03/2023         | Transfer of Funds - Cash to Trust    |          |           | 6,015.00  | 6,015.00 CR  |
| 14/03/2023         | Transfer of Funds - Cash to Trust    |          | 6,015.00  |           | 0.00 CR      |
| 23/03/2023         | Transfer of Funds - Cash to Trust    |          |           | 2,225.00  | 2,225.00 CR  |
| 23/03/2023         | Transfer of Funds - Cash to Trust    |          | 2,225.00  |           | 0.00 CR      |
| 31/03/2023         | Capitalised Accrued Interest for EOM |          |           | 10.17     | 10.17 CR     |
| 31/03/2023         | Capitalised Accrued Interest for EOM |          | 10.17     |           | 0.00 CR      |
| 31/03/2023         | Trust to Cash Movement #87697655     |          |           | 6,785.00  | 6,785.00 CR  |
| 31/03/2023         | Trust to Cash Movement #87697655     |          | 6,785.00  |           | 0.00 CR      |
| 03/04/2023         | Transfer of Funds - Cash to Trust    |          |           | 1,099.68  | 1,099.68 CR  |
| 03/04/2023         | Transfer of Funds - Cash to Trust    |          | 1,099.68  |           | 0.00 CR      |
| 04/04/2023         | Transfer of Funds - Cash to Trust    |          |           | 4,315.32  | 4,315.32 CR  |
| 04/04/2023         | Transfer of Funds - Cash to Trust    |          | 4,315.32  |           | 0.00 CR      |
| 06/04/2023         | Transfer of Funds - Cash to Trust    |          |           | 5,915.00  | 5,915.00 CR  |
| 06/04/2023         | Transfer of Funds - Cash to Trust    |          | 5,915.00  |           | 0.00 CR      |
| 12/04/2023         | Trust to Cash Movement #88169298     |          |           | 870.00    | 870.00 CR    |
| 12/04/2023         | Trust to Cash Movement #88169298     |          | 870.00    |           | 0.00 CR      |
| 21/04/2023         | Trust to Cash Movement #88599352     |          |           | 868.24    | 868.24 CR    |
| 21/04/2023         | Trust to Cash Movement #88599352     |          | 868.24    |           | 0.00 CR      |
| 26/04/2023         | Trust to Cash Movement #88756821     |          |           | 5,261.76  | 5,261.76 CR  |
| 26/04/2023         | Trust to Cash Movement #88756821     |          | 5,261.76  |           | 0.00 CR      |
| 30/04/2023         | Capitalised Accrued Interest for EOM |          |           | 6.22      | 6.22 CR      |
| 30/04/2023         | Capitalised Accrued Interest for EOM |          | 6.22      |           | 0.00 CR      |

**BCF Super Fund**  
**General Ledger Account Movement**  
**For the period from 1 July 2022 to 30 June 2023**

| Date                    | Description                                       | Quantity | Debits    | Credits   | Balance      |
|-------------------------|---|----------|-----------|-----------|--------------|
| <b>Liabilities</b>      |   |          |           |           |              |
| 12/05/2023              | Transfer of Funds - Cash to Trust                 |          |           | 2,465.00  | 2,465.00 CR  |
| 12/05/2023              | Transfer of Funds - Cash to Trust                 |          | 2,465.00  |           | 0.00 CR      |
| 15/05/2023              | Transfer of Funds - Cash to Trust                 |          |           | 5,815.00  | 5,815.00 CR  |
| 15/05/2023              | Transfer of Funds - Cash to Trust                 |          | 5,815.00  |           | 0.00 CR      |
| 17/05/2023              | Trust to Cash Movement #90011150                  |          |           | 1,800.21  | 1,800.21 CR  |
| 17/05/2023              | Trust to Cash Movement #90011150                  |          | 1,800.21  |           | 0.00 CR      |
| 18/05/2023              | Trust to Cash Movement #90020279                  |          |           | 4,259.79  | 4,259.79 CR  |
| 18/05/2023              | Trust to Cash Movement #90020279                  |          | 4,259.79  |           | 0.00 CR      |
| 22/05/2023              | Direct Credit received RDB                        |          |           | 40,000.00 | 40,000.00 CR |
| 22/05/2023              | Direct Credit received RDB                        |          | 40,000.00 |           | 0.00 CR      |
| 23/05/2023              | Transfer of Funds - Cash to Trust                 |          |           | 36,387.47 | 36,387.47 CR |
| 23/05/2023              | Transfer of Funds - Cash to Trust                 |          | 36,387.47 |           | 0.00 CR      |
| 29/05/2023              | Trust to Cash Movement #90616530                  |          |           | 6,110.00  | 6,110.00 CR  |
| 29/05/2023              | Trust to Cash Movement #90616530                  |          | 6,110.00  |           | 0.00 CR      |
| 31/05/2023              | Capitalised Accrued Interest for EOM              |          |           | 11.65     | 11.65 CR     |
| 31/05/2023              | Capitalised Accrued Interest for EOM              |          | 11.65     |           | 0.00 CR      |
| 08/06/2023              | Transfer of Funds - Cash to Trust                 |          |           | 5,915.00  | 5,915.00 CR  |
| 08/06/2023              | Transfer of Funds - Cash to Trust                 |          | 5,915.00  |           | 0.00 CR      |
| 09/06/2023              | Transfer of Funds - Cash to Trust                 |          |           | 7,055.00  | 7,055.00 CR  |
| 09/06/2023              | Transfer of Funds - Cash to Trust                 |          | 7,055.00  |           | 0.00 CR      |
| 14/06/2023              | Transfer of Funds - Cash to Trust                 |          |           | 5,865.00  | 5,865.00 CR  |
| 14/06/2023              | Transfer of Funds - Cash to Trust                 |          | 5,865.00  |           | 0.00 CR      |
| 20/06/2023              | Trust to Cash Movement #91868435                  |          |           | 1,340.00  | 1,340.00 CR  |
| 20/06/2023              | Trust to Cash Movement #91868435                  |          | 1,340.00  |           | 0.00 CR      |
| 22/06/2023              | Trust to Cash Movement #92123507                  |          |           | 5,013.72  | 5,013.72 CR  |
| 22/06/2023              | Trust to Cash Movement #92123507                  |          | 5,013.72  |           | 0.00 CR      |
| 27/06/2023              | Transfer of Funds - Cash to Trust                 |          |           | 4,873.00  | 4,873.00 CR  |
| 27/06/2023              | Transfer of Funds - Cash to Trust                 |          | 4,873.00  |           | 0.00 CR      |
| 30/06/2023              | Capitalised Accrued Interest for EOM              |          |           | 7.46      | 7.46 CR      |
| 30/06/2023              | Capitalised Accrued Interest for EOM              |          | 7.46      |           | 0.00 CR      |
| <b>30/06/2023</b>       | <b>Closing Balance</b>                            |          |           |           | <b>0.00</b>  |
| <b>NAB Cash Manager</b> |   |          |           |           |              |
| <b>01/07/2022</b>       | <b>Opening Balance</b>                            |          |           |           | <b>0.00</b>  |
| 01/07/2022              | INTERNET TRANSFER ONLINE V6958772144 q1 super rdb |          |           | 6,875.00  | 6,875.00 CR  |
| 01/07/2022              | INTERNET TRANSFER ONLINE V6958772144 q1 super rdb |          | 6,875.00  |           | 0.00 CR      |
| 18/07/2022              | 001279361553 BBOZ DST 513275                      |          |           | 389.73    | 389.73 CR    |
| 18/07/2022              | 001279361553 BBOZ DST 513275                      |          | 389.73    |           | 0.00 CR      |
| 21/07/2022              | 001279723120 FOR DST 489549                       |          |           | 1,012.50  | 1,012.50 CR  |
| 21/07/2022              | 001279723120 FOR DST 489549                       |          | 1,012.50  |           | 0.00 CR      |
| 29/07/2022              | Credit interest                                   |          |           | 2.22      | 2.22 CR      |
| 29/07/2022              | Credit interest                                   |          | 2.22      |           | 0.00 CR      |
| 31/08/2022              | Credit interest                                   |          |           | 9.32      | 9.32 CR      |
| 31/08/2022              | Credit interest                                   |          | 9.32      |           | 0.00 CR      |
| 16/09/2022              | 001283813665 BTI SPC 16/09 535918                 |          |           | 2,960.00  | 2,960.00 CR  |
| 16/09/2022              | 001283813665 BTI SPC 16/09 535918                 |          | 2,960.00  |           | 0.00 CR      |
| 30/09/2022              | 001284767782 LSF FNL DIV 609879                   |          |           | 1,012.50  | 1,012.50 CR  |
| 30/09/2022              | 001284767782 LSF FNL DIV 609879                   |          | 1,012.50  |           | 0.00 CR      |
| 30/09/2022              | 001284895925 WQG DIV 535917                       |          |           | 960.00    | 960.00 CR    |
| 30/09/2022              | 001284895925 WQG DIV 535917                       |          | 960.00    |           | 0.00 CR      |
| 30/09/2022              | Credit interest                                   |          |           | 15.20     | 15.20 CR     |
| 30/09/2022              | Credit interest                                   |          | 15.20     |           | 0.00 CR      |
| 05/10/2022              | INTERNET TRANSFER ONLINE V1734037378 rdb super q2 |          |           | 6,875.00  | 6,875.00 CR  |
| 05/10/2022              | INTERNET TRANSFER ONLINE V1734037378 rdb super q2 |          | 6,875.00  |           | 0.00 CR      |
| 31/10/2022              | Credit interest                                   |          |           | 36.48     | 36.48 CR     |
| 31/10/2022              | Credit interest                                   |          | 36.48     |           | 0.00 CR      |
| 01/11/2022              | MR JACK HENRY BEARDS                              |          |           | 2,000.00  | 2,000.00 CR  |
| 01/11/2022              | MR JACK HENRY BEARDS                              |          | 2,000.00  |           | 0.00 CR      |
| 04/11/2022              | S00037294781 MAGELLAN FLAGSHIP 444594             |          |           | 318.56    | 318.56 CR    |
| 04/11/2022              | S00037294781 MAGELLAN FLAGSHIP 444594             |          | 318.56    |           | 0.00 CR      |

**BCF Super Fund**  
**General Ledger Account Movement**  
**For the period from 1 July 2022 to 30 June 2023**

| Date               | Description                                       | Quantity | Debits    | Credits   | Balance      |
|--------------------|---|----------|-----------|-----------|--------------|
| <b>Liabilities</b> |   |          |           |           |              |
| 10/11/2022         | Swyftx CT.bglji CT.bglji AUD Payout               |          |           | 36,000.00 | 36,000.00 CR |
| 10/11/2022         | Swyftx CT.bglji CT.bglji AUD Payout               |          | 36,000.00 |           | 0.00 CR      |
| 30/11/2022         | Credit interest                                   |          |           | 98.49     | 98.49 CR     |
| 30/11/2022         | Credit interest                                   |          | 98.49     |           | 0.00 CR      |
| 08/12/2022         | INTERNET BILL PAYMNT INTERNET BPAY REGAL INVEST   |          |           | 10,000.00 | 10,000.00 CR |
| 08/12/2022         | INTERNET BILL PAYMNT INTERNET BPAY REGAL INVEST   |          | 10,000.00 |           | 0.00 CR      |
| 30/12/2022         | Credit interest                                   |          |           | 115.59    | 115.59 CR    |
| 30/12/2022         | Credit interest                                   |          | 115.59    |           | 0.00 CR      |
| 09/01/2023         | INTERNET TRANSFER ONLINE T9420551273 rdb super q3 |          |           | 6,875.00  | 6,875.00 CR  |
| 09/01/2023         | INTERNET TRANSFER ONLINE T9420551273 rdb super q3 |          | 6,875.00  |           | 0.00 CR      |
| 17/01/2023         | 001288017911 FOR DST 489549                       |          |           | 300.00    | 300.00 CR    |
| 17/01/2023         | 001288017911 FOR DST 489549                       |          | 300.00    |           | 0.00 CR      |
| 31/01/2023         | 001289187839 RF1 DST 535592                       |          |           | 4,998.30  | 4,998.30 CR  |
| 31/01/2023         | 001289187839 RF1 DST 535592                       |          | 4,998.30  |           | 0.00 CR      |
| 31/01/2023         | Credit interest                                   |          |           | 135.40    | 135.40 CR    |
| 31/01/2023         | Credit interest                                   |          | 135.40    |           | 0.00 CR      |
| 06/02/2023         | INTERNET BILL PAYMNT INTERNET BPAY BOARDROOM I    |          |           | 30,000.00 | 30,000.00 CR |
| 06/02/2023         | INTERNET BILL PAYMNT INTERNET BPAY BOARDROOM I    |          | 30,000.00 |           | 0.00 CR      |
| 28/02/2023         | Credit interest                                   |          |           | 83.23     | 83.23 CR     |
| 28/02/2023         | Credit interest                                   |          | 83.23     |           | 0.00 CR      |
| 02/03/2023         | 001289791485 BTI ITM DIV 535918                   |          |           | 1,575.00  | 1,575.00 CR  |
| 02/03/2023         | 001289791485 BTI ITM DIV 535918                   |          | 1,575.00  |           | 0.00 CR      |
| 31/03/2023         | 001295103355 WQG DIV 535917                       |          |           | 1,300.00  | 1,300.00 CR  |
| 31/03/2023         | 001295103355 WQG DIV 535917                       |          | 1,300.00  |           | 0.00 CR      |
| 31/03/2023         | Credit interest                                   |          |           | 83.55     | 83.55 CR     |
| 31/03/2023         | Credit interest                                   |          | 83.55     |           | 0.00 CR      |
| 03/04/2023         | INTERNET TRANSFER ONLINE B6056175202 rdb super q4 |          |           | 6,875.00  | 6,875.00 CR  |
| 03/04/2023         | INTERNET TRANSFER ONLINE B6056175202 rdb super q4 |          | 6,875.00  |           | 0.00 CR      |
| 04/04/2023         | 001295045514 LSF ITM DIV 609879                   |          |           | 1,500.00  | 1,500.00 CR  |
| 04/04/2023         | 001295045514 LSF ITM DIV 609879                   |          | 1,500.00  |           | 0.00 CR      |
| 13/04/2023         | S00037294781 Hearts and Minds 255730              |          |           | 5,737.50  | 5,737.50 CR  |
| 13/04/2023         | S00037294781 Hearts and Minds 255730              |          | 5,737.50  |           | 0.00 CR      |
| 28/04/2023         | Credit interest                                   |          |           | 107.44    | 107.44 CR    |
| 28/04/2023         | Credit interest                                   |          | 107.44    |           | 0.00 CR      |
| 04/05/2023         | PC280423-193272642SuperChoice P/L 481471          |          |           | 198.85    | 198.85 CR    |
| 04/05/2023         | PC280423-193272642SuperChoice P/L 481471          |          | 198.85    |           | 0.00 CR      |
| 05/05/2023         | S00037294781 TGFDIV 255730                        |          |           | 5,000.00  | 5,000.00 CR  |
| 05/05/2023         | S00037294781 TGFDIV 255730                        |          | 5,000.00  |           | 0.00 CR      |
| 12/05/2023         | S00037294781 MAGELLAN FLAGSHIP 444594             |          |           | 225.00    | 225.00 CR    |
| 12/05/2023         | S00037294781 MAGELLAN FLAGSHIP 444594             |          | 225.00    |           | 0.00 CR      |
| 19/05/2023         | INTERNET TRANSFER INTERNET TRANSFER BCF BELL C    |          | 40,000.00 |           | 40,000.00 DR |
| 22/05/2023         | INTERNET TRANSFER INTERNET TRANSFER BCF BELL C    |          |           | 40,000.00 | 0.00 CR      |
| 31/05/2023         | Credit interest                                   |          |           | 111.94    | 111.94 CR    |
| 31/05/2023         | Credit interest                                   |          | 111.94    |           | 0.00 CR      |
| 05/06/2023         | INTERNET TRANSFER INTERNET TRANSFER 137430 1 BC   |          |           | 440.00    | 440.00 CR    |
| 05/06/2023         | INTERNET TRANSFER INTERNET TRANSFER 137430 1 BC   |          | 440.00    |           | 0.00 CR      |
| 06/06/2023         | INTERNET BILL PAYMNT INTERNET BPAY TAX OFFICE P/  |          |           | 259.00    | 259.00 CR    |
| 06/06/2023         | INTERNET BILL PAYMNT INTERNET BPAY TAX OFFICE P/  |          |           | 4,777.93  | 5,036.93 CR  |
| 06/06/2023         | INTERNET BILL PAYMNT INTERNET BPAY TAX OFFICE P/  |          | 5,036.93  |           | 0.00 CR      |
| 06/06/2023         | INTERNET TRANSFER INTERNET TRANSFER 7399 BCFSF    |          |           | 3,300.00  | 3,300.00 CR  |
| 06/06/2023         | INTERNET TRANSFER INTERNET TRANSFER 7399 BCFSF    |          | 3,300.00  |           | 0.00 CR      |
| 30/06/2023         | 001298090168 WQG QRTLY DIV 535917                 |          |           | 492.00    | 492.00 CR    |
| 30/06/2023         | 001298090168 WQG QRTLY DIV 535917                 |          | 492.00    |           | 0.00 CR      |
| 30/06/2023         | Credit interest                                   |          |           | 20.93     | 20.93 CR     |
| 30/06/2023         | Credit interest                                   |          | 20.93     |           | 0.00 CR      |
| <b>30/06/2023</b>  | <b>Closing Balance</b>                            |          |           |           | <b>0.00</b>  |

**BCF Super Fund**  
**General Ledger Account Movement**  
**For the period from 1 July 2022 to 30 June 2023**

| Date                               | Description   | Quantity | Debits    | Credits   | Balance       |
|------------------------------------|---|----------|-----------|-----------|---------------|
| <b>Liabilities</b>                 |   |          |           |           |               |
| <b>Swyftx Crypto Bank Account</b>  |   |          |           |           |               |
| 01/07/2022                         | Opening Balance                                       |          |           |           | 0.00          |
| 10/11/2022                         | Withdrawal  |          |           | 36,000.00 | 36,000.00 CR  |
| 10/11/2022                         | Withdrawal  |          | 36,000.00 |           | 0.00 CR       |
| 30/06/2023                         | Closing Balance                                       |          |           |           | 0.00          |
| <b>Member Entitlements</b>         |   |          |           |           |               |
| <b>Member Entitlement Accounts</b> |   |          |           |           |               |
| <b>Mr Jack Beardshall</b>          |   |          |           |           |               |
| <b>Accumulation</b>                |   |          |           |           |               |
| 01/07/2022                         | Opening Balance                                       |          |           |           | 82,185.97 CR  |
| 01/11/2022                         | MR JACK HENRY BEARDS                                  |          |           | 2,000.00  | 84,185.97 CR  |
| 04/05/2023                         | Contribution Tax Withheld                             |          | 29.83     |           | 84,156.14 CR  |
| 04/05/2023                         | Employer Contribution: Harvest Pub Operations Pty Ltd |          |           | 198.85    | 84,354.99 CR  |
| 30/06/2023                         | Income Taxes Allocated                                |          | 187.14    |           | 84,167.85 CR  |
| 30/06/2023                         | Investment Profit or Loss                             |          |           | 7,197.33  | 91,365.18 CR  |
| 30/06/2023                         | Closing Balance                                       |          |           |           | 91,365.18 CR  |
| <b>Mr Richard Beardshall</b>       |   |          |           |           |               |
| <b>Accumulation</b>                |   |          |           |           |               |
| 01/07/2022                         | Opening Balance                                       |          |           |           | 625,185.12 CR |
| 01/07/2022                         | Contribution Tax Withheld                             |          | 1,031.25  |           | 624,153.87 CR |
| 01/07/2022                         | INTERNET TRANSFER ONLINE V6958772144 q1 super rdb     |          |           | 6,875.00  | 631,028.87 CR |
| 01/07/2022                         | Spouse Split  |          | 22,000.00 |           | 609,028.87 CR |
| 05/10/2022                         | Contribution Tax Withheld                             |          | 1,031.25  |           | 607,997.62 CR |
| 05/10/2022                         | INTERNET TRANSFER ONLINE V1734037378 rdb super q2     |          |           | 6,875.00  | 614,872.62 CR |
| 09/01/2023                         | Contribution Tax Withheld                             |          | 1,031.25  |           | 613,841.37 CR |
| 09/01/2023                         | INTERNET TRANSFER ONLINE T9420551273 rdb super q3     |          |           | 6,875.00  | 620,716.37 CR |
| 03/04/2023                         | Contribution Tax Withheld                             |          | 1,031.25  |           | 619,685.12 CR |
| 03/04/2023                         | INTERNET TRANSFER ONLINE B6056175202 rdb super q4     |          |           | 6,875.00  | 626,560.12 CR |
| 30/06/2023                         | Income Taxes Allocated                                |          | 1,382.89  |           | 625,177.23 CR |
| 30/06/2023                         | Investment Profit or Loss                             |          |           | 53,203.47 | 678,380.70 CR |
| 30/06/2023                         | Closing Balance                                       |          |           |           | 678,380.70 CR |
| <b>Mrs Jennifer Clarke</b>         |   |          |           |           |               |
| <b>Accumulation</b>                |   |          |           |           |               |
| 01/07/2022                         | Opening Balance                                       |          |           |           | 602,507.35 CR |
| 01/07/2022                         | Rollover In   |          |           | 22,000.00 | 624,507.35 CR |
| 30/06/2023                         | Income Taxes Allocated                                |          | 1,398.49  |           | 623,108.86 CR |
| 30/06/2023                         | Investment Profit or Loss                             |          |           | 53,804.55 | 676,913.41 CR |
| 30/06/2023                         | Closing Balance                                       |          |           |           | 676,913.41 CR |

|                    |                          |                                 |             |
|--------------------|--------------------------|---------------------------------|-------------|
| <b>Client name</b> | BCF SUPER FUND           | <b>Fin Accounts Prepared by</b> | JEFFREY NG  |
| <b>Client code</b> | BCFSF (026)              | <b>Date prepared</b>            | 28-Aug-2023 |
| <b>Year ended</b>  | 30-Jun-2023              | <b>Reviewed by</b>              |             |
| <b>SRN/HIN</b>     | X0059403397 + SRN        | <b>Date reviewed</b>            |             |
| <b>Postcode</b>    | 2320 (Old Postcode 2291) | <a href="#">Back to Cover</a>   |             |

|                             | WP Ref             | Amount                 | Percentage     |
|-----------------------------|--------------------|------------------------|----------------|
| <b>CASH AT BANK</b>         | <a href="#">E</a>  | 8,660.88               | 0.60%          |
| <b>LISTED INVESTMENTS</b>   | <a href="#">E1</a> | 726,868.00             | 50.24%         |
| <b>UNLISTED INVESTMENTS</b> | <a href="#">E2</a> | 687,347.33             | 47.50%         |
| <b>PROPERTY</b>             | <a href="#">E3</a> | -                      | 0.00%          |
| <b>RECEIVABLES</b>          | <a href="#">E</a>  | 24,042.08              | 1.66%          |
| <b>OTHER ASSETS</b>         | <a href="#">E</a>  | -                      | 0.00%          |
|                             |                    | <b>\$ 1,446,918.29</b> | <b>100.00%</b> |

**Total Assets per Balance Sheet**

1,446,918.29

**Variance (must be nil)**

**0.00**



**BCF Super Fund**  
**Statement of Financial Position**  
**as at 30 June 2023**

|   | Note | 2023<br>\$                 | 2022<br>\$                 |
|---|------|----------------------------|----------------------------|
| <b>Assets</b>                               |      |                            |                            |
| Investments                                 |      |                            |                            |
| Managed Investments                         | 6A   | 534,336.63                 | 438,061.13                 |
| Shares in Listed Companies                  | 6B   | 467,428.00                 | 362,875.00                 |
| Shares in Unlisted Companies                | 6C   | 153,010.70                 | 132,385.00                 |
| Units In Listed Unit Trusts                 | 6D   | 259,440.00                 | 269,550.00                 |
| Other Assets                                |      |                            |                            |
| Cash At Bank                                |      | 8,660.88                   | 68,679.37                  |
| Unsettled Trades                            |      | -                          | 6,420.00                   |
| DRP Residual                                |      | 7.86                       | 7.86                       |
| Receivables                                 |      | 9,218.11                   | 15,282.51                  |
| Deferred Tax Assets                         |      | 12,359.60                  | 21,654.50                  |
| Current Tax Assets                          |      | 2,456.51                   | (4,777.93)                 |
| <b>Total Assets</b>                         |      | <b><u>1,446,918.29</u></b> | <b><u>1,310,137.44</u></b> |
| <b>Liabilities</b>                          |      |                            |                            |
| Other Creditors and Accruals                |      | 259.00                     | 259.00                     |
| <b>Total Liabilities</b>                    |      | <b><u>259.00</u></b>       | <b><u>259.00</u></b>       |
| <b>Net Assets Available to Pay Benefits</b> |      | <b><u>1,446,659.29</u></b> | <b><u>1,309,878.44</u></b> |
| <i>Represented by:</i>                      |      |                            |                            |
| <b>Liability for Accrued Benefits</b>       | 2    |                            |                            |
| Mr Jack Beardshall                          |      | 91,365.28                  | 82,185.97                  |
| Mr Richard Beardshall                       |      | 678,014.28                 | 625,185.12                 |
| Mrs Jennifer Clarke                         |      | 677,279.73                 | 602,507.35                 |
| <b>Total Liability for Accrued Benefits</b> |      | <b><u>1,446,659.29</u></b> | <b><u>1,309,878.44</u></b> |

*The accompanying notes form part of these financial statements.  
This report should be read in conjunction with the accompanying compilation report.*

|                    |                          |                                 |             |
|--------------------|--------------------------|---------------------------------|-------------|
| <b>Client name</b> | BCF SUPER FUND           | <b>Fin Accounts Prepared by</b> | JEFFREY NG  |
| <b>Client code</b> | BCFSF (026)              | <b>Date prepared</b>            | 28-Aug-2023 |
| <b>Year ended</b>  | 30-Jun-2023              | <b>Reviewed by</b>              |             |
| <b>SRN/HIN</b>     | X0059403397 + SRN        | <b>Date reviewed</b>            |             |
| <b>Postcode</b>    | 2320 (Old Postcode 2291) | <a href="#">Back to Cover</a>   |             |

Select a random sample of investments and from the sample selected:

- \* Agree name of holding and quantity of shares with Share Registry
- \* Obtain market price on balance date and agree market valuation to Broker/AFR
- \* Attach our valuation report and reconcile for differences
- \* Agree to minutes for proper authorisation
- \* Agree to source documents, bank statements and transfer forms
- \* Unrealised are properly recorded in financial report
- \* Disposals are at market value
- \* Investments are at armslength, in accordance with investment strategy and conform with sole purpose
- \* Attach all printed registries' confirmation

| ASX Code     | Company               | Units Held | Market Price | Market Valuation  |
|--------------|-----------------------|------------|--------------|-------------------|
| 1            | HM1 HEARTS AND MINDS  | 47,500     | 2.260        | 107,350.00        |
| 2            | OPH OPHIR HIGH CF     | 50,000     | 2.420        | 121,000.00        |
| 3            | RF1 REGAL INVEST FUND | 35,000     | 2.660        | 93,100.00         |
| 4            |                       |            | -            | -                 |
| 5            |                       |            | -            | -                 |
| 6            |                       |            | -            | -                 |
| 7            |                       |            | -            | -                 |
| 8            |                       |            | -            | -                 |
| 9            |                       |            | -            | -                 |
| 10           |                       |            | -            | -                 |
| <b>Total</b> |                       |            |              | <b>321,450.00</b> |

Sampling % 44.2%

**Reconciliation**

|                           |            |             |
|---------------------------|------------|-------------|
| Roach & Bruce's Valuation | 726,868.00 |             |
| Less Cash                 |            | 726,868.00  |
| Broker's Valuation        | 726,868.00 |             |
| Less Cash                 |            | 726,868.00  |
| Variance                  |            | <b>0.00</b> |

Variance is explained by:

| Item                  | Description | Account | Amount      |
|-----------------------|-------------|---------|-------------|
| 1                     |             |         |             |
| 2                     |             |         |             |
| 3                     |             |         |             |
| 4                     |             |         |             |
| 5                     |             |         |             |
| 6                     |             |         |             |
|                       |             |         | <b>0.00</b> |
| Balance should be nil |             |         | <b>0.00</b> |

**BCF Super Fund**  
Investment Summary as at 30 June 2023

| Investment  | Units         | Average Cost Price | Market Price | Accounting Cost   | Market Value      | Unrealised Accounting Gain/(Loss) | Accounting Gain/(Loss) (%) | Portfolio Weight (%) |
|---|---------------|--------------------|--------------|-------------------|-------------------|-----------------------------------|----------------------------|----------------------|
| <b><u>Bank</u></b>  |               |                    |              |                   |                   |                                   |                            |                      |
| Bell Direct   |               |                    |              | 2,328.64          | 2,328.64          |                                   |                            | 0.16%                |
| NAB Cash Manager  |               |                    |              | 6,177.62          | 6,177.62          |                                   |                            | 0.43%                |
| Swyftx Crypto Bank Account  |               |                    |              | 154.62            | 154.62            |                                   |                            | 0.01%                |
|   |               |                    |              | <b>8,660.88</b>   | <b>8,660.88</b>   |                                   |                            | <b>0.61%</b>         |
| <b><u>Listed Securities Market</u></b>  |               |                    |              |                   |                   |                                   |                            |                      |
| Bailador Technology Investments Limited (ASX:BTI)                               | 50,000.00000  | 1.3479             | 1.1650       | 67,393.80         | 58,250.00         | (9,143.80)                        | (13.57)%                   | 4.09%                |
| Vaneck Gold Miners ETF - Vaneck Gold Miners ETF (ASX:GDX)                       | 1,000.00000   | 47.6272            | 45.3400      | 47,627.18         | 45,340.00         | (2,287.18)                        | (4.80)%                    | 3.19%                |
| Global X Metal Securities Australia Limited - Global X Physical GOLD (ASX:GOLD) | 1,400.00000   | 22.5800            | 26.6200      | 31,612.00         | 37,268.00         | 5,656.00                          | 17.89%                     | 2.62%                |
| Hearts And Minds Investments Limited (ASX:HM1)                                  | 47,500.00000  | 2.6159             | 2.2600       | 124,257.04        | 107,350.00        | (16,907.04)                       | (13.61)%                   | 7.54%                |
| L1 Long Short Fund Limited (ASX:LSF)  | 28,000.00000  | 1.5184             | 2.8100       | 42,515.50         | 78,680.00         | 36,164.50                         | 85.06%                     | 5.53%                |
| New Hope Corporation Limited (ASX:NHC)  | 11,000.00000  | 5.2455             | 4.8500       | 57,700.47         | 53,350.00         | (4,350.47)                        | (7.54)%                    | 3.75%                |
| Ophir High Conviction Fund - Ordinary Units Fully Paid (ASX:OPH)                | 50,000.00000  | 2.4072             | 2.4200       | 120,359.58        | 121,000.00        | 640.42                            | 0.53%                      | 8.50%                |
| Regal Investment Fund - Ordinary Units Fully Paid (ASX:RF1)                     | 35,000.00000  | 2.7298             | 2.6600       | 95,543.81         | 93,100.00         | (2,443.81)                        | (2.56)%                    | 6.54%                |
| Thorney Technologies Ltd (ASX:TEK)  | 120,000.00000 | 0.1975             | 0.1750       | 23,696.00         | 21,000.00         | (2,696.00)                        | (11.38)%                   | 1.48%                |
| Tribeca Global Natural Resources Limited (ASX:TGF)                              | 44,000.00000  | 1.7430             | 1.7200       | 76,691.55         | 75,680.00         | (1,011.55)                        | (1.32)%                    | 5.32%                |
| Wcm Global Growth Limited (ASX:WQG)   | 30,000.00000  | 1.1415             | 1.1950       | 34,245.15         | 35,850.00         | 1,604.85                          | 4.69%                      | 2.52%                |
|   |               |                    |              | <b>721,642.08</b> | <b>726,868.00</b> | <b>5,225.92</b>                   | <b>0.72%</b>               | <b>51.08%</b>        |
| <b><u>Managed Funds Market</u></b>  |               |                    |              |                   |                   |                                   |                            |                      |
| OP Fund   | 100,000.00000 | 1.0000             | 0.9571       | 100,000.00        | 95,710.00         | (4,290.00)                        | (4.29)%                    | 6.73%                |
| Frazis Fund   | 91,721.93360  | 1.4284             | 0.7494       | 131,016.28        | 68,736.42         | (62,279.86)                       | (47.54)%                   | 4.83%                |
| Ophir Global Opportunities Fund   | 170,183.79000 | 1.4692             | 1.3586       | 250,035.00        | 231,211.70        | (18,823.30)                       | (7.53)%                    | 16.25%               |
| Ophir Global High Conviction Fund   | 122,377.79000 | 1.4947             | 1.1332       | 182,920.91        | 138,678.51        | (44,242.40)                       | (24.19)%                   | 9.75%                |
|   |               |                    |              | <b>663,972.19</b> | <b>534,336.63</b> | <b>(129,635.56)</b>               | <b>(19.52)%</b>            | <b>37.55%</b>        |

**BCF Super Fund**  
**Investment Summary as at 30 June 2023**

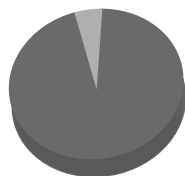
| Investment                               | Units     | Average<br>Cost<br>Price | Market<br>Price | Accounting<br>Cost  | Market<br>Value     | Unrealised<br>Accounting<br>Gain/(Loss) | Accounting<br>Gain/(Loss)<br>(%) | Portfolio<br>Weight<br>(%) |
|--|-----------|--------------------------|-----------------|---------------------|---------------------|---|----------------------------------|----------------------------|
| <b><u>Unlisted Market</u></b>            |           |                          |                 |                     |                     |   |                                  |                            |
| 1/2oz ABC Gold Cast                      | 20.00000  | 1,239.1000               | 1,414.1000      | 24,782.00           | 28,282.00           | 3,500.00                                | 14.12%                           | 1.99%                      |
| 1kg ABC Silver Cast Bar 999.5            | 39.00000  | 1,177.0305               | 1,051.9000      | 45,904.19           | 41,024.10           | (4,880.09)                              | (10.63)%                         | 2.88%                      |
| 1oz Gold Beneath the Southern Skies Coin | 20.00000  | 2,570.6945               | 2,828.3000      | 51,413.89           | 56,566.00           | 5,152.11                                | 10.02%                           | 3.98%                      |
| 1oz Silver Kangaroo Coin                 | 100.00000 | 40.3000                  | 32.7000         | 4,030.00            | 3,270.00            | (760.00)                                | (18.86)%                         | 0.23%                      |
| Tael ABC Gold 37.5 grams                 | 7.00000   | 3,028.9114               | 3,409.8000      | 21,202.38           | 23,868.60           | 2,666.22                                | 12.58%                           | 1.68%                      |
|  |           |                          |                 | <b>147,332.46</b>   | <b>153,010.70</b>   | <b>5,678.24</b>                         | <b>3.85%</b>                     | <b>10.75%</b>              |
|  |           |                          |                 | <b>1,541,607.61</b> | <b>1,422,876.21</b> | <b>(118,731.40)</b>                     | <b>(7.70)%</b>                   | <b>100.00%</b>             |

The accounting cost is the original cost base adjusted by any subsequent capital call/improvement or capital return transactions. In many cases, it is not the same as the adjusted or reduced cost base, or the reset cost base resulting from the CGT relief. To view the tax cost base and unrealised gain/(loss) for tax purposes refer to the Unrealised Capital Gains Report or change the report parameter to tax cost base.

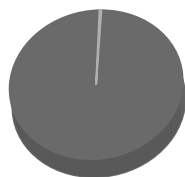
# Financial Year Summary

01 Jul 2022 - 30 Jun 2023

| Summary Information A/C 155074                       | +/-           |                     |
|--|---------------|---------------------|
| Holdings valuation at start of period                |               | \$632,425.00        |
| Holdings valuation at end of period                  | \$94,443.00   | \$726,868.00        |
| Direct Investment Account balance at start of period |               | \$31,849.93         |
| Direct Investment Account balance at end of period   | (\$29,521.29) | \$2,328.64          |
| Portfolio (holdings plus cash) at start of period    |               | \$664,274.93        |
| Portfolio (holdings plus cash) at end of period      | \$64,921.71   | \$729,196.64        |
| <b>Total portfolio value</b>                         |               | <b>\$729,196.64</b> |
| Direct Investment Account interest                   |               | \$66.31             |
| Deposits into Direct Investment Account              |               | \$40,030.00         |
| Withdrawals from Direct Investment Account           |               | (\$10.00)           |
| Net trade flows                                      |               | (\$69,607.60)       |
| Total brokerage                                      |               | \$1,643.47          |
| Total ASX Clear fees                                 |               | \$0.00              |
| Total option exercise fees                           |               | \$0.00              |
| Information service fees                             |               | \$10.00             |
| Estimated dividends and distributions                |               | \$41,169.36         |
| Estimated franking credits                           |               | \$8,951.68          |

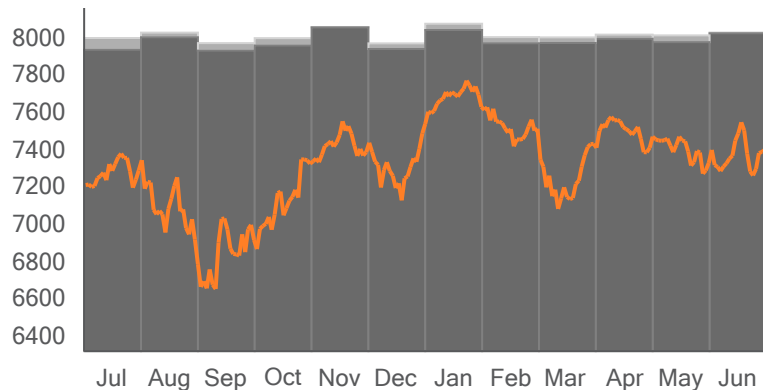


**2022**  
 Cash 4.79%  
 Holdings 95.21%



**2023**  
 Cash 0.32%  
 Holdings 99.68%

**ASX ALL ORDS**



While every effort has been made to provide you with an accurate statement, we give no warranty of accuracy or reliability and take no responsibility for any errors or omissions including negligence by any officers, employees or agents. We encourage you to confirm the information, holdings and valuations contained herein. Information contained in the report may only relate to the period since you commenced our service.

# Holdings valuation

01 Jul 2022 - 30 Jun 2023

Holdings valuation at 1 Jul 2022

\$632,425.00

## Equities

| ASX code  | Description          | Quantity | Price    | Value        |
|-----------|----------------------|----------|----------|--------------|
| BBOZ      | BETA SBEAR TMF UNITS | 3,000    | \$4.940  | \$14,820.00  |
| BTI       | BAILADOR FPO         | 25,000   | \$1.445  | \$36,125.00  |
| FOR       | FORAGER AU UNITS     | 13,500   | \$1.200  | \$16,200.00  |
| GDX       | VE GOLD ETF UNITS    | 1,000    | \$40.970 | \$40,970.00  |
| GOLD      | ETP. GBLX GOLD       | 1,400    | \$24.500 | \$34,300.00  |
| HM1       | HEARTS MND FPO       | 50,000   | \$2.020  | \$101,000.00 |
| LSF       | L1 LS FUND FPO       | 20,000   | \$2.560  | \$51,200.00  |
| OPH       | OPHIR HCF UNITS      | 33,000   | \$2.400  | \$79,200.00  |
| RF1       | REGAL INV UNITS      | 34,000   | \$2.840  | \$96,560.00  |
| SNAS      | GBLX SNAS TMF UNITS  | 4,000    | \$5.450  | \$21,800.00  |
| TEK       | THORN TECH FPO       | 105,000  | \$0.210  | \$22,050.00  |
| TGF       | TRIBECA FPO          | 35,000   | \$2.040  | \$71,400.00  |
| WQG       | WCM GLOBAL FPO       | 40,000   | \$1.170  | \$46,800.00  |
| Sub total |                      |          |          | \$632,425.00 |

Holdings valuation at 30 Jun 2023

\$726,868.00

## Equities

| ASX code | Description       | Quantity | Price    | Value        |
|----------|-------------------|----------|----------|--------------|
| BTI      | BAILADOR FPO      | 50,000   | \$1.165  | \$58,250.00  |
| GDX      | VE GOLD ETF UNITS | 1,000    | \$45.340 | \$45,340.00  |
| GOLD     | ETP. GBLX GOLD    | 1,400    | \$26.620 | \$37,268.00  |
| HM1      | HEARTS MND FPO    | 47,500   | \$2.260  | \$107,350.00 |
| LSF      | L1 LS FUND FPO    | 28,000   | \$2.810  | \$78,680.00  |
| NHC      | NEW HOPE FPO      | 11,000   | \$4.850  | \$53,350.00  |

While every effort has been made to provide you with an accurate statement, we give no warranty of accuracy or reliability and take no responsibility for any errors or omissions including negligence by any officers, employees or agents. We encourage you to confirm the information, holdings and valuations contained herein. Information contained in the report may only relate to the period since you commenced our service.

## Holdings valuation (continued)

01 Jul 2022 - 30 Jun 2023



|                  |                 |         |         |                     |
|------------------|-----------------|---------|---------|---------------------|
| OPH              | OPHIR HCF UNITS | 50,000  | \$2.420 | \$121,000.00        |
| RF1              | REGAL INV UNITS | 35,000  | \$2.660 | \$93,100.00         |
| TEK              | THORN TECH FPO  | 120,000 | \$0.175 | \$21,000.00         |
| TGF              | TRIBECA FPO     | 44,000  | \$1.720 | \$75,680.00         |
| WQG              | WCM GLOBAL FPO  | 30,000  | \$1.195 | \$35,850.00         |
| <b>Sub total</b> |                 |         |         | <b>\$726,868.00</b> |

While every effort has been made to provide you with an accurate statement, we give no warranty of accuracy or reliability and take no responsibility for any errors or omissions including negligence by any officers, employees or agents. We encourage you to confirm the information, holdings and valuations contained herein. Information contained in the report may only relate to the period since you commenced our service.



# Holdings valuation (continued)

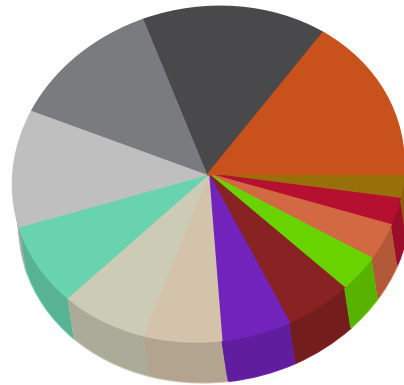
01 Jul 2022 - 30 Jun 2023

Holdings valuation at 1 Jul 2022

\$632,425.00

## Holdings composition 1 Jul 2022

|            |            |            |
|------------|------------|------------|
| HM1 15.97% | WQG 7.40%  | SNAS 3.45% |
| RF1 15.27% | GDX 6.48%  | FOR 2.56%  |
| OPH 12.52% | BTI 5.71%  | BBOZ 2.34% |
| TGF 11.29% | GOLD 5.42% |            |
| LSF 8.10%  | TEK 3.49%  |            |

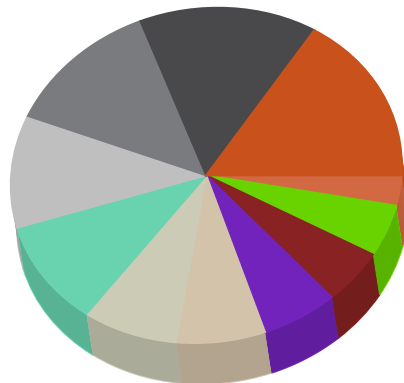


Holdings valuation at 30 Jun 2023

\$726,868.00

## Holdings composition 30 Jun 2023

|            |            |            |
|------------|------------|------------|
| OPH 16.65% | TGF 10.41% | GOLD 5.13% |
| HM1 14.77% | BTI 8.01%  | WQG 4.93%  |
| RF1 12.81% | NHC 7.34%  | TEK 2.89%  |
| LSF 10.82% | GDX 6.24%  |            |



While every effort has been made to provide you with an accurate statement, we give no warranty of accuracy or reliability and take no responsibility for any errors or omissions including negligence by any officers, employees or agents. We encourage you to confirm the information, holdings and valuations contained herein. Information contained in the report may only relate to the period since you commenced our service.





# Direct Investment Account Summary

01 Jul 2022 - 30 Jun 2023

Direct Investment Account balance at start of period

\$31,849.93

## Interest earned in the period

|                  |                |
|------------------|----------------|
| 31 Oct 2022      | \$2.40         |
| 30 Nov 2022      | \$3.76         |
| 31 Dec 2022      | \$6.56         |
| 31 Jan 2023      | \$10.59        |
| 28 Feb 2023      | \$7.50         |
| 31 Mar 2023      | \$10.17        |
| 30 Apr 2023      | \$6.22         |
| 31 May 2023      | \$11.65        |
| 30 Jun 2023      | \$7.46         |
| <b>Sub total</b> | <b>\$66.31</b> |

## Client deposits into Direct Investment Account

|                  |                        |                    |
|------------------|------------------------|--------------------|
| 05 Jul 2022      | Direct credit received | \$20.00            |
| 13 Mar 2023      | Direct credit received | \$10.00            |
| 22 May 2023      | Direct credit received | \$40,000.00        |
| <b>Sub total</b> |                        | <b>\$40,030.00</b> |

## Other withdrawals from Direct Investment Account

|                     |                |
|---------------------|----------------|
| Total invoices paid | \$10.00        |
| <b>Sub total</b>    | <b>\$10.00</b> |

Net trade flows

(\$69,607.60)

Direct Investment Account balance at end of period

\$2,328.64

While every effort has been made to provide you with an accurate statement, we give no warranty of accuracy or reliability and take no responsibility for any errors or omissions including negligence by any officers, employees or agents. We encourage you to confirm the information, holdings and valuations contained herein. Information contained in the report may only relate to the period since you commenced our service.

# Transaction summary

01 Jul 2022 - 30 Jun 2023

## Equities

### BBOZ

### BETA AUST STR BEAR TMF UNITS

| Date       | Type | Action    | Quantity | Unit price | Trade value   | Brokerage | Other fees | GST    | Total value   |
|------------|------|-----------|----------|------------|---------------|-----------|------------|--------|---------------|
| 20/05/2021 | Buy  | B20956364 | 3,000    | \$5.1800   | \$15,540.00   | \$11.30   | \$0.00     | \$1.13 | \$15,552.43   |
| 27/07/2021 | Buy  | B21152697 | 2,000    | \$4.4400   | \$8,880.00    | \$11.82   | \$0.00     | \$1.18 | \$8,893.00    |
| 15/09/2021 | Buy  | B21331504 | 2,500    | \$4.3600   | \$10,900.00   | \$11.82   | \$0.00     | \$1.18 | \$10,913.00   |
| 18/02/2022 | Buy  | B21850004 | 2,000    | \$4.2800   | \$8,560.00    | \$11.82   | \$0.00     | \$1.18 | \$8,573.00    |
| 30/05/2022 | Sell | S22195839 | (4,500)  | \$3.9900   | (\$17,955.00) | \$13.05   | \$0.00     | \$1.31 | (\$17,940.64) |
| 17/06/2022 | Sell | S22263239 | (1,000)  | \$5.2000   | (\$5,200.00)  | \$11.82   | \$0.00     | \$1.18 | (\$5,187.00)  |
| 30/06/2022 | Sell | S22315406 | (1,000)  | \$4.7900   | (\$4,790.00)  | \$9.09    | \$0.00     | \$0.91 | (\$4,780.00)  |
| 08/07/2022 | Sell | S22340326 | (1,500)  | \$4.5800   | (\$6,870.00)  | \$13.64   | \$0.00     | \$1.36 | (\$6,855.00)  |
| 12/07/2022 | Buy  | B22351372 | 2,000    | \$4.7100   | \$9,420.00    | \$11.82   | \$0.00     | \$1.18 | \$9,433.00    |
| 25/10/2022 | Sell | S22730453 | (1,500)  | \$4.1700   | (\$6,255.00)  | \$13.64   | \$0.00     | \$1.36 | (\$6,240.00)  |
| 16/11/2022 | Sell | S22820495 | (2,000)  | \$3.7000   | (\$7,400.00)  | \$13.64   | \$0.00     | \$1.36 | (\$7,385.00)  |
| 08/06/2023 | Buy  | B23556279 | 4,000    | \$3.5900   | \$14,360.00   | \$22.73   | \$0.00     | \$2.27 | \$14,385.00   |
| 16/06/2023 | Sell | S23581325 | (4,000)  | \$3.4600   | (\$13,840.00) | \$22.73   | \$0.00     | \$2.27 | (\$13,815.00) |
| Sub total  |      |           | 0        |            |               |           |            |        |               |

### BTI

### BAILADOR TECH INV ORDINARY

| Date       | Type | Action    | Quantity | Unit price | Trade value | Brokerage | Other fees | GST    | Total value |
|------------|------|-----------|----------|------------|-------------|-----------|------------|--------|-------------|
| 31/05/2022 | Buy  | B22202763 | 10,000   | \$1.3719   | \$13,718.81 | \$11.82   | \$0.00     | \$1.18 | \$13,731.81 |
| 01/06/2022 | Buy  | B22205066 | 5,000    | \$1.4200   | \$7,100.00  | \$13.64   | \$0.00     | \$1.36 | \$7,115.00  |
| 08/06/2022 | Buy  | B22228076 | 5,000    | \$1.3850   | \$6,924.99  | \$13.64   | \$0.00     | \$1.36 | \$6,939.99  |

While every effort has been made to provide you with an accurate statement, we give no warranty of accuracy or reliability and take no responsibility for any errors or omissions including negligence by any officers, employees or agents. We encourage you to confirm the information, holdings and valuations contained herein. Information contained in the report may only relate to the period since you commenced our service.



# Transaction summary (continued)

01 Jul 2022 - 30 Jun 2023

|                  |      |           |               |          |              |         |        |        |              |
|------------------|------|-----------|---------------|----------|--------------|---------|--------|--------|--------------|
| 09/06/2022       | Sell | S22235427 | (5,000)       | \$1.4400 | (\$7,200.00) | \$13.64 | \$0.00 | \$1.36 | (\$7,185.00) |
| 15/06/2022       | Buy  | B22251056 | 5,000         | \$1.3500 | \$6,750.00   | \$11.82 | \$0.00 | \$1.18 | \$6,763.00   |
| 20/06/2022       | Buy  | B22272573 | 5,000         | \$1.3200 | \$6,600.00   | \$11.82 | \$0.00 | \$1.18 | \$6,613.00   |
| 06/07/2022       | Buy  | B22331767 | 5,000         | \$1.4050 | \$7,025.00   | \$13.64 | \$0.00 | \$1.36 | \$7,040.00   |
| 06/07/2022       | Buy  | B22332662 | 5,000         | \$1.3950 | \$6,975.00   | \$13.64 | \$0.00 | \$1.36 | \$6,990.00   |
| 08/07/2022       | Buy  | B22343410 | 5,000         | \$1.3800 | \$6,900.00   | \$13.64 | \$0.00 | \$1.36 | \$6,915.00   |
| 12/07/2022       | Sell | S22351653 | (5,000)       | \$1.3880 | (\$6,940.14) | \$11.82 | \$0.00 | \$1.18 | (\$6,927.14) |
| 12/07/2022       | Sell | S22352159 | (5,000)       | \$1.3900 | (\$6,950.00) | \$11.82 | \$0.00 | \$1.18 | (\$6,937.00) |
| 21/07/2022       | Buy  | B22381309 | 5,000         | \$1.4200 | \$7,100.00   | \$11.82 | \$0.00 | \$1.18 | \$7,113.00   |
| 21/07/2022       | Buy  | B22381441 | 5,000         | \$1.3950 | \$6,975.00   | \$11.82 | \$0.00 | \$1.18 | \$6,988.00   |
| 09/11/2022       | Buy  | B22787869 | 5,000         | \$1.2900 | \$6,450.00   | \$13.64 | \$0.00 | \$1.36 | \$6,465.00   |
| 13/06/2023       | Buy  | B23563340 | 5,000         | \$1.1700 | \$5,850.00   | \$13.64 | \$0.00 | \$1.36 | \$5,865.00   |
| <b>Sub total</b> |      |           | <b>50,000</b> |          |              |         |        |        |              |

## FOR FORAGER AUST SHS FND ORDINARY UNITS

| Date       | Type | Action   | Quantity | Unit price | Trade value   | Brokerage | Other fees | GST    | Total value   |
|------------|------|----------|----------|------------|---------------|-----------|------------|--------|---------------|
| 15/05/2017 | Buy  | B3069476 | 10,000   | \$2.0000   | \$20,000.00   | \$14.55   | \$0.00     | \$1.45 | \$20,016.00   |
| 06/06/2017 | Buy  | B3104688 | 10,000   | \$1.9900   | \$19,900.00   | \$22.73   | \$0.00     | \$2.27 | \$19,925.00   |
| 07/06/2017 | Buy  | B3106890 | 10,000   | \$1.9700   | \$19,700.00   | \$22.73   | \$0.00     | \$2.27 | \$19,725.00   |
| 08/06/2017 | Buy  | B3107958 | 5,000    | \$1.9500   | \$9,750.00    | \$11.82   | \$0.00     | \$1.18 | \$9,763.00    |
| 08/06/2017 | Buy  | B3108111 | 5,000    | \$1.9300   | \$9,650.00    | \$11.82   | \$0.00     | \$1.18 | \$9,663.00    |
| 13/06/2017 | Sell | S3111838 | (5,000)  | \$2.0000   | (\$10,000.00) | \$11.82   | \$0.00     | \$1.18 | (\$9,987.00)  |
| 14/06/2017 | Sell | S3113793 | (5,000)  | \$2.0200   | (\$10,100.00) | \$11.82   | \$0.00     | \$1.18 | (\$10,087.00) |

While every effort has been made to provide you with an accurate statement, we give no warranty of accuracy or reliability and take no responsibility for any errors or omissions including negligence by any officers, employees or agents. We encourage you to confirm the information, holdings and valuations contained herein. Information contained in the report may only relate to the period since you commenced our service.

# Transaction summary (continued)

01 Jul 2022 - 30 Jun 2023

|            |      |           |         |          |               |         |        |        |               |
|------------|------|-----------|---------|----------|---------------|---------|--------|--------|---------------|
| 15/06/2017 | Sell | S3115994  | (5,000) | \$2.0200 | (\$10,100.00) | \$11.82 | \$0.00 | \$1.18 | (\$10,087.00) |
| 28/06/2017 | Sell | S3137352  | (3,413) | \$2.0600 | (\$7,030.78)  | \$9.09  | \$0.00 | \$0.91 | (\$7,020.78)  |
| 29/06/2017 | Sell | S3137901  | (6,587) | \$2.0000 | (\$13,174.00) | \$9.58  | \$0.00 | \$0.96 | (\$13,163.46) |
| 17/07/2017 | Buy  | B3162374  | 5,000   | \$2.0200 | \$10,100.00   | \$11.82 | \$0.00 | \$1.18 | \$10,113.00   |
| 17/07/2017 | Buy  | B3162432  | 5,000   | \$2.0000 | \$10,000.00   | \$11.82 | \$0.00 | \$1.18 | \$10,013.00   |
| 21/07/2017 | Sell | S3171531  | (2,500) | \$2.0400 | (\$5,100.00)  | \$9.09  | \$0.00 | \$0.91 | (\$5,090.00)  |
| 21/07/2017 | In   | Transfer  | 1,406   | \$1.7164 | \$2,413.26    | \$0.00  | \$0.00 | \$0.00 | \$2,413.26    |
| 13/10/2017 | Buy  | B3305853  | 1,094   | \$2.0300 | \$2,220.82    | \$11.82 | \$0.00 | \$1.18 | \$2,233.82    |
| 17/10/2017 | Buy  | B3312714  | 5,000   | \$2.0000 | \$10,000.00   | \$9.09  | \$0.00 | \$0.91 | \$10,010.00   |
| 19/10/2017 | Sell | S3316545  | (5,000) | \$2.0400 | (\$10,200.00) | \$9.09  | \$0.00 | \$0.91 | (\$10,190.00) |
| 29/12/2017 | Buy  | B3454843  | 2,000   | \$2.0500 | \$4,100.00    | \$9.09  | \$0.00 | \$0.91 | \$4,110.00    |
| 10/01/2018 | Buy  | B3472902  | 3,000   | \$2.0300 | \$6,090.00    | \$11.82 | \$0.00 | \$1.18 | \$6,103.00    |
| 03/04/2018 | Sell | S3623448  | (5,000) | \$2.0200 | (\$10,100.00) | \$22.73 | \$0.00 | \$2.27 | (\$10,075.00) |
| 20/07/2018 | In   | Transfer  | 3,295   | \$1.6151 | \$5,321.75    | \$0.00  | \$0.00 | \$0.00 | \$5,321.75    |
| 30/08/2018 | Sell | S3871853  | (3,000) | \$1.7600 | (\$5,280.00)  | \$11.82 | \$0.00 | \$1.18 | (\$5,267.00)  |
| 30/08/2018 | Sell | S3872083  | (3,000) | \$1.7900 | (\$5,370.00)  | \$11.82 | \$0.00 | \$1.18 | (\$5,357.00)  |
| 28/09/2018 | In   | Transfer  | 3,716   | \$1.5800 | \$5,871.28    | \$0.00  | \$0.00 | \$0.00 | \$5,871.28    |
| 05/07/2019 | Buy  | B4409525  | 5,000   | \$1.2087 | \$6,043.66    | \$13.64 | \$0.00 | \$1.36 | \$6,058.66    |
| 19/10/2020 | Sell | S20283469 | (3,011) | \$1.3400 | (\$4,034.74)  | \$11.82 | \$0.00 | \$1.18 | (\$4,021.74)  |
| 20/10/2020 | Buy  | B20290011 | 5,000   | \$1.2500 | \$6,250.00    | \$11.82 | \$0.00 | \$1.18 | \$6,263.00    |
| 18/11/2020 | Buy  | B20381202 | 7,000   | \$1.3650 | \$9,555.00    | \$11.82 | \$0.00 | \$1.18 | \$9,568.00    |

While every effort has been made to provide you with an accurate statement, we give no warranty of accuracy or reliability and take no responsibility for any errors or omissions including negligence by any officers, employees or agents. We encourage you to confirm the information, holdings and valuations contained herein. Information contained in the report may only relate to the period since you commenced our service.



# Transaction summary (continued)

01 Jul 2022 - 30 Jun 2023

|                  |      |           |          |          |               |         |        |        |               |
|------------------|------|-----------|----------|----------|---------------|---------|--------|--------|---------------|
| 01/03/2021       | Sell | S20708799 | (8,000)  | \$1.4000 | (\$11,200.00) | \$22.73 | \$0.00 | \$2.27 | (\$11,175.00) |
| 01/03/2021       | Buy  | B20708911 | 16,000   | \$1.4150 | \$22,640.00   | \$22.73 | \$0.00 | \$2.27 | \$22,665.00   |
| 14/04/2021       | Sell | S20844666 | (4,000)  | \$1.6000 | (\$6,400.00)  | \$11.82 | \$0.00 | \$1.18 | (\$6,387.00)  |
| 21/07/2021       | Sell | S21137179 | (4,000)  | \$1.7250 | (\$6,900.00)  | \$11.82 | \$0.00 | \$1.18 | (\$6,887.00)  |
| 26/07/2021       | Sell | S21149994 | (2,500)  | \$1.8300 | (\$4,575.00)  | \$11.82 | \$0.00 | \$1.18 | (\$4,562.00)  |
| 01/10/2021       | Sell | S21392418 | (5,000)  | \$1.7500 | (\$8,750.00)  | \$13.64 | \$0.00 | \$1.36 | (\$8,735.00)  |
| 15/10/2021       | Sell | S21437456 | (5,000)  | \$1.7700 | (\$8,850.00)  | \$11.82 | \$0.00 | \$1.18 | (\$8,837.00)  |
| 06/01/2022       | Sell | S21696967 | (5,000)  | \$1.8100 | (\$9,050.00)  | \$13.64 | \$0.00 | \$1.36 | (\$9,035.00)  |
| 04/02/2022       | Sell | S21802479 | (4,000)  | \$1.7700 | (\$7,080.00)  | \$13.64 | \$0.00 | \$1.36 | (\$7,065.00)  |
| 08/06/2022       | Sell | S22228084 | (5,000)  | \$1.3900 | (\$6,950.00)  | \$13.64 | \$0.00 | \$1.36 | (\$6,935.00)  |
| 21/07/2022       | Buy  | B22383005 | 1,058    | \$1.2700 | \$1,343.66    | \$11.82 | \$0.00 | \$1.18 | \$1,356.66    |
| 22/07/2022       | Buy  | B22385985 | 5,442    | \$1.2900 | \$7,020.18    | \$0.00  | \$0.00 | \$0.00 | \$7,020.18    |
| 20/09/2022       | Sell | S22612712 | (5,000)  | \$1.3300 | (\$6,650.00)  | \$13.64 | \$0.00 | \$1.36 | (\$6,635.00)  |
| 28/11/2022       | Sell | S22865273 | (5,000)  | \$1.3200 | (\$6,600.00)  | \$13.64 | \$0.00 | \$1.36 | (\$6,585.00)  |
| 29/12/2022       | Sell | S22974502 | (10,000) | \$1.3600 | (\$13,600.00) | \$22.73 | \$0.00 | \$2.27 | (\$13,575.00) |
| <b>Sub total</b> |      |           | <b>0</b> |          |               |         |        |        |               |

HM1

HEARTS AND MINDS ORDINARY

| Date       | Type | Action   | Quantity | Unit price | Trade value  | Brokerage | Other fees | GST    | Total value  |
|------------|------|----------|----------|------------|--------------|-----------|------------|--------|--------------|
| 07/02/2019 | Buy  | B4121250 | 3,000    | \$2.7500   | \$8,250.00   | \$11.82   | \$0.00     | \$1.18 | \$8,263.00   |
| 14/02/2019 | Buy  | B4134669 | 3,000    | \$2.7300   | \$8,190.00   | \$11.82   | \$0.00     | \$1.18 | \$8,203.00   |
| 03/06/2019 | Sell | S4337582 | (3,000)  | \$2.9200   | (\$8,760.00) | \$13.64   | \$0.00     | \$1.36 | (\$8,745.00) |
| 25/11/2019 | Sell | S4706021 | (3,000)  | \$3.2100   | (\$9,630.00) | \$13.64   | \$0.00     | \$1.36 | (\$9,615.00) |

While every effort has been made to provide you with an accurate statement, we give no warranty of accuracy or reliability and take no responsibility for any errors or omissions including negligence by any officers, employees or agents. We encourage you to confirm the information, holdings and valuations contained herein. Information contained in the report may only relate to the period since you commenced our service.



# Transaction summary (continued)

01 Jul 2022 - 30 Jun 2023

|            |      |           |         |          |              |         |        |        |              |
|------------|------|-----------|---------|----------|--------------|---------|--------|--------|--------------|
| 11/05/2020 | Buy  | B5185281  | 4,000   | \$2.9700 | \$11,880.00  | \$22.73 | \$0.00 | \$2.27 | \$11,905.00  |
| 26/05/2020 | Buy  | B5234622  | 2,500   | \$2.9600 | \$7,400.00   | \$13.64 | \$0.00 | \$1.36 | \$7,415.00   |
| 09/06/2020 | Buy  | B5289641  | 3,000   | \$3.1100 | \$9,330.00   | \$13.64 | \$0.00 | \$1.36 | \$9,345.00   |
| 18/06/2020 | Buy  | B5330295  | 2,500   | \$3.0300 | \$7,575.00   | \$11.82 | \$0.00 | \$1.18 | \$7,588.00   |
| 06/07/2020 | Buy  | B5382175  | 2,500   | \$3.1900 | \$7,975.00   | \$13.64 | \$0.00 | \$1.36 | \$7,990.00   |
| 20/08/2020 | Buy  | B20101277 | 2,500   | \$3.5300 | \$8,825.00   | \$13.64 | \$0.00 | \$1.36 | \$8,840.00   |
| 21/08/2020 | Buy  | B20106267 | 3,000   | \$3.5100 | \$10,530.00  | \$11.82 | \$0.00 | \$1.18 | \$10,543.00  |
| 22/10/2020 | Sell | S20299429 | (2,000) | \$4.1300 | (\$8,260.00) | \$11.82 | \$0.00 | \$1.18 | (\$8,247.00) |
| 04/11/2020 | Sell | S20335963 | (2,000) | \$4.0400 | (\$8,080.00) | \$13.64 | \$0.00 | \$1.36 | (\$8,065.00) |
| 06/11/2020 | Sell | S20341250 | (2,000) | \$4.3000 | (\$8,600.00) | \$13.64 | \$0.00 | \$1.36 | (\$8,585.00) |
| 10/11/2020 | Sell | S20353373 | (2,000) | \$4.4800 | (\$8,960.00) | \$13.64 | \$0.00 | \$1.36 | (\$8,945.00) |
| 12/11/2020 | Sell | S20364387 | (2,000) | \$4.6200 | (\$9,240.00) | \$13.64 | \$0.00 | \$1.36 | (\$9,225.00) |
| 13/11/2020 | Sell | S20366795 | (2,000) | \$4.7406 | (\$9,481.22) | \$11.82 | \$0.00 | \$1.18 | (\$9,468.22) |
| 16/11/2020 | Sell | S20370769 | (2,000) | \$4.6400 | (\$9,280.00) | \$11.82 | \$0.00 | \$1.18 | (\$9,267.00) |
| 19/11/2020 | Buy  | B20384962 | 2,000   | \$4.3000 | \$8,600.00   | \$11.82 | \$0.00 | \$1.18 | \$8,613.00   |
| 19/01/2021 | Sell | S20554751 | (2,000) | \$4.3800 | (\$8,760.00) | \$9.09  | \$0.00 | \$0.91 | (\$8,750.00) |
| 02/02/2021 | Buy  | B20605983 | 2,000   | \$4.3300 | \$8,660.00   | \$13.64 | \$0.00 | \$1.36 | \$8,675.00   |
| 31/05/2021 | Buy  | B20984187 | 2,000   | \$4.0000 | \$8,000.00   | \$9.09  | \$0.00 | \$0.91 | \$8,010.00   |
| 10/06/2021 | Buy  | B21017498 | 2,000   | \$4.0600 | \$8,120.00   | \$13.64 | \$0.00 | \$1.36 | \$8,135.00   |
| 23/06/2021 | Buy  | B21052549 | 3,000   | \$4.1442 | \$12,432.54  | \$11.82 | \$0.00 | \$1.18 | \$12,445.54  |
| 28/06/2021 | Buy  | B21064839 | 3,000   | \$4.2000 | \$12,600.00  | \$11.82 | \$0.00 | \$1.18 | \$12,613.00  |

While every effort has been made to provide you with an accurate statement, we give no warranty of accuracy or reliability and take no responsibility for any errors or omissions including negligence by any officers, employees or agents. We encourage you to confirm the information, holdings and valuations contained herein. Information contained in the report may only relate to the period since you commenced our service.

# Transaction summary (continued)

01 Jul 2022 - 30 Jun 2023

|            |      |           |         |          |              |         |        |        |              |
|------------|------|-----------|---------|----------|--------------|---------|--------|--------|--------------|
| 07/07/2021 | Buy  | B21094877 | 2,000   | \$4.4100 | \$8,820.00   | \$13.64 | \$0.00 | \$1.36 | \$8,835.00   |
| 04/08/2021 | Sell | S21181680 | (2,000) | \$4.6500 | (\$9,300.00) | \$13.64 | \$0.00 | \$1.36 | (\$9,285.00) |
| 30/09/2021 | Sell | S21388383 | (2,000) | \$4.3900 | (\$8,780.00) | \$9.09  | \$0.00 | \$0.91 | (\$8,770.00) |
| 08/10/2021 | Sell | S21416197 | (2,000) | \$4.3800 | (\$8,760.00) | \$11.82 | \$0.00 | \$1.18 | (\$8,747.00) |
| 11/10/2021 | Buy  | B21422199 | 2,000   | \$4.3000 | \$8,600.00   | \$11.82 | \$0.00 | \$1.18 | \$8,613.00   |
| 11/11/2021 | Sell | S21531208 | (2,000) | \$4.3800 | (\$8,760.00) | \$13.64 | \$0.00 | \$1.36 | (\$8,745.00) |
| 29/11/2021 | Sell | S21594509 | (2,000) | \$4.1400 | (\$8,280.00) | \$11.82 | \$0.00 | \$1.18 | (\$8,267.00) |
| 01/12/2021 | Sell | S21603742 | (2,000) | \$4.2500 | (\$8,500.00) | \$13.64 | \$0.00 | \$1.36 | (\$8,485.00) |
| 24/12/2021 | Buy  | B21677624 | 6,000   | \$3.9000 | \$23,400.00  | \$22.73 | \$0.00 | \$2.27 | \$23,425.00  |
| 21/01/2022 | Buy  | B21748040 | 2,000   | \$3.4100 | \$6,820.00   | \$13.64 | \$0.00 | \$1.36 | \$6,835.00   |
| 27/01/2022 | Buy  | B21770703 | 2,000   | \$3.2000 | \$6,400.00   | \$13.64 | \$0.00 | \$1.36 | \$6,415.00   |
| 04/02/2022 | Buy  | B21802198 | 2,500   | \$3.1700 | \$7,925.00   | \$13.64 | \$0.00 | \$1.36 | \$7,940.00   |
| 18/02/2022 | Buy  | B21851479 | 2,500   | \$3.0200 | \$7,550.00   | \$11.82 | \$0.00 | \$1.18 | \$7,563.00   |
| 22/03/2022 | Buy  | B21964864 | 2,500   | \$2.9600 | \$7,400.00   | \$13.64 | \$0.00 | \$1.36 | \$7,415.00   |
| 04/04/2022 | Buy  | B22012542 | 2,500   | \$2.8400 | \$7,100.00   | \$13.64 | \$0.00 | \$1.36 | \$7,115.00   |
| 13/04/2022 | Buy  | B22045893 | 2,500   | \$2.6200 | \$6,550.00   | \$13.64 | \$0.00 | \$1.36 | \$6,565.00   |
| 26/04/2022 | Buy  | B22076614 | 2,500   | \$2.4800 | \$6,200.00   | \$13.64 | \$0.00 | \$1.36 | \$6,215.00   |
| 11/05/2022 | Buy  | B22135853 | 2,500   | \$2.3000 | \$5,750.00   | \$13.64 | \$0.00 | \$1.36 | \$5,765.00   |
| 31/05/2022 | Buy  | B22201733 | 5,000   | \$2.2300 | \$11,150.00  | \$11.82 | \$0.00 | \$1.18 | \$11,163.00  |
| 01/06/2022 | Buy  | B22206935 | 2,500   | \$2.2600 | \$5,650.00   | \$13.64 | \$0.00 | \$1.36 | \$5,665.00   |
| 20/06/2022 | Buy  | B22272100 | 2,500   | \$2.0000 | \$5,000.00   | \$11.82 | \$0.00 | \$1.18 | \$5,013.00   |

While every effort has been made to provide you with an accurate statement, we give no warranty of accuracy or reliability and take no responsibility for any errors or omissions including negligence by any officers, employees or agents. We encourage you to confirm the information, holdings and valuations contained herein. Information contained in the report may only relate to the period since you commenced our service.

# Transaction summary (continued)

01 Jul 2022 - 30 Jun 2023

|                  |      |           |               |          |               |         |        |        |               |
|------------------|------|-----------|---------------|----------|---------------|---------|--------|--------|---------------|
| 27/06/2022       | Buy  | B22296452 | 2,500         | \$2.1600 | \$5,400.00    | \$11.82 | \$0.00 | \$1.18 | \$5,413.00    |
| 06/07/2022       | Buy  | B22332035 | 2,500         | \$2.1693 | \$5,423.16    | \$13.64 | \$0.00 | \$1.36 | \$5,438.16    |
| 12/07/2022       | Sell | S22351873 | (5,000)       | \$2.2100 | (\$11,050.00) | \$11.82 | \$0.00 | \$1.18 | (\$11,037.00) |
| 08/08/2022       | Sell | S22441957 | (2,500)       | \$2.5200 | (\$6,300.00)  | \$13.64 | \$0.00 | \$1.36 | (\$6,285.00)  |
| 23/02/2023       | Sell | S23158555 | (2,500)       | \$2.6100 | (\$6,525.00)  | \$11.82 | \$0.00 | \$1.18 | (\$6,512.00)  |
| 06/04/2023       | Buy  | B23321530 | 2,500         | \$2.4200 | \$6,050.00    | \$13.64 | \$0.00 | \$1.36 | \$6,065.00    |
| 20/04/2023       | Buy  | B23365263 | 2,500         | \$2.3300 | \$5,825.00    | \$13.64 | \$0.00 | \$1.36 | \$5,840.00    |
| <b>Sub total</b> |      |           | <b>47,500</b> |          |               |         |        |        |               |

## LNAS

## GBLX LNAS TMF UNITS

| Date             | Type | Action    | Quantity | Unit price | Trade value   | Brokerage | Other fees | GST    | Total value   |
|------------------|------|-----------|----------|------------|---------------|-----------|------------|--------|---------------|
| 22/03/2023       | Buy  | B23261882 | 1,500    | \$5.9300   | \$8,895.00    | \$13.64   | \$0.00     | \$1.36 | \$8,910.00    |
| 08/06/2023       | Sell | S23553014 | (1,500)  | \$7.5800   | (\$11,370.00) | \$22.73   | \$0.00     | \$2.27 | (\$11,345.00) |
| <b>Sub total</b> |      |           | <b>0</b> |            |               |           |            |        |               |

## LSF

## L1 LONG SHORT FUND ORDINARY

| Date       | Type | Action   | Quantity | Unit price | Trade value  | Brokerage | Other fees | GST    | Total value  |
|------------|------|----------|----------|------------|--------------|-----------|------------|--------|--------------|
| 08/04/2019 | Buy  | B4236369 | 5,000    | \$1.4450   | \$7,225.00   | \$13.64   | \$0.00     | \$1.36 | \$7,240.00   |
| 05/06/2019 | Buy  | B4343916 | 5,000    | \$1.4000   | \$7,000.00   | \$13.64   | \$0.00     | \$1.36 | \$7,015.00   |
| 24/09/2019 | Buy  | B4585941 | 5,000    | \$1.5500   | \$7,750.00   | \$11.82   | \$0.00     | \$1.18 | \$7,763.00   |
| 16/10/2019 | Buy  | B4626438 | 5,000    | \$1.5150   | \$7,575.00   | \$11.82   | \$0.00     | \$1.18 | \$7,588.00   |
| 31/10/2019 | Buy  | B4657234 | 5,000    | \$1.5900   | \$7,950.00   | \$11.82   | \$0.00     | \$1.18 | \$7,963.00   |
| 13/11/2019 | Sell | S4682194 | (5,000)  | \$1.6700   | (\$8,350.00) | \$13.64   | \$0.00     | \$1.36 | (\$8,335.00) |
| 05/12/2019 | Sell | S4729454 | (5,000)  | \$1.6200   | (\$8,100.00) | \$13.64   | \$0.00     | \$1.36 | (\$8,085.00) |

While every effort has been made to provide you with an accurate statement, we give no warranty of accuracy or reliability and take no responsibility for any errors or omissions including negligence by any officers, employees or agents. We encourage you to confirm the information, holdings and valuations contained herein. Information contained in the report may only relate to the period since you commenced our service.



# Transaction summary (continued)

01 Jul 2022 - 30 Jun 2023

|            |      |           |         |          |               |         |        |        |               |
|------------|------|-----------|---------|----------|---------------|---------|--------|--------|---------------|
| 07/04/2020 | Buy  | B5075332  | 10,000  | \$0.9050 | \$9,050.00    | \$13.64 | \$0.00 | \$1.36 | \$9,065.00    |
| 14/04/2020 | Sell | S5092508  | (5,000) | \$1.0500 | (\$5,250.00)  | \$13.64 | \$0.00 | \$1.36 | (\$5,235.00)  |
| 26/05/2020 | Buy  | B5234891  | 10,000  | \$1.2450 | \$12,450.00   | \$22.73 | \$0.00 | \$2.27 | \$12,475.00   |
| 29/05/2020 | Buy  | B5255667  | 5,000   | \$1.2961 | \$6,480.49    | \$11.82 | \$0.00 | \$1.18 | \$6,493.49    |
| 05/06/2020 | Buy  | B5281212  | 5,000   | \$1.3650 | \$6,825.00    | \$13.64 | \$0.00 | \$1.36 | \$6,840.00    |
| 12/11/2020 | Buy  | B20364430 | 5,000   | \$1.7400 | \$8,700.00    | \$13.64 | \$0.00 | \$1.36 | \$8,715.00    |
| 17/11/2020 | Buy  | B20371868 | 5,000   | \$1.8250 | \$9,124.99    | \$11.82 | \$0.00 | \$1.18 | \$9,137.99    |
| 08/12/2020 | Buy  | B20449032 | 5,000   | \$1.9450 | \$9,725.00    | \$11.82 | \$0.00 | \$1.18 | \$9,738.00    |
| 14/05/2021 | Buy  | B20939380 | 5,000   | \$2.3800 | \$11,900.00   | \$11.82 | \$0.00 | \$1.18 | \$11,913.00   |
| 17/05/2021 | Buy  | B20944888 | 5,000   | \$2.3300 | \$11,650.00   | \$11.82 | \$0.00 | \$1.18 | \$11,663.00   |
| 18/05/2021 | Buy  | B20946215 | 5,000   | \$2.3200 | \$11,600.00   | \$11.82 | \$0.00 | \$1.18 | \$11,613.00   |
| 19/05/2021 | Buy  | B20951218 | 5,000   | \$2.2900 | \$11,450.00   | \$9.09  | \$0.00 | \$0.91 | \$11,460.00   |
| 03/06/2021 | Sell | S20997713 | (4,000) | \$2.4400 | (\$9,760.00)  | \$13.64 | \$0.00 | \$1.36 | (\$9,745.00)  |
| 10/06/2021 | Sell | S21016782 | (3,000) | \$2.5900 | (\$7,770.00)  | \$13.64 | \$0.00 | \$1.36 | (\$7,755.00)  |
| 16/07/2021 | Sell | S21121841 | (3,000) | \$2.5800 | (\$7,740.00)  | \$13.64 | \$0.00 | \$1.36 | (\$7,725.00)  |
| 05/08/2021 | Sell | S21185879 | (3,000) | \$2.5800 | (\$7,740.00)  | \$13.64 | \$0.00 | \$1.36 | (\$7,725.00)  |
| 05/08/2021 | Sell | S21188273 | (3,000) | \$2.5600 | (\$7,680.00)  | \$13.64 | \$0.00 | \$1.36 | (\$7,665.00)  |
| 08/09/2021 | Sell | S21309627 | (3,000) | \$2.7400 | (\$8,220.00)  | \$13.64 | \$0.00 | \$1.36 | (\$8,205.00)  |
| 14/09/2021 | Sell | S21326333 | (6,000) | \$2.6600 | (\$15,960.00) | \$11.82 | \$0.00 | \$1.18 | (\$15,947.00) |
| 22/09/2021 | Sell | S21357944 | (5,000) | \$2.5700 | (\$12,850.00) | \$11.82 | \$0.00 | \$1.18 | (\$12,837.00) |
| 24/09/2021 | Sell | S21367945 | (4,000) | \$2.6300 | (\$10,520.00) | \$9.09  | \$0.00 | \$0.91 | (\$10,510.00) |

While every effort has been made to provide you with an accurate statement, we give no warranty of accuracy or reliability and take no responsibility for any errors or omissions including negligence by any officers, employees or agents. We encourage you to confirm the information, holdings and valuations contained herein. Information contained in the report may only relate to the period since you commenced our service.

# Transaction summary (continued)

01 Jul 2022 - 30 Jun 2023

|            |      |           |         |          |               |         |        |        |               |
|------------|------|-----------|---------|----------|---------------|---------|--------|--------|---------------|
| 27/09/2021 | Sell | S21371026 | (4,000) | \$2.6600 | (\$10,640.00) | \$9.09  | \$0.00 | \$0.91 | (\$10,630.00) |
| 28/09/2021 | Sell | S21378928 | (3,000) | \$2.7000 | (\$8,100.00)  | \$9.09  | \$0.00 | \$0.91 | (\$8,090.00)  |
| 08/10/2021 | Sell | S21416227 | (3,000) | \$2.8300 | (\$8,490.00)  | \$11.82 | \$0.00 | \$1.18 | (\$8,477.00)  |
| 14/10/2021 | Buy  | B21434944 | 4,000   | \$2.8500 | \$11,400.00   | \$11.82 | \$0.00 | \$1.18 | \$11,413.00   |
| 18/10/2021 | Sell | S21443548 | (3,000) | \$2.9500 | (\$8,850.00)  | \$11.82 | \$0.00 | \$1.18 | (\$8,837.00)  |
| 30/11/2021 | Sell | S21602270 | (4,000) | \$2.7700 | (\$11,080.00) | \$11.82 | \$0.00 | \$1.18 | (\$11,067.00) |
| 08/12/2021 | Sell | S21624751 | (3,000) | \$2.6400 | (\$7,920.00)  | \$13.64 | \$0.00 | \$1.36 | (\$7,905.00)  |
| 23/12/2021 | Sell | S21674283 | (3,000) | \$2.7400 | (\$8,220.00)  | \$13.64 | \$0.00 | \$1.36 | (\$8,205.00)  |
| 12/01/2022 | Buy  | B21711858 | 8,000   | \$2.7600 | \$22,080.00   | \$22.73 | \$0.00 | \$2.27 | \$22,105.00   |
| 10/02/2022 | Sell | S21820205 | (3,000) | \$2.9600 | (\$8,880.00)  | \$13.64 | \$0.00 | \$1.36 | (\$8,865.00)  |
| 24/03/2022 | Sell | S21973540 | (2,000) | \$2.9300 | (\$5,860.00)  | \$13.64 | \$0.00 | \$1.36 | (\$5,845.00)  |
| 20/05/2022 | Sell | S22170547 | (2,500) | \$2.8600 | (\$7,150.00)  | \$13.64 | \$0.00 | \$1.36 | (\$7,135.00)  |
| 29/06/2022 | Sell | S22307947 | (2,500) | \$2.6000 | (\$6,500.00)  | \$9.09  | \$0.00 | \$0.91 | (\$6,490.00)  |
| 19/07/2022 | Buy  | B22370844 | 2,500   | \$2.3800 | \$5,950.00    | \$11.82 | \$0.00 | \$1.18 | \$5,963.00    |
| 26/07/2022 | Buy  | B22396681 | 2,500   | \$2.4800 | \$6,200.00    | \$11.82 | \$0.00 | \$1.18 | \$6,213.00    |
| 12/08/2022 | Sell | S22463823 | (2,500) | \$2.6100 | (\$6,525.00)  | \$13.64 | \$0.00 | \$1.36 | (\$6,510.00)  |
| 16/11/2022 | Buy  | B22820552 | 3,000   | \$2.6100 | \$7,830.00    | \$13.64 | \$0.00 | \$1.36 | \$7,845.00    |
| 04/01/2023 | Buy  | B22981761 | 4,500   | \$2.7700 | \$12,465.00   | \$22.73 | \$0.00 | \$2.27 | \$12,490.00   |
| 12/01/2023 | Buy  | B23005972 | 3,000   | \$2.8700 | \$8,610.00    | \$13.64 | \$0.00 | \$1.36 | \$8,625.00    |
| 03/02/2023 | Sell | S23079785 | (3,000) | \$2.8700 | (\$8,610.00)  | \$13.64 | \$0.00 | \$1.36 | (\$8,595.00)  |
| 22/03/2023 | Sell | S23261044 | (2,500) | \$2.6800 | (\$6,700.00)  | \$13.64 | \$0.00 | \$1.36 | (\$6,685.00)  |

While every effort has been made to provide you with an accurate statement, we give no warranty of accuracy or reliability and take no responsibility for any errors or omissions including negligence by any officers, employees or agents. We encourage you to confirm the information, holdings and valuations contained herein. Information contained in the report may only relate to the period since you commenced our service.

# Transaction summary (continued)

01 Jul 2022 - 30 Jun 2023

|                  |      |           |               |          |              |         |        |        |              |
|------------------|------|-----------|---------------|----------|--------------|---------|--------|--------|--------------|
| 29/03/2023       | Sell | S23290050 | (2,500)       | \$2.7200 | (\$6,800.00) | \$13.64 | \$0.00 | \$1.36 | (\$6,785.00) |
| 11/05/2023       | Buy  | B23441093 | 3,000         | \$2.8200 | \$8,460.00   | \$13.64 | \$0.00 | \$1.36 | \$8,475.00   |
| <b>Sub total</b> |      |           | <b>28,000</b> |          |              |         |        |        |              |

## MFF MFF CAPITAL INV LTD ORDINARY

| Date             | Type | Action    | Quantity | Unit price | Trade value   | Brokerage | Other fees | GST    | Total value   |
|------------------|------|-----------|----------|------------|---------------|-----------|------------|--------|---------------|
| 12/08/2022       | Buy  | B22464037 | 3,000    | \$2.6300   | \$7,890.00    | \$13.64   | \$0.00     | \$1.36 | \$7,905.00    |
| 22/08/2022       | Buy  | B22494544 | 3,000    | \$2.6400   | \$7,920.00    | \$13.64   | \$0.00     | \$1.36 | \$7,935.00    |
| 23/08/2022       | Buy  | B22499451 | 3,000    | \$2.5400   | \$7,620.00    | \$13.64   | \$0.00     | \$1.36 | \$7,635.00    |
| 24/08/2022       | Sell | S22511317 | (1,036)  | \$2.5900   | (\$2,683.24)  | \$11.82   | \$0.00     | \$1.18 | (\$2,670.24)  |
| 12/10/2022       | Buy  | B22688337 | 3,000    | \$2.2700   | \$6,810.00    | \$13.64   | \$0.00     | \$1.36 | \$6,825.00    |
| 28/10/2022       | Sell | S22746275 | (5,964)  | \$2.3500   | (\$14,015.40) | \$22.73   | \$0.00     | \$2.27 | (\$13,990.40) |
| 08/06/2023       | Sell | S23556271 | (5,000)  | \$2.6500   | (\$13,250.00) | \$22.73   | \$0.00     | \$2.27 | (\$13,225.00) |
| <b>Sub total</b> |      |           | <b>0</b> |            |               |           |            |        |               |

## NHC NEW HOPE CORPORATION ORDINARY

| Date             | Type | Action    | Quantity      | Unit price | Trade value | Brokerage | Other fees | GST    | Total value |
|------------------|------|-----------|---------------|------------|-------------|-----------|------------|--------|-------------|
| 22/05/2023       | Buy  | B23481075 | 8,000         | \$5.3100   | \$42,480.00 | \$38.61   | \$0.00     | \$3.86 | \$42,522.47 |
| 08/06/2023       | Buy  | B23553371 | 2,000         | \$5.1400   | \$10,280.00 | \$22.73   | \$0.00     | \$2.27 | \$10,305.00 |
| 26/06/2023       | Buy  | B23617269 | 1,000         | \$4.8600   | \$4,860.00  | \$11.82   | \$0.00     | \$1.18 | \$4,873.00  |
| <b>Sub total</b> |      |           | <b>11,000</b> |            |             |           |            |        |             |

## OPH OPHIR HIGH CF ORDINARY UNITS

| Date       | Type | Action   | Quantity | Unit price | Trade value | Brokerage | Other fees | GST    | Total value |
|------------|------|----------|----------|------------|-------------|-----------|------------|--------|-------------|
| 05/02/2019 | Buy  | B4116815 | 4,000    | \$2.3600   | \$9,440.00  | \$13.64   | \$0.00     | \$1.36 | \$9,455.00  |

While every effort has been made to provide you with an accurate statement, we give no warranty of accuracy or reliability and take no responsibility for any errors or omissions including negligence by any officers, employees or agents. We encourage you to confirm the information, holdings and valuations contained herein. Information contained in the report may only relate to the period since you commenced our service.

# Transaction summary (continued)

01 Jul 2022 - 30 Jun 2023

|            |      |           |         |          |               |         |        |        |               |
|------------|------|-----------|---------|----------|---------------|---------|--------|--------|---------------|
| 01/03/2019 | Buy  | B4167549  | 2,000   | \$2.5200 | \$5,040.00    | \$13.64 | \$0.00 | \$1.36 | \$5,055.00    |
| 13/06/2019 | Buy  | B4357841  | 3,000   | \$2.5100 | \$7,530.00    | \$13.64 | \$0.00 | \$1.36 | \$7,545.00    |
| 21/06/2019 | Buy  | B4377944  | 2,000   | \$2.4900 | \$4,980.00    | \$11.82 | \$0.00 | \$1.18 | \$4,993.00    |
| 02/07/2019 | Buy  | B4400066  | 3,000   | \$2.5000 | \$7,500.00    | \$13.64 | \$0.00 | \$1.36 | \$7,515.00    |
| 05/07/2019 | Sell | S4410420  | (3,000) | \$2.6100 | (\$7,830.00)  | \$13.64 | \$0.00 | \$1.36 | (\$7,815.00)  |
| 14/11/2019 | Buy  | B4685815  | 3,000   | \$2.4500 | \$7,350.00    | \$13.64 | \$0.00 | \$1.36 | \$7,365.00    |
| 19/02/2020 | Buy  | B4870462  | 6,000   | \$2.7200 | \$16,320.00   | \$22.73 | \$0.00 | \$2.27 | \$16,345.00   |
| 14/04/2020 | Buy  | B5093122  | 3,000   | \$2.2400 | \$6,720.00    | \$13.64 | \$0.00 | \$1.36 | \$6,735.00    |
| 11/05/2020 | Buy  | B5185266  | 4,000   | \$2.3000 | \$9,200.00    | \$13.64 | \$0.00 | \$1.36 | \$9,215.00    |
| 26/05/2020 | Buy  | B5235859  | 3,500   | \$2.5000 | \$8,750.00    | \$11.82 | \$0.00 | \$1.18 | \$8,763.00    |
| 03/08/2020 | Buy  | B20041922 | 2,500   | \$2.6400 | \$6,600.00    | \$13.64 | \$0.00 | \$1.36 | \$6,615.00    |
| 18/09/2020 | Sell | S20201992 | (3,000) | \$3.1100 | (\$9,330.00)  | \$11.82 | \$0.00 | \$1.18 | (\$9,317.00)  |
| 19/10/2020 | Buy  | B20284045 | 3,000   | \$3.3000 | \$9,900.00    | \$11.82 | \$0.00 | \$1.18 | \$9,913.00    |
| 06/11/2020 | Buy  | B20341558 | 2,500   | \$3.2400 | \$8,100.00    | \$13.64 | \$0.00 | \$1.36 | \$8,115.00    |
| 10/11/2020 | Sell | S20353784 | (2,500) | \$3.3300 | (\$8,325.00)  | \$13.64 | \$0.00 | \$1.36 | (\$8,310.00)  |
| 19/01/2021 | Sell | S20554650 | (3,000) | \$3.5100 | (\$10,530.00) | \$11.82 | \$0.00 | \$1.18 | (\$10,517.00) |
| 26/02/2021 | Sell | S20705887 | (4,000) | \$3.5200 | (\$14,080.00) | \$10.24 | \$0.00 | \$1.02 | (\$14,068.74) |
| 08/04/2021 | Buy  | B20828134 | 4,000   | \$3.5100 | \$14,040.00   | \$22.73 | \$0.00 | \$2.27 | \$14,065.00   |
| 19/04/2021 | Buy  | B20856255 | 3,000   | \$3.5600 | \$10,680.00   | \$11.82 | \$0.00 | \$1.18 | \$10,693.00   |
| 19/05/2021 | Sell | S20952890 | (3,000) | \$3.6600 | (\$10,980.00) | \$9.09  | \$0.00 | \$0.91 | (\$10,970.00) |
| 08/06/2021 | Sell | S21009071 | (2,000) | \$3.8500 | (\$7,700.00)  | \$13.64 | \$0.00 | \$1.36 | (\$7,685.00)  |

While every effort has been made to provide you with an accurate statement, we give no warranty of accuracy or reliability and take no responsibility for any errors or omissions including negligence by any officers, employees or agents. We encourage you to confirm the information, holdings and valuations contained herein. Information contained in the report may only relate to the period since you commenced our service.

# Transaction summary (continued)

01 Jul 2022 - 30 Jun 2023

|            |      |           |         |          |               |         |        |        |               |
|------------|------|-----------|---------|----------|---------------|---------|--------|--------|---------------|
| 10/06/2021 | Buy  | B21017336 | 6,000   | \$3.8200 | \$22,920.00   | \$22.73 | \$0.00 | \$2.27 | \$22,945.00   |
| 23/06/2021 | Sell | S21052343 | (2,000) | \$4.0400 | (\$8,080.00)  | \$11.82 | \$0.00 | \$1.18 | (\$8,067.00)  |
| 25/06/2021 | Sell | S21061529 | (2,000) | \$4.1800 | (\$8,360.00)  | \$11.82 | \$0.00 | \$1.18 | (\$8,347.00)  |
| 06/07/2021 | Sell | S21090245 | (2,000) | \$4.2500 | (\$8,500.00)  | \$13.64 | \$0.00 | \$1.36 | (\$8,485.00)  |
| 07/07/2021 | Buy  | B21094970 | 2,000   | \$4.0500 | \$8,100.00    | \$13.64 | \$0.00 | \$1.36 | \$8,115.00    |
| 16/07/2021 | In   | Transfer  | 3,496   | \$3.3011 | \$11,540.65   | \$0.00  | \$0.00 | \$0.00 | \$11,540.65   |
| 21/07/2021 | Buy  | B21138292 | 2,504   | \$3.7500 | \$9,390.00    | \$11.82 | \$0.00 | \$1.18 | \$9,403.00    |
| 03/08/2021 | Buy  | B21178227 | 2,000   | \$3.6200 | \$7,240.00    | \$13.64 | \$0.00 | \$1.36 | \$7,255.00    |
| 20/08/2021 | Buy  | B21247144 | 331     | \$3.6300 | \$1,201.53    | \$11.82 | \$0.00 | \$1.18 | \$1,214.53    |
| 24/08/2021 | Buy  | B21253735 | 1,669   | \$3.7000 | \$6,175.30    | \$0.00  | \$0.00 | \$0.00 | \$6,175.30    |
| 30/08/2021 | Buy  | B21276243 | 2,000   | \$3.7817 | \$7,563.31    | \$11.82 | \$0.00 | \$1.18 | \$7,576.31    |
| 09/09/2021 | Sell | S21313882 | (2,000) | \$3.8900 | (\$7,780.00)  | \$13.64 | \$0.00 | \$1.36 | (\$7,765.00)  |
| 21/09/2021 | Sell | S21354858 | (4,000) | \$3.9800 | (\$15,920.00) | \$11.82 | \$0.00 | \$1.18 | (\$15,907.00) |
| 29/09/2021 | Sell | S21382978 | (2,000) | \$3.9900 | (\$7,980.00)  | \$9.09  | \$0.00 | \$0.91 | (\$7,970.00)  |
| 14/10/2021 | Sell | S21435902 | (2,000) | \$4.0000 | (\$8,000.00)  | \$11.82 | \$0.00 | \$1.18 | (\$7,987.00)  |
| 18/11/2021 | Sell | S21560434 | (2,000) | \$3.9000 | (\$7,800.00)  | \$13.64 | \$0.00 | \$1.36 | (\$7,785.00)  |
| 29/11/2021 | Sell | S21591581 | (3,000) | \$3.8000 | (\$11,400.00) | \$11.82 | \$0.00 | \$1.18 | (\$11,387.00) |
| 18/01/2022 | Buy  | B21731508 | 3,000   | \$3.4400 | \$10,320.00   | \$22.73 | \$0.00 | \$2.27 | \$10,345.00   |
| 04/02/2022 | Sell | S21801098 | (2,500) | \$3.3500 | (\$8,375.00)  | \$13.64 | \$0.00 | \$1.36 | (\$8,360.00)  |
| 04/02/2022 | Sell | S21803284 | (2,500) | \$3.4900 | (\$8,725.00)  | \$13.64 | \$0.00 | \$1.36 | (\$8,710.00)  |
| 16/03/2022 | Sell | S21944313 | (2,500) | \$3.1500 | (\$7,875.00)  | \$13.64 | \$0.00 | \$1.36 | (\$7,860.00)  |

While every effort has been made to provide you with an accurate statement, we give no warranty of accuracy or reliability and take no responsibility for any errors or omissions including negligence by any officers, employees or agents. We encourage you to confirm the information, holdings and valuations contained herein. Information contained in the report may only relate to the period since you commenced our service.

# Transaction summary (continued)

01 Jul 2022 - 30 Jun 2023

|            |      |           |         |          |               |         |        |        |               |
|------------|------|-----------|---------|----------|---------------|---------|--------|--------|---------------|
| 28/04/2022 | Buy  | B22088869 | 2,500   | \$2.8000 | \$7,000.00    | \$13.64 | \$0.00 | \$1.36 | \$7,015.00    |
| 02/05/2022 | Buy  | B22098605 | 2,500   | \$2.7500 | \$6,875.00    | \$13.64 | \$0.00 | \$1.36 | \$6,890.00    |
| 11/05/2022 | Buy  | B22135994 | 2,500   | \$2.6417 | \$6,604.14    | \$13.64 | \$0.00 | \$1.36 | \$6,619.14    |
| 13/05/2022 | Sell | S22148269 | (2,500) | \$2.7200 | (\$6,800.00)  | \$13.64 | \$0.00 | \$1.36 | (\$6,785.00)  |
| 30/05/2022 | Buy  | B22196405 | 5,000   | \$2.7100 | \$13,550.00   | \$11.82 | \$0.00 | \$1.18 | \$13,563.00   |
| 01/06/2022 | Sell | S22206311 | (2,500) | \$2.8800 | (\$7,200.00)  | \$13.64 | \$0.00 | \$1.36 | (\$7,185.00)  |
| 14/06/2022 | Sell | S22242138 | (5,000) | \$2.7200 | (\$13,600.00) | \$11.82 | \$0.00 | \$1.18 | (\$13,587.00) |
| 14/06/2022 | Buy  | B22249265 | 2,500   | \$2.5400 | \$6,350.00    | \$11.82 | \$0.00 | \$1.18 | \$6,363.00    |
| 15/06/2022 | Buy  | B22252895 | 2,500   | \$2.4500 | \$6,125.00    | \$11.82 | \$0.00 | \$1.18 | \$6,138.00    |
| 21/06/2022 | Buy  | B22276361 | 3,000   | \$2.3900 | \$7,170.00    | \$11.82 | \$0.00 | \$1.18 | \$7,183.00    |
| 04/07/2022 | Buy  | B22325692 | 3,000   | \$2.3700 | \$7,110.00    | \$13.64 | \$0.00 | \$1.36 | \$7,125.00    |
| 06/07/2022 | Sell | S22332458 | (3,000) | \$2.6000 | (\$7,800.00)  | \$13.64 | \$0.00 | \$1.36 | (\$7,785.00)  |
| 19/07/2022 | Sell | S22372325 | (3,000) | \$2.6700 | (\$8,010.00)  | \$11.82 | \$0.00 | \$1.18 | (\$7,997.00)  |
| 20/07/2022 | In   | Transfer  | 2,145   | \$2.3360 | \$5,010.72    | \$0.00  | \$0.00 | \$0.00 | \$5,010.72    |
| 21/07/2022 | Buy  | B22381708 | 3,000   | \$2.5640 | \$7,692.00    | \$11.82 | \$0.00 | \$1.18 | \$7,705.00    |
| 09/08/2022 | Buy  | B22445148 | 2,500   | \$2.6000 | \$6,500.00    | \$13.64 | \$0.00 | \$1.36 | \$6,515.00    |
| 11/08/2022 | Sell | S22458004 | (2,500) | \$2.7400 | (\$6,850.00)  | \$13.64 | \$0.00 | \$1.36 | (\$6,835.00)  |
| 19/08/2022 | Buy  | B22492522 | 2,500   | \$2.5800 | \$6,450.00    | \$13.64 | \$0.00 | \$1.36 | \$6,465.00    |
| 23/08/2022 | Sell | S22500812 | (2,500) | \$2.6200 | (\$6,550.00)  | \$11.82 | \$0.00 | \$1.18 | (\$6,537.00)  |
| 09/11/2022 | Buy  | B22788695 | 3,855   | \$2.5000 | \$9,637.50    | \$13.64 | \$0.00 | \$1.36 | \$9,652.50    |
| 28/11/2022 | Buy  | B22865317 | 3,000   | \$2.4500 | \$7,350.00    | \$13.64 | \$0.00 | \$1.36 | \$7,365.00    |

While every effort has been made to provide you with an accurate statement, we give no warranty of accuracy or reliability and take no responsibility for any errors or omissions including negligence by any officers, employees or agents. We encourage you to confirm the information, holdings and valuations contained herein. Information contained in the report may only relate to the period since you commenced our service.

# Transaction summary (continued)

01 Jul 2022 - 30 Jun 2023

|            |      |                  |               |          |              |         |        |        |              |
|------------|------|------------------|---------------|----------|--------------|---------|--------|--------|--------------|
| 18/01/2023 | Buy  | B23024781        | 3,000         | \$2.3800 | \$7,140.00   | \$13.64 | \$0.00 | \$1.36 | \$7,155.00   |
| 05/04/2023 | Buy  | B23314633        | 2,500         | \$2.3600 | \$5,900.00   | \$13.64 | \$0.00 | \$1.36 | \$5,915.00   |
| 20/04/2023 | Sell | S23365916        | (412)         | \$2.5200 | (\$1,038.24) | \$13.64 | \$0.00 | \$1.36 | (\$1,023.24) |
| 21/04/2023 | Sell | S23367860        | (2,088)       | \$2.5200 | (\$5,261.76) | \$0.00  | \$0.00 | \$0.00 | (\$5,261.76) |
| 12/05/2023 | Buy  | B23449543        | 2,500         | \$2.3200 | \$5,800.00   | \$13.64 | \$0.00 | \$1.36 | \$5,815.00   |
| 25/05/2023 | Sell | S23498166        | (2,500)       | \$2.4500 | (\$6,125.00) | \$13.64 | \$0.00 | \$1.36 | (\$6,110.00) |
| 19/06/2023 | Buy  | B23591216        | 5,000         | \$2.4900 | \$12,450.00  | \$22.73 | \$0.00 | \$2.27 | \$12,475.00  |
|            |      | <b>Sub total</b> | <b>50,000</b> |          |              |         |        |        |              |

## RF1 REGAL INVEST FUND ORDINARY UNITS

| Date       | Type | Action    | Quantity | Unit price | Trade value | Brokerage | Other fees | GST    | Total value |
|------------|------|-----------|----------|------------|-------------|-----------|------------|--------|-------------|
| 02/09/2019 | Buy  | B4538561  | 2,000    | \$2.5000   | \$5,000.00  | \$13.64   | \$0.00     | \$1.36 | \$5,015.00  |
| 11/09/2019 | Buy  | B4559933  | 2,000    | \$2.6000   | \$5,200.00  | \$13.64   | \$0.00     | \$1.36 | \$5,215.00  |
| 27/11/2019 | Buy  | B4712263  | 4,000    | \$2.6700   | \$10,680.00 | \$11.82   | \$0.00     | \$1.18 | \$10,693.00 |
| 29/11/2019 | Buy  | B4717462  | 4,000    | \$2.5600   | \$10,240.00 | \$11.82   | \$0.00     | \$1.18 | \$10,253.00 |
| 18/06/2020 | Buy  | B5330797  | 2,500    | \$2.4694   | \$6,173.54  | \$11.82   | \$0.00     | \$1.18 | \$6,186.54  |
| 09/07/2020 | Buy  | B5396094  | 3,000    | \$2.4700   | \$7,410.00  | \$13.64   | \$0.00     | \$1.36 | \$7,425.00  |
| 10/07/2020 | Buy  | B5398433  | 3,000    | \$2.4900   | \$7,470.00  | \$11.82   | \$0.00     | \$1.18 | \$7,483.00  |
| 27/07/2020 | Buy  | B20020894 | 2,500    | \$2.5300   | \$6,325.00  | \$11.82   | \$0.00     | \$1.18 | \$6,338.00  |
| 18/08/2020 | Buy  | B20093038 | 3,000    | \$2.8400   | \$8,520.00  | \$13.64   | \$0.00     | \$1.36 | \$8,535.00  |
| 20/08/2020 | Buy  | B20101663 | 3,000    | \$2.8500   | \$8,550.00  | \$11.82   | \$0.00     | \$1.18 | \$8,563.00  |
| 25/08/2020 | Buy  | B20115752 | 2,500    | \$2.8700   | \$7,175.00  | \$11.82   | \$0.00     | \$1.18 | \$7,188.00  |
| 26/08/2020 | Buy  | B20120051 | 4,000    | \$2.8300   | \$11,320.00 | \$11.82   | \$0.00     | \$1.18 | \$11,333.00 |

While every effort has been made to provide you with an accurate statement, we give no warranty of accuracy or reliability and take no responsibility for any errors or omissions including negligence by any officers, employees or agents. We encourage you to confirm the information, holdings and valuations contained herein. Information contained in the report may only relate to the period since you commenced our service.

# Transaction summary (continued)

01 Jul 2022 - 30 Jun 2023

|            |      |           |         |          |               |         |        |        |               |
|------------|------|-----------|---------|----------|---------------|---------|--------|--------|---------------|
| 26/08/2020 | Buy  | B20120617 | 3,000   | \$2.8300 | \$8,490.00    | \$11.82 | \$0.00 | \$1.18 | \$8,503.00    |
| 27/08/2020 | Buy  | B20126141 | 4,000   | \$2.8100 | \$11,240.00   | \$9.09  | \$0.00 | \$0.91 | \$11,250.00   |
| 27/08/2020 | Buy  | B20128625 | 4,000   | \$2.8200 | \$11,280.00   | \$9.09  | \$0.00 | \$0.91 | \$11,290.00   |
| 03/09/2020 | Sell | S20153121 | (2,000) | \$3.0400 | (\$6,080.00)  | \$13.64 | \$0.00 | \$1.36 | (\$6,065.00)  |
| 09/09/2020 | Buy  | B20173918 | 2,500   | \$2.9100 | \$7,275.00    | \$13.64 | \$0.00 | \$1.36 | \$7,290.00    |
| 21/09/2020 | Buy  | B20205088 | 3,000   | \$3.1100 | \$9,330.00    | \$11.82 | \$0.00 | \$1.18 | \$9,343.00    |
| 23/10/2020 | Sell | S20303868 | (2,500) | \$3.7200 | (\$9,300.00)  | \$9.09  | \$0.00 | \$0.91 | (\$9,290.00)  |
| 27/10/2020 | Buy  | B20309629 | 2,500   | \$3.5700 | \$8,925.00    | \$9.09  | \$0.00 | \$0.91 | \$8,935.00    |
| 27/10/2020 | Buy  | B20312752 | 2,500   | \$3.4500 | \$8,625.00    | \$9.09  | \$0.00 | \$0.91 | \$8,635.00    |
| 29/10/2020 | Sell | S20321278 | (2,500) | \$3.6300 | (\$9,075.00)  | \$9.09  | \$0.00 | \$0.91 | (\$9,065.00)  |
| 19/01/2021 | Sell | S20554540 | (4,000) | \$3.8700 | (\$15,480.00) | \$11.82 | \$0.00 | \$1.18 | (\$15,467.00) |
| 26/02/2021 | Sell | S20706173 | (2,000) | \$4.1400 | (\$8,280.00)  | \$9.09  | \$0.00 | \$0.91 | (\$8,270.00)  |
| 10/03/2021 | Buy  | B20740831 | 2,000   | \$3.9000 | \$7,800.00    | \$11.82 | \$0.00 | \$1.18 | \$7,813.00    |
| 19/03/2021 | Sell | S20770525 | (2,000) | \$4.1800 | (\$8,360.00)  | \$9.09  | \$0.00 | \$0.91 | (\$8,350.00)  |
| 30/03/2021 | Sell | S20806781 | (2,000) | \$4.5000 | (\$9,000.00)  | \$9.09  | \$0.00 | \$0.91 | (\$8,990.00)  |
| 14/04/2021 | Buy  | B20843497 | 2,000   | \$4.4600 | \$8,920.00    | \$11.82 | \$0.00 | \$1.18 | \$8,933.00    |
| 13/05/2021 | Sell | S20936400 | (2,000) | \$4.7500 | (\$9,500.00)  | \$13.64 | \$0.00 | \$1.36 | (\$9,485.00)  |
| 13/05/2021 | Sell | S20936452 | (2,000) | \$4.7900 | (\$9,580.00)  | \$13.64 | \$0.00 | \$1.36 | (\$9,565.00)  |
| 19/05/2021 | Buy  | B20951212 | 2,000   | \$4.4600 | \$8,920.00    | \$9.09  | \$0.00 | \$0.91 | \$8,930.00    |
| 31/05/2021 | Buy  | B20982907 | 2,000   | \$4.4500 | \$8,900.00    | \$9.09  | \$0.00 | \$0.91 | \$8,910.00    |
| 09/06/2021 | Sell | S21011800 | (2,000) | \$4.8000 | (\$9,600.00)  | \$13.64 | \$0.00 | \$1.36 | (\$9,585.00)  |

While every effort has been made to provide you with an accurate statement, we give no warranty of accuracy or reliability and take no responsibility for any errors or omissions including negligence by any officers, employees or agents. We encourage you to confirm the information, holdings and valuations contained herein. Information contained in the report may only relate to the period since you commenced our service.



# Transaction summary (continued)

01 Jul 2022 - 30 Jun 2023

|            |      |           |         |          |               |         |        |        |               |
|------------|------|-----------|---------|----------|---------------|---------|--------|--------|---------------|
| 16/06/2021 | Sell | S21031108 | (2,000) | \$5.1190 | (\$10,238.00) | \$22.73 | \$0.00 | \$2.27 | (\$10,213.00) |
| 21/06/2021 | Sell | S21042651 | (2,000) | \$5.0800 | (\$10,160.00) | \$22.73 | \$0.00 | \$2.27 | (\$10,135.00) |
| 23/06/2021 | Sell | S21053951 | (2,000) | \$5.2100 | (\$10,420.00) | \$11.82 | \$0.00 | \$1.18 | (\$10,407.00) |
| 05/07/2021 | Buy  | B21088630 | 2,000   | \$4.1500 | \$8,300.00    | \$13.64 | \$0.00 | \$1.36 | \$8,315.00    |
| 30/07/2021 | Sell | S21170560 | (2,000) | \$4.3500 | (\$8,700.00)  | \$11.82 | \$0.00 | \$1.18 | (\$8,687.00)  |
| 30/07/2021 | In   | Transfer  | 10,753  | \$3.3849 | \$36,397.83   | \$0.00  | \$0.00 | \$0.00 | \$36,397.83   |
| 19/08/2021 | Buy  | B21236917 | 2,000   | \$4.0500 | \$8,100.00    | \$13.64 | \$0.00 | \$1.36 | \$8,115.00    |
| 20/08/2021 | Buy  | B21245770 | 2,000   | \$3.9300 | \$7,860.00    | \$13.64 | \$0.00 | \$1.36 | \$7,875.00    |
| 23/08/2021 | Buy  | B21250518 | 2,000   | \$3.8200 | \$7,640.00    | \$11.82 | \$0.00 | \$1.18 | \$7,653.00    |
| 30/08/2021 | Sell | S21276408 | (2,000) | \$3.9600 | (\$7,920.00)  | \$11.82 | \$0.00 | \$1.18 | (\$7,907.00)  |
| 31/08/2021 | Sell | S21280393 | (2,000) | \$4.0300 | (\$8,060.00)  | \$11.82 | \$0.00 | \$1.18 | (\$8,047.00)  |
| 02/09/2021 | Sell | S21291132 | (2,000) | \$4.1200 | (\$8,240.00)  | \$13.64 | \$0.00 | \$1.36 | (\$8,225.00)  |
| 03/09/2021 | Sell | S21295492 | (2,000) | \$4.2300 | (\$8,460.00)  | \$13.64 | \$0.00 | \$1.36 | (\$8,445.00)  |
| 06/09/2021 | Sell | S21300044 | (1,753) | \$4.3800 | (\$7,678.14)  | \$13.64 | \$0.00 | \$1.36 | (\$7,663.14)  |
| 15/09/2021 | Sell | S21331487 | (3,000) | \$4.4200 | (\$13,260.00) | \$11.82 | \$0.00 | \$1.18 | (\$13,247.00) |
| 15/09/2021 | Sell | S21333739 | (3,000) | \$4.5000 | (\$13,500.00) | \$11.82 | \$0.00 | \$1.18 | (\$13,487.00) |
| 20/09/2021 | Sell | S21347940 | (3,000) | \$4.4800 | (\$13,440.00) | \$11.82 | \$0.00 | \$1.18 | (\$13,427.00) |
| 23/09/2021 | Sell | S21363936 | (2,000) | \$4.5300 | (\$9,060.00)  | \$11.82 | \$0.00 | \$1.18 | (\$9,047.00)  |
| 23/09/2021 | Sell | S21364164 | (2,000) | \$4.6000 | (\$9,200.00)  | \$11.82 | \$0.00 | \$1.18 | (\$9,187.00)  |
| 23/09/2021 | Sell | S21365163 | (2,000) | \$4.7000 | (\$9,400.00)  | \$11.82 | \$0.00 | \$1.18 | (\$9,387.00)  |
| 23/09/2021 | Sell | S21365382 | (2,000) | \$4.8000 | (\$9,600.00)  | \$11.82 | \$0.00 | \$1.18 | (\$9,587.00)  |

While every effort has been made to provide you with an accurate statement, we give no warranty of accuracy or reliability and take no responsibility for any errors or omissions including negligence by any officers, employees or agents. We encourage you to confirm the information, holdings and valuations contained herein. Information contained in the report may only relate to the period since you commenced our service.

# Transaction summary (continued)

01 Jul 2022 - 30 Jun 2023

|            |      |           |         |          |               |         |        |        |               |
|------------|------|-----------|---------|----------|---------------|---------|--------|--------|---------------|
| 24/09/2021 | Sell | S21367641 | (2,000) | \$4.9000 | (\$9,800.00)  | \$9.09  | \$0.00 | \$0.91 | (\$9,790.00)  |
| 27/09/2021 | Buy  | B21371501 | 2,000   | \$4.6100 | \$9,220.00    | \$9.09  | \$0.00 | \$0.91 | \$9,230.00    |
| 05/10/2021 | Buy  | B21400414 | 2,000   | \$4.5000 | \$9,000.00    | \$13.64 | \$0.00 | \$1.36 | \$9,015.00    |
| 05/10/2021 | Buy  | B21401275 | 2,000   | \$4.4400 | \$8,880.00    | \$13.64 | \$0.00 | \$1.36 | \$8,895.00    |
| 05/10/2021 | Buy  | B21403582 | 2,000   | \$4.3800 | \$8,760.00    | \$13.64 | \$0.00 | \$1.36 | \$8,775.00    |
| 20/10/2021 | In   | Transfer  | 10,667  | \$3.7900 | \$40,427.93   | \$0.00  | \$0.00 | \$0.00 | \$40,427.93   |
| 04/11/2021 | In   | Transfer  | 2,000   | \$3.7900 | \$7,580.00    | \$0.00  | \$0.00 | \$0.00 | \$7,580.00    |
| 15/11/2021 | Sell | S21542957 | (2,067) | \$4.1100 | (\$8,495.37)  | \$13.64 | \$0.00 | \$1.36 | (\$8,480.37)  |
| 23/11/2021 | Sell | S21571730 | (2,400) | \$4.1500 | (\$9,960.00)  | \$13.64 | \$0.00 | \$1.36 | (\$9,945.00)  |
| 29/11/2021 | Sell | S21591573 | (4,200) | \$4.0300 | (\$16,926.00) | \$22.73 | \$0.00 | \$2.27 | (\$16,901.00) |
| 01/12/2021 | Sell | S21603180 | (3,000) | \$4.1000 | (\$12,300.00) | \$22.73 | \$0.00 | \$2.27 | (\$12,275.00) |
| 27/01/2022 | Buy  | B21770807 | 2,000   | \$3.3800 | \$6,760.00    | \$13.64 | \$0.00 | \$1.36 | \$6,775.00    |
| 27/01/2022 | Buy  | B21772131 | 2,000   | \$3.2600 | \$6,520.00    | \$13.64 | \$0.00 | \$1.36 | \$6,535.00    |
| 31/01/2022 | Sell | S21782304 | (2,000) | \$3.6400 | (\$7,280.00)  | \$11.82 | \$0.00 | \$1.18 | (\$7,267.00)  |
| 31/01/2022 | In   | Transfer  | 869     | \$3.7985 | \$3,300.90    | \$0.00  | \$0.00 | \$0.00 | \$3,300.90    |
| 02/02/2022 | Sell | S21794134 | (2,000) | \$3.7557 | (\$7,511.44)  | \$13.64 | \$0.00 | \$1.36 | (\$7,496.44)  |
| 03/02/2022 | Sell | S21798049 | (2,000) | \$3.7700 | (\$7,540.00)  | \$13.64 | \$0.00 | \$1.36 | (\$7,525.00)  |
| 16/06/2022 | Sell | S22261055 | (1,869) | \$3.5500 | (\$6,634.95)  | \$11.82 | \$0.00 | \$1.18 | (\$6,621.95)  |
| 20/06/2022 | Buy  | B22270676 | 2,000   | \$3.1700 | \$6,340.00    | \$11.82 | \$0.00 | \$1.18 | \$6,353.00    |
| 29/06/2022 | Sell | S22308027 | (2,000) | \$3.3300 | (\$6,660.00)  | \$9.09  | \$0.00 | \$0.91 | (\$6,650.00)  |
| 30/06/2022 | Buy  | B22315418 | 2,000   | \$2.9300 | \$5,860.00    | \$9.09  | \$0.00 | \$0.91 | \$5,870.00    |

While every effort has been made to provide you with an accurate statement, we give no warranty of accuracy or reliability and take no responsibility for any errors or omissions including negligence by any officers, employees or agents. We encourage you to confirm the information, holdings and valuations contained herein. Information contained in the report may only relate to the period since you commenced our service.

# Transaction summary (continued)

01 Jul 2022 - 30 Jun 2023

|            |      |                  |               |          |               |         |        |        |               |
|------------|------|------------------|---------------|----------|---------------|---------|--------|--------|---------------|
| 30/06/2022 | Buy  | B22316760        | 2,000         | \$2.8100 | \$5,620.00    | \$9.09  | \$0.00 | \$0.91 | \$5,630.00    |
| 04/07/2022 | Sell | S22325270        | (2,000)       | \$2.9800 | (\$5,960.00)  | \$13.64 | \$0.00 | \$1.36 | (\$5,945.00)  |
| 05/07/2022 | Sell | S22328531        | (2,000)       | \$3.0600 | (\$6,120.00)  | \$13.64 | \$0.00 | \$1.36 | (\$6,105.00)  |
| 20/07/2022 | Sell | S22376111        | (2,500)       | \$3.2600 | (\$8,150.00)  | \$11.82 | \$0.00 | \$1.18 | (\$8,137.00)  |
| 17/08/2022 | Buy  | B22478616        | 2,500         | \$3.1800 | \$7,950.00    | \$13.64 | \$0.00 | \$1.36 | \$7,965.00    |
| 22/08/2022 | In   | Transfer         | 3,089         | \$2.8710 | \$8,868.52    | \$0.00  | \$0.00 | \$0.00 | \$8,868.52    |
| 14/09/2022 | Sell | S22594624        | (2,500)       | \$3.2900 | (\$8,225.00)  | \$13.64 | \$0.00 | \$1.36 | (\$8,210.00)  |
| 26/09/2022 | Buy  | B22628944        | 2,000         | \$3.1100 | \$6,220.00    | \$13.64 | \$0.00 | \$1.36 | \$6,235.00    |
| 09/11/2022 | Buy  | B22788870        | 2,411         | \$3.1800 | \$7,666.98    | \$13.64 | \$0.00 | \$1.36 | \$7,681.98    |
| 06/12/2022 | Sell | S22897606        | (5,000)       | \$3.0800 | (\$15,400.00) | \$22.73 | \$0.00 | \$2.27 | (\$15,375.00) |
| 23/12/2022 | In   | Transfer         | 3,322         | \$3.0100 | \$9,999.22    | \$0.00  | \$0.00 | \$0.00 | \$9,999.22    |
| 02/02/2023 | Buy  | B23075920        | 3,000         | \$2.8993 | \$8,697.90    | \$13.64 | \$0.00 | \$1.36 | \$8,712.90    |
| 24/02/2023 | Buy  | B23160670        | 3,000         | \$2.7300 | \$8,190.00    | \$11.82 | \$0.00 | \$1.18 | \$8,203.00    |
| 06/04/2023 | Sell | S23321343        | (2,500)       | \$2.7800 | (\$6,950.00)  | \$13.64 | \$0.00 | \$1.36 | (\$6,935.00)  |
| 20/06/2023 | Sell | S23597593        | (1,822)       | \$2.7600 | (\$5,028.72)  | \$13.64 | \$0.00 | \$1.36 | (\$5,013.72)  |
|            |      | <b>Sub total</b> | <b>35,000</b> |          |               |         |        |        |               |

## SNAS

## GBLX SNAS TMF UNITS

| Date       | Type | Action    | Quantity | Unit price | Trade value | Brokerage | Other fees | GST    | Total value |
|------------|------|-----------|----------|------------|-------------|-----------|------------|--------|-------------|
| 19/05/2021 | Buy  | B20952493 | 5,000    | \$5.4100   | \$27,050.00 | \$19.67   | \$0.00     | \$1.97 | \$27,071.64 |
| 21/05/2021 | Buy  | B20960019 | 2,500    | \$5.0700   | \$12,675.00 | \$9.21    | \$0.00     | \$0.92 | \$12,685.13 |
| 04/10/2021 | Buy  | B21397636 | 5,000    | \$4.0300   | \$20,150.00 | \$22.73   | \$0.00     | \$2.27 | \$20,175.00 |
| 23/11/2021 | Buy  | B21574173 | 2,500    | \$3.1000   | \$7,750.00  | \$13.64   | \$0.00     | \$1.36 | \$7,765.00  |

While every effort has been made to provide you with an accurate statement, we give no warranty of accuracy or reliability and take no responsibility for any errors or omissions including negligence by any officers, employees or agents. We encourage you to confirm the information, holdings and valuations contained herein. Information contained in the report may only relate to the period since you commenced our service.

# Transaction summary (continued)

01 Jul 2022 - 30 Jun 2023

|                  |      |           |          |          |               |         |        |        |               |  |
|------------------|------|-----------|----------|----------|---------------|---------|--------|--------|---------------|--|
| 26/04/2022       | Sell | S22076654 | (1,500)  | \$4.1400 | (\$6,210.00)  | \$13.64 | \$0.00 | \$1.36 | (\$6,195.00)  |  |
| 12/05/2022       | Buy  | B22143058 | 2,500    | \$5.4800 | \$13,700.00   | \$22.73 | \$0.00 | \$2.27 | \$13,725.00   |  |
| 27/05/2022       | Sell | S22192818 | (1,600)  | \$5.0500 | (\$8,080.00)  | \$13.64 | \$0.00 | \$1.36 | (\$8,065.00)  |  |
| 27/05/2022       | Sell | S22193565 | (1,600)  | \$5.0600 | (\$8,096.00)  | \$13.64 | \$0.00 | \$1.36 | (\$8,081.00)  |  |
| 30/05/2022       | Sell | S22195945 | (4,800)  | \$4.5300 | (\$21,744.00) | \$15.81 | \$0.00 | \$1.58 | (\$21,726.61) |  |
| 30/05/2022       | Sell | S22196418 | (3,000)  | \$4.5200 | (\$13,560.00) | \$11.82 | \$0.00 | \$1.18 | (\$13,547.00) |  |
| 10/06/2022       | Buy  | B22237437 | 2,000    | \$4.9200 | \$9,840.00    | \$13.64 | \$0.00 | \$1.36 | \$9,855.00    |  |
| 17/06/2022       | Sell | S22263236 | (1,500)  | \$5.9500 | (\$8,925.00)  | \$11.82 | \$0.00 | \$1.18 | (\$8,912.00)  |  |
| 27/06/2022       | Sell | S22296322 | (1,500)  | \$4.9300 | (\$7,395.00)  | \$11.82 | \$0.00 | \$1.18 | (\$7,382.00)  |  |
| 06/07/2022       | Sell | S22330629 | (1,500)  | \$5.1900 | (\$7,785.00)  | \$13.64 | \$0.00 | \$1.36 | (\$7,770.00)  |  |
| 12/07/2022       | Buy  | B22351394 | 1,500    | \$5.1400 | \$7,710.00    | \$11.82 | \$0.00 | \$1.18 | \$7,723.00    |  |
| 25/10/2022       | Sell | S22731285 | (1,000)  | \$5.1800 | (\$5,180.00)  | \$13.64 | \$0.00 | \$1.36 | (\$5,165.00)  |  |
| 09/01/2023       | Sell | S22990937 | (3,000)  | \$5.4000 | (\$16,200.00) | \$22.73 | \$0.00 | \$2.27 | (\$16,175.00) |  |
| <b>Sub total</b> |      |           | <b>0</b> |          |               |         |        |        |               |  |

TEK

THORNEY TECH LTD ORDINARY

| Date       | Type | Action   | Quantity | Unit price | Trade value | Brokerage | Other fees | GST    | Total value |
|------------|------|----------|----------|------------|-------------|-----------|------------|--------|-------------|
| 18/09/2017 | Buy  | B3265602 | 13,896   | \$0.2600   | \$3,612.96  | \$11.82   | \$0.00     | \$1.18 | \$3,625.96  |
| 19/09/2017 | Buy  | B3266285 | 11,104   | \$0.2600   | \$2,887.04  | \$0.00    | \$0.00     | \$0.00 | \$2,887.04  |
| 20/09/2017 | Buy  | B3268805 | 25,000   | \$0.2600   | \$6,500.00  | \$9.09    | \$0.00     | \$0.91 | \$6,510.00  |
| 21/09/2017 | Buy  | B3270779 | 25,000   | \$0.2600   | \$6,500.00  | \$9.09    | \$0.00     | \$0.91 | \$6,510.00  |
| 22/09/2017 | Buy  | B3272573 | 25,000   | \$0.2550   | \$6,375.00  | \$9.09    | \$0.00     | \$0.91 | \$6,385.00  |
| 22/09/2017 | Buy  | B3272960 | 25,000   | \$0.2500   | \$6,250.00  | \$9.09    | \$0.00     | \$0.91 | \$6,260.00  |

While every effort has been made to provide you with an accurate statement, we give no warranty of accuracy or reliability and take no responsibility for any errors or omissions including negligence by any officers, employees or agents. We encourage you to confirm the information, holdings and valuations contained herein. Information contained in the report may only relate to the period since you commenced our service.

# Transaction summary (continued)

01 Jul 2022 - 30 Jun 2023



|            |      |           |          |          |              |         |        |        |              |
|------------|------|-----------|----------|----------|--------------|---------|--------|--------|--------------|
| 22/09/2017 | Buy  | B3274058  | 16,861   | \$0.2500 | \$4,215.25   | \$9.09  | \$0.00 | \$0.91 | \$4,225.25   |
| 25/09/2017 | Buy  | B3276144  | 8,139    | \$0.2600 | \$2,116.06   | \$0.00  | \$0.00 | \$0.00 | \$2,116.06   |
| 21/12/2017 | Sell | S3447156  | (10,000) | \$0.3200 | (\$3,200.00) | \$11.82 | \$0.00 | \$1.18 | (\$3,187.00) |
| 27/12/2017 | Sell | S3450833  | (10,000) | \$0.3350 | (\$3,350.00) | \$11.82 | \$0.00 | \$1.18 | (\$3,337.00) |
| 27/12/2017 | Sell | S3451440  | (10,000) | \$0.3400 | (\$3,400.00) | \$11.82 | \$0.00 | \$1.18 | (\$3,387.00) |
| 29/12/2017 | Sell | S3454230  | (10,000) | \$0.3500 | (\$3,500.00) | \$9.09  | \$0.00 | \$0.91 | (\$3,490.00) |
| 29/12/2017 | Sell | S3455147  | (10,000) | \$0.3600 | (\$3,600.00) | \$9.09  | \$0.00 | \$0.91 | (\$3,590.00) |
| 02/01/2018 | Sell | S3456114  | (10,000) | \$0.3800 | (\$3,800.00) | \$13.64 | \$0.00 | \$1.36 | (\$3,785.00) |
| 08/01/2018 | Buy  | B3467746  | 10,000   | \$0.3500 | \$3,500.00   | \$11.82 | \$0.00 | \$1.18 | \$3,513.00   |
| 15/01/2018 | Buy  | B3480624  | 10,000   | \$0.3200 | \$3,200.00   | \$11.82 | \$0.00 | \$1.18 | \$3,213.00   |
| 22/01/2018 | Sell | S3493774  | (10,000) | \$0.3300 | (\$3,300.00) | \$9.09  | \$0.00 | \$0.91 | (\$3,290.00) |
| 19/07/2018 | Buy  | B3798101  | 10,000   | \$0.2500 | \$2,500.00   | \$11.82 | \$0.00 | \$1.18 | \$2,513.00   |
| 19/07/2018 | Buy  | B3799036  | 10,000   | \$0.2550 | \$2,550.00   | \$11.82 | \$0.00 | \$1.18 | \$2,563.00   |
| 24/07/2018 | Sell | S3805069  | (10,000) | \$0.2650 | (\$2,649.99) | \$11.82 | \$0.00 | \$1.18 | (\$2,636.99) |
| 24/08/2018 | Buy  | B3860057  | 40,000   | \$0.2550 | \$10,200.00  | \$11.82 | \$0.00 | \$1.18 | \$10,213.00  |
| 02/05/2019 | Sell | S4274042  | (10,000) | \$0.2500 | (\$2,500.00) | \$13.64 | \$0.00 | \$1.36 | (\$2,485.00) |
| 03/05/2019 | Sell | S4277080  | (10,000) | \$0.2650 | (\$2,650.00) | \$13.64 | \$0.00 | \$1.36 | (\$2,635.00) |
| 27/02/2020 | Buy  | B4898274  | 20,000   | \$0.2500 | \$5,000.00   | \$13.64 | \$0.00 | \$1.36 | \$5,015.00   |
| 03/06/2020 | Buy  | B5269057  | 20,000   | \$0.2500 | \$5,000.00   | \$13.64 | \$0.00 | \$1.36 | \$5,015.00   |
| 14/08/2020 | Sell | S20083901 | (20,000) | \$0.2750 | (\$5,500.00) | \$13.64 | \$0.00 | \$1.36 | (\$5,485.00) |
| 17/08/2020 | Sell | S20089788 | (4,880)  | \$0.2850 | (\$1,390.80) | \$13.64 | \$0.00 | \$1.36 | (\$1,375.80) |

While every effort has been made to provide you with an accurate statement, we give no warranty of accuracy or reliability and take no responsibility for any errors or omissions including negligence by any officers, employees or agents. We encourage you to confirm the information, holdings and valuations contained herein. Information contained in the report may only relate to the period since you commenced our service.

# Transaction summary (continued)

01 Jul 2022 - 30 Jun 2023

|            |      |           |          |          |              |         |        |        |              |
|------------|------|-----------|----------|----------|--------------|---------|--------|--------|--------------|
| 18/08/2020 | Sell | S20092717 | (15,120) | \$0.2850 | (\$4,309.20) | \$0.00  | \$0.00 | \$0.00 | (\$4,309.20) |
| 24/08/2020 | Sell | S20113083 | (20,000) | \$0.3200 | (\$6,400.00) | \$11.82 | \$0.00 | \$1.18 | (\$6,387.00) |
| 25/08/2020 | Sell | S20117858 | (15,000) | \$0.3350 | (\$5,025.00) | \$11.82 | \$0.00 | \$1.18 | (\$5,012.00) |
| 16/09/2020 | Sell | S20194724 | (15,000) | \$0.3500 | (\$5,250.00) | \$11.82 | \$0.00 | \$1.18 | (\$5,237.00) |
| 18/09/2020 | Sell | S20202005 | (16,000) | \$0.3700 | (\$5,920.00) | \$11.82 | \$0.00 | \$1.18 | (\$5,907.00) |
| 22/09/2020 | Buy  | B20212045 | 4,118    | \$0.3450 | \$1,420.71   | \$11.82 | \$0.00 | \$1.18 | \$1,433.71   |
| 24/09/2020 | Buy  | B20217210 | 11,882   | \$0.3450 | \$4,099.29   | \$0.00  | \$0.00 | \$0.00 | \$4,099.29   |
| 08/12/2020 | Sell | S20447408 | (10,000) | \$0.3800 | (\$3,800.00) | \$11.82 | \$0.00 | \$1.18 | (\$3,787.00) |
| 08/12/2020 | Sell | S20448990 | (10,000) | \$0.3850 | (\$3,849.99) | \$11.82 | \$0.00 | \$1.18 | (\$3,836.99) |
| 08/12/2020 | Sell | S20449005 | (10,000) | \$0.3900 | (\$3,900.00) | \$11.82 | \$0.00 | \$1.18 | (\$3,887.00) |
| 08/12/2020 | Sell | S20449171 | (10,000) | \$0.4000 | (\$4,000.00) | \$11.82 | \$0.00 | \$1.18 | (\$3,987.00) |
| 11/02/2021 | Sell | S20640165 | (10,000) | \$0.4300 | (\$4,300.00) | \$9.09  | \$0.00 | \$0.91 | (\$4,290.00) |
| 05/07/2021 | Buy  | B21087601 | 15,000   | \$0.4100 | \$6,150.00   | \$13.64 | \$0.00 | \$1.36 | \$6,165.00   |
| 07/07/2021 | Sell | S21094931 | (15,000) | \$0.4400 | (\$6,600.00) | \$13.64 | \$0.00 | \$1.36 | (\$6,585.00) |
| 30/07/2021 | Buy  | B21166875 | 10,000   | \$0.4150 | \$4,150.00   | \$11.82 | \$0.00 | \$1.18 | \$4,163.00   |
| 09/08/2021 | Sell | S21198155 | (10,000) | \$0.4400 | (\$4,400.00) | \$13.64 | \$0.00 | \$1.36 | (\$4,385.00) |
| 02/09/2021 | Sell | S21287708 | (10,000) | \$0.4550 | (\$4,550.00) | \$13.64 | \$0.00 | \$1.36 | (\$4,535.00) |
| 06/09/2021 | Sell | S21298761 | (10,000) | \$0.4700 | (\$4,700.00) | \$13.64 | \$0.00 | \$1.36 | (\$4,685.00) |
| 08/09/2021 | Sell | S21307750 | (10,000) | \$0.4850 | (\$4,850.00) | \$13.64 | \$0.00 | \$1.36 | (\$4,835.00) |
| 09/09/2021 | Buy  | B21311135 | 10,000   | \$0.4650 | \$4,650.00   | \$13.64 | \$0.00 | \$1.36 | \$4,665.00   |
| 10/09/2021 | Sell | S21320592 | (2,022)  | \$0.4950 | (\$1,000.89) | \$11.82 | \$0.00 | \$1.18 | (\$987.89)   |

While every effort has been made to provide you with an accurate statement, we give no warranty of accuracy or reliability and take no responsibility for any errors or omissions including negligence by any officers, employees or agents. We encourage you to confirm the information, holdings and valuations contained herein. Information contained in the report may only relate to the period since you commenced our service.

# Transaction summary (continued)

01 Jul 2022 - 30 Jun 2023

|            |      |           |          |          |              |         |        |        |              |
|------------|------|-----------|----------|----------|--------------|---------|--------|--------|--------------|
| 13/09/2021 | Sell | S21325547 | (5)      | \$0.4940 | (\$2.47)     | \$0.00  | \$0.00 | \$0.00 | (\$2.47)     |
| 15/09/2021 | Sell | S21331493 | (7,973)  | \$0.4700 | (\$3,747.32) | \$0.00  | \$0.00 | \$0.00 | (\$3,747.32) |
| 05/10/2021 | Buy  | B21400440 | 15,000   | \$0.4300 | \$6,450.00   | \$13.64 | \$0.00 | \$1.36 | \$6,465.00   |
| 13/10/2021 | Buy  | B21429816 | 15,000   | \$0.4250 | \$6,375.00   | \$11.82 | \$0.00 | \$1.18 | \$6,388.00   |
| 15/11/2021 | Sell | S21546204 | (15,000) | \$0.4600 | (\$6,900.00) | \$13.64 | \$0.00 | \$1.36 | (\$6,885.00) |
| 10/01/2022 | Buy  | B21705375 | 15,000   | \$0.4100 | \$6,150.00   | \$13.64 | \$0.00 | \$1.36 | \$6,165.00   |
| 28/01/2022 | Buy  | B21777565 | 15,000   | \$0.3400 | \$5,100.00   | \$11.82 | \$0.00 | \$1.18 | \$5,113.00   |
| 07/03/2022 | Buy  | B21909193 | 15,000   | \$0.2800 | \$4,200.00   | \$13.64 | \$0.00 | \$1.36 | \$4,215.00   |
| 11/03/2022 | Sell | S21930756 | (15,000) | \$0.3400 | (\$5,100.00) | \$13.64 | \$0.00 | \$1.36 | (\$5,085.00) |
| 11/03/2022 | Sell | S21931302 | (15,000) | \$0.3550 | (\$5,325.00) | \$13.64 | \$0.00 | \$1.36 | (\$5,310.00) |
| 16/03/2022 | Buy  | B21945742 | 15,000   | \$0.3200 | \$4,800.00   | \$13.64 | \$0.00 | \$1.36 | \$4,815.00   |
| 08/04/2022 | Buy  | B22030121 | 15,000   | \$0.3150 | \$4,725.00   | \$13.64 | \$0.00 | \$1.36 | \$4,740.00   |
| 23/05/2022 | Buy  | B22174291 | 15,000   | \$0.2600 | \$3,900.00   | \$13.64 | \$0.00 | \$1.36 | \$3,915.00   |
| 31/05/2022 | Sell | S22201209 | (15,000) | \$0.2900 | (\$4,350.00) | \$11.82 | \$0.00 | \$1.18 | (\$4,337.00) |
| 02/06/2022 | Buy  | B22209987 | 15,000   | \$0.2700 | \$4,050.00   | \$13.64 | \$0.00 | \$1.36 | \$4,065.00   |
| 15/06/2022 | Buy  | B22253851 | 15,000   | \$0.2200 | \$3,300.00   | \$11.82 | \$0.00 | \$1.18 | \$3,313.00   |
| 23/06/2022 | Buy  | B22287835 | 15,000   | \$0.2150 | \$3,225.00   | \$11.82 | \$0.00 | \$1.18 | \$3,238.00   |
| 22/07/2022 | Sell | S22384711 | (15,000) | \$0.2450 | (\$3,675.00) | \$11.82 | \$0.00 | \$1.18 | (\$3,662.00) |
| 28/07/2022 | Sell | S22402553 | (15,000) | \$0.2600 | (\$3,900.00) | \$11.82 | \$0.00 | \$1.18 | (\$3,887.00) |
| 04/08/2022 | Buy  | B22432215 | 15,000   | \$0.2500 | \$3,750.00   | \$13.64 | \$0.00 | \$1.36 | \$3,765.00   |
| 03/02/2023 | Buy  | B23079750 | 30,000   | \$0.1900 | \$5,700.00   | \$13.64 | \$0.00 | \$1.36 | \$5,715.00   |

While every effort has been made to provide you with an accurate statement, we give no warranty of accuracy or reliability and take no responsibility for any errors or omissions including negligence by any officers, employees or agents. We encourage you to confirm the information, holdings and valuations contained herein. Information contained in the report may only relate to the period since you commenced our service.

# Transaction summary (continued)

01 Jul 2022 - 30 Jun 2023

|                  |      |           |                |          |              |         |        |        |              |
|------------------|------|-----------|----------------|----------|--------------|---------|--------|--------|--------------|
| 16/02/2023       | Sell | S23130251 | (30,000)       | \$0.2150 | (\$6,450.00) | \$13.64 | \$0.00 | \$1.36 | (\$6,435.00) |
| 13/03/2023       | Buy  | B23219776 | 30,000         | \$0.2000 | \$6,000.00   | \$13.64 | \$0.00 | \$1.36 | \$6,015.00   |
| 31/03/2023       | Buy  | B23302332 | 6,026          | \$0.1800 | \$1,084.68   | \$13.64 | \$0.00 | \$1.36 | \$1,099.68   |
| 03/04/2023       | Buy  | B23305102 | 23,974         | \$0.1800 | \$4,315.32   | \$0.00  | \$0.00 | \$0.00 | \$4,315.32   |
| 19/04/2023       | Sell | S23357341 | (30,000)       | \$0.1900 | (\$5,700.00) | \$13.64 | \$0.00 | \$1.36 | (\$5,685.00) |
| <b>Sub total</b> |      |           | <b>120,000</b> |          |              |         |        |        |              |

## TGF TRIBECA GLOBAL ORDINARY

| Date       | Type | Action    | Quantity | Unit price | Trade value  | Brokerage | Other fees | GST    | Total value  |
|------------|------|-----------|----------|------------|--------------|-----------|------------|--------|--------------|
| 30/11/2020 | Buy  | B20420105 | 6,000    | \$1.4700   | \$8,820.00   | \$11.82   | \$0.00     | \$1.18 | \$8,833.00   |
| 07/12/2020 | Buy  | B20445199 | 6,000    | \$1.6000   | \$9,600.00   | \$13.64   | \$0.00     | \$1.36 | \$9,615.00   |
| 08/12/2020 | Buy  | B20448120 | 6,000    | \$1.6200   | \$9,720.00   | \$11.82   | \$0.00     | \$1.18 | \$9,733.00   |
| 08/12/2020 | Buy  | B20449029 | 6,000    | \$1.6100   | \$9,660.00   | \$11.82   | \$0.00     | \$1.18 | \$9,673.00   |
| 07/01/2021 | Buy  | B20520020 | 6,000    | \$1.8200   | \$10,920.00  | \$22.73   | \$0.00     | \$2.27 | \$10,945.00  |
| 01/02/2021 | Buy  | B20599266 | 6,000    | \$1.7200   | \$10,320.00  | \$22.73   | \$0.00     | \$2.27 | \$10,345.00  |
| 22/02/2021 | Buy  | B20681473 | 6,000    | \$1.9400   | \$11,640.00  | \$9.09    | \$0.00     | \$0.91 | \$11,650.00  |
| 23/02/2021 | Buy  | B20685265 | 6,000    | \$1.9400   | \$11,640.00  | \$9.09    | \$0.00     | \$0.91 | \$11,650.00  |
| 17/05/2021 | Buy  | B20945614 | 836      | \$2.3000   | \$1,922.80   | \$11.82   | \$0.00     | \$1.18 | \$1,935.80   |
| 18/05/2021 | Buy  | B20946590 | 3,164    | \$2.3600   | \$7,467.04   | \$0.00    | \$0.00     | \$0.00 | \$7,467.04   |
| 24/05/2021 | Buy  | B20965497 | 3,000    | \$2.3377   | \$7,013.13   | \$9.09    | \$0.00     | \$0.91 | \$7,023.13   |
| 31/05/2021 | Sell | S20986361 | (3,150)  | \$2.4400   | (\$7,686.00) | \$9.09    | \$0.00     | \$0.91 | (\$7,676.00) |
| 22/06/2021 | Buy  | B21048438 | 4,000    | \$2.2800   | \$9,120.00   | \$13.64   | \$0.00     | \$1.36 | \$9,135.00   |
| 23/06/2021 | Buy  | B21054147 | 4,150    | \$2.2300   | \$9,254.50   | \$11.82   | \$0.00     | \$1.18 | \$9,267.50   |

While every effort has been made to provide you with an accurate statement, we give no warranty of accuracy or reliability and take no responsibility for any errors or omissions including negligence by any officers, employees or agents. We encourage you to confirm the information, holdings and valuations contained herein. Information contained in the report may only relate to the period since you commenced our service.



# Transaction summary (continued)

01 Jul 2022 - 30 Jun 2023

|            |      |           |          |          |               |         |        |        |               |
|------------|------|-----------|----------|----------|---------------|---------|--------|--------|---------------|
| 02/07/2021 | Buy  | B21084218 | 4,000    | \$2.3000 | \$9,200.00    | \$13.64 | \$0.00 | \$1.36 | \$9,215.00    |
| 04/08/2021 | Buy  | B21183062 | 4,000    | \$2.2400 | \$8,960.00    | \$13.64 | \$0.00 | \$1.36 | \$8,975.00    |
| 20/08/2021 | Buy  | B21246655 | 4,000    | \$2.0700 | \$8,280.00    | \$13.64 | \$0.00 | \$1.36 | \$8,295.00    |
| 06/09/2021 | Sell | S21298923 | (4,000)  | \$2.3800 | (\$9,520.00)  | \$13.64 | \$0.00 | \$1.36 | (\$9,505.00)  |
| 13/09/2021 | Sell | S21322337 | (4,000)  | \$2.4800 | (\$9,920.00)  | \$11.82 | \$0.00 | \$1.18 | (\$9,907.00)  |
| 15/09/2021 | Sell | S21331086 | (4,000)  | \$2.4500 | (\$9,800.00)  | \$11.82 | \$0.00 | \$1.18 | (\$9,787.00)  |
| 24/12/2021 | Sell | S21677579 | (3,500)  | \$2.6200 | (\$9,170.00)  | \$13.64 | \$0.00 | \$1.36 | (\$9,155.00)  |
| 31/12/2021 | Buy  | B21687058 | 2,486    | \$2.5500 | \$6,339.30    | \$11.82 | \$0.00 | \$1.18 | \$6,352.30    |
| 16/02/2022 | Buy  | B21840418 | 2,014    | \$2.6200 | \$5,276.68    | \$13.64 | \$0.00 | \$1.36 | \$5,291.68    |
| 05/04/2022 | Sell | S22019963 | (910)    | \$3.0300 | (\$2,757.30)  | \$13.64 | \$0.00 | \$1.36 | (\$2,742.30)  |
| 11/04/2022 | Sell | S22037511 | (2,090)  | \$3.0300 | (\$6,332.70)  | \$0.00  | \$0.00 | \$0.00 | (\$6,332.70)  |
| 19/04/2022 | Sell | S22058950 | (3,000)  | \$3.1000 | (\$9,300.00)  | \$13.64 | \$0.00 | \$1.36 | (\$9,285.00)  |
| 31/05/2022 | Sell | S22202746 | (5,000)  | \$2.7700 | (\$13,850.00) | \$11.82 | \$0.00 | \$1.18 | (\$13,837.00) |
| 01/06/2022 | Sell | S22206877 | (10,000) | \$2.7300 | (\$27,300.00) | \$24.82 | \$0.00 | \$2.48 | (\$27,272.70) |
| 10/06/2022 | Sell | S22238638 | (5,000)  | \$2.5900 | (\$12,950.00) | \$11.82 | \$0.00 | \$1.18 | (\$12,937.00) |
| 20/06/2022 | Buy  | B22272382 | 2,500    | \$1.9998 | \$4,999.55    | \$11.82 | \$0.00 | \$1.18 | \$5,012.55    |
| 22/06/2022 | Sell | S22282094 | (2,500)  | \$2.1400 | (\$5,350.00)  | \$11.82 | \$0.00 | \$1.18 | (\$5,337.00)  |
| 23/08/2022 | Buy  | B22500908 | 2,500    | \$2.1500 | \$5,375.00    | \$11.82 | \$0.00 | \$1.18 | \$5,388.00    |
| 12/10/2022 | Buy  | B22688608 | 2,500    | \$2.0200 | \$5,050.00    | \$13.64 | \$0.00 | \$1.36 | \$5,065.00    |
| 02/02/2023 | Sell | S23073588 | (5,000)  | \$2.4500 | (\$12,250.00) | \$22.73 | \$0.00 | \$2.27 | (\$12,225.00) |
| 14/02/2023 | Buy  | B23116818 | 2,500    | \$2.3600 | \$5,900.00    | \$13.64 | \$0.00 | \$1.36 | \$5,915.00    |

While every effort has been made to provide you with an accurate statement, we give no warranty of accuracy or reliability and take no responsibility for any errors or omissions including negligence by any officers, employees or agents. We encourage you to confirm the information, holdings and valuations contained herein. Information contained in the report may only relate to the period since you commenced our service.

# Transaction summary (continued)

01 Jul 2022 - 30 Jun 2023

|                  |     |           |               |          |            |         |        |        |            |
|------------------|-----|-----------|---------------|----------|------------|---------|--------|--------|------------|
| 21/02/2023       | Buy | B23146488 | 2,500         | \$2.2200 | \$5,550.00 | \$13.64 | \$0.00 | \$1.36 | \$5,565.00 |
| 08/06/2023       | Buy | B23553035 | 4,000         | \$1.7300 | \$6,920.00 | \$13.64 | \$0.00 | \$1.36 | \$6,935.00 |
| <b>Sub total</b> |     |           | <b>44,000</b> |          |            |         |        |        |            |

WQG

WCM GLOBAL GROWTH ORDINARY

| Date       | Type | Action    | Quantity | Unit price | Trade value   | Brokerage | Other fees | GST    | Total value   |
|------------|------|-----------|----------|------------|---------------|-----------|------------|--------|---------------|
| 11/06/2019 | Buy  | B4353415  | 10,000   | \$1.1050   | \$11,049.99   | \$22.73   | \$0.00     | \$2.27 | \$11,074.99   |
| 12/08/2019 | Buy  | B4491326  | 5,000    | \$1.1000   | \$5,500.00    | \$13.64   | \$0.00     | \$1.36 | \$5,515.00    |
| 23/09/2019 | Buy  | B4584508  | 7,500    | \$1.0950   | \$8,212.50    | \$13.64   | \$0.00     | \$1.36 | \$8,227.50    |
| 26/05/2020 | Buy  | B5235848  | 7,500    | \$1.2600   | \$9,450.00    | \$11.82   | \$0.00     | \$1.18 | \$9,463.00    |
| 11/06/2020 | Buy  | B5302401  | 5,000    | \$1.2350   | \$6,175.00    | \$11.82   | \$0.00     | \$1.18 | \$6,188.00    |
| 20/08/2020 | Buy  | B20101660 | 5,000    | \$1.3100   | \$6,550.00    | \$11.82   | \$0.00     | \$1.18 | \$6,563.00    |
| 21/08/2020 | Buy  | B20107404 | 5,000    | \$1.3100   | \$6,550.00    | \$11.82   | \$0.00     | \$1.18 | \$6,563.00    |
| 14/10/2020 | Buy  | B20274123 | 5,000    | \$1.3850   | \$6,925.00    | \$13.64   | \$0.00     | \$1.36 | \$6,940.00    |
| 23/10/2020 | Buy  | B20303480 | 5,000    | \$1.4200   | \$7,100.00    | \$11.82   | \$0.00     | \$1.18 | \$7,113.00    |
| 12/01/2021 | Sell | S20531148 | (5,000)  | \$1.6100   | (\$8,050.00)  | \$11.82   | \$0.00     | \$1.18 | (\$8,037.00)  |
| 12/01/2021 | Sell | S20533997 | (5,000)  | \$1.7000   | (\$8,500.00)  | \$11.82   | \$0.00     | \$1.18 | (\$8,487.00)  |
| 12/01/2021 | Buy  | B20534107 | 5,000    | \$1.6500   | \$8,250.00    | \$11.82   | \$0.00     | \$1.18 | \$8,263.00    |
| 22/02/2021 | Sell | S20681463 | (10,000) | \$1.5966   | (\$15,965.86) | \$11.61   | \$0.00     | \$1.16 | (\$15,953.09) |
| 23/02/2021 | Sell | S20684410 | (5,000)  | \$1.5950   | (\$7,974.99)  | \$9.09    | \$0.00     | \$0.91 | (\$7,964.99)  |
| 26/02/2021 | Sell | S20704208 | (5,000)  | \$1.5750   | (\$7,875.00)  | \$9.09    | \$0.00     | \$0.91 | (\$7,865.00)  |
| 22/04/2021 | Sell | S20869810 | (5,000)  | \$1.5600   | (\$7,800.00)  | \$9.09    | \$0.00     | \$0.91 | (\$7,790.00)  |
| 03/05/2021 | Sell | S20898053 | (3,000)  | \$1.6300   | (\$4,890.00)  | \$13.64   | \$0.00     | \$1.36 | (\$4,875.00)  |

While every effort has been made to provide you with an accurate statement, we give no warranty of accuracy or reliability and take no responsibility for any errors or omissions including negligence by any officers, employees or agents. We encourage you to confirm the information, holdings and valuations contained herein. Information contained in the report may only relate to the period since you commenced our service.

# Transaction summary (continued)

01 Jul 2022 - 30 Jun 2023

|            |      |           |         |          |              |         |        |        |              |
|------------|------|-----------|---------|----------|--------------|---------|--------|--------|--------------|
| 28/05/2021 | Buy  | B20981871 | 4,000   | \$1.5600 | \$6,240.00   | \$9.09  | \$0.00 | \$0.91 | \$6,250.00   |
| 01/07/2021 | Sell | S21079950 | (5,000) | \$1.7000 | (\$8,500.00) | \$13.64 | \$0.00 | \$1.36 | (\$8,485.00) |
| 02/07/2021 | Buy  | B21081278 | 5,000   | \$1.6300 | \$8,150.00   | \$13.64 | \$0.00 | \$1.36 | \$8,165.00   |
| 24/09/2021 | Sell | S21367524 | (6,000) | \$1.6350 | (\$9,809.99) | \$11.82 | \$0.00 | \$1.18 | (\$9,796.99) |
| 30/09/2021 | Sell | S21388953 | (4,000) | \$1.6800 | (\$6,720.00) | \$9.09  | \$0.00 | \$0.91 | (\$6,710.00) |
| 30/09/2021 | Buy  | B21389146 | 4,000   | \$1.6500 | \$6,600.00   | \$9.09  | \$0.00 | \$0.91 | \$6,610.00   |
| 01/10/2021 | Sell | S21392733 | (5,000) | \$1.6800 | (\$8,400.00) | \$13.64 | \$0.00 | \$1.36 | (\$8,385.00) |
| 01/10/2021 | Buy  | B21393356 | 5,000   | \$1.6400 | \$8,200.00   | \$13.64 | \$0.00 | \$1.36 | \$8,215.00   |
| 23/11/2021 | Sell | S21573735 | (5,000) | \$1.6900 | (\$8,450.00) | \$13.64 | \$0.00 | \$1.36 | (\$8,435.00) |
| 23/11/2021 | Sell | S21576184 | (2,519) | \$1.7400 | (\$4,383.06) | \$13.64 | \$0.00 | \$1.36 | (\$4,368.06) |
| 29/11/2021 | Sell | S21591882 | (2,481) | \$1.6750 | (\$4,155.67) | \$0.00  | \$0.00 | \$0.00 | (\$4,155.67) |
| 30/11/2021 | Sell | S21602256 | (5,000) | \$1.7350 | (\$8,675.00) | \$11.82 | \$0.00 | \$1.18 | (\$8,662.00) |
| 27/01/2022 | Sell | S21770691 | (5,000) | \$1.4850 | (\$7,425.00) | \$13.64 | \$0.00 | \$1.36 | (\$7,410.00) |
| 02/05/2022 | Buy  | B22098814 | 5,000   | \$1.2500 | \$6,250.00   | \$13.64 | \$0.00 | \$1.36 | \$6,265.00   |
| 27/05/2022 | Buy  | B22193570 | 5,000   | \$1.1600 | \$5,800.00   | \$11.82 | \$0.00 | \$1.18 | \$5,813.00   |
| 30/05/2022 | Buy  | B22195871 | 10,000  | \$1.1700 | \$11,700.00  | \$11.82 | \$0.00 | \$1.18 | \$11,713.00  |
| 08/06/2022 | Buy  | B22228162 | 5,000   | \$1.1435 | \$5,717.60   | \$13.64 | \$0.00 | \$1.36 | \$5,732.60   |
| 23/06/2022 | Buy  | B22285512 | 5,000   | \$1.1349 | \$5,674.55   | \$11.82 | \$0.00 | \$1.18 | \$5,687.55   |
| 28/06/2022 | Buy  | B22305321 | 5,000   | \$1.1599 | \$5,799.54   | \$9.09  | \$0.00 | \$0.91 | \$5,809.54   |
| 28/06/2022 | Buy  | B22305962 | 5,000   | \$1.1550 | \$5,775.00   | \$9.09  | \$0.00 | \$0.91 | \$5,785.00   |
| 12/07/2022 | Sell | S22352223 | (8,000) | \$1.2262 | (\$9,809.75) | \$11.82 | \$0.00 | \$1.18 | (\$9,796.75) |

While every effort has been made to provide you with an accurate statement, we give no warranty of accuracy or reliability and take no responsibility for any errors or omissions including negligence by any officers, employees or agents. We encourage you to confirm the information, holdings and valuations contained herein. Information contained in the report may only relate to the period since you commenced our service.

# Transaction summary (continued)

01 Jul 2022 - 30 Jun 2023



|                  |      |           |               |          |              |         |        |        |              |
|------------------|------|-----------|---------------|----------|--------------|---------|--------|--------|--------------|
| 14/11/2022       | Buy  | B22809190 | 8,000         | \$1.1800 | \$9,440.00   | \$13.64 | \$0.00 | \$1.36 | \$9,455.00   |
| 03/02/2023       | Buy  | B23080822 | 10,000        | \$1.1100 | \$11,100.00  | \$22.73 | \$0.00 | \$2.27 | \$11,125.00  |
| 16/02/2023       | Sell | S23128783 | (5,000)       | \$1.1500 | (\$5,750.00) | \$13.64 | \$0.00 | \$1.36 | (\$5,735.00) |
| 22/02/2023       | Sell | S23153467 | (245)         | \$1.1600 | (\$284.20)   | \$13.64 | \$0.00 | \$1.36 | (\$269.20)   |
| 23/02/2023       | Sell | S23155104 | (4,755)       | \$1.1600 | (\$5,515.80) | \$0.00  | \$0.00 | \$0.00 | (\$5,515.80) |
| 10/05/2023       | Sell | S23438517 | (5,000)       | \$1.2050 | (\$6,025.00) | \$13.64 | \$0.00 | \$1.36 | (\$6,010.00) |
| 15/05/2023       | Sell | S23457424 | (1,494)       | \$1.2150 | (\$1,815.21) | \$13.64 | \$0.00 | \$1.36 | (\$1,800.21) |
| 16/05/2023       | Sell | S23458699 | (3,506)       | \$1.2150 | (\$4,259.79) | \$0.00  | \$0.00 | \$0.00 | (\$4,259.79) |
| 22/05/2023       | Sell | S23482423 | (5,000)       | \$1.2300 | (\$6,150.00) | \$13.64 | \$0.00 | \$1.36 | (\$6,135.00) |
| 07/06/2023       | Buy  | B23549032 | 5,000         | \$1.1800 | \$5,900.00   | \$13.64 | \$0.00 | \$1.36 | \$5,915.00   |
| <b>Sub total</b> |      |           | <b>30,000</b> |          |              |         |        |        |              |

Please note that the Transaction Date listed of any Off Market Transfers (Transfer) may not necessarily match the Date of Purchase listed on the Off Market transfer form.

While every effort has been made to provide you with an accurate statement, we give no warranty of accuracy or reliability and take no responsibility for any errors or omissions including negligence by any officers, employees or agents. We encourage you to confirm the information, holdings and valuations contained herein. Information contained in the report may only relate to the period since you commenced our service.



[Home](#) > [History](#) > [Holdings Balance](#)

## Holdings Balance History

Enter your search **Issuer**


Hearts and Minds Investments Limited

**Security Class**

HM1 - Fully Paid Ordinary Shares

**Subregister**

CHESS

**Enter Balance Date** (dd/mm/yyyy)30/06/2023  Add Comparison Date[View](#)

### Results

PLEASE NOTE: The balances shown below may not be a complete record of your current holding as there may be transactions which are not yet registered.

**Hearts and Minds Investments Limited**

Fully Paid Ordinary Shares

- CHESS

**Balance Details****Holding Balance Date**

30-Jun-2023

**No of Securities**

47,500

\*All times are displayed in Sydney time.

## OPH Transaction History

OPH Transaction history from: 01-June-2022 to: 28-August-2023

| Date             | Description                    | Amount | Closing Balance |
|------------------|--------------------------------|--------|-----------------|
| 01-June-2022     | Market movement                | 5,000  | 32,500          |
| 02-June-2022     | Market movement                | -2,500 | 30,000          |
| 15-June-2022     | Market movement                | -2,500 | 27,500          |
| 17-June-2022     | Market movement                | 2,500  | 30,000          |
| 23-June-2022     | Market movement                | 3,000  | 33,000          |
| 06-July-2022     | Market movement                | 3,000  | 36,000          |
| 07-July-2022     | Market movement                | -3,000 | 33,000          |
| 20-July-2022     | Distribution reinvestment plan | 2,145  | 35,145          |
| 20-July-2022     | Market movement                | -3,000 | 32,145          |
| 25-July-2022     | Market movement                | 3,000  | 35,145          |
| 11-August-2022   | Market movement                | 2,500  | 37,645          |
| 12-August-2022   | Market movement                | -2,500 | 35,145          |
| 23-August-2022   | Market movement                | 2,500  | 37,645          |
| 24-August-2022   | Market movement                | -2,500 | 35,145          |
| 11-November-2022 | Market movement                | 3,855  | 39,000          |
| 30-November-2022 | Market movement                | 3,000  | 42,000          |
| 20-January-2023  | Market movement                | 3,000  | 45,000          |
| 11-April-2023    | Market movement                | 2,500  | 47,500          |
| 21-April-2023    | Market movement                | -412   | 47,088          |
| 24-April-2023    | Market movement                | -2,088 | 45,000          |
| 16-May-2023      | Market movement                | 2,500  | 47,500          |
| 26-May-2023      | Market movement                | -2,500 | 45,000          |
| 21-June-2023     | Market movement                | 5,000  | 50,000          |
| 26-July-2023     | Market movement                | -3,000 | 47,000          |
| 27-July-2023     | Market movement                | -3,000 | 44,000          |
| 08-August-2023   | Market movement                | 3,000  | 47,000          |

## Transaction History

View:

RF1, X\*\*\*\*\*3397 (MR RICHARD DAVID BEARDSHALL + MS JENNIFER ANNE CLARKE <BCF SF A/C>)

Date range from (dd/mm/yyyy)  to (dd/mm/yyyy)

Displaying Transaction History from 21 Aug 2021 to 21 Aug 2023

| HIN/SRN<br>EMP ID          | Security<br>Code    | Date       | Transaction                      | Change | Running<br>Balance |
|----------------------------|---------------------|------------|----------------------------------|--------|--------------------|
| <a href="#">X*****3397</a> | <a href="#">RF1</a> | 09/08/2023 | Holding Net Movement (CHESS 510) | -2,500 | 30,000             |
| <a href="#">X*****3397</a> | <a href="#">RF1</a> | 07/08/2023 | Holding Net Movement (CHESS 510) | -2,500 | 32,500             |
| <a href="#">X*****3397</a> | <a href="#">RF1</a> | 21/06/2023 | Holding Net Movement (CHESS 510) | -1,822 | 35,000             |
| <a href="#">X*****3397</a> | <a href="#">RF1</a> | 11/04/2023 | Holding Net Movement (CHESS 510) | -2,500 | 36,822             |
| <a href="#">X*****3397</a> | <a href="#">RF1</a> | 28/02/2023 | Holding Net Movement (CHESS 510) | 3,000  | 39,322             |
| <a href="#">X*****3397</a> | <a href="#">RF1</a> | 06/02/2023 | Holding Net Movement (CHESS 510) | 3,000  | 36,322             |
| <a href="#">X*****3397</a> | <a href="#">RF1</a> | 23/12/2022 | Share Purchase Plan              | 3,322  | 33,322             |
| <a href="#">X*****3397</a> | <a href="#">RF1</a> | 07/12/2022 | Holding Net Movement (CHESS 510) | -5,000 | 30,000             |
| <a href="#">X*****3397</a> | <a href="#">RF1</a> | 11/11/2022 | Holding Net Movement (CHESS 510) | 2,411  | 35,000             |
| <a href="#">X*****3397</a> | <a href="#">RF1</a> | 28/09/2022 | Holding Net Movement (CHESS 510) | 2,000  | 32,589             |
| <a href="#">X*****3397</a> | <a href="#">RF1</a> | 15/09/2022 | Holding Net Movement (CHESS 510) | -2,500 | 30,589             |
| <a href="#">X*****3397</a> | <a href="#">RF1</a> | 22/08/2022 | Dividend Plan Allotment          | 3,089  | 33,089             |
| <a href="#">X*****3397</a> | <a href="#">RF1</a> | 19/08/2022 | Holding Net Movement (CHESS 510) | 2,500  | 30,000             |
| <a href="#">X*****3397</a> | <a href="#">RF1</a> | 21/07/2022 | Holding Net Movement (CHESS 510) | -2,500 | 27,500             |
| <a href="#">X*****3397</a> | <a href="#">RF1</a> | 06/07/2022 | Holding Net Movement (CHESS 510) | -2,000 | 30,000             |
| <a href="#">X*****3397</a> | <a href="#">RF1</a> | 05/07/2022 | Holding Net Movement (CHESS 510) | -2,000 | 32,000             |
| <a href="#">X*****3397</a> | <a href="#">RF1</a> | 04/07/2022 | Holding Net Movement (CHESS 510) | 4,000  | 34,000             |
| <a href="#">X*****3397</a> | <a href="#">RF1</a> | 30/06/2022 | Holding Net Movement (CHESS 510) | -2,000 | 30,000             |
| <a href="#">X*****3397</a> | <a href="#">RF1</a> | 22/06/2022 | Holding Net Movement (CHESS 510) | 2,000  | 32,000             |
| <a href="#">X*****3397</a> | <a href="#">RF1</a> | 17/06/2022 | Holding Net Movement (CHESS 510) | -1,869 | 30,000             |

Page 1 of 3

Viewing 1 - 20 of 45

All material copyright © 2023 Link Market Services Limited

Ask us now 

|                    |                          |                                 |             |
|--------------------|--------------------------|---------------------------------|-------------|
| <b>Client name</b> | <b>BCF SUPER FUND</b>    | <b>Fin Accounts Prepared by</b> | JEFFREY NG  |
| <b>Client code</b> | BCFSF (026)              | <b>Date prepared</b>            | 28-Aug-2023 |
| <b>Year ended</b>  | 30-Jun-2023              | <b>Reviewed by</b>              |             |
| <b>SRN/HIN</b>     | X0059403397 + SRN        | <b>Date reviewed</b>            |             |
| <b>Postcode</b>    | 2320 (Old Postcode 2291) | <a href="#">Back to Cover</a>   |             |

Select a random sample of investments and from the sample selected:

- \* Confirm holding with registry/accountant/trustee/director of companies in which investments are held
- \* Obtain fair value at least once every three year using DCF, options pricing model, similar investments or NTA
- \* Attach our valuation report/calculation
- \* Agree to minutes for proper authorisation
- \* Agree to source documents, bank statements and transfer forms
- \* Unrealised gains/(losses) are properly recorded in financial report
- \* Disposals are at market value
- \* Investments are at armslength, in accordance with investment strategy and conform with sole purpose test

The test assists in determining if the carrying value of the asset is reasonable. If there is a negative NTA, further investigation required.

|              | <b>Code</b> | <b>Company</b>                      | <b>Cost</b>       | <b>Valuation</b>    | <b>Unrealised</b> |
|--------------|-------------|-------------------------------------|-------------------|---------------------|-------------------|
| 1            |             | OP Fund                             | 100,000.00        | 95,710.00 -         | 4,290.00          |
| 2            |             | Frazis Fund                         | 131,016.28        | 68,736.42 -         | 62,279.86         |
| 3            |             | Ophir Global Opportunities Fund     | 250,035.00        | 231,211.70 -        | 18,823.30         |
| 4            |             | Ophir Global High Conviction Fund   | 182,920.91        | 138,678.51 -        | 44,242.40         |
| 5            |             | 1/2oz ABC Gold Cast                 | 24,782.00         | 28,282.00           | 3,500.00          |
| 6            |             | 1kg ABC Silver Cast Bar 999.5       | 45,904.19         | 41,024.10 -         | 4,880.09          |
| 7            |             | 1oz Gold Beneath the Southern Skies | 51,413.89         | 56,566.00           | 5,152.11          |
| 8            |             | 1oz Silver Kangaroo Coin            | 4,030.00          | 3,270.00 -          | 760.00            |
| 9            |             | Tael ABC Gold 37.5 grams            | 21,202.38         | 23,868.60           | 2,666.22          |
| <b>Total</b> |             |                                     | <b>811,304.65</b> | <b>687,347.33 -</b> | <b>123,957.32</b> |

Were all unlisted investments revalued during the financial year?

|            |
|------------|
| <b>Yes</b> |
|------------|

**IN HOUSE ASSETS**

| <b>Item</b> | <b>Description</b> | <b>Amount</b> |
|-------------|--------------------|---------------|
| 1           |                    |               |
| 2           |                    |               |

Total assets of super fund - this is equal to benefits accrued benefits to the members

**Percentage of in-house assets**

**0.00%**

|  |
|--|
|  |
|--|

**Benchmark**

- > 5% Notify trustees that they are required to reduce the holding to below the 5% benchmark. Ensure trustees have prepared a written plan specifying the excess amount and setting out the steps proposed to dispose of the excess amount. Ensure trustees have a written plan prepared prior to the end of the following financial year in which the breach occurred.





# OPHIR

1300 408 787 (within australia)  
+61 2 8072 1478 (international)  
ophir@automicgroup.com.au  
www.automic.com.au

Level 5, 126 Phillip Street,  
Sydney NSW 2000

GPO Box 5193,  
Sydney NSW 2000

## OP Fund

ABN: 91 967 385 108

Trustee and Investment Manager: Ophir Asset Management Pty Ltd ABN 88 156 146 717 AFSL 420082

## Securityholder Reference Number

I00000057474

R BEARDSHALL  
<BCF SUPERANNUATION FUND>  
2 ROWAN CRESCENT  
MEREWETHER NSW 2291

**Security Code** OPFUA  
**Date of Statement** 18 Jul 2023  
**TFN/ABN** Quoted

# Holding Statement

## OP Fund (Class A)

| Date               | Transaction                  | Qty On/Off | Balance           | Transaction Price | NAV             | Value              |
|--------------------|------------------------------|------------|-------------------|-------------------|-----------------|--------------------|
| 01 Jun 2023        | Opening balance              |            | 100,000.00        | -                 | \$0.9308        | \$93,080.00        |
| 30 Jun 2023        | Investment return for period |            |                   |                   |                 | \$2,630.00         |
| <b>30 Jun 2023</b> | <b>Closing balance</b>       |            | <b>100,000.00</b> | -                 | <b>\$0.9571</b> | <b>\$95,710.00</b> |

In accordance with the OP Fund Information Memorandum dated 27 October 2021, if you would like to redeem units in the Fund then the redemption price will include a -0.35% sell spread on the NAV price.

Important: You will need to quote the SRN and name of issuer for all future dealings in these securities. This statement is an important document and should be kept in a safe place.

NOTE: The Closing balance shown includes all transfers registered as at close of business on the statement date. Shareholders should not rely on the balance shown in the statement as being a complete record of their current shareholding and the company will not be liable for any financial loss incurred by a shareholder who relies on the balance shown without making their own adjustments for any transfers relating to transactions which have yet to be registered.

The Australian Taxation Office advises you to keep this statement as a permanent record. Disposal of securities by Australian residents may result in Capital Gains Tax. If you would like a copy of "Guide to Capital Gains Tax", published by the ATO, telephone 1300 720 092.



MR RICHARD D BEARDSHALL &  
MS JENNIFER A CLARKE  
<BCF SUPER FUND>  
36 COCKATOO RIDGE  
ABERGLASSLYN NSW 2320

Unitholder Number 0012001053

Page Number: 1

Tax File Number: Quoted

## Unitholder Statement Frazis Fund Master Class

### Statement Period 01-06-2023 to 30-06-2023

| Date       | Transaction           | Number of Units | Price    | Total Value | Balance     |
|------------|-----------------------|-----------------|----------|-------------|-------------|
|            | Opening Balance       |                 |          |             | 91,721.9336 |
| 30-06-2023 | Balance at 30-06-2023 | 91,721.9336     | \$0.7494 | \$68,736.42 |             |

Note: The closing balance shown includes the transfers or other transactions registered as at close of business on the last day of the statement period indicated above. Unitholders should not rely on the balance shown in this statement as being a complete record of their current holding and the Issuer will not be liable for any financial loss incurred by the unitholder who relies on the balances shown without making their own adjustments for any transfers or other transactions which have yet to be registered.

**The Australian Tax Office advises you to keep this statement. Disposal of securities may lead to capital gains tax. Phone 1300 720 092 if you need a Guide to capital gains tax.**

Visit the registry website at [www.boardroomlimited.com.au](http://www.boardroomlimited.com.au) to register for online access (via InvestorServe) to view or update your investment details and download holding statements.



MR RICHARD D BEARDSHALL &  
 MS JENNIFER A CLARKE  
 <BCF SUPER FUND>  
 36 COCKATOO RIDGE  
 ABERGLASSLYN NSW 2320

Unitholder Number U0012001053  
 Tax File Number: Quoted

Page Number: 1

## Unitholder Statement Frazis Fund Master Class

Statement Period 10-02-2023 to 10-02-2023

| Date       | Transaction           | Number of Units | Price per Unit | Total Cost  | Balance     |
|------------|-----------------------|-----------------|----------------|-------------|-------------|
| 10-02-2023 | Opening Balance       |                 |                |             | 47,231.3507 |
|            | Application           | 44,490.5829     | \$0.6743       | \$30,000.00 | 91,721.9336 |
|            | Balance at 10-02-2023 | 91,721.9336     | \$0.6709       | \$61,536.25 | 91,721.9336 |

Note: The closing balance shown includes the transfers or other transactions registered as at close of business on the last day of the statement period indicated above. Unitholders should not rely on the balance shown in this statement as being a complete record of their current holding and the Issuer will not be liable for any financial loss incurred by the unitholder who relies on the balances shown without making their own adjustments for any transfers or other transactions which have yet to be registered.

**The Australian Tax Office advises you to keep this statement. Disposal of securities may lead to capital gains tax. Phone 1300 720 092 if you need a Guide to capital gains tax.**

Visit the registry website at [www.boardroomlimited.com.au](http://www.boardroomlimited.com.au) to register for online access (via InvestorServe) to view or update your investment details and download holding statements.



# OPHIR

1300 408 787 (within australia)  
 +61 2 8072 1478 (international)  
 ophir@automicgroup.com.au  
 www.automic.com.au

Level 5, 126 Phillip Street,  
 Sydney NSW 2000

GPO Box 5193,  
 Sydney NSW 2000

## Ophir Global Opportunities Fund

ABN: 84 235 705 628

Trustee: The Trust Company (RE Services) Limited ABN 45 003 278 831 AFSL 235150

Investment Manager: Ophir Asset Management Pty Ltd ABN 88 156 146 717 AFSL 420082

### Securityholder Reference Number

I00000057474

R BEARDSHALL  
 <BCF SUPERANNUATION FUND>  
 2 ROWAN CRESCENT  
 MEREWETHER NSW 2291

**Security Code** OGOFA  
**Date of Statement** 18 Jul 2023  
**TFN/ABN** Quoted

# Holding Statement

## Ophir Global Opportunities Fund (Class A Units)

| Date               | Transaction                  | Qty On/Off | Balance           | Transaction Price | NAV             | Value               |
|--------------------|------------------------------|------------|-------------------|-------------------|-----------------|---------------------|
| 01 Jun 2023        | Opening balance              |            | 170,183.79        | -                 | \$1.3162        | \$223,995.90        |
| 30 Jun 2023        | Investment return for period |            |                   |                   |                 | \$7,215.80          |
| <b>30 Jun 2023</b> | <b>Closing balance</b>       |            | <b>170,183.79</b> | -                 | <b>\$1.3586</b> | <b>\$231,211.70</b> |

In accordance with the Ophir Global Opportunities Fund Product Disclosure Statement dated 1 February 2021, if you would like to redeem units in the Fund then the redemption price will include a -0.35% sell spread on the NAV price.

Important: You will need to quote the SRN and name of issuer for all future dealings in these securities. This statement is an important document and should be kept in a safe place.

NOTE: The Closing balance shown includes all transfers registered as at close of business on the statement date. Shareholders should not rely on the balance shown in the statement as being a complete record of their current shareholding and the company will not be liable for any financial loss incurred by a shareholder who relies on the balance shown without making their own adjustments for any transfers relating to transactions which have yet to be registered.

The Australian Taxation Office advises you to keep this statement as a permanent record. Disposal of securities by Australian residents may result in Capital Gains Tax. If you would like a copy of "Guide to Capital Gains Tax", published by the ATO, telephone 1300 720 092.



# OPHIR

1300 408 787 (within australia)  
+61 2 8072 1478 (international)  
ophir@automicgroup.com.au  
www.automic.com.au

Level 5, 126 Phillip Street,  
Sydney NSW 2000

GPO Box 5193,  
Sydney NSW 2000

## Ophir Global High Conviction Fund

ABN: 69 511 542 211

Trustee: The Trust Company (RE Services) Limited ABN 45 003 278 831 AFSL 235150

Investment Manager: Ophir Asset Management Pty Ltd ABN 88 156 146 717 AFSL 420082

## Securityholder Reference Number

I00000057474

R BEARDSHALL  
<BCF SUPERANNUATION FUND>  
2 ROWAN CRESCENT  
MEREWETHER NSW 2291

**Security Code** OGHCF1  
**Date of Statement** 18 Jul 2023  
**TFN/ABN** Quoted

# Holding Statement

## Global High Conviction Fund (Class A Units)

| Date               | Transaction                  | Qty On/Off | Balance           | Transaction Price | NAV             | Value               |
|--------------------|------------------------------|------------|-------------------|-------------------|-----------------|---------------------|
| 01 Jun 2023        | Opening balance              |            | 122,377.79        | -                 | \$1.0985        | \$134,432.00        |
| 30 Jun 2023        | Investment return for period |            |                   |                   |                 | \$4,246.51          |
| <b>30 Jun 2023</b> | <b>Closing balance</b>       |            | <b>122,377.79</b> | -                 | <b>\$1.1332</b> | <b>\$138,678.51</b> |

In accordance with the Ophir Global High Conviction Fund Product Disclosure Statement dated 25 June 2021, if you would like to redeem units in the Fund then the redemption price will include a -0.35% sell spread on the NAV price.

Important: You will need to quote the SRN and name of issuer for all future dealings in these securities. This statement is an important document and should be kept in a safe place.

NOTE: The Closing balance shown includes all transfers registered as at close of business on the statement date. Shareholders should not rely on the balance shown in the statement as being a complete record of their current shareholding and the company will not be liable for any financial loss incurred by a shareholder who relies on the balance shown without making their own adjustments for any transfers relating to transactions which have yet to be registered.

The Australian Taxation Office advises you to keep this statement as a permanent record. Disposal of securities by Australian residents may result in Capital Gains Tax. If you would like a copy of "Guide to Capital Gains Tax", published by the ATO, telephone 1300 720 092.

**BCF**

| precious metals               | EOFY    | qty | offer price | totals     |
|-------------------------------|---------|-----|-------------|------------|
| 1/2 oz ABC gold cast bar      | 30/6/23 | 20  | 1,494.50    | 29,890.00  |
| Tael ABC gold 37.5g           | 30/6/23 | 7   | 3,552.40    | 24,866.80  |
| 1 oz Gold beneath Sthn skies* | 30/6/23 | 20  | 2,996.10    | 59,922.00  |
| 1kg ABC Silver cast Bar       | 30/6/23 | 39  | 1,187.20    | 46,300.80  |
| 1oz Silver Kangaroo Coin      | 30/6/23 | 100 | 46.80       | 4,680.00   |
| total                         |         |     |             | 165,659.60 |

\*Using Kangaroo 1oz gold coin price

**BCF**

| precious metals               | EOFY    | qty | bid price | totals     |
|-------------------------------|---------|-----|-----------|------------|
| 1/2 oz ABC gold cast bar      | 30/6/23 | 20  | 1,414.10  | 28,282.00  |
| Tael ABC gold 37.5g           | 30/6/23 | 7   | 3,409.80  | 23,868.60  |
| 1 oz Gold beneath Sthn skies* | 30/6/23 | 20  | 2,828.30  | 56,566.00  |
| 1kg ABC Silver cast Bar       | 30/6/23 | 39  | 1,051.90  | 41,024.10  |
| 1oz Silver Kangaroo Coin      | 30/6/23 | 100 | 32.70     | 3,270.00   |
| total                         |         |     |           | 153,010.70 |

\*Using Kangaroo 1oz gold coin price

## HELIX

|                               |          |            |
|-------------------------------|----------|------------|
| SOFY value in Swyftx          | 1/7/22   | 36,154.00  |
| Withdrawal to BCF NAB account | 10/11/22 | -36,000.00 |

|                             |         |               |
|-----------------------------|---------|---------------|
| <b>EOFY value in Swyftx</b> | 30/6/23 | <b>154.00</b> |
|-----------------------------|---------|---------------|

|                            |          |            |
|----------------------------|----------|------------|
| SOFY balance in FTX in AUD | 30/6/22  | 12,425.69  |
| FTX into liquidation       | 11/11/22 | -12,425.69 |

|                                   |  |             |
|-----------------------------------|--|-------------|
| <b>EOFY Balance in FTX in AUD</b> |  | <b>0.00</b> |
|-----------------------------------|--|-------------|



# Latest Market Prices - Retail

Friday, 30 June 2023 5:01 PM - Exchange Rate: **USD -> AUD \$ .6627**

## Gold

Spot Price **AUD \$ 2881.08**      **USD \$ 1909.29**

### ABC Gold

| Product                       | Sell        | BuyBack     |
|-------------------------------|-------------|-------------|
| 1oz ABC (Pool Alloc) Gold     | \$2,908.10  | \$2,828.30  |
| 1/2oz ABC Cast Bar Gold       | \$1,494.50  | \$1,414.10  |
| 1oz Gold Cast Bar             | \$2,942.10  | \$2,828.30  |
| 2oz Gold Cast Bar             | \$5,872.20  | \$5,656.50  |
| Luong 37.5grm Gold Cast Bar   | \$3,552.40  | \$3,409.80  |
| 50g ABC Gold Cast Bar 9999    | \$4,733.30  | \$4,546.40  |
| 100grm Gold Cast Bar          | \$9,412.70  | \$9,092.90  |
| 5oz Gold Cast Bar             | \$14,610.40 | \$14,141.30 |
| 250g Gold Cast Bar            | \$23,433.10 | \$22,733.60 |
| 10oz Gold Cast Bar            | \$29,145.80 | \$28,282.70 |
| 500grm Gold Cast Bar          | \$46,813.40 | \$45,464.40 |
| 1kg ABC Bullion Cast Bar Gold | \$93,526.70 | \$90,928.90 |

### PAMP Gold

|                                 |            |            |
|---------------------------------|------------|------------|
| 1oz PAMP Suisse Gold Minted Bar | \$2,991.10 | \$2,799.60 |
|---------------------------------|------------|------------|

### Gold Coins

|                                   |            |            |
|-----------------------------------|------------|------------|
| 1oz Britannia Gold Coin 9999 KING | \$2,996.10 | \$2,828.30 |
| Kangaroo 1oz Gold Coin            | \$2,996.10 | \$2,828.30 |
| Maple Leaf 1oz Gold Coin 99.99%   | \$2,976.10 | \$2,828.30 |

### Gold Coins

|                                 |            |            |
|---------------------------------|------------|------------|
| Kangaroo 1oz Gold Coin          | \$2,996.10 | \$2,828.30 |
| Maple Leaf 1oz Gold Coin 99.99% | \$2,976.10 | \$2,828.30 |

## Silver

Spot Price **AUD \$ 34.22**      **USD \$ 22.679**

per KG **AUD \$ 1101**      **USD \$ 730**

### ABC Silver

| Product                          | Sell       | BuyBack    |
|----------------------------------|------------|------------|
| 1oz Silver Coin Generic Brand    | \$42.20    | \$32.70    |
| 10oz ABC Bullion Cast Bar Silver | \$396.20   | \$327.20   |
| 500g ABC Bullion Cast Bar Silver | \$624.10   | \$525.90   |
| 1kg ABC Bullion Cast Bar Silver  | \$1,187.20 | \$1,051.90 |
| 100oz ABC Silver Cast Bar 999    | \$3,635.00 | \$3,271.80 |
| 5kg ABC Bullion Cast Bar Silver  | \$5,810.90 | \$5,259.40 |
| 1kg Silver (Pool Allocated)      | \$1,140.40 | \$1,051.90 |

### PAMP Silver

|                          |            |            |
|--------------------------|------------|------------|
| 1kg PAMP Cast Bar Silver | \$1,190.20 | \$1,041.00 |
|--------------------------|------------|------------|

### Silver Coins

|  |         |         |
|--|---------|---------|
| 1oz Silver Kangaroo Coin               | \$46.80 | \$32.70 |
| 1oz Silver Krugerrand Coin             | \$44.50 | \$32.70 |
| 1oz Britannia Silver coin KING CHARLES | \$44.20 | \$32.70 |

## Platinum

Spot Price **AUD \$ 1393.32**      **USD \$ 923.35**

### Platinum

|                                       |             |             |
|---------------------------------------|-------------|-------------|
| 1oz ABC Platinum Minted Tablet 999.5  | \$1,490.80  | \$1,306.10  |
| 50g ABC Platinum Minted Tablet 999.5  | \$2,389.80  | \$2,099.50  |
| 100g ABC Platinum Minted Tablet       | \$4,686.50  | \$4,199.00  |
| 500g ABC Platinum Minted Tablet 999.5 | \$22,961.10 | \$20,994.80 |
| 1kg ABC Platinum Minted Tablet 999.5  | \$46,295.20 | \$41,989.50 |
| 1oz Platinum (Pool Alloc)             | \$1,423.30  | \$1,306.10  |

## Palladium

Spot Price **AUD \$ 1950.16**      **USD \$ 1292.37**





Swyftx Pty Ltd  
MILTON QLD 4064  
AUSTRALIA

ABN 72 623 556 730  
Report Date 19/08/2023  
Report Time 11:11:01  
Report Timezone GMT+10

## TRANSACTION REPORT

JENNIFER CLARKE & RICHARD & JACK BEARDSHALL atf BCF SUPER FUND

01/07/2022 - 30/06/2023

### Crypto Statement

| Date      | Time | Event | Asset | Rate | Currency | Amount | AUD Value | Fee Amount | Fee AUD* | Balance |
|-----------|------|-------|-------|------|----------|--------|-----------|------------|----------|---------|
| SUB-TOTAL |      |       |       |      |          |        |           |            |          |         |

\* inclusive of GST where applicable  
\* Fiat values rounded to nearest cent

### Fiat Statement

| Date       | Time    | Event    | Asset | Amount       | AUD Value    | Fee Amount | Fee AUD* |
|------------|---------|----------|-------|--------------|--------------|------------|----------|
| 10/11/2022 | 8:12:26 | WITHDRAW | AUD   | 36000.00 AUD | 36000.00 AUD | 0.00 AUD   | 0.00 AUD |
| SUB-TOTAL  |         |          |       |              |              |            |          |

\* inclusive of GST where applicable  
\* Fiat values rounded to nearest cent

## Opening Statements

### Crypto Statement

| Date      | Asset | Amount         | AUD Value |
|-----------|-------|----------------|-----------|
| 1/07/2022 | BTC   | 0.00000000 BTC | 0.00 AUD  |
| 1/07/2022 | LTC   | 0.00000099 LTC | 0.00 AUD  |
| 1/07/2022 | ETH   | 0.00000942 ETH | 0.01 AUD  |

### Fiat Statement

| Date      | Asset | Amount       | AUD Value    |
|-----------|-------|--------------|--------------|
| 1/07/2022 | AUD   | 36154.61 AUD | 36154.61 AUD |

## Closing Statements

### Crypto Statement

| Date       | Asset | Amount         | AUD Value |
|------------|-------|----------------|-----------|
| 30/06/2023 | ETH   | 0.00000942 ETH | 0.02 AUD  |
| 30/06/2023 | BTC   | 0.00000000 BTC | 0.00 AUD  |
| 30/06/2023 | LTC   | 0.00000099 LTC | 0.00 AUD  |

### Fiat Statement

| Date       | Asset | Amount     | AUD Value  |
|------------|-------|------------|------------|
| 30/06/2023 | AUD   | 154.61 AUD | 154.61 AUD |

To find out more information about our transaction reports, read our help article.  
[Understanding the transaction report](#)



**SMSF AUDIT WORKPAPERS - Cash, Receivables and Other Assets**

**F**

|                    |                          |                                 |             |
|--------------------|--------------------------|---------------------------------|-------------|
| <b>Client name</b> | BCF SUPER FUND           | <b>Fin Accounts Prepared by</b> | JEFFREY NG  |
| <b>Client code</b> | BCFSF (026)              | <b>Date prepared</b>            | 28-Aug-2023 |
| <b>Year ended</b>  | 30-Jun-2023              | <b>Reviewed by</b>              |             |
| <b>SRN/HIN</b>     | X0059403397 + SRN        | <b>Date reviewed</b>            |             |
| <b>Postcode</b>    | 2320 (Old Postcode 2291) | <a href="#">Back to Cover</a>   |             |

1 Have all appropriate Class Super data feeds (bank and investment) been setup properly?

Additional Notes:

2 For Class Super bank data feed clients, was there a change of bank accounts during the year?   
*If yes, please ensure authority forms are completed for the new accounts.*

*Bank audit confirmations are not necessary for those on Class Super. Ensure data feed agrees with ledger balance. For those not on Class Super data feeds, a bank confirmation is necessary if risks are high.*

**Debit Balance** - considered circumstances that caused bank account to be in debit, and was satisfied that no further action was required.

**Bank and Term Deposit Accounts**

| AC No. | Description      | GL Account No | Amount   |
|--------|------------------|---------------|----------|
| 1      | Bell Direct      |               | 2,328.64 |
| 2      | NAB Cash Manager |               | 6,177.62 |
| 3      | Swyftx Crypto    |               | 154.62   |
| 4      |                  |               |          |
| 5      |                  |               |          |
| 6      |                  |               |          |
| 7      |                  |               |          |
| 8      |                  |               |          |
| 9      |                  |               |          |
| 10     |                  |               |          |

**Total Cash** 8,660.88

|                    |                          |                                 |             |
|--------------------|--------------------------|---------------------------------|-------------|
| <b>Client name</b> | BCF SUPER FUND           | <b>Fin Accounts Prepared by</b> | JEFFREY NG  |
| <b>Client code</b> | BCFSF (026)              | <b>Date prepared</b>            | 28-Aug-2023 |
| <b>Year ended</b>  | 30-Jun-2023              | <b>Reviewed by</b>              |             |
| <b>SRN/HIN</b>     | X0059403397 + SRN        | <b>Date reviewed</b>            |             |
| <b>Postcode</b>    | 2320 (Old Postcode 2291) | <a href="#">Back to Cover</a>   |             |

**Receivables**

- 3 Reviewed deposits after balance date and confirmed that there were receivables (from dividends, trust distributions, income tax refund) and were recorded properly in the accounts at year end.
- 4 Reviewed bank statements and there were no transactions with related parties by the super fund.

|     |
|-----|
| Yes |
| Yes |

*If yes, details of receivables*

| Item                     | Description              | GL Account No | Amount           |
|--------------------------|--------------------------|---------------|------------------|
| 1                        | DRP Residual             |               | 7.86             |
| 2                        | Distributions Receivable |               | 9,218.11         |
| 3                        | Deferred Tax Assets      |               | 12,359.60        |
| 4                        | Current Tax Assets       |               | 2,456.51         |
| 5                        |                          |               |                  |
| <b>Total Receivables</b> |                          |               | <b>24,042.08</b> |

**Other Assets**

- 5 - 7 Reviewed trustee minutes and investments report and confirmed that there were no other investments held apart from publicly listed shares, unlisted shares, managed funds and properties.

|     |
|-----|
| Yes |
|-----|

*If yes, details of other assets*

| Item                      | Description | GL Account No | Amount   |
|---------------------------|-------------|---------------|----------|
| 1                         |             |               |          |
| 2                         |             |               |          |
| <b>Total Other Assets</b> |             |               | <b>-</b> |

**General**

- 8 Where appropriate, additions and disposals were supported with external source documents. Reviewed minutes and bank statements and there were no other investments made.
- 9 Reviewed and no external source documentation required since there were no other investments.
- 10 Reviewed and no valuation required since there were no other investments.
- 11 Reviewed and there were no investments in other assets (arms length).
- 12 Reviewed and since there were no investments in other assets, therefore, no disposals.
- 13 Reviewed since there were no investment in other assets. This is consistent with the fund's investment strategy.

**BELL FINANCIAL TRUST  
TRANSACTION  
STATEMENT**Statement Date:  
01 Jul 2022 - 31 Jul 2022Mr Richard David Beardshall & Ms Jennife  
<BCF SF A/C>  
2 ROWAN CRESCENT  
MEREWETHER NSW 2291**FACILITY SUMMARY**

|                 |              |
|-----------------|--------------|
| FACILITY NUMBER | 129909       |
| Opening Balance | \$ 31,869.93 |
| Withdrawals     | \$ 25,856.84 |
| Deposits        | \$ 28,207.73 |
| Closing Balance | \$ 34,220.82 |

Billers Code: 253104  
Ref: 00012990917

Telephone &amp; Internet Banking - BPAY

Call your bank, credit union or building society to make a payment from your cheque or savings account to your Bell Financial Trust account. More info: [www.bpay.com.au](http://www.bpay.com.au)Direct BSB:013-986  
Credit: Account No:012990917

Quote this BSB and account number if you want to transfer funds (including dividends) electronically into your Bell Financial Trust account.

**FACILITY POSITION**

| Account Number | Account Type    | Activation Date | Interest Rate | Unit Balance | Interest Year to Date |
|----------------|-----------------|-----------------|---------------|--------------|-----------------------|
| 129909/1       | At Call Deposit | 21 Feb 2012     | 0.00%         | 34,220.82    | 0.00                  |

**FACILITY TRANSACTIONS**

| Transaction Date | Description                         | Debit    | Credit    | Balance   |
|------------------|-------------------------------------|----------|-----------|-----------|
| 01 Jul 2022      | Opening Balance                     |          |           | 31,869.93 |
| 01 Jul 2022      | Transfer of Funds - Bell Direct Fee | 10.00    |           | 31,859.93 |
| 01 Jul 2022      | Transfer of Funds - Bell Direct Fee | 10.00    |           | 31,849.93 |
| 01 Jul 2022      | Trust to Cash Movement #74859388    |          | 6,420.00  | 38,269.93 |
| 05 Jul 2022      | Direct Credit received TPP          |          | 10.00     | 38,279.93 |
| 05 Jul 2022      | Direct Credit received TPP          |          | 10.00     | 38,289.93 |
| 05 Jul 2022      | Transfer of Funds - Cash to Trust   | 1,180.00 |           | 37,109.93 |
| 07 Jul 2022      | Trust to Cash Movement #75042300    |          | 2,191.84  | 39,301.77 |
| 11 Jul 2022      | Transfer of Funds - Cash to Trust   | 60.00    |           | 39,241.77 |
| 14 Jul 2022      | Trust to Cash Movement #75352800    |          | 17,541.89 | 56,783.66 |

**BELL FINANCIAL TRUST  
TRANSACTION  
STATEMENT**Statement Date:  
01 Jul 2022 - 31 Jul 2022**CASH ACCOUNT TRANSACTIONS**

| Transaction Date | Description                       | Debit     | Credit   | Balance   |
|------------------|-----------------------------------|-----------|----------|-----------|
| 21 Jul 2022      | Trust to Cash Movement #75605874  |           | 2,034.00 | 58,817.66 |
| 22 Jul 2022      | Transfer of funds - Cash to Trust | 15,025.66 |          | 43,792.00 |
| 25 Jul 2022      | Transfer of Funds - Cash to Trust | 3,358.18  |          | 40,433.82 |
| 27 Jul 2022      | Transfer of Funds - Cash to Trust | 6,213.00  |          | 34,220.82 |
| 31 Jul 2022      | Closing Balance                   |           |          | 34,220.82 |

The Bell Cash Trust ARSN 164 391 119 has been renamed the Bell Financial Trust. There are no other changes to the Trust or its operation.

---

**Enquiries:** If you require further information regarding your investments with the Bell Financial Trust:

**Call:** Bell Direct 8am -7pm (AEST) Mon-Fri  
1300 786 199 (Within Australia)  
+61 3 8663 2700 (International)

**Email:** Bell Direct at [support@belldirect.com.au](mailto:support@belldirect.com.au)

---

**Complaints Resolution:** The Responsible Entity has established procedures for dealing with complaints. If an investor has a complaint, please contact either the Responsible Entity or the Administrator during business hours.

The Responsible Entity can be contacted at:

**Address:** The Trust Company (RE Services) Pty Ltd  
Level 18  
123 Pitt Street  
Sydney NSW 2001  
**Phone:** 02 9229 9000

The administrator can be contacted at:

**Address:** Bell Potter Capital Ltd  
GPO Box 4718  
Melbourne VIC 3001  
**Phone:** 1800 061 327

If you are not satisfied with the outcome, the complaint can be referred to Australian Financial Complaints Authority (AFCA), which is an external complaints resolution scheme. AFCA can be contacted on 1800 931 678. More information is at [www.afca.org.au](http://www.afca.org.au).

---

**Important Information:** Please check this statement carefully and retain it for your records. If you find any discrepancies please report them promptly to Bell Direct on 1300 786 199.

The interest amount shown on this statement is after any broker commission payments that you have directed Bell Potter Capital to pay to your broker.

The Trust Company (RE Services) Ltd (ABN 45 003 278 831), Bell Potter Capital Ltd (ABN 54 085 797 735), Third Party Platform Pty Ltd (ABN 74 121 227 905) and each of their respective directors, officers and agents believe that the information contained in this document is correct and that any estimates, opinions, conclusions, or recommendations contained in this document are reasonably held or made at the time of compilation. However, no warranty is made as to the accuracy or reliability of any estimates, opinions, conclusions, recommendations (which may change without notice) or other information contained in this document and to the maximum extent permitted by law, The Trust Company (RE Services) Ltd, Bell Potter Capital Ltd and Third Party Platform Pty Ltd disclaim all liability and responsibility for any direct or indirect loss or damage which may be suffered by any recipient through relying on anything contained in or omitted from this document.

**BELL FINANCIAL TRUST  
TRANSACTION  
STATEMENT**Statement Date:  
01 Aug 2022 - 31 Aug 2022Mr Richard David Beardshall & Ms Jennife  
<BCF SF A/C>  
2 ROWAN CRESCENT  
MEREWETHER NSW 2291**FACILITY SUMMARY**

|                 |              |
|-----------------|--------------|
| FACILITY NUMBER | 129909       |
| Opening Balance | \$ 34,220.82 |
| Withdrawals     | \$ 32,846.00 |
| Deposits        | \$ 11,997.24 |
| Closing Balance | \$ 13,372.06 |

Billers Code: 253104  
Ref: 00012990917

Telephone &amp; Internet Banking - BPAY

Call your bank, credit union or building society to make a payment from your cheque or savings account to your Bell Financial Trust account. More info: [www.bpay.com.au](http://www.bpay.com.au)Direct BSB:013-986  
Credit: Account No:012990917

Quote this BSB and account number if you want to transfer funds (including dividends) electronically into your Bell Financial Trust account.

**FACILITY POSITION**

| Account Number | Account Type    | Activation Date | Interest Rate | Unit Balance | Interest Year to Date |
|----------------|-----------------|-----------------|---------------|--------------|-----------------------|
| 129909/1       | At Call Deposit | 21 Feb 2012     | 0.00%         | 13,372.06    | 0.00                  |

**FACILITY TRANSACTIONS**

| Transaction Date | Description                       | Debit    | Credit   | Balance   |
|------------------|-----------------------------------|----------|----------|-----------|
| 01 Aug 2022      | Opening Balance                   |          |          | 34,220.82 |
| 01 Aug 2022      | Trust to Cash Movement #75986889  |          | 3,887.00 | 38,107.82 |
| 05 Aug 2022      | Transfer of Funds - Cash to Trust | 3,765.00 |          | 34,342.82 |
| 10 Aug 2022      | Transfer of Funds - Cash to Trust | 230.00   |          | 34,112.82 |
| 15 Aug 2022      | Trust to Cash Movement #76673147  |          | 5,440.00 | 39,552.82 |
| 18 Aug 2022      | Transfer of Funds - Cash to Trust | 7,965.00 |          | 31,587.82 |
| 22 Aug 2022      | Transfer of Funds - Cash to Trust | 6,465.00 |          | 25,122.82 |
| 23 Aug 2022      | Transfer of Funds - Cash to Trust | 7,935.00 |          | 17,187.82 |
| 24 Aug 2022      | Transfer of Funds - Cash to Trust | 6,486.00 |          | 10,701.82 |
| 26 Aug 2022      | Trust to Cash Movement #77370358  |          | 2,670.24 | 13,372.06 |



**BELL FINANCIAL TRUST  
TRANSACTION  
STATEMENT**Statement Date:  
01 Aug 2022 - 31 Aug 2022**CASH ACCOUNT TRANSACTIONS**

| Transaction Date | Description     | Debit | Credit | Balance   |
|------------------|-----------------|-------|--------|-----------|
| 31 Aug 2022      | Closing Balance |       |        | 13,372.06 |

The Bell Cash Trust ARSN 164 391 119 has been renamed the Bell Financial Trust. There are no other changes to the Trust or its operation.

---

Enquiries: If you require further information regarding your investments with the Bell Financial Trust:

Call: Bell Direct 8am -7pm (AEST) Mon-Fri  
1300 786 199 (Within Australia)  
+61 3 8663 2700 (International)

Email: Bell Direct at [support@belldirect.com.au](mailto:support@belldirect.com.au)

---

Complaints Resolution: The Responsible Entity has established procedures for dealing with complaints. If an investor has a complaint, please contact either the Responsible Entity or the Administrator during business hours.

The Responsible Entity can be contacted at:

Address: The Trust Company (RE Services) Pty Ltd  
Level 18  
123 Pitt Street  
Sydney NSW 2001  
Phone: 02 9229 9000

The administrator can be contacted at:

Address: Bell Potter Capital Ltd  
GPO Box 4718  
Melbourne VIC 3001  
Phone: 1800 061 327

If you are not satisfied with the outcome, the complaint can be referred to Australian Financial Complaints Authority (AFCA), which is an external complaints resolution scheme. AFCA can be contacted on 1800 931 678. More information is at [www.afca.org.au](http://www.afca.org.au).

---

Important Information: Please check this statement carefully and retain it for your records. If you find any discrepancies please report them promptly to Bell Direct on 1300 786 199.

The interest amount shown on this statement is after any broker commission payments that you have directed Bell Potter Capital to pay to your broker.

The Trust Company (RE Services) Ltd (ABN 45 003 278 831), Bell Potter Capital Ltd (ABN 54 085 797 735), Third Party Platform Pty Ltd (ABN 74 121 227 905) and each of their respective directors, officers and agents believe that the information contained in this document is correct and that any estimates, opinions, conclusions, or recommendations contained in this document are reasonably held or made at the time of compilation. However, no warranty is made as to the accuracy or reliability of any estimates, opinions, conclusions, recommendations (which may change without notice) or other information contained in this document and to the maximum extent permitted by law, The Trust Company (RE Services) Ltd, Bell Potter Capital Ltd and Third Party Platform Pty Ltd disclaim all liability and responsibility for any direct or indirect loss or damage which may be suffered by any recipient through relying on anything contained in or omitted from this document.

**BELL FINANCIAL TRUST  
TRANSACTION  
STATEMENT**Statement Date:  
01 Sep 2022 - 30 Sep 2022Mr Richard David Beardshall & Ms Jennife  
<BCF SF A/C>  
2 ROWAN CRESCENT  
MEREWETHER NSW 2291**FACILITY SUMMARY**

|                 |              |
|-----------------|--------------|
| FACILITY NUMBER | 129909       |
| Opening Balance | \$ 13,372.06 |
| Withdrawals     | \$ 6,235.00  |
| Deposits        | \$ 14,845.00 |
| Closing Balance | \$ 21,982.06 |

Billers Code: 253104  
Ref: 00012990917

Telephone &amp; Internet Banking - BPAY

Call your bank, credit union or building society to make a payment from your cheque or savings account to your Bell Financial Trust account. More info: [www.bpay.com.au](http://www.bpay.com.au)Direct BSB:013-986  
Credit: Account No:012990917

Quote this BSB and account number if you want to transfer funds (including dividends) electronically into your Bell Financial Trust account.

**FACILITY POSITION**

| Account Number | Account Type    | Activation Date | Interest Rate | Unit Balance | Interest Year to Date |
|----------------|-----------------|-----------------|---------------|--------------|-----------------------|
| 129909/1       | At Call Deposit | 21 Feb 2012     | 0.00%         | 21,982.06    | 0.00                  |

**FACILITY TRANSACTIONS**

| Transaction Date | Description                       | Debit    | Credit   | Balance   |
|------------------|-----------------------------------|----------|----------|-----------|
| 01 Sep 2022      | Opening Balance                   |          |          | 13,372.06 |
| 16 Sep 2022      | Trust to Cash Movement #78437948  |          | 8,210.00 | 21,582.06 |
| 23 Sep 2022      | Trust to Cash Movement #78663643  |          | 6,635.00 | 28,217.06 |
| 27 Sep 2022      | Transfer of Funds - Cash to Trust | 6,235.00 |          | 21,982.06 |
| 30 Sep 2022      | Closing Balance                   |          |          | 21,982.06 |

The Bell Cash Trust ARSN 164 391 119 has been renamed the Bell Financial Trust. There are no other changes to the Trust or its operation.

---

**Enquiries:** If you require further information regarding your investments with the Bell Financial Trust:

**Call:** Bell Direct 8am -7pm (AEST) Mon-Fri  
1300 786 199 (Within Australia)  
+61 3 8663 2700 (International)

**Email:** Bell Direct at [support@belldirect.com.au](mailto:support@belldirect.com.au)

---

**Complaints Resolution:** The Responsible Entity has established procedures for dealing with complaints. If an investor has a complaint, please contact either the Responsible Entity or the Administrator during business hours.

The Responsible Entity can be contacted at:

**Address:** The Trust Company (RE Services) Pty Ltd  
Level 18  
123 Pitt Street  
Sydney NSW 2001  
**Phone:** 02 9229 9000

The administrator can be contacted at:

**Address:** Bell Potter Capital Ltd  
GPO Box 4718  
Melbourne VIC 3001  
**Phone:** 1800 061 327

If you are not satisfied with the outcome, the complaint can be referred to Australian Financial Complaints Authority (AFCA), which is an external complaints resolution scheme. AFCA can be contacted on 1800 931 678. More information is at [www.afca.org.au](http://www.afca.org.au).

---

**Important Information:** Please check this statement carefully and retain it for your records. If you find any discrepancies please report them promptly to Bell Direct on 1300 786 199.

The interest amount shown on this statement is after any broker commission payments that you have directed Bell Potter Capital to pay to your broker.

The Trust Company (RE Services) Ltd (ABN 45 003 278 831), Bell Potter Capital Ltd (ABN 54 085 797 735), Third Party Platform Pty Ltd (ABN 74 121 227 905) and each of their respective directors, officers and agents believe that the information contained in this document is correct and that any estimates, opinions, conclusions, or recommendations contained in this document are reasonably held or made at the time of compilation. However, no warranty is made as to the accuracy or reliability of any estimates, opinions, conclusions, recommendations (which may change without notice) or other information contained in this document and to the maximum extent permitted by law, The Trust Company (RE Services) Ltd, Bell Potter Capital Ltd and Third Party Platform Pty Ltd disclaim all liability and responsibility for any direct or indirect loss or damage which may be suffered by any recipient through relying on anything contained in or omitted from this document.

**BELL FINANCIAL TRUST  
TRANSACTION  
STATEMENT**Statement Date:  
01 Oct 2022 - 31 Oct 2022Mr Richard David Beardshall & Ms Jennife  
<BCF SF A/C>  
2 ROWAN CRESCENT  
MEREWETHER NSW 2291**FACILITY SUMMARY**

|                             |              |
|-----------------------------|--------------|
| FACILITY NUMBER             | 129909       |
| Opening At-call Investments | \$ 21,982.06 |
| Withdrawals                 | \$ 11,890.00 |
| Deposits                    | \$ 11,407.40 |
| Closing At-call Investments | \$ 21,499.46 |

**TOTAL FEES AND COSTS YOU PAID**

\$0

This approximate amount includes all the fees and costs that affected your investment during the period.

Billers Code: 253104  
Ref: 00012990917

Telephone &amp; Internet Banking - BPAY

Call your bank, credit union or building society to make a payment from your cheque or savings account to your Bell Financial Trust account. More info: [www.bpay.com.au](http://www.bpay.com.au)Direct BSB:013-986  
Credit: Account No:012990917

Quote this BSB and account number if you want to transfer funds (including dividends) electronically into your Bell Financial Trust account.

**FACILITY POSITION**

| Account Number | Account Type    | Activation Date | Interest Rate | Unit Balance | Interest Year to Date |
|----------------|-----------------|-----------------|---------------|--------------|-----------------------|
| 129909/1       | At-call Deposit | 21 Feb 2012     | 0.20%         | 21,499.46    | 2.40                  |

**FACILITY TRANSACTIONS**

| Transaction Date | Description                          | Debit     | Credit    | Balance   |
|------------------|--------------------------------------|-----------|-----------|-----------|
| 01 Oct 2022      | Opening Balance                      |           |           | 21,982.06 |
| 13 Oct 2022      | Transfer of Funds - Cash to Trust    | 11,890.00 |           | 10,092.06 |
| 27 Oct 2022      | Trust to Cash Movement #80244829     |           | 11,405.00 | 21,497.06 |
| 31 Oct 2022      | Capitalised Accrued Interest for EOM |           | 2.40      | 21,499.46 |
| 31 Oct 2022      | Closing Balance                      |           |           | 21,499.46 |

Enquiries: If you require further information regarding your investments with the Bell Financial Trust:

Call: Bell Direct 8am -7pm (AEST) Mon-Fri  
1300 786 199 (Within Australia)  
+61 3 8663 2700 (International)

Email: Bell Direct at [support@belldirect.com.au](mailto:support@belldirect.com.au)

---

Complaints Resolution: The Responsible Entity has established procedures for dealing with complaints. If an investor has a complaint, please contact either the Responsible Entity or the Administrator during business hours.

The Responsible Entity can be contacted at:

Address: The Trust Company (RE Services) Pty Ltd  
Level 18  
123 Pitt Street  
Sydney NSW 2001  
Phone: 02 9229 9000

The administrator can be contacted at:

Address: Bell Potter Capital Ltd  
GPO Box 4718  
Melbourne VIC 3001  
Phone: 1800 061 327

If you are not satisfied with the outcome, the complaint can be referred to Australian Financial Complaints Authority (AFCA), which is an external complaints resolution scheme. AFCA can be contacted on 1800 931 678. More information is at [www.afca.org.au](http://www.afca.org.au).

---

Important Information: Please check this statement carefully and retain it for your records. If you find any discrepancies please report them promptly to Bell Direct on 1300 786 199.

The interest amount shown on this statement is after any broker commission payments that you have directed Bell Potter Capital to pay to your broker.

The Trust Company (RE Services) Ltd (ABN 45 003 278 831), Bell Potter Capital Ltd (ABN 54 085 797 735), Third Party Platform Pty Ltd (ABN 74 121 227 905) and each of their respective directors, officers and agents believe that the information contained in this document is correct and that any estimates, opinions, conclusions, or recommendations contained in this document are reasonably held or made at the time of compilation. However, no warranty is made as to the accuracy or reliability of any estimates, opinions, conclusions, recommendations (which may change without notice) or other information contained in this document and to the maximum extent permitted by law, The Trust Company (RE Services) Ltd, Bell Potter Capital Ltd and Third Party Platform Pty Ltd disclaim all liability and responsibility for any direct or indirect loss or damage which may be suffered by any recipient through relying on anything contained in or omitted from this document.

**BELL FINANCIAL TRUST  
TRANSACTION  
STATEMENT**Statement Date:  
01 Nov 2022 - 30 Nov 2022Mr Richard David Beardshall & Ms Jennife  
<BCF SF A/C>  
36 COCKATOO RIDGE  
ABERGLASSLYN NSW 2320**FACILITY SUMMARY**

|                             |              |
|-----------------------------|--------------|
| FACILITY NUMBER             | 129909       |
| Opening At-call Investments | \$ 21,499.46 |
| Withdrawals                 | \$ 34,494.48 |
| Deposits                    | \$ 13,994.16 |
| Closing At-call Investments | \$ 999.14    |

**TOTAL FEES AND COSTS YOU PAID**

\$0

This approximate amount includes all the fees and costs that affected your investment during the period.

Billers Code: 253104  
Ref: 00012990917

Telephone &amp; Internet Banking - BPAY

Call your bank, credit union or building society to make a payment from your cheque or savings account to your Bell Financial Trust account. More info: [www.bpay.com.au](http://www.bpay.com.au)Direct BSB:013-986  
Credit: Account No:012990917

Quote this BSB and account number if you want to transfer funds (including dividends) electronically into your Bell Financial Trust account.

**FACILITY POSITION**

| Account Number | Account Type    | Activation Date | Interest Rate | Unit Balance | Interest Year to Date |
|----------------|-----------------|-----------------|---------------|--------------|-----------------------|
| 129909/1       | At-call Deposit | 21 Feb 2012     | 0.35%         | 999.14       | 6.16                  |

**FACILITY TRANSACTIONS**

| Transaction Date | Description                          | Debit     | Credit    | Balance   |
|------------------|--------------------------------------|-----------|-----------|-----------|
| 01 Nov 2022      | Opening Balance                      |           |           | 21,499.46 |
| 01 Nov 2022      | Trust to Cash Movement #80392452     |           | 13,990.40 | 35,489.86 |
| 10 Nov 2022      | Transfer of Funds - Cash to Trust    | 23,799.48 |           | 11,690.38 |
| 15 Nov 2022      | Transfer of Funds - Cash to Trust    | 9,455.00  |           | 2,235.38  |
| 17 Nov 2022      | Transfer of Funds - Cash to Trust    | 460.00    |           | 1,775.38  |
| 29 Nov 2022      | Transfer of Funds - Cash to Trust    | 780.00    |           | 995.38    |
| 30 Nov 2022      | Capitalised Accrued Interest for EOM |           | 3.76      | 999.14    |
| 30 Nov 2022      | Closing Balance                      |           |           | 999.14    |

Enquiries: If you require further information regarding your investments with the Bell Financial Trust:

Call: Bell Direct 8am -7pm (AEST) Mon-Fri  
1300 786 199 (Within Australia)  
+61 3 8663 2700 (International)

Email: Bell Direct at [support@belldirect.com.au](mailto:support@belldirect.com.au)

---

Complaints Resolution: The Responsible Entity has established procedures for dealing with complaints. If an investor has a complaint, please contact either the Responsible Entity or the Administrator during business hours.

The Responsible Entity can be contacted at:

Address: The Trust Company (RE Services) Pty Ltd  
Level 18  
123 Pitt Street  
Sydney NSW 2001  
Phone: 02 9229 9000

The administrator can be contacted at:

Address: Bell Potter Capital Ltd  
GPO Box 4718  
Melbourne VIC 3001  
Phone: 1800 061 327

If you are not satisfied with the outcome, the complaint can be referred to Australian Financial Complaints Authority (AFCA), which is an external complaints resolution scheme. AFCA can be contacted on 1800 931 678. More information is at [www.afca.org.au](http://www.afca.org.au).

---

Important Information: Please check this statement carefully and retain it for your records. If you find any discrepancies please report them promptly to Bell Direct on 1300 786 199.

The interest amount shown on this statement is after any broker commission payments that you have directed Bell Potter Capital to pay to your broker.

The Trust Company (RE Services) Ltd (ABN 45 003 278 831), Bell Potter Capital Ltd (ABN 54 085 797 735), Third Party Platform Pty Ltd (ABN 74 121 227 905) and each of their respective directors, officers and agents believe that the information contained in this document is correct and that any estimates, opinions, conclusions, or recommendations contained in this document are reasonably held or made at the time of compilation. However, no warranty is made as to the accuracy or reliability of any estimates, opinions, conclusions, recommendations (which may change without notice) or other information contained in this document and to the maximum extent permitted by law, The Trust Company (RE Services) Ltd, Bell Potter Capital Ltd and Third Party Platform Pty Ltd disclaim all liability and responsibility for any direct or indirect loss or damage which may be suffered by any recipient through relying on anything contained in or omitted from this document.



**BELL FINANCIAL TRUST  
TRANSACTION  
STATEMENT**Statement Date:  
01 Dec 2022 - 31 Dec 2022Mr Richard David Beardshall & Ms Jennife  
<BCF SF A/C>  
36 COCKATOO RIDGE  
ABERGLASSLYN NSW 2320**FACILITY SUMMARY**

|                             |              |
|-----------------------------|--------------|
| FACILITY NUMBER             | 129909       |
| Opening At-call Investments | \$ 999.14    |
| Withdrawals                 | \$ 0.00      |
| Deposits                    | \$ 15,381.56 |
| Closing At-call Investments | \$ 16,380.70 |

**TOTAL FEES AND COSTS YOU PAID**

\$0

This approximate amount includes all the fees and costs that affected your investment during the period.

Bill Code: 253104  
Ref: 00012990917

Telephone &amp; Internet Banking - BPAY

Call your bank, credit union or building society to make a payment from your cheque or savings account to your Bell Financial Trust account. More info: [www.bpay.com.au](http://www.bpay.com.au)Direct BSB:013-986  
Credit: Account No:012990917

Quote this BSB and account number if you want to transfer funds (including dividends) electronically into your Bell Financial Trust account.

**FACILITY POSITION**

| Account Number | Account Type    | Activation Date | Interest Rate | Unit Balance | Interest Year to Date |
|----------------|-----------------|-----------------|---------------|--------------|-----------------------|
| 129909/1       | At-call Deposit | 21 Feb 2012     | 0.60%         | 16,380.70    | 12.72                 |

**FACILITY TRANSACTIONS**

| Transaction Date | Description                          | Debit | Credit    | Balance   |
|------------------|--------------------------------------|-------|-----------|-----------|
| 01 Dec 2022      | Opening Balance                      |       |           | 999.14    |
| 08 Dec 2022      | Trust to Cash Movement #82332230     |       | 15,375.00 | 16,374.14 |
| 31 Dec 2022      | Capitalised Accrued Interest for EOM |       | 6.56      | 16,380.70 |
| 31 Dec 2022      | Closing Balance                      |       |           | 16,380.70 |

Enquiries: If you require further information regarding your investments with the Bell Financial Trust:

Call: Bell Direct 8am -7pm (AEST) Mon-Fri  
1300 786 199 (Within Australia)  
+61 3 8663 2700 (International)

Email: Bell Direct at [support@belldirect.com.au](mailto:support@belldirect.com.au)

---

Complaints Resolution: The Responsible Entity has established procedures for dealing with complaints. If an investor has a complaint, please contact either the Responsible Entity or the Administrator during business hours.

The Responsible Entity can be contacted at:  
Address: The Trust Company (RE Services) Pty Ltd  
Level 18  
123 Pitt Street  
Sydney NSW 2001  
Phone: 02 9229 9000

The administrator can be contacted at:  
Address: Bell Potter Capital Ltd  
GPO Box 4718  
Melbourne VIC 3001  
Phone: 1800 061 327

If you are not satisfied with the outcome, the complaint can be referred to Australian Financial Complaints Authority (AFCA), which is an external complaints resolution scheme. AFCA can be contacted on 1800 931 678. More information is at [www.afca.org.au](http://www.afca.org.au).

---

Important Information: Please check this statement carefully and retain it for your records. If you find any discrepancies please report them promptly to Bell Direct on 1300 786 199.

The interest amount shown on this statement is after any broker commission payments that you have directed Bell Potter Capital to pay to your broker.

The Trust Company (RE Services) Ltd (ABN 45 003 278 831), Bell Potter Capital Ltd (ABN 54 085 797 735), Third Party Platform Pty Ltd (ABN 74 121 227 905) and each of their respective directors, officers and agents believe that the information contained in this document is correct and that any estimates, opinions, conclusions, or recommendations contained in this document are reasonably held or made at the time of compilation. However, no warranty is made as to the accuracy or reliability of any estimates, opinions, conclusions, recommendations (which may change without notice) or other information contained in this document and to the maximum extent permitted by law, The Trust Company (RE Services) Ltd, Bell Potter Capital Ltd and Third Party Platform Pty Ltd disclaim all liability and responsibility for any direct or indirect loss or damage which may be suffered by any recipient through relying on anything contained in or omitted from this document.

**BELL FINANCIAL TRUST  
TRANSACTION  
STATEMENT**Statement Date:  
01 Jan 2023 - 31 Jan 2023Mr Richard David Beardshall & Ms Jennife  
<BCF SF A/C>  
36 COCKATOO RIDGE  
ABERGLASSLYN NSW 2320**FACILITY SUMMARY**

|                             |              |
|-----------------------------|--------------|
| FACILITY NUMBER             | 129909       |
| Opening At-call Investments | \$ 16,380.70 |
| Withdrawals                 | \$ 28,270.00 |
| Deposits                    | \$ 29,760.59 |
| Closing At-call Investments | \$ 17,871.29 |

**TOTAL FEES AND COSTS YOU PAID**

\$0

This approximate amount includes all the fees and costs that affected your investment during the period.

Biller Code: 253104  
Ref: 00012990917

Telephone &amp; Internet Banking - BPAY

Call your bank, credit union or building society to make a payment from your cheque or savings account to your Bell Financial Trust account. More info: [www.bpay.com.au](http://www.bpay.com.au)Direct BSB:013-986  
Credit: Account No:012990917

Quote this BSB and account number if you want to transfer funds (including dividends) electronically into your Bell Financial Trust account.

**FACILITY POSITION**

| Account Number | Account Type    | Activation Date | Interest Rate | Unit Balance | Interest Year to Date |
|----------------|-----------------|-----------------|---------------|--------------|-----------------------|
| 129909/1       | At-call Deposit | 21 Feb 2012     | 0.60%         | 17,871.29    | 23.31                 |

**FACILITY TRANSACTIONS**

| Transaction Date | Description                          | Debit     | Credit    | Balance   |
|------------------|--------------------------------------|-----------|-----------|-----------|
| 01 Jan 2023      | Opening Balance                      |           |           | 16,380.70 |
| 03 Jan 2023      | Trust to Cash Movement #83328175     |           | 13,575.00 | 29,955.70 |
| 05 Jan 2023      | Transfer of Funds - Cash to Trust    | 12,490.00 |           | 17,465.70 |
| 11 Jan 2023      | Trust to Cash Movement #83543826     |           | 16,175.00 | 33,640.70 |
| 13 Jan 2023      | Transfer of Funds - Cash to Trust    | 8,625.00  |           | 25,015.70 |
| 19 Jan 2023      | Transfer of Funds - Cash to Trust    | 7,155.00  |           | 17,860.70 |
| 31 Jan 2023      | Capitalised Accrued Interest for EOM |           | 10.59     | 17,871.29 |
| 31 Jan 2023      | Closing Balance                      |           |           | 17,871.29 |

Enquiries: If you require further information regarding your investments with the Bell Financial Trust:

Call: Bell Direct 8am -7pm (AEST) Mon-Fri  
1300 786 199 (Within Australia)  
+61 3 8663 2700 (International)

Email: Bell Direct at [support@belldirect.com.au](mailto:support@belldirect.com.au)

---

Complaints Resolution: The Responsible Entity has established procedures for dealing with complaints. If an investor has a complaint, please contact either the Responsible Entity or the Administrator during business hours.

The Responsible Entity can be contacted at:

Address: The Trust Company (RE Services) Pty Ltd  
Level 18  
123 Pitt Street  
Sydney NSW 2001  
Phone: 02 9229 9000

The administrator can be contacted at:

Address: Bell Potter Capital Ltd  
GPO Box 4718  
Melbourne VIC 3001  
Phone: 1800 061 327

If you are not satisfied with the outcome, the complaint can be referred to Australian Financial Complaints Authority (AFCA), which is an external complaints resolution scheme. AFCA can be contacted on 1800 931 678. More information is at [www.afca.org.au](http://www.afca.org.au).

---

Important Information: Please check this statement carefully and retain it for your records. If you find any discrepancies please report them promptly to Bell Direct on 1300 786 199.

The interest amount shown on this statement is after any broker commission payments that you have directed Bell Potter Capital to pay to your broker.

The Trust Company (RE Services) Ltd (ABN 45 003 278 831), Bell Potter Capital Ltd (ABN 54 085 797 735), Third Party Platform Pty Ltd (ABN 74 121 227 905) and each of their respective directors, officers and agents believe that the information contained in this document is correct and that any estimates, opinions, conclusions, or recommendations contained in this document are reasonably held or made at the time of compilation. However, no warranty is made as to the accuracy or reliability of any estimates, opinions, conclusions, recommendations (which may change without notice) or other information contained in this document and to the maximum extent permitted by law, The Trust Company (RE Services) Ltd, Bell Potter Capital Ltd and Third Party Platform Pty Ltd disclaim all liability and responsibility for any direct or indirect loss or damage which may be suffered by any recipient through relying on anything contained in or omitted from this document.

**BELL FINANCIAL TRUST  
TRANSACTION  
STATEMENT**Statement Date:  
01 Feb 2023 - 28 Feb 2023Mr Richard David Beardshall & Ms Jennife  
<BCF SF A/C>  
36 COCKATOO RIDGE  
ABERGLASSLYN NSW 2320**FACILITY SUMMARY**

|                             |              |
|-----------------------------|--------------|
| FACILITY NUMBER             | 129909       |
| Opening At-call Investments | \$ 17,871.29 |
| Withdrawals                 | \$ 16,212.90 |
| Deposits                    | \$ 16,271.50 |
| Closing At-call Investments | \$ 17,929.89 |

**TOTAL FEES AND COSTS YOU PAID**

\$0

This approximate amount includes all the fees and costs that affected your investment during the period.

Biller Code: 253104  
Ref: 00012990917

Telephone &amp; Internet Banking - BPAY

Call your bank, credit union or building society to make a payment from your cheque or savings account to your Bell Financial Trust account. More info: [www.bpay.com.au](http://www.bpay.com.au)Direct BSB:013-986  
Credit: Account No:012990917

Quote this BSB and account number if you want to transfer funds (including dividends) electronically into your Bell Financial Trust account.

**FACILITY POSITION**

| Account Number | Account Type    | Activation Date | Interest Rate | Unit Balance | Interest Year to Date |
|----------------|-----------------|-----------------|---------------|--------------|-----------------------|
| 129909/1       | At-call Deposit | 21 Feb 2012     | 0.75%         | 17,929.89    | 30.81                 |

**FACILITY TRANSACTIONS**

| Transaction Date | Description                          | Debit    | Credit    | Balance   |
|------------------|--------------------------------------|----------|-----------|-----------|
| 01 Feb 2023      | Opening Balance                      |          |           | 17,871.29 |
| 06 Feb 2023      | Transfer of Funds - Cash to Trust    | 4,732.90 |           | 13,138.39 |
| 15 Feb 2023      | Transfer of Funds - Cash to Trust    | 5,915.00 |           | 7,223.39  |
| 20 Feb 2023      | Trust to Cash Movement #85513989     |          | 12,170.00 | 19,393.39 |
| 22 Feb 2023      | Transfer of Funds - Cash to Trust    | 5,565.00 |           | 13,828.39 |
| 24 Feb 2023      | Trust to Cash Movement #85832066     |          | 269.20    | 14,097.59 |
| 27 Feb 2023      | Trust to Cash Movement #85909565     |          | 3,824.80  | 17,922.39 |
| 28 Feb 2023      | Capitalised Accrued Interest for EOM |          | 7.50      | 17,929.89 |

**BELL FINANCIAL TRUST  
TRANSACTION  
STATEMENT**Statement Date:  
01 Feb 2023 - 28 Feb 2023**CASH ACCOUNT TRANSACTIONS**

| Transaction Date | Description     | Debit | Credit | Balance   |
|------------------|-----------------|-------|--------|-----------|
| 28 Feb 2023      | Closing Balance |       |        | 17,929.89 |

Enquiries: If you require further information regarding your investments with the Bell Financial Trust:

Call: Bell Direct 8am -7pm (AEST) Mon-Fri  
1300 786 199 (Within Australia)  
+61 3 8663 2700 (International)

Email: Bell Direct at [support@belldirect.com.au](mailto:support@belldirect.com.au)

---

Complaints Resolution: The Responsible Entity has established procedures for dealing with complaints. If an investor has a complaint, please contact either the Responsible Entity or the Administrator during business hours.

The Responsible Entity can be contacted at:

Address: The Trust Company (RE Services) Pty Ltd  
Level 18  
123 Pitt Street  
Sydney NSW 2001  
Phone: 02 9229 9000

The administrator can be contacted at:

Address: Bell Potter Capital Ltd  
GPO Box 4718  
Melbourne VIC 3001  
Phone: 1800 061 327

If you are not satisfied with the outcome, the complaint can be referred to Australian Financial Complaints Authority (AFCA), which is an external complaints resolution scheme. AFCA can be contacted on 1800 931 678. More information is at [www.afca.org.au](http://www.afca.org.au).

---

Important Information: Please check this statement carefully and retain it for your records. If you find any discrepancies please report them promptly to Bell Direct on 1300 786 199.

The interest amount shown on this statement is after any broker commission payments that you have directed Bell Potter Capital to pay to your broker.

The Trust Company (RE Services) Ltd (ABN 45 003 278 831), Bell Potter Capital Ltd (ABN 54 085 797 735), Third Party Platform Pty Ltd (ABN 74 121 227 905) and each of their respective directors, officers and agents believe that the information contained in this document is correct and that any estimates, opinions, conclusions, or recommendations contained in this document are reasonably held or made at the time of compilation. However, no warranty is made as to the accuracy or reliability of any estimates, opinions, conclusions, recommendations (which may change without notice) or other information contained in this document and to the maximum extent permitted by law, The Trust Company (RE Services) Ltd, Bell Potter Capital Ltd and Third Party Platform Pty Ltd disclaim all liability and responsibility for any direct or indirect loss or damage which may be suffered by any recipient through relying on anything contained in or omitted from this document.

**BELL FINANCIAL TRUST  
TRANSACTION  
STATEMENT**Statement Date:  
01 Mar 2023 - 31 Mar 2023Mr Richard David Beardshall & Ms Jennife  
<BCF SF A/C>  
36 COCKATOO RIDGE  
ABERGLASSLYN NSW 2320**FACILITY SUMMARY**

|                             |              |
|-----------------------------|--------------|
| FACILITY NUMBER             | 129909       |
| Opening At-call Investments | \$ 17,929.89 |
| Withdrawals                 | \$ 8,250.00  |
| Deposits                    | \$ 6,805.17  |
| Closing At-call Investments | \$ 16,485.06 |

**TOTAL FEES AND COSTS YOU PAID**

\$0

This approximate amount includes all the fees and costs that affected your investment during the period.

Biller Code: 253104  
Ref: 00012990917

Telephone &amp; Internet Banking - BPAY

Call your bank, credit union or building society to make a payment from your cheque or savings account to your Bell Financial Trust account. More info: [www.bpay.com.au](http://www.bpay.com.au)Direct BSB:013-986  
Credit: Account No:012990917

Quote this BSB and account number if you want to transfer funds (including dividends) electronically into your Bell Financial Trust account.

**FACILITY POSITION**

| Account Number | Account Type    | Activation Date | Interest Rate | Unit Balance | Interest Year to Date |
|----------------|-----------------|-----------------|---------------|--------------|-----------------------|
| 129909/1       | At-call Deposit | 21 Feb 2012     | 0.90%         | 16,485.06    | 40.98                 |

**FACILITY TRANSACTIONS**

| Transaction Date | Description                          | Debit    | Credit   | Balance   |
|------------------|--------------------------------------|----------|----------|-----------|
| 01 Mar 2023      | Opening Balance                      |          |          | 17,929.89 |
| 01 Mar 2023      | Transfer of Funds - Bell Direct Fee  | 10.00    |          | 17,919.89 |
| 13 Mar 2023      | Direct Credit received TPP           |          | 10.00    | 17,929.89 |
| 14 Mar 2023      | Transfer of Funds - Cash to Trust    | 6,015.00 |          | 11,914.89 |
| 23 Mar 2023      | Transfer of Funds - Cash to Trust    | 2,225.00 |          | 9,689.89  |
| 31 Mar 2023      | Trust to Cash Movement #87697655     |          | 6,785.00 | 16,474.89 |
| 31 Mar 2023      | Capitalised Accrued Interest for EOM |          | 10.17    | 16,485.06 |
| 31 Mar 2023      | Closing Balance                      |          |          | 16,485.06 |



Enquiries: If you require further information regarding your investments with the Bell Financial Trust:

Call: Bell Direct 8am -7pm (AEST) Mon-Fri  
1300 786 199 (Within Australia)  
+61 3 8663 2700 (International)

Email: Bell Direct at [support@belldirect.com.au](mailto:support@belldirect.com.au)

---

Complaints Resolution: The Responsible Entity has established procedures for dealing with complaints. If an investor has a complaint, please contact either the Responsible Entity or the Administrator during business hours.

The Responsible Entity can be contacted at:

Address: The Trust Company (RE Services) Pty Ltd  
Level 18  
123 Pitt Street  
Sydney NSW 2001  
Phone: 02 9229 9000

The administrator can be contacted at:

Address: Bell Potter Capital Ltd  
GPO Box 4718  
Melbourne VIC 3001  
Phone: 1800 061 327

If you are not satisfied with the outcome, the complaint can be referred to Australian Financial Complaints Authority (AFCA), which is an external complaints resolution scheme. AFCA can be contacted on 1800 931 678. More information is at [www.afca.org.au](http://www.afca.org.au).

---

Important Information: Please check this statement carefully and retain it for your records. If you find any discrepancies please report them promptly to Bell Direct on 1300 786 199.

The interest amount shown on this statement is after any broker commission payments that you have directed Bell Potter Capital to pay to your broker.

The Trust Company (RE Services) Ltd (ABN 45 003 278 831), Bell Potter Capital Ltd (ABN 54 085 797 735), Third Party Platform Pty Ltd (ABN 74 121 227 905) and each of their respective directors, officers and agents believe that the information contained in this document is correct and that any estimates, opinions, conclusions, or recommendations contained in this document are reasonably held or made at the time of compilation. However, no warranty is made as to the accuracy or reliability of any estimates, opinions, conclusions, recommendations (which may change without notice) or other information contained in this document and to the maximum extent permitted by law, The Trust Company (RE Services) Ltd, Bell Potter Capital Ltd and Third Party Platform Pty Ltd disclaim all liability and responsibility for any direct or indirect loss or damage which may be suffered by any recipient through relying on anything contained in or omitted from this document.

**BELL FINANCIAL TRUST  
TRANSACTION  
STATEMENT**Statement Date:  
01 Apr 2023 - 30 Apr 2023Mr Richard David Beardshall & Ms Jennife  
<BCF SF A/C>  
36 COCKATOO RIDGE  
ABERGLASSLYN NSW 2320**FACILITY SUMMARY**

|                             |              |
|-----------------------------|--------------|
| FACILITY NUMBER             | 129909       |
| Opening At-call Investments | \$ 16,485.06 |
| Withdrawals                 | \$ 11,330.00 |
| Deposits                    | \$ 7,006.22  |
| Closing At-call Investments | \$ 12,161.28 |

**TOTAL FEES AND COSTS YOU PAID**

\$0

This approximate amount includes all the fees and costs that affected your investment during the period.

Biller Code: 253104  
Ref: 00012990917

Telephone &amp; Internet Banking - BPAY

Call your bank, credit union or building society to make a payment from your cheque or savings account to your Bell Financial Trust account. More info: [www.bpay.com.au](http://www.bpay.com.au)Direct BSB:013-986  
Credit: Account No:012990917

Quote this BSB and account number if you want to transfer funds (including dividends) electronically into your Bell Financial Trust account.

**FACILITY POSITION**

| Account Number | Account Type    | Activation Date | Interest Rate | Unit Balance | Interest Year to Date |
|----------------|-----------------|-----------------|---------------|--------------|-----------------------|
| 129909/1       | At-call Deposit | 21 Feb 2012     | 0.90%         | 12,161.28    | 47.20                 |

**FACILITY TRANSACTIONS**

| Transaction Date | Description                          | Debit    | Credit   | Balance   |
|------------------|--------------------------------------|----------|----------|-----------|
| 01 Apr 2023      | Opening Balance                      |          |          | 16,485.06 |
| 03 Apr 2023      | Transfer of Funds - Cash to Trust    | 1,099.68 |          | 15,385.38 |
| 04 Apr 2023      | Transfer of Funds - Cash to Trust    | 4,315.32 |          | 11,070.06 |
| 06 Apr 2023      | Transfer of Funds - Cash to Trust    | 5,915.00 |          | 5,155.06  |
| 12 Apr 2023      | Trust to Cash Movement #88169298     |          | 870.00   | 6,025.06  |
| 21 Apr 2023      | Trust to Cash Movement #88599352     |          | 868.24   | 6,893.30  |
| 26 Apr 2023      | Trust to Cash Movement #88756821     |          | 5,261.76 | 12,155.06 |
| 30 Apr 2023      | Capitalised Accrued Interest for EOM |          | 6.22     | 12,161.28 |

**BELL FINANCIAL TRUST  
TRANSACTION  
STATEMENT**Statement Date:  
01 Apr 2023 - 30 Apr 2023**CASH ACCOUNT TRANSACTIONS**

| Transaction Date | Description     | Debit | Credit | Balance   |
|------------------|-----------------|-------|--------|-----------|
| 30 Apr 2023      | Closing Balance |       |        | 12,161.28 |

Enquiries: If you require further information regarding your investments with the Bell Financial Trust:

Call: Bell Direct 8am -7pm (AEST) Mon-Fri  
1300 786 199 (Within Australia)  
+61 3 8663 2700 (International)

Email: Bell Direct at [support@belldirect.com.au](mailto:support@belldirect.com.au)

---

Complaints Resolution: The Responsible Entity has established procedures for dealing with complaints. If an investor has a complaint, please contact either the Responsible Entity or the Administrator during business hours.

The Responsible Entity can be contacted at:

Address: The Trust Company (RE Services) Pty Ltd  
Level 18  
123 Pitt Street  
Sydney NSW 2001  
Phone: 02 9229 9000

The administrator can be contacted at:

Address: Bell Potter Capital Ltd  
GPO Box 4718  
Melbourne VIC 3001  
Phone: 1800 061 327

If you are not satisfied with the outcome, the complaint can be referred to Australian Financial Complaints Authority (AFCA), which is an external complaints resolution scheme. AFCA can be contacted on 1800 931 678. More information is at [www.afca.org.au](http://www.afca.org.au).

---

Important Information: Please check this statement carefully and retain it for your records. If you find any discrepancies please report them promptly to Bell Direct on 1300 786 199.

The interest amount shown on this statement is after any broker commission payments that you have directed Bell Potter Capital to pay to your broker.

The Trust Company (RE Services) Ltd (ABN 45 003 278 831), Bell Potter Capital Ltd (ABN 54 085 797 735), Third Party Platform Pty Ltd (ABN 74 121 227 905) and each of their respective directors, officers and agents believe that the information contained in this document is correct and that any estimates, opinions, conclusions, or recommendations contained in this document are reasonably held or made at the time of compilation. However, no warranty is made as to the accuracy or reliability of any estimates, opinions, conclusions, recommendations (which may change without notice) or other information contained in this document and to the maximum extent permitted by law, The Trust Company (RE Services) Ltd, Bell Potter Capital Ltd and Third Party Platform Pty Ltd disclaim all liability and responsibility for any direct or indirect loss or damage which may be suffered by any recipient through relying on anything contained in or omitted from this document.

**BELL FINANCIAL TRUST  
TRANSACTION  
STATEMENT**Statement Date:  
01 May 2023 - 31 May 2023Mr Richard David Beardshall & Ms Jennife  
<BCF SF A/C>  
36 COCKATOO RIDGE  
ABERGLASSLYN NSW 2320**FACILITY SUMMARY**

|                             |              |
|-----------------------------|--------------|
| FACILITY NUMBER             | 129909       |
| Opening At-call Investments | \$ 12,161.28 |
| Withdrawals                 | \$ 44,667.47 |
| Deposits                    | \$ 52,181.65 |
| Closing At-call Investments | \$ 19,675.46 |

**TOTAL FEES AND COSTS YOU PAID**

\$0

This approximate amount includes all the fees and costs that affected your investment during the period.

Billers Code: 253104  
Ref: 00012990917

Telephone &amp; Internet Banking - BPAY

Call your bank, credit union or building society to make a payment from your cheque or savings account to your Bell Financial Trust account. More info: [www.bpay.com.au](http://www.bpay.com.au)Direct BSB:013-986  
Credit: Account No:012990917

Quote this BSB and account number if you want to transfer funds (including dividends) electronically into your Bell Financial Trust account.

**FACILITY POSITION**

| Account Number | Account Type    | Activation Date | Interest Rate | Unit Balance | Interest Year to Date |
|----------------|-----------------|-----------------|---------------|--------------|-----------------------|
| 129909/1       | At-call Deposit | 21 Feb 2012     | 1.05%         | 19,675.46    | 58.85                 |

**FACILITY TRANSACTIONS**

| Transaction Date | Description                       | Debit     | Credit    | Balance   |
|------------------|-----------------------------------|-----------|-----------|-----------|
| 01 May 2023      | Opening Balance                   |           |           | 12,161.28 |
| 12 May 2023      | Transfer of Funds - Cash to Trust | 2,465.00  |           | 9,696.28  |
| 15 May 2023      | Transfer of Funds - Cash to Trust | 5,815.00  |           | 3,881.28  |
| 17 May 2023      | Trust to Cash Movement #90011150  |           | 1,800.21  | 5,681.49  |
| 18 May 2023      | Trust to Cash Movement #90020279  |           | 4,259.79  | 9,941.28  |
| 22 May 2023      | Direct Credit received RDB        |           | 40,000.00 | 49,941.28 |
| 23 May 2023      | Transfer of Funds - Cash to Trust | 36,387.47 |           | 13,553.81 |
| 29 May 2023      | Trust to Cash Movement #90616530  |           | 6,110.00  | 19,663.81 |

**BELL FINANCIAL TRUST  
TRANSACTION  
STATEMENT**Statement Date:  
01 May 2023 - 31 May 2023**CASH ACCOUNT TRANSACTIONS**

| Transaction Date | Description                          | Debit | Credit | Balance   |
|------------------|--------------------------------------|-------|--------|-----------|
| 31 May 2023      | Capitalised Accrued Interest for EOM |       | 11.65  | 19,675.46 |
| 31 May 2023      | Closing Balance                      |       |        | 19,675.46 |

Enquiries: If you require further information regarding your investments with the Bell Financial Trust:

Call: Bell Direct 8am -7pm (AEST) Mon-Fri  
1300 786 199 (Within Australia)  
+61 3 8663 2700 (International)

Email: Bell Direct at [support@belldirect.com.au](mailto:support@belldirect.com.au)

---

Complaints Resolution: The Responsible Entity has established procedures for dealing with complaints. If an investor has a complaint, please contact either the Responsible Entity or the Administrator during business hours.

The Responsible Entity can be contacted at:

Address: The Trust Company (RE Services) Pty Ltd  
Level 18  
123 Pitt Street  
Sydney NSW 2001  
Phone: 02 9229 9000

The administrator can be contacted at:

Address: Bell Potter Capital Ltd  
GPO Box 4718  
Melbourne VIC 3001  
Phone: 1800 061 327

If you are not satisfied with the outcome, the complaint can be referred to Australian Financial Complaints Authority (AFCA), which is an external complaints resolution scheme. AFCA can be contacted on 1800 931 678. More information is at [www.afca.org.au](http://www.afca.org.au).

---

Important Information: Please check this statement carefully and retain it for your records. If you find any discrepancies please report them promptly to Bell Direct on 1300 786 199.

The interest amount shown on this statement is after any broker commission payments that you have directed Bell Potter Capital to pay to your broker.

The Trust Company (RE Services) Ltd (ABN 45 003 278 831), Bell Potter Capital Ltd (ABN 54 085 797 735), Third Party Platform Pty Ltd (ABN 74 121 227 905) and each of their respective directors, officers and agents believe that the information contained in this document is correct and that any estimates, opinions, conclusions, or recommendations contained in this document are reasonably held or made at the time of compilation. However, no warranty is made as to the accuracy or reliability of any estimates, opinions, conclusions, recommendations (which may change without notice) or other information contained in this document and to the maximum extent permitted by law, The Trust Company (RE Services) Ltd, Bell Potter Capital Ltd and Third Party Platform Pty Ltd disclaim all liability and responsibility for any direct or indirect loss or damage which may be suffered by any recipient through relying on anything contained in or omitted from this document.

**BELL FINANCIAL TRUST  
TRANSACTION  
STATEMENT**Statement Date:  
01 Jun 2023 - 30 Jun 2023Mr Richard David Beardshall & Ms Jennife  
<BCF SF A/C>  
36 COCKATOO RIDGE  
ABERGLASSLYN NSW 2320**FACILITY SUMMARY**

|                             |              |
|-----------------------------|--------------|
| FACILITY NUMBER             | 129909       |
| Opening At-call Investments | \$ 19,675.46 |
| Withdrawals                 | \$ 23,708.00 |
| Deposits                    | \$ 6,361.18  |
| Closing At-call Investments | \$ 2,328.64  |

**TOTAL FEES AND COSTS YOU PAID**

\$0

This approximate amount includes all the fees and costs that affected your investment during the period.

Bill Code: 253104  
Ref: 00012990917

Telephone &amp; Internet Banking - BPAY

Call your bank, credit union or building society to make a payment from your cheque or savings account to your Bell Financial Trust account. More info: [www.bpay.com.au](http://www.bpay.com.au)Direct BSB:013-986  
Credit: Account No:012990917

Quote this BSB and account number if you want to transfer funds (including dividends) electronically into your Bell Financial Trust account.

**FACILITY POSITION**

| Account Number | Account Type    | Activation Date | Interest Rate | Unit Balance | Interest Year to Date |
|----------------|-----------------|-----------------|---------------|--------------|-----------------------|
| 129909/1       | At-call Deposit | 21 Feb 2012     | 1.20%         | 2,328.64     | 66.31                 |

**FACILITY TRANSACTIONS**

| Transaction Date | Description                          | Debit    | Credit   | Balance   |
|------------------|--------------------------------------|----------|----------|-----------|
| 01 Jun 2023      | Opening Balance                      |          |          | 19,675.46 |
| 08 Jun 2023      | Transfer of Funds - Cash to Trust    | 5,915.00 |          | 13,760.46 |
| 09 Jun 2023      | Transfer of Funds - Cash to Trust    | 7,055.00 |          | 6,705.46  |
| 14 Jun 2023      | Transfer of Funds - Cash to Trust    | 5,865.00 |          | 840.46    |
| 20 Jun 2023      | Trust to Cash Movement #91868435     |          | 1,340.00 | 2,180.46  |
| 22 Jun 2023      | Trust to Cash Movement #92123507     |          | 5,013.72 | 7,194.18  |
| 27 Jun 2023      | Transfer of Funds - Cash to Trust    | 4,873.00 |          | 2,321.18  |
| 30 Jun 2023      | Capitalised Accrued Interest for EOM |          | 7.46     | 2,328.64  |



**BELL FINANCIAL TRUST  
TRANSACTION  
STATEMENT**Statement Date:  
01 Jun 2023 - 30 Jun 2023**CASH ACCOUNT TRANSACTIONS**

| Transaction Date | Description     | Debit | Credit | Balance  |
|------------------|-----------------|-------|--------|----------|
| 30 Jun 2023      | Closing Balance |       |        | 2,328.64 |

Enquiries: If you require further information regarding your investments with the Bell Financial Trust:

Call: Bell Direct 8am -7pm (AEST) Mon-Fri  
1300 786 199 (Within Australia)  
+61 3 8663 2700 (International)

Email: Bell Direct at [support@belldirect.com.au](mailto:support@belldirect.com.au)

---

Complaints Resolution: The Responsible Entity has established procedures for dealing with complaints. If an investor has a complaint, please contact either the Responsible Entity or the Administrator during business hours.

The Responsible Entity can be contacted at:

Address: The Trust Company (RE Services) Pty Ltd  
Level 18  
123 Pitt Street  
Sydney NSW 2001  
Phone: 02 9229 9000

The administrator can be contacted at:

Address: Bell Potter Capital Ltd  
GPO Box 4718  
Melbourne VIC 3001  
Phone: 1800 061 327

If you are not satisfied with the outcome, the complaint can be referred to Australian Financial Complaints Authority (AFCA), which is an external complaints resolution scheme. AFCA can be contacted on 1800 931 678. More information is at [www.afca.org.au](http://www.afca.org.au).

---

Important Information: Please check this statement carefully and retain it for your records. If you find any discrepancies please report them promptly to Bell Direct on 1300 786 199.

The interest amount shown on this statement is after any broker commission payments that you have directed Bell Potter Capital to pay to your broker.

The Trust Company (RE Services) Ltd (ABN 45 003 278 831), Bell Potter Capital Ltd (ABN 54 085 797 735), Third Party Platform Pty Ltd (ABN 74 121 227 905) and each of their respective directors, officers and agents believe that the information contained in this document is correct and that any estimates, opinions, conclusions, or recommendations contained in this document are reasonably held or made at the time of compilation. However, no warranty is made as to the accuracy or reliability of any estimates, opinions, conclusions, recommendations (which may change without notice) or other information contained in this document and to the maximum extent permitted by law, The Trust Company (RE Services) Ltd, Bell Potter Capital Ltd and Third Party Platform Pty Ltd disclaim all liability and responsibility for any direct or indirect loss or damage which may be suffered by any recipient through relying on anything contained in or omitted from this document.



**NAB Cash Manager**  
For further information call the  
Business Servicing Team on 13 10 12



017/011958



BCF SUPER FUND  
2 ROWAN CRES  
MEREWETHER NSW 2291

**Account Balance Summary**

|                        |                    |           |
|------------------------|--------------------|-----------|
| Opening balance        | \$654.82           | Cr        |
| Total credits          | \$13,236.47        |           |
| Total debits           | \$0.00             |           |
| <b>Closing balance</b> | <b>\$13,891.29</b> | <b>Cr</b> |

**Statement starts 1 July 2022**  
**Statement ends 30 September 2022**

**Outlet Details**

NAB Cash Manager  
Level 30, 395 Bourke St  
Melbourne VIC 3000

**Account Details**

BCF SUPER FUND  
NAB CASH MANAGER  
BSB number 083-088  
Account number 12-476-1581

**Transaction Details**

| Date        | Particulars   | Debits | Credits  | Balance      |
|-------------|---|--------|----------|--------------|
| 1 Jul 2022  | Brought forward   |        |          | 654.82 Cr    |
| 1 Jul 2022  | *****   |        |          |              |
|             | The Following Information Concerning This Account Is<br>Provided To Assist In Preparing Your 2021/22 Tax Return |        |          |              |
|             | Credit Interest Paid - 2021/22 Financial Year   | 46.69  |          |              |
|             | Resident Withholding Tax - 2021/22 Financial Year   | 0.00   |          |              |
|             | If You Have Any Queries, Please Call The Account Enquiries<br>Number On The Top Of This Statement.              |        |          |              |
|             | *****   |        |          |              |
|             | Online V6958772144 q1 super rdb   |        |          |              |
|             | Helix.....  |        | 6,875.00 | 7,529.82 Cr  |
| 15 Jul 2022 | Please Note From Today Your Dr Interest Rate Is 7.720%  |        |          | 7,529.82 Cr  |
|             | Please Note Your Current Credit Interest Rate Is 0.600% pa.   |        |          | 7,529.82 Cr  |
| 18 Jul 2022 | 001279361553 Bboz Dst   |        |          |              |
|             | 513275.....   |        | 389.73   | 7,919.55 Cr  |
| 21 Jul 2022 | 001279723120 For Dst  |        |          |              |
|             | 489549.....   |        | 1,012.50 | 8,932.05 Cr  |
| 29 Jul 2022 | Interest.....   |        | 2.22     | 8,934.27 Cr  |
| 12 Aug 2022 | Please Note From Today Your Dr Interest Rate Is 8.220%  |        |          | 8,934.27 Cr  |
| 19 Aug 2022 | Please Note Your Current Credit Interest Rate Is 1.600% pa.   |        |          | 8,934.27 Cr  |
| 31 Aug 2022 | Interest.....   |        | 9.32     | 8,943.59 Cr  |
| 16 Sep 2022 | Please Note From Today Your Dr Interest Rate Is 8.720%  |        |          |              |
|             | 001283813665 Bti Spc 16/09  |        |          |              |
|             | 535918.....   |        | 2,960.00 | 11,903.59 Cr |
| 20 Sep 2022 | Please Note Your Current Credit Interest Rate Is 2.100% pa.   |        |          | 11,903.59 Cr |
| 30 Sep 2022 | 001284895925 Wqg Div  |        |          |              |
|             | 535917.....   |        | 960.00   |              |
|             | 001284767782 Lsf Fnl Div  |        |          |              |
|             | 609879.....   |        | 1,012.50 |              |
|             | Interest.....   |        | 15.20    | 13,891.29 Cr |

273/7205/M011958/S019157/0038313

## Summary of Government Charges

|                              | From 1 July<br>to date | Last year<br>to 30 June |
|------------------------------|------------------------|-------------------------|
| <b>Government</b>            |                        |                         |
| Withholding tax              | \$0.00                 | \$0.00                  |
| Bank Account Debit (BAD) tax | \$0.00                 | \$0.00                  |

Bank Accounts Debits (BAD) Tax or State Debits Duty has been abolished for all states & territories effective 1/7/2005. Any amount shown on this statement applies to debits processed on or before 30/06/2005.

For further information on any applicable rebates, fees or government charges, please refer to the NAB's "A Guide to Fees & Charges" booklet. Please retain this statement for taxation purposes

## Explanatory Notes

*Please check all entries and report any apparent error or possible unauthorised transaction immediately.*

*We may subsequently adjust debits and credits, which may result in a change to your account balance to accurately reflect the obligations between us.*

*For information on resolving problems or disputes, contact us on 1800 152 015, or ask at any NAB branch.*



## NAB Cash Manager

For further information call the  
Business Servicing Team on 13 10 12

017/007786



BCF SUPER FUND  
36 COCKATOO RDGE  
ABERGLASSLYN NSW 2320

### Account Balance Summary

|                        |                    |           |
|------------------------|--------------------|-----------|
| Opening balance        | \$13,891.29        | Cr        |
| Total credits          | \$45,444.12        |           |
| Total debits           | \$10,000.00        |           |
| <b>Closing balance</b> | <b>\$49,335.41</b> | <b>Cr</b> |

**Statement starts 1 October 2022**  
**Statement ends 30 December 2022**

### Outlet Details

NAB Cash Manager  
Level 30, 395 Bourke St  
Melbourne VIC 3000

### Account Details

BCF SUPER FUND  
NAB CASH MANAGER  
BSB number 083-088  
Account number 12-476-1581

### Transaction Details

| Date        | Particulars   | Debits    | Credits   | Balance      |
|-------------|---|-----------|-----------|--------------|
| 1 Oct 2022  | Brought forward   |           |           | 13,891.29 Cr |
| 5 Oct 2022  | Online V1734037378 rdb super q2 Helix.....                  |           | 6,875.00  | 20,766.29 Cr |
| 14 Oct 2022 | Please Note From Today Your Dr Interest Rate Is 8.970%      |           |           | 20,766.29 Cr |
| 21 Oct 2022 | Please Note Your Current Credit Interest Rate Is 2.350% pa. |           |           | 20,766.29 Cr |
| 31 Oct 2022 | Interest.....   |           | 36.48     | 20,802.77 Cr |
| 1 Nov 2022  | Mr Jack Henry Beards.....                                   |           | 2,000.00  | 22,802.77 Cr |
| 4 Nov 2022  | S00037294781 Magellan Flagshp 444594.....                   |           | 318.56    | 23,121.33 Cr |
| 10 Nov 2022 | Swyftx Ct.bglji Ct.bglji AUD Payout.....                    |           | 36,000.00 | 59,121.33 Cr |
| 11 Nov 2022 | Please Note From Today Your Dr Interest Rate Is 9.220%      |           |           | 59,121.33 Cr |
|             | Please Note Your Current Credit Interest Rate Is 2.600% pa. |           |           | 59,121.33 Cr |
| 30 Nov 2022 | Interest.....   |           | 98.49     | 59,219.82 Cr |
| 8 Dec 2022  | Internet Bpay Regal Invest Fund 4319100000197042.....       | 10,000.00 |           | 49,219.82 Cr |
| 16 Dec 2022 | Please Note From Today Your Dr Interest Rate Is 9.470%      |           |           | 49,219.82 Cr |
|             | Please Note Your Current Credit Interest Rate Is 2.850% pa. |           |           | 49,219.82 Cr |
| 30 Dec 2022 | Interest.....   |           | 115.59    | 49,335.41 Cr |

### Summary of Government Charges

| Government                   | From 1 July to date | Last year to 30 June |
|------------------------------|---------------------|----------------------|
| Withholding tax              | \$0.00              | \$0.00               |
| Bank Account Debit (BAD) tax | \$0.00              | \$0.00               |

Bank Accounts Debits (BAD) Tax or State Debits Duty has been abolished for all states & territories effective 1/7/2005. Any amount shown on this statement applies to debits processed on or before 30/06/2005.

For further information on any applicable rebates, fees or government charges, please refer to the NAB's "A Guide to Fees & Charges" booklet. Please retain this statement for taxation purposes

### Explanatory Notes

Please check all entries and report any apparent error or possible unauthorised transaction immediately.

We may subsequently adjust debits and credits, which may result in a change to your account balance to accurately reflect the obligations between us.

For information on resolving problems or disputes, contact us on 1800 152 015, or ask at any NAB branch.

364/7206/007786/S013559/0027117





## NAB Cash Manager

For further information call the  
Business Servicing Team on 13 10 12



/009489

BCF SUPER FUND  
36 COCKATOO RDGE  
ABERGLASSLYN NSW 2320

### Account Balance Summary

|                        |                    |           |
|------------------------|--------------------|-----------|
| Opening balance        | \$49,335.41        | Cr        |
| Total credits          | \$15,350.48        |           |
| Total debits           | \$30,000.00        |           |
| <b>Closing balance</b> | <b>\$34,685.89</b> | <b>Cr</b> |

Statement starts 31 December 2022

Statement ends 31 March 2023

### Outlet Details

NAB Cash Manager  
Level 30, 395 Bourke St  
Melbourne VIC 3000

### Account Details

BCF SUPER FUND  
NAB CASH MANAGER  
BSB number 083-088  
Account number 12-476-1581

### Transaction Details

| Date        | Particulars   | Debits    | Credits  | Balance      |
|-------------|---|-----------|----------|--------------|
| 31 Dec 2022 | Brought forward   |           |          | 49,335.41 Cr |
| 9 Jan 2023  | Online T9420551273 rdb super q3<br>Helix.....               |           | 6,875.00 | 56,210.41 Cr |
| 17 Jan 2023 | 001288017911 For Dst<br>489549.....                         |           | 300.00   | 56,510.41 Cr |
| 31 Jan 2023 | 001289187839 RF1 Dst<br>535592.....                         |           | 4,998.30 | 61,644.11 Cr |
| 6 Feb 2023  | Internet Bpay Boardroom PL #86<br>91564724.....             | 30,000.00 |          | 31,644.11 Cr |
| 17 Feb 2023 | Please Note From Today Your Dr Interest Rate Is 9.720%      |           |          | 31,644.11 Cr |
| 28 Feb 2023 | Interest.....   |           | 83.23    | 31,727.34 Cr |
| 2 Mar 2023  | 001289791485 Bti Itm Div<br>535918.....                     |           | 1,575.00 | 33,302.34 Cr |
| 17 Mar 2023 | Please Note From Today Your Dr Interest Rate Is 9.970%      |           |          | 33,302.34 Cr |
|             | Please Note Your Current Credit Interest Rate Is 3.100% pa. |           |          | 33,302.34 Cr |
| 31 Mar 2023 | 001295103355 Wqg Div<br>535917.....                         |           | 1,300.00 | 34,685.89 Cr |
|             | Interest.....   |           | 83.55    | 34,685.89 Cr |

### Summary of Government Charges

| Government                   | From 1 July to date | Last year to 30 June |
|------------------------------|---------------------|----------------------|
| Withholding tax              | \$0.00              | \$0.00               |
| Bank Account Debit (BAD) tax | \$0.00              | \$0.00               |

Bank Accounts Debits (BAD) Tax or State Debits Duty has been abolished for all states & territories effective 1/7/2005. Any amount shown on this statement applies to debits processed on or before 30/06/2005.

For further information on any applicable rebates, fees or government charges, please refer to the NAB's "A Guide to Fees & Charges" booklet. Please retain this statement for taxation purposes

### Explanatory Notes

Please check all entries and report any apparent error or possible unauthorised transaction immediately.

We may subsequently adjust debits and credits, which may result in a change to your account balance to accurately reflect the obligations between us.

For information on resolving problems or disputes, contact us on 1800 152 015, or ask at any NAB branch.

080891063416 / E-9489 S-18896 F-37991







### NAB Cash Manager

For further information call the  
Business Servicing Team on 13 10 12



/004700  
BCF SUPER FUND  
36 COCKATOO RDGE  
ABERGLASSLYN NSW 2320

### Account Balance Summary

|                        |                      |
|------------------------|----------------------|
| Opening balance        | \$34,685.89 Cr       |
| Total credits          | \$20,268.66          |
| Total debits           | \$48,776.93          |
| <b>Closing balance</b> | <b>\$6,177.62 Cr</b> |

**Statement starts 1 April 2023**  
**Statement ends 30 June 2023**

### Outlet Details

NAB Cash Manager  
Level 30, 395 Bourke St  
Melbourne VIC 3000

### Account Details

BCF SUPER FUND  
NAB CASH MANAGER  
BSB number 083-088  
Account number 12-476-1581

### Transaction Details

| Date        | Particulars  | Debits    | Credits  | Balance      |
|-------------|--|-----------|----------|--------------|
| 1 Apr 2023  | Brought forward  |           |          | 34,685.89 Cr |
| 3 Apr 2023  | Online B6056175202 rdb super q4<br>Helix.....  |           | 6,875.00 | 41,560.89 Cr |
| 4 Apr 2023  | 001295045514 Lsf Itm Div<br>609879.....  |           | 1,500.00 | 43,060.89 Cr |
| 13 Apr 2023 | S00037294781 Hearts and Minds<br>255730.....   |           | 5,737.50 | 48,798.39 Cr |
| 28 Apr 2023 | Interest.....  |           | 107.44   | 48,905.83 Cr |
| 4 May 2023  | PC280423-193272642 Superchoice P/L<br>481471.....  |           | 198.85   | 49,104.68 Cr |
| 5 May 2023  | S00037294781 Tgfdiv<br>255730.....   |           | 5,000.00 | 54,104.68 Cr |
| 12 May 2023 | Please Note From Today Your Dr Interest Rate Is 10.220%<br>Please Note Your Current Credit Interest Rate Is 3.350% pa.<br>S00037294781 Magellan Flagshp<br>444594..... |           | 225.00   | 54,329.68 Cr |
| 19 May 2023 | Internet Transfer Bcf Bell Direct.....   | 40,000.00 |          | 14,329.68 Cr |
| 31 May 2023 | Interest.....  |           | 111.94   | 14,441.62 Cr |
| 5 Jun 2023  | Internet Transfer 137430 1 Bcf.....  | 440.00    |          | 14,001.62 Cr |
| 6 Jun 2023  | Internet Bpay Tax Office Payments<br>551007660816520221.....   | 5,036.93  |          | 5,664.69 Cr  |
| 16 Jun 2023 | Internet Transfer 7399 Bcfsf.....  | 3,300.00  |          | 5,664.69 Cr  |
| 30 Jun 2023 | Please Note From Today Your Dr Interest Rate Is 10.470%<br>Please Note Your Current Credit Interest Rate Is 3.600% pa.<br>001298090168 Wqg Qrtly Div<br>535917.....    |           | 492.00   | 6,177.62 Cr  |
|             | Interest.....  |           | 20.93    | 6,177.62 Cr  |

181/891083416 / E-4700 S-9572 H-19143

## Summary of Government Charges

|                              | From 1 July<br>to date | Last year<br>to 30 June |
|------------------------------|------------------------|-------------------------|
| <b>Government</b>            |                        |                         |
| Withholding tax              | \$0.00                 | \$0.00                  |
| Bank Account Debit (BAD) tax | \$0.00                 | \$0.00                  |

Bank Accounts Debits (BAD) Tax or State Debits Duty has been abolished for all states & territories effective 1/7/2005. Any amount shown on this statement applies to debits processed on or before 30/06/2005.



For further information on any applicable rebates, fees or government charges, please refer to the NAB's "A Guide to Fees & Charges" booklet. Please retain this statement for taxation purposes

## Explanatory Notes

*Please check all entries and report any apparent error or possible unauthorised transaction immediately.*

*We may subsequently adjust debits and credits, which may result in a change to your account balance to accurately reflect the obligations between us.*

*For information on resolving problems or disputes, contact us on 1800 152 015, or ask at any NAB branch.*

Portfolio breakdown  **\$154.63** AUD-\$76,382.04 **-54.56%**

AUD

\$154.614306

\$154.61

0.00%

Can't find your assets?

[Show small balances](#)

|                    |                          |                                 |             |
|--------------------|--------------------------|---------------------------------|-------------|
| <b>Client name</b> | BCF SUPER FUND           | <b>Fin Accounts Prepared by</b> | JEFFREY NG  |
| <b>Client code</b> | BCFSF (026)              | <b>Date prepared</b>            | 28-Aug-2023 |
| <b>Year ended</b>  | 30-Jun-2023              | <b>Reviewed by</b>              |             |
| <b>SRN/HIN</b>     | X0059403397 + SRN        | <b>Date reviewed</b>            |             |
| <b>Postcode</b>    | 2320 (Old Postcode 2291) | <a href="#">Back to Cover</a>   |             |

**1 Income Tax Reconciliation**

Attach a tax reconciliation report. Tax reconciliation was reviewed to ensure that tax details are correct and agreed DTA/DTL. *Please note that for super funds predominantly in pension phase, DTA and DTL should be nil.*

**2 Tax Receipts and Payments**

Attach ATO portal printouts for ITA and ICA  
Reviewed tax payments and receipts and agreed to the ATO portal

**3 Deducted Members Contribution**

Were there member deducted contributions during the financial year? *If yes, please ensure that members meet conditions of acceptance and that members' election and trustees' acknowledgement under s290-170 have been documented in financial account*

|    |
|----|
| No |
|----|

**4,5,6 Calculations**

Reviewed tax WP, tax rec and tax return - correct application of Tax Laws  
Expenses were recorded correctly  
Refer to attached tax reconciliation report

---

## BCF Super Fund

### Tax Accounting Reconciliation

For the period 1 July 2022 to 30 June 2023

---

| <b>Operating Statement Profit vs. Provision for Income Tax</b>      |                      | <b>2023</b>       |
|---|----------------------|-------------------|
|   |                      | <b>\$</b>         |
| <b>Benefits Accrued as a Result of Operations before Income Tax</b> |                      | <b>143,904.20</b> |
| <b><u>ADD:</u></b>  |                      |                   |
| Franking Credits  |                      | 11,192.70         |
| Realised Capital Losses   |                      | 14,744.84         |
| Rollovers Out   |                      | 11,000.00         |
| <b><u>LESS:</u></b>   |                      |                   |
| Increase in Market Value  |                      | 96,182.40         |
| Distributed Capital Gains   |                      | 10,968.54         |
| Non-Taxable Contributions   |                      | 2,000.00          |
| Non-Taxable Income  |                      | 546.80            |
| Rollovers In  |                      | 11,000.00         |
| Rounding  |                      | 3.00              |
| <b>Taxable Income or Loss</b>                                       |                      | <b>60,141.00</b>  |
|   | <b>Income Amount</b> | <b>Tax Amount</b> |
| Gross Tax @ 15% for Concessional Income                             | 60,141.00            | 9,021.15          |
| Gross Tax @ 45% for Net Non-Arm's Length Income                     | 0.00                 | 0.00              |
| No-TFN Quoted Contributions @ 32%                                   | 0.00                 | 0.00              |
| Change in Carried Forward Losses                                    | 0.00                 | (538.30)          |
| <b>Provision for Income Tax</b>                                     |                      | <b>8,482.85</b>   |

### Provision for Income Tax vs. Income Tax Expense

|                                  |                 |
|----------------------------------|-----------------|
| <b>Provision for Income Tax</b>  | <b>8,482.85</b> |
| <b><u>ADD:</u></b>               |                 |
| Change in Deferred Tax Liability | 9,833.20        |
| <b><u>LESS:</u></b>              |                 |
| Franking Credits                 | 11,192.70       |
| <b>Income Tax Expense</b>        | <b>7,123.35</b> |

### Provision for Income Tax vs. Income Tax Payable

|  |                   |
|--|-------------------|
| <b>Provision for Income Tax</b>        | <b>8,482.85</b>   |
| <b><u>ADD:</u></b>                     |                   |
| Change in Carried Forward Losses       | 538.30            |
| <b><u>LESS:</u></b>                    |                   |
| Franking Credits                       | 11,192.70         |
| Foreign Tax Credits                    | 284.96            |
| <b>Income Tax Payable (Receivable)</b> | <b>(2,456.51)</b> |

---

## BCF Super Fund

### Tax Accounting Reconciliation

For the period 1 July 2022 to 30 June 2023

---

#### Exempt Current Pension Income Settings

---

|                                |         |
|--------------------------------|---------|
| Pension Exempt % (Actuarial)   | 0.0000% |
| Pension Exempt % (Expenses)    | 0.0000% |
| Assets Segregated For Pensions | No      |

**BCF Super Fund**  
**Investment Income Summary**  
**For the period 1 July 2022 to 30 June 2023**

| Total<br>Income  | Add                 |                    |                | Less        |               |                 |                                 |             | Taxable<br>Income<br>(excluding<br>Capital<br>Gains) | Indexed<br>Capital<br>Gains * | Discounted<br>Capital<br>Gains * | Other<br>Capital<br>Gains * | CGT<br>Concession<br>Amount * |             |
|--|---------------------|--------------------|----------------|-------------|---------------|-----------------|---------------------------------|-------------|--|-------------------------------|----------------------------------|-----------------------------|-------------------------------|-------------|
|  | Franking<br>Credits | Foreign<br>Credits | TFN<br>Credits | Tax<br>Free | Tax<br>Exempt | Tax<br>Deferred | Distributed<br>Capital<br>Gains | GST         |  |                               |                                  |                             |                               |             |
| <b><i>Bank</i></b>   |                     |                    |                |             |               |                 |                                 |             |  |                               |                                  |                             |                               |             |
| Bell Direct  |                     |                    |                |             |               |                 |                                 |             |  |                               |                                  |                             |                               |             |
| 66.31  | 0.00                | 0.00               | 0.00           | 0.00        | 0.00          | 0.00            | 0.00                            | 0.00        | 0.00   | 66.31                         | 0.00                             | 0.00                        | 0.00                          | 0.00        |
| NAB Cash Manager   |                     |                    |                |             |               |                 |                                 |             |  |                               |                                  |                             |                               |             |
| 819.79   | 0.00                | 0.00               | 0.00           | 0.00        | 0.00          | 0.00            | 0.00                            | 0.00        | 0.00   | 819.79                        | 0.00                             | 0.00                        | 0.00                          | 0.00        |
| <b>886.10</b>  | <b>0.00</b>         | <b>0.00</b>        | <b>0.00</b>    | <b>0.00</b> | <b>0.00</b>   | <b>0.00</b>     | <b>0.00</b>                     | <b>0.00</b> | <b>0.00</b>  | <b>886.10</b>                 | <b>0.00</b>                      | <b>0.00</b>                 | <b>0.00</b>                   | <b>0.00</b> |
| <b><i>Listed Securities Market</i></b>                               |                     |                    |                |             |               |                 |                                 |             |  |                               |                                  |                             |                               |             |
| Bailador Technology Investments Limited (ASX:BTI)                    |                     |                    |                |             |               |                 |                                 |             |  |                               |                                  |                             |                               |             |
| 4,535.00   | 1,943.57            | 0.00               | 0.00           | 0.00        | 0.00          | 0.00            | 0.00                            | 0.00        | 0.00   | 6,478.57                      | 0.00                             | 0.00                        | 0.00                          | 0.00        |
| Forager Australian Shares Fund - Ordinary Units Fully Paid (ASX:FOR) |                     |                    |                |             |               |                 |                                 |             |  |                               |                                  |                             |                               |             |
| 300.00   | 26.62               | 0.00               | 0.00           | 0.00        | 290.21        | 0.00            | 0.00                            | 0.00        | 0.00   | 36.41                         | 0.00                             | 0.00                        | 0.00                          | 0.00        |
| Hearts And Minds Investments Limited (ASX:HM1)                       |                     |                    |                |             |               |                 |                                 |             |  |                               |                                  |                             |                               |             |
| 5,737.50   | 2,458.93            | 0.00               | 0.00           | 0.00        | 0.00          | 0.00            | 0.00                            | 0.00        | 0.00   | 8,196.43                      | 0.00                             | 0.00                        | 0.00                          | 0.00        |
| L1 Long Short Fund Limited (ASX:LSF)                                 |                     |                    |                |             |               |                 |                                 |             |  |                               |                                  |                             |                               |             |
| 2,512.50   | 1,076.79            | 0.00               | 0.00           | 0.00        | 0.00          | 0.00            | 0.00                            | 0.00        | 0.00   | 3,589.29                      | 0.00                             | 0.00                        | 0.00                          | 0.00        |
| MFF Capital Investments Limited (ASX:MFF)                            |                     |                    |                |             |               |                 |                                 |             |  |                               |                                  |                             |                               |             |
| 543.56   | 232.96              | 0.00               | 0.00           | 0.00        | 0.00          | 0.00            | 0.00                            | 0.00        | 0.00   | 776.52                        | 0.00                             | 0.00                        | 0.00                          | 0.00        |
| Ophir High Conviction Fund - Ordinary Units Fully Paid (ASX:OPH)     |                     |                    |                |             |               |                 |                                 |             |  |                               |                                  |                             |                               |             |
| 5,574.69   | 700.62              | 35.37              | 0.00           | 0.00        | 0.00          | 0.00            | 5,000.62                        | 0.00        | 0.00   | 1,310.06                      | 0.00                             | 2,500.31                    | 0.00                          | 2,500.31    |
| Regal Investment Fund - Ordinary Units Fully Paid (ASX:RF1)          |                     |                    |                |             |               |                 |                                 |             |  |                               |                                  |                             |                               |             |
| 7,720.48   | 1,373.05            | 114.07             | 0.00           | 0.00        | 52.81         | 0.00            | 5,967.92                        | 0.00        | 0.00   | 3,186.87                      | 0.00                             | 2,983.62                    | 0.68                          | 2,983.62    |
| Tribeca Global Natural Resources Limited (ASX:TGF)                   |                     |                    |                |             |               |                 |                                 |             |  |                               |                                  |                             |                               |             |
| 5,000.00   | 2,142.86            | 0.00               | 0.00           | 0.00        | 0.00          | 0.00            | 0.00                            | 0.00        | 0.00   | 7,142.86                      | 0.00                             | 0.00                        | 0.00                          | 0.00        |
| Vaneck Gold Miners ETF - Vaneck Gold Miners ETF (ASX:GDGX)           |                     |                    |                |             |               |                 |                                 |             |  |                               |                                  |                             |                               |             |
| 920.00   | 57.87               | 135.52             | 0.00           | 0.00        | 203.78        | 0.00            | 0.00                            | 0.00        | 0.00   | 909.61                        | 0.00                             | 0.00                        | 0.00                          | 0.00        |
| Wcm Global Growth Limited (ASX:WQG)                                  |                     |                    |                |             |               |                 |                                 |             |  |                               |                                  |                             |                               |             |
| 2,752.00   | 1,179.43            | 0.00               | 0.00           | 0.00        | 0.00          | 0.00            | 0.00                            | 0.00        | 0.00   | 3,931.43                      | 0.00                             | 0.00                        | 0.00                          | 0.00        |

**BCF Super Fund**  
**Investment Income Summary**  
**For the period 1 July 2022 to 30 June 2023**

| Total<br>Income | Add                 |                    |                | Less        |               |                 |                                 |      | Taxable<br>Income<br>(excluding<br>Capital<br>Gains) | Indexed<br>Capital<br>Gains * | Discounted<br>Capital<br>Gains * | Other<br>Capital<br>Gains * | CGT<br>Concession<br>Amount * |
|-----------------|---------------------|--------------------|----------------|-------------|---------------|-----------------|---------------------------------|------|--|-------------------------------|----------------------------------|-----------------------------|-------------------------------|
|                 | Franking<br>Credits | Foreign<br>Credits | TFN<br>Credits | Tax<br>Free | Tax<br>Exempt | Tax<br>Deferred | Distributed<br>Capital<br>Gains | GST  |  |                               |                                  |                             |                               |
| 35,595.73       | 11,192.70           | 284.96             | 0.00           | 0.00        | 546.80        | 0.00            | 10,968.54                       | 0.00 | 35,558.05  | 0.00                          | 5,483.93                         | 0.68                        | 5,483.93                      |
| 36,481.83       | 11,192.70           | 284.96             | 0.00           | 0.00        | 546.80        | 0.00            | 10,968.54                       | 0.00 | 36,444.15  | 0.00                          | 5,483.93                         | 0.68                        | 5,483.93                      |

\* Distributed capital gains components correspond to the cash amount received. You should refer to Realised Capital Gains or Distribution Reconciliation Reports for tax and capital gain reporting purpose.



**BCF Super Fund**  
**Realised Capital Gains**  
For the period from 1 July 2022 to 30 June 2023

|   |      | Accounting Treatment |           |                   |               | Taxation Treatment       |                       |           |                           |            |          |          |              |
|---|------|----------------------|-----------|-------------------|---------------|--------------------------|-----------------------|-----------|---------------------------|------------|----------|----------|--------------|
|   |      | Quantity             | Proceeds  | Excess Tax Value* | Original Cost | Accounting Profit/(Loss) | Cost Base Calculation |           | Capital Gains Calculation |            |          |          |              |
|   |      |                      |           |                   |               |                          | Adjusted              | Reduced   | Indexation                | Discounted | Other    | Deferred | Capital Loss |
| <b><u>Listed Securities Market</u></b>  |      |                      |           |                   |               |                          |                       |           |                           |            |          |          |              |
| <b>Bailador Technology Investments Limited (ASX:BTI)</b>  |      |                      |           |                   |               |                          |                       |           |                           |            |          |          |              |
| 12/07/2022  | Sale | 5,000.00             | 6,937.00  |                   | 7,040.00      | (103.00)                 |                       | 7,040.00  |                           |            |          |          | 103.00       |
| 12/07/2022  | Sale | 5,000.00             | 6,927.14  |                   | 6,990.00      | (62.86)                  |                       | 6,990.00  |                           |            |          |          | 62.86        |
|   |      | 10,000.00            | 13,864.14 |                   | 14,030.00     | (165.86)                 |                       | 14,030.00 |                           |            |          | 0.00     | 165.86       |
| <b>Betashares Australian Strong Bear (Hedge Fund) - Betashares Australian Strong Bear (Hedge Fund) (ASX:BBOZ)</b> |      |                      |           |                   |               |                          |                       |           |                           |            |          |          |              |
| 08/07/2022  | Sale | 1,500.00             | 6,855.00  |                   | 6,508.45      | 346.55                   | 6,703.32              |           |                           |            | 151.68   |          |              |
| 25/10/2022  | Sale | 1,500.00             | 6,240.00  |                   | 7,074.75      | (834.75)                 |                       | 7,074.75  |                           |            |          |          | 834.75       |
| 16/11/2022  | Sale | 2,000.00             | 7,385.00  |                   | 8,788.00      | (1,403.00)               |                       | 8,788.00  |                           |            |          |          | 1,403.00     |
| 16/06/2023  | Sale | 4,000.00             | 13,815.00 |                   | 14,385.00     | (570.00)                 |                       | 14,385.00 |                           |            |          |          | 570.00       |
|   |      | 9,000.00             | 34,295.00 |                   | 36,756.20     | (2,461.20)               | 6,703.32              | 30,247.75 |                           |            | 151.68   | 0.00     | 2,807.75     |
| <b>ETFS Ultra Short Nasdaq 100 Hedge Fund - ETFS Ultra Short Nasdaq 100 Hedge Fund (ASX:SNAS)</b>                 |      |                      |           |                   |               |                          |                       |           |                           |            |          |          |              |
| 06/07/2022  | Sale | 1,500.00             | 7,770.00  |                   | 6,052.50      | 1,717.50                 | 6,052.50              |           |                           |            | 1,717.50 |          |              |
| 25/10/2022  | Sale | 1,000.00             | 5,165.00  |                   | 5,148.67      | 16.33                    | 5,148.67              |           |                           |            | 16.33    |          |              |
| 09/01/2023  | Sale | 3,000.00             | 16,175.00 |                   | 10,339.33     | 5,835.67                 | 10,339.33             |           |                           | 5,714.17   | 121.50   |          |              |
|   |      | 5,500.00             | 29,110.00 |                   | 21,540.50     | 7,569.50                 | 21,540.50             |           |                           | 5,714.17   | 1,855.33 | 0.00     |              |
| <b>Forager Australian Shares Fund - Ordinary Units Fully Paid (ASX:FOR)</b>                                       |      |                      |           |                   |               |                          |                       |           |                           |            |          |          |              |
| 20/09/2022  | Sale | 5,000.00             | 6,635.00  |                   | 7,082.82      | (447.82)                 |                       | 8,112.56  |                           |            |          |          | 1,477.56     |
| 28/11/2022  | Sale | 5,000.00             | 6,585.00  |                   | 6,401.08      | 183.92                   | 1,935.00              | 5,186.89  |                           |            | 40.50    |          | 577.39       |
| 29/12/2022  | Sale | 10,000.00            | 13,575.00 |                   | 12,500.50     | 1,074.50                 | 12,210.29             |           |                           | 873.95     | 490.76   |          |              |
|   |      | 20,000.00            | 26,795.00 |                   | 25,984.40     | 810.60                   | 14,145.29             | 13,299.45 |                           | 873.95     | 531.26   | 0.00     | 2,054.95     |
| <b>Global X Ultra Long Nasdaq 100 Hedge Fund - Global X Ultra Long Nasdaq 100 Hedge Fund (ASX:LNAS)</b>           |      |                      |           |                   |               |                          |                       |           |                           |            |          |          |              |
| 08/06/2023  | Sale | 1,500.00             | 11,345.00 |                   | 8,910.00      | 2,435.00                 | 8,910.00              |           |                           |            | 2,435.00 |          |              |
|   |      | 1,500.00             | 11,345.00 |                   | 8,910.00      | 2,435.00                 | 8,910.00              |           |                           |            | 2,435.00 | 0.00     |              |
| <b>Hearts And Minds Investments Limited (ASX:HM1)</b>   |      |                      |           |                   |               |                          |                       |           |                           |            |          |          |              |
| 12/07/2022  | Sale | 5,000.00             | 11,037.00 |                   | 20,049.17     | (9,012.17)               |                       | 20,049.17 |                           |            |          |          | 9,012.17     |
| 08/08/2022  | Sale | 2,500.00             | 6,285.00  |                   | 9,760.42      | (3,475.42)               |                       | 9,760.42  |                           |            |          |          | 3,475.42     |
| 23/02/2023  | Sale | 2,500.00             | 6,512.00  |                   | 9,760.41      | (3,248.41)               |                       | 9,760.41  |                           |            |          |          | 3,248.41     |
|   |      | 10,000.00            | 23,834.00 |                   | 39,570.00     | (15,736.00)              |                       | 39,570.00 |                           |            |          | 0.00     | 15,736.00    |

**BCF Super Fund**  
**Realised Capital Gains**  
For the period from 1 July 2022 to 30 June 2023

|   |      | Accounting Treatment |           |                   |               | Taxation Treatment       |                       |           |                           |            |          |          |              |
|---|------|----------------------|-----------|-------------------|---------------|--------------------------|-----------------------|-----------|---------------------------|------------|----------|----------|--------------|
|   |      | Quantity             | Proceeds  | Excess Tax Value* | Original Cost | Accounting Profit/(Loss) | Cost Base Calculation |           | Capital Gains Calculation |            |          |          |              |
|   |      |                      |           |                   |               |                          | Adjusted              | Reduced   | Indexation                | Discounted | Other    | Deferred | Capital Loss |
| <b><u>Listed Securities Market</u></b>                                  |      |                      |           |                   |               |                          |                       |           |                           |            |          |          |              |
| <b>L1 Long Short Fund Limited (ASX:LSF)</b>                             |      |                      |           |                   |               |                          |                       |           |                           |            |          |          |              |
| 12/08/2022  | Sale | 2,500.00             | 6,510.00  |                   | 6,213.00      | 297.00                   | 6,213.00              |           |                           |            | 297.00   |          |              |
| 03/02/2023  | Sale | 3,000.00             | 8,595.00  |                   | 8,625.00      | (30.00)                  |                       | 8,625.00  |                           |            |          |          | 30.00        |
| 22/03/2023  | Sale | 2,500.00             | 6,685.00  |                   | 6,938.89      | (253.89)                 |                       | 6,938.89  |                           |            |          |          | 253.89       |
| 29/03/2023  | Sale | 2,500.00             | 6,785.00  |                   | 6,858.61      | (73.61)                  | 1,307.50              | 5,551.11  |                           |            | 49.50    |          | 123.11       |
|   |      | 10,500.00            | 28,575.00 |                   | 28,635.50     | (60.50)                  | 7,520.50              | 21,115.00 |                           |            | 346.50   | 0.00     | 407.00       |
| <b>MFF Capital Investments Limited (ASX:MFF)</b>                        |      |                      |           |                   |               |                          |                       |           |                           |            |          |          |              |
| 24/08/2022  | Sale | 1,036.00             | 2,670.24  |                   | 2,740.22      | (69.98)                  |                       | 2,740.22  |                           |            |          |          | 69.98        |
| 28/10/2022  | Sale | 5,964.00             | 13,990.40 |                   | 15,644.78     | (1,654.38)               |                       | 15,644.78 |                           |            |          |          | 1,654.38     |
| 08/06/2023  | Sale | 5,000.00             | 13,225.00 |                   | 11,915.00     | 1,310.00                 | 11,915.00             |           |                           | 1,310.00   |          |          |              |
|   |      | 12,000.00            | 29,885.64 |                   | 30,300.00     | (414.36)                 | 11,915.00             | 18,385.00 |                           |            | 1,310.00 | 0.00     | 1,724.36     |
| <b>Ophir High Conviction Fund - Ordinary Units Fully Paid (ASX:OPH)</b> |      |                      |           |                   |               |                          |                       |           |                           |            |          |          |              |
| 06/07/2022  | Sale | 3,000.00             | 7,785.00  |                   | 7,891.74      | (106.74)                 | 1,272.60              | 6,619.14  |                           |            | 24.90    |          | 131.64       |
| 19/07/2022  | Sale | 3,000.00             | 7,997.00  |                   | 7,515.00      | 482.00                   | 7,515.00              |           | 482.00                    |            |          |          |              |
| 11/08/2022  | Sale | 2,500.00             | 6,835.00  |                   | 6,515.00      | 320.00                   | 6,515.00              |           |                           | 320.00     |          |          |              |
| 23/08/2022  | Sale | 2,500.00             | 6,537.00  |                   | 6,465.00      | 72.00                    | 6,465.00              |           |                           | 72.00      |          |          |              |
| 20/04/2023  | Sale | 412.00               | 1,023.24  |                   | 1,058.15      | (34.91)                  |                       | 1,058.15  |                           |            |          |          | 34.91        |
| 21/04/2023  | Sale | 2,088.00             | 5,261.76  |                   | 5,362.68      | (100.92)                 |                       | 5,362.68  |                           |            |          |          | 100.92       |
| 25/05/2023  | Sale | 2,500.00             | 6,110.00  |                   | 6,374.57      | (264.57)                 |                       | 6,374.57  |                           |            |          |          | 264.57       |
| 30/06/2023  | Dist | 0.00                 | 0.00      |                   | 0.00          |                          |                       |           |                           | 5,000.62   |          |          |              |
|   |      | 16,000.00            | 41,549.00 |                   | 41,182.14     | 366.86                   | 21,767.60             | 19,414.54 |                           | 5,482.62   | 416.90   | 0.00     | 532.04       |

**BCF Super Fund**  
**Realised Capital Gains**  
For the period from 1 July 2022 to 30 June 2023

|  |      | Accounting Treatment |           |                   |               | Taxation Treatment       |                       |           |                           |            |        |          |              |
|--|------|----------------------|-----------|-------------------|---------------|--------------------------|-----------------------|-----------|---------------------------|------------|--------|----------|--------------|
|  |      | Quantity             | Proceeds  | Excess Tax Value* | Original Cost | Accounting Profit/(Loss) | Cost Base Calculation |           | Capital Gains Calculation |            |        |          |              |
|  |      |                      |           |                   |               |                          | Adjusted              | Reduced   | Indexation                | Discounted | Other  | Deferred | Capital Loss |
| <b><u>Listed Securities Market</u></b>                             |      |                      |           |                   |               |                          |                       |           |                           |            |        |          |              |
| <b>Regal Investment Fund - Ordinary Units Fully Paid (ASX:RF1)</b> |      |                      |           |                   |               |                          |                       |           |                           |            |        |          |              |
| 04/07/2022   | Sale | 2,000.00             | 5,945.00  |                   | 6,775.00      | (830.00)                 |                       | 6,775.00  |                           |            |        |          | 830.00       |
| 05/07/2022   | Sale | 2,000.00             | 6,105.00  |                   | 6,769.80      | (664.80)                 |                       | 6,769.80  |                           |            |        |          | 664.80       |
| 20/07/2022   | Sale | 2,500.00             | 8,137.00  |                   | 8,403.55      | (266.55)                 |                       | 8,403.55  |                           |            |        |          | 266.55       |
| 14/09/2022   | Sale | 2,500.00             | 8,210.00  |                   | 8,087.25      | 122.75                   | 8,087.25              |           |                           |            | 122.75 |          |              |
| 06/12/2022   | Sale | 5,000.00             | 15,375.00 |                   | 15,920.19     | (545.19)                 |                       | 15,892.09 |                           |            |        |          | 517.09       |
| 06/04/2023   | Sale | 2,500.00             | 6,935.00  |                   | 7,847.50      | (912.50)                 |                       | 7,823.98  |                           |            |        |          | 888.98       |
| 20/06/2023   | Sale | 1,822.00             | 5,013.72  |                   | 5,528.73      | (515.01)                 |                       | 5,528.73  |                           |            |        |          | 515.01       |
| 30/06/2023   | Dist | 0.00                 | 0.00      |                   | 0.00          |                          |                       |           |                           | 3,863.24   | 0.44   |          |              |
| 30/06/2023   | Dist | 0.00                 | 0.00      |                   | 0.00          |                          |                       |           |                           | 2,104.00   | 0.24   |          |              |
|  |      | 18,322.00            | 55,720.72 |                   | 59,332.02     | (3,611.30)               | 8,087.25              | 51,193.15 |                           | 5,967.24   | 123.43 | 0.00     | 3,682.43     |
| <b>Thorney Technologies Ltd (ASX:TEK)</b>                          |      |                      |           |                   |               |                          |                       |           |                           |            |        |          |              |
| 22/07/2022   | Sale | 15,000.00            | 3,662.00  |                   | 4,815.00      | (1,153.00)               |                       | 4,815.00  |                           |            |        |          | 1,153.00     |
| 28/07/2022   | Sale | 15,000.00            | 3,887.00  |                   | 4,740.00      | (853.00)                 |                       | 4,740.00  |                           |            |        |          | 853.00       |
| 16/02/2023   | Sale | 30,000.00            | 6,435.00  |                   | 8,280.00      | (1,845.00)               |                       | 8,280.00  |                           |            |        |          | 1,845.00     |
| 19/04/2023   | Sale | 30,000.00            | 5,685.00  |                   | 7,680.00      | (1,995.00)               |                       | 7,680.00  |                           |            |        |          | 1,995.00     |
|  |      | 90,000.00            | 19,669.00 |                   | 25,515.00     | (5,846.00)               |                       | 25,515.00 |                           |            |        | 0.00     | 5,846.00     |
| <b>Tribeca Global Natural Resources Limited (ASX:TGF)</b>          |      |                      |           |                   |               |                          |                       |           |                           |            |        |          |              |
| 02/02/2023   | Sale | 5,000.00             | 12,225.00 |                   | 10,322.79     | 1,902.21                 | 10,322.79             |           |                           | 1,177.71   | 724.50 |          |              |
|  |      | 5,000.00             | 12,225.00 |                   | 10,322.79     | 1,902.21                 | 10,322.79             |           |                           | 1,177.71   | 724.50 | 0.00     |              |
| <b>Wcm Global Growth Limited (ASX:WQG)</b>                         |      |                      |           |                   |               |                          |                       |           |                           |            |        |          |              |
| 12/07/2022   | Sale | 8,000.00             | 9,796.75  |                   | 9,778.90      | 17.85                    | 3,513.90              | 6,265.00  |                           |            | 159.88 |          | 142.03       |
| 16/02/2023   | Sale | 5,000.00             | 5,735.00  |                   | 5,909.38      | (174.38)                 |                       | 5,909.38  |                           |            |        |          | 174.38       |
| 22/02/2023   | Sale | 245.00               | 269.20    |                   | 289.56        | (20.36)                  |                       | 289.56    |                           |            |        |          | 20.36        |
| 23/02/2023   | Sale | 4,755.00             | 5,515.80  |                   | 5,598.66      | (82.86)                  |                       | 5,598.66  |                           |            |        |          | 82.86        |
| 10/05/2023   | Sale | 5,000.00             | 6,010.00  |                   | 5,856.50      | 153.50                   | 5,856.50              |           |                           |            | 153.50 |          |              |
| 15/05/2023   | Sale | 1,494.00             | 1,800.21  |                   | 1,736.92      | 63.29                    | 1,736.92              |           |                           |            | 63.29  |          |              |
| 16/05/2023   | Sale | 3,506.00             | 4,259.79  |                   | 4,076.08      | 183.71                   | 4,076.08              |           |                           |            | 183.71 |          |              |
| 22/05/2023   | Sale | 5,000.00             | 6,135.00  |                   | 5,809.54      | 325.46                   | 5,809.54              |           |                           |            | 325.46 |          |              |
|  |      | 33,000.00            | 39,521.75 |                   | 39,055.54     | 466.21                   | 20,992.94             | 18,062.60 |                           |            | 885.84 | 0.00     | 419.63       |

**BCF Super Fund**  
**Realised Capital Gains**  
For the period from 1 July 2022 to 30 June 2023

|                                       | Accounting Treatment |                   |                      |                   | Taxation Treatment          |                       |                   |                           |                  |                 |             |                  |
|---------------------------------------|----------------------|-------------------|----------------------|-------------------|-----------------------------|-----------------------|-------------------|---------------------------|------------------|-----------------|-------------|------------------|
|                                       | Quantity             | Proceeds          | Excess<br>Tax Value* | Original<br>Cost  | Accounting<br>Profit/(Loss) | Cost Base Calculation |                   | Capital Gains Calculation |                  |                 |             |                  |
|                                       |                      |                   |                      |                   |                             | Adjusted              | Reduced           | Indexation                | Discounted       | Other           | Deferred    | Capital Loss     |
| <b>Listed Securities Market Total</b> |                      | 366,389.25        |                      | 381,134.09        | (14,744.84)                 | 131,905.19            | 250,832.49        |                           | 19,215.69        | 8,780.44        | 0.00        | 33,376.02        |
| <b>Unlisted Market</b>                |                      |                   |                      |                   |                             |                       |                   |                           |                  |                 |             |                  |
| <b>TGF_R (ASX:TGF_R)</b>              |                      |                   |                      |                   |                             |                       |                   |                           |                  |                 |             |                  |
| 12/04/2023 Sale                       | 10,000.00            | 0.00              |                      | 0.00              |                             | 0.00                  |                   |                           | 0.00             | 0.00            |             |                  |
|                                       | 10,000.00            | 0.00              |                      | 0.00              |                             | 0.00                  |                   |                           | 0.00             | 0.00            | 0.00        |                  |
| <b>Unlisted Market Total</b>          |                      | 0.00              |                      | 0.00              |                             | 0.00                  |                   |                           | 0.00             | 0.00            | 0.00        |                  |
| <b>Grand Total</b>                    |                      | <b>366,389.25</b> |                      | <b>381,134.09</b> | <b>(14,744.84)</b>          | <b>131,905.19</b>     | <b>250,832.49</b> |                           | <b>19,215.69</b> | <b>8,780.44</b> | <b>0.00</b> | <b>33,376.02</b> |

\* Where there is an Excess Tax Value Amount, the Accounting Profit/(Loss) figure takes account of this. Accounting Profit/(Loss) equals Proceeds less Excess Tax Value less Original Cost.

**BCF Super Fund**  
**Realised Capital Gains**  
For the period from 1 July 2022 to 30 June 2023

**Capital Gains Tax Return Summary**

|                                       | Indexation | Discount  | Other    | Deferred | Total<br>Capital Gains | Capital Losses |
|---------------------------------------|------------|-----------|----------|----------|------------------------|----------------|
| <b>Current Year Capital Gains</b>     |            |           |          |          |                        |                |
| Shares & Units - Listed Shares        | 0.00       | 1,177.00  | 3,266.00 | 0.00     | 4,443.00               | 24,298.00      |
| Shares & Units - Other Shares         | 0.00       | 0.00      | 0.00     | 0.00     | 0.00                   | 0.00           |
| Shares & Units - Listed Trusts        | 0.00       | 7,070.00  | 5,512.00 | 0.00     | 12,582.00              | 9,077.00       |
| Shares & Units - Other Units          | 0.00       | 0.00      | 0.00     | 0.00     | 0.00                   | 0.00           |
| Australian Real Estate                | 0.00       | 0.00      | 0.00     | 0.00     | 0.00                   | 0.00           |
| Other Real Estate                     | 0.00       | 0.00      | 0.00     | 0.00     | 0.00                   | 0.00           |
| Collectables                          | 0.00       | 0.00      | 0.00     | 0.00     | 0.00                   | 0.00           |
| Other CGT Assets & Other CGT Events   | 0.00       | 0.00      | 0.00     | 0.00     | 0.00                   | 0.00           |
| Distributed Capital Gains from Trusts | 0.00       | 10,967.00 | 0.00     | 0.00     | 10,967.00              | 0.00           |
|                                       | 0.00       | 19,214.00 | 8,778.00 | 0.00     | 27,992.00              | 33,375.00      |
| <b>Capital Losses Applied</b>         |            |           |          |          |                        |                |
| Current Year                          | 0.00       | 19,214.00 | 8,778.00 | 0.00     | 27,992.00              |                |
| Prior Years                           | 0.00       | 0.00      | 0.00     | 0.00     | 0.00                   |                |
|                                       | 0.00       | 19,214.00 | 8,778.00 | 0.00     | 27,992.00              |                |
| <b>Net Capital Gains</b>              |            |           |          |          |                        |                |
| Net Gain after applying losses        | 0.00       | 0.00      | 0.00     | 0.00     | 0.00                   |                |
| Discount applicable                   |            | 0.00      |          |          |                        |                |
| Net Gain after applying discount      | 0.00       | 0.00      | 0.00     | 0.00     | 0.00                   |                |



**Australian Government**  
**Australian Taxation Office**

**Agent** ROACH & BRUCE CONSULTING  
P/L

**Client** BCF SUPER FUND

**ABN** 26 440 992 060

**TFN** 766 081 652

## Income tax 551

|                       |                |
|-----------------------|----------------|
| <b>Date generated</b> | 21 August 2023 |
| <b>Overdue</b>        | \$0.00         |
| <b>Not yet due</b>    | \$0.00         |
| <b>Balance</b>        | \$0.00         |

## Transactions

4 results found - from **21 August 2021** to **21 August 2023** sorted by **processed date** ordered **newest to oldest**

| Processed date | Effective date | Description   | Debit (DR)  | Credit (CR) | Balance        |
|----------------|----------------|---|-------------|-------------|----------------|
| 7 Jun 2023     | 6 Jun 2023     | Payment received  |             | \$5,036.93  | \$0.00         |
| 5 Jun 2023     | 13 Jun 2023    | Tax return Self Man Superfund - Income Tax for the period from 01 Jul 21 to 30 Jun 22 | \$5,036.93  |             | \$5,036.93 DR  |
| 10 Jun 2022    | 9 Jun 2022     | Payment received  |             | \$36,589.76 | \$0.00         |
| 2 Jun 2022     | 14 Jun 2022    | Tax return Self Man Superfund - Income Tax for the period from 01 Jul 20 to 30 Jun 21 | \$36,589.76 |             | \$36,589.76 DR |



## Activity statement 001

|                       |                |
|-----------------------|----------------|
| <b>Date generated</b> | 21 August 2023 |
| <b>Overdue</b>        | \$0.00         |
| <b>Not yet due</b>    | \$0.00         |
| <b>Balance</b>        | \$0.00         |

## Transactions

16 results found - from **21 August 2021** to **21 August 2023** sorted by **processed date** ordered **newest to oldest**

| Processed date | Effective date | Description  | Debit (DR) | Credit (CR) | Balance     |
|----------------|----------------|--|------------|-------------|-------------|
| 20 Jun 2023    | 28 Jul 2023    | Original Activity Statement for the period ending 30 Jun 23                    |            | \$0.00      | \$0.00      |
| 28 Apr 2023    | 28 Apr 2023    | Original Activity Statement for the period ending 31 Mar 23                    |            | \$0.00      | \$0.00      |
| 15 Dec 2022    | 28 Feb 2023    | Original Activity Statement for the period ending 31 Dec 22                    |            | \$0.00      | \$0.00      |
| 4 Oct 2022     | 28 Oct 2022    | Original Activity Statement for the period ending 30 Sep 22                    |            | \$0.00      | \$0.00      |
| 28 Jul 2022    | 28 Jul 2022    | Original Activity Statement for the period ending 30 Jun 22                    |            | \$0.00      | \$0.00      |
| 27 May 2022    | 27 May 2022    | General interest charge  |            |             | \$0.00      |
| 27 May 2022    | 26 May 2022    | Payment received   |            | \$470.00    | \$0.00      |
| 2 May 2022     | 2 May 2022     | General interest charge  |            |             | \$470.00 DR |
| 1 May 2022     | 28 Apr 2022    | Original Activity Statement for the period ending 31 Mar 22 - PAYG Instalments | \$470.00   |             | \$470.00 DR |

| Processed date | Effective date | Description  | Debit (DR) | Credit (CR) | Balance     |
|----------------|----------------|--|------------|-------------|-------------|
| 16 Feb 2022    | 28 Feb 2022    | Original Activity Statement<br>for the period ending 31<br>Dec 21 - PAYG Instalments | \$470.00   |             | \$0.00      |
| 15 Feb 2022    | 15 Feb 2022    | General interest charge  |            |             | \$470.00 CR |
| 15 Feb 2022    | 14 Feb 2022    | Payment received   |            | \$940.00    | \$470.00 CR |
| 1 Nov 2021     | 1 Nov 2021     | General interest charge  |            |             | \$470.00 DR |
| 31 Oct 2021    | 28 Oct 2021    | Original Activity Statement<br>for the period ending 30<br>Sep 21 - PAYG Instalments | \$470.00   |             | \$470.00 DR |
| 25 Aug 2021    | 25 Aug 2021    | General interest charge  |            |             | \$0.00      |
| 25 Aug 2021    | 28 Jul 2021    | Original Activity Statement<br>for the period ending 30<br>Jun 21 - PAYG Instalments | \$470.00   |             | \$0.00      |





Australian Government  
Australian Taxation Office

## PAYG Instalments report 2023

**Tax Agent** 66576009  
**Last Updated** 12/08/2023

| <b>TFN</b> | <b>Client Name</b> | <b>Quarter 1 (\$)</b> | <b>Quarter 2 (\$)</b> | <b>Quarter 3 (\$)</b> | <b>Quarter 4 (\$)</b> | <b>Total Instalment (\$)</b> |
|------------|--------------------|-----------------------|-----------------------|-----------------------|-----------------------|------------------------------|
| 766081652  | BCF SUPER FUND     | 0.00                  | 0.00                  | 0.00                  | 0.00                  | 0.00                         |

**Total No of Clients: 1**

1 July 2023

BCF Super Fund  
C/- Mr Richard Beardshall  
36 Cockatoo Ridge  
ABERGLASSLYN, NSW 2320

Dear Richard

**BCF Super Fund  
Commencement of Account Based Pension**

I wish to commence an Account Based Pension effective 1 July 2023.

I confirm that I have met the Condition of Release of Retirement.

The purchase price for the pension is to be the entire balance of my Accumulation account. Jennifer Clarke is added as the Reversionary Beneficiary.

I understand that the current balance of my Accumulation account is approximately \$678,014.28, which is comprised of the following components:

|                          |              |
|--------------------------|--------------|
| Taxable - Taxed Element: | \$587,939.12 |
| Tax Free:                | \$90,075.16  |

I authorise my tax agent to lodge the Transfer Balance Account Report in relation to the Pension Establishment for this Account Based Pension to the ATO.

If you have any queries with regard to the above, please do not hesitate to contact me.

Yours sincerely

Mr Richard Beardshall  
36 Cockatoo Ridge  
ABERGLASSLYN, NSW 2320

**MINUTES OF THE MEETING OF THE TRUSTEES OF  
BCF SUPER FUND  
HELD ON 1 JULY 2023 AT  
36 COCKATOO RIDGE, ABERGLASSLYN NSW**

---

**PRESENT:** Jack Beardshall  
Jennifer Clarke  
Richard Beardshall

**PENSION COMMENCEMENT:** An application to start a pension received from Mr Richard Beardshall was TABLED as follows:

|                           |                       |
|---------------------------|-----------------------|
| Type of Pension:          | Account Based Pension |
| Pension Start Date:       | 1 July 2023           |
| Purchase Amount:          | \$678,014.28          |
| Reversionary Beneficiary: | Jennifer Clarke       |

**CONDITION OF RELEASE:** It was RESOLVED that the member has satisfied the Condition of Release of Retirement, and was entitled to access their benefits as an Account Based Pension

**REVIEW OF TRUST DEED:** It was RESOLVED that the payment of benefits as an Account Based Pension was allowed under the fund's trust deed.

**INVESTMENT STRATEGY:** Given that the fund's current investment strategy provides sufficient liquidity to enable the Trustee(s) to meet all pension payments, the Trustee(s) resolved that the fund's strategy remains unchanged following the commencement of the pension.

It was NOTED that the pension is expected to be paid for a number of years, and as such the retention of long term growth assets is appropriate for the pension.

**REVERSIONARY BENEFICIARY:** It was NOTED that Mr Richard Beardshall had requested that their pension be reversionary.

It was RESOLVED to accept the pension member's request to make the relevant pension reversionary to the nominated recipients

**PAPERWORK:** It was RESOLVED to request the fund administrators to attend to the completion of the following paperwork to give effect to the establishment of the pension:

1. Register the fund for PAYG withholding tax for the purpose of withholding any relevant amounts from pension payments if required, and
2. Complete requests and arrange for Actuarial Certificates if required.

**CLOSURE:** There being no further business the meeting was closed.

..... Dated: ...../...../.....  
Richard Beardshall  
Chairperson

1 July 2023

Mr Richard Beardshall  
36 Cockatoo Ridge  
ABERGLASSLYN, NSW 2320

Dear Richard

**BCF Super Fund  
Commencement of Account Based Pension**

We confirm that the commencement of your Account Based Pension has been completed.

The account has been established with a balance of \$678,014.28, with Jennifer Clarke as the Reversionary Beneficiary, and which is comprised of the following components:

|                          |              |
|--------------------------|--------------|
| Taxable - Taxed Element: | \$587,939.12 |
| Tax Free:                | \$90,075.16  |

If you have any queries with regard to the above, please do not hesitate to contact me.

Yours sincerely

Mr Richard Beardshall  
Trustee  
36 Cockatoo Ridge  
ABERGLASSLYN, NSW, 2320

1 July 2023

BCF Super Fund  
C/- Mr Richard Beardshall  
36 Cockatoo Ridge  
ABERGLASSLYN, NSW 2320

Dear Richard

**BCF Super Fund  
Commencement of Account Based Pension**

I wish to commence an Account Based Pension effective 1 July 2023.

I confirm that I have met the Condition of Release of Retirement.

The purchase price for the pension is to be the entire balance of my Accumulation account. Richard Beardshall is added as the Reversionary Beneficiary.

I understand that the current balance of my Accumulation account is approximately \$677,279.73, which is comprised of the following components:

|                          |              |
|--------------------------|--------------|
| Taxable - Taxed Element: | \$562,279.73 |
| Tax Free:                | \$115,000.00 |

I authorise my tax agent to lodge the Transfer Balance Account Report in relation to the Pension Establishment for this Account Based Pension to the ATO.

If you have any queries with regard to the above, please do not hesitate to contact me.

Yours sincerely

Mrs Jennifer Clarke  
36 Cockatoo Ridge  
ABERGLASSLYN, NSW 2320

**MINUTES OF THE MEETING OF THE TRUSTEES OF  
BCF SUPER FUND  
HELD ON 1 JULY 2023 AT  
36 COCKATOO RIDGE, ABERGLASSLYN NSW**

---

**PRESENT:** Jack Beardshall  
Jennifer Clarke  
Richard Beardshall

**PENSION COMMENCEMENT:** An application to start a pension received from Mrs Jennifer Clarke was TABLED as follows:

|                           |                       |
|---------------------------|-----------------------|
| Type of Pension:          | Account Based Pension |
| Pension Start Date:       | 1 July 2023           |
| Purchase Amount:          | \$677,279.73          |
| Reversionary Beneficiary: | Richard Beardshall    |

**CONDITION OF RELEASE:** It was RESOLVED that the member has satisfied the Condition of Release of Retirement, and was entitled to access their benefits as an Account Based Pension

**REVIEW OF TRUST DEED:** It was RESOLVED that the payment of benefits as an Account Based Pension was allowed under the fund's trust deed.

**INVESTMENT STRATEGY:** Given that the fund's current investment strategy provides sufficient liquidity to enable the Trustee(s) to meet all pension payments, the Trustee(s) resolved that the fund's strategy remains unchanged following the commencement of the pension.

It was NOTED that the pension is expected to be paid for a number of years, and as such the retention of long term growth assets is appropriate for the pension.

**REVERSIONARY BENEFICIARY:** It was NOTED that Mrs Jennifer Clarke had requested that their pension be reversionary.

It was RESOLVED to accept the pension member's request to make the relevant pension reversionary to the nominated recipients

**PAPERWORK:** It was RESOLVED to request the fund administrators to attend to the completion of the following paperwork to give effect to the establishment of the pension:

1. Register the fund for PAYG withholding tax for the purpose of withholding any relevant amounts from pension payments if required, and
2. Complete requests and arrange for Actuarial Certificates if required.

**CLOSURE:** There being no further business the meeting was closed.

..... Dated: ...../...../.....  
Richard Beardshall  
Chairperson

1 July 2023

Mrs Jennifer Clarke  
36 Cockatoo Ridge  
ABERGLASSLYN, NSW 2320

Dear Jennifer

**BCF Super Fund  
Commencement of Account Based Pension**

We confirm that the commencement of your Account Based Pension has been completed.

The account has been established with a balance of \$677,279.73, with Richard Beardshall as the Reversionary Beneficiary, and which is comprised of the following components:

|                          |              |
|--------------------------|--------------|
| Taxable - Taxed Element: | \$562,279.73 |
| Tax Free:                | \$115,000.00 |

If you have any queries with regard to the above, please do not hesitate to contact me.

Yours sincerely

Mr Richard Beardshall  
Trustee  
36 Cockatoo Ridge  
ABERGLASSLYN, NSW, 2320



28 July 2023

Dear Unit Holder,

Re 30 June 2023 Distribution for the Frazis Fund ("Fund")

We are writing to advise that the Fund did not generate net taxable income for the financial year to 30 June 2023, and so will not be making a distribution to investors.

We would like to take the opportunity to thank you for your continued support and business of the Frazis Fund.

Yours sincerely,

A handwritten signature in black ink, appearing to be "Michael Frazis".

Michael Frazis





The Trust Company (RE Services) Limited  
ABN 45 003 278 831, AFSL 235150  
as responsible of the  
Forager Australian Shares Fund ARSN 139 641 491

Registry communications to:  
C/- Link Market Services Limited  
Locked Bag A14, Sydney South, NSW, 1235  
Telephone : +61 1800 132 875  
ASX Code: FOR  
Email: forager@linkmarketservices.com.au  
Website: www.linkmarketservices.com.au



017 000500

MR RICHARD DAVID BEARDSHALL &  
MS JENNIFER ANNE CLARKE  
<BCF SF A/C>  
36 COCKATOO RIDGE  
ABERGLASSLYN NSW 2320

Date: 28 July 2023  
Reference No.: X\*\*\*\*\*3397

**Attribution Managed Investment Trust Member Annual Statement  
for the year ended 30 June 2023**

**Part B: Summary of 2023 tax return information (supplementary section) items for a resident individual**

| Item   | Amount  | Tax return label |
|--|---------|------------------|
| Share of net income from trusts, less capital gains, foreign income and franked distributions              | \$2.80  | 13U              |
| Franked distributions from trusts  | \$33.61 | 13C              |
| Share of franking credit from franked dividends  | \$26.62 | 13Q              |
| Share of credit for tax file number amounts withheld from interest, dividends and unit trust distributions | \$0.00  | 13R              |
| Share of credit for foreign resident withholding amounts (excluding capital gains)                         | \$0.00  | 13A              |
| Net capital gain   | \$0.00  | 18A              |
| Total current year capital gains   | \$0.00  | 18H              |
| CFC income   | \$0.00  | 19K              |
| Assessable foreign source income   | \$0.00  | 20E              |
| Other net foreign source income  | \$0.00  | 20M              |
| Australian franking credits from a New Zealand franking company  | \$0.00  | 20F              |
| Foreign income tax offset*   | \$0.00  | 20O              |

\*To work out your foreign income tax offset (FITO) entitlement, see **20 Foreign source income and foreign assets or property** or the Guide to foreign tax offset rules 2023.

| Capital gains tax information – Additional information for item 18 | Amount        |                     |
|--|---------------|---------------------|
| Capital gains – Discounted method                                  | \$0.00        | (grossed up amount) |
| Capital gains – Other method                                       | \$0.00        |                     |
| <b>Total current year capital gains</b>                            | <b>\$0.00</b> |                     |

| Part C: Components of attribution   | Cash distributions | Tax paid or<br>franking credit<br>gross up | Attributable amount |
|---|--------------------|--|---------------------|
| <b>Australian Income</b>  |                    |  |                     |
| Interest (subject to non-resident withholding tax)                            |                    |  | \$1.35              |
| Interest (not subject to non-resident withholding tax)                        |                    |  | \$0.00              |
| Dividends – Unfranked amount declared to be CFI                               |                    |  | \$0.00              |
| Dividends – Unfranked amount not declared to be CFI                           |                    |  | \$1.44              |
| Other assessable Australian income (Other)                                    |                    |  | \$0.01              |
| Other assessable Australian income (NCMI)                                     |                    |  | \$0.00              |
| Other assessable Australian income (Excluded from NCMI)                       |                    |  | \$0.00              |
| Other assessable Australian income (CBMI)                                     |                    |  | \$0.00              |
| <b>Non-primary production income</b>  |                    |  | <b>\$2.80</b>       |
| <b>Dividends - Franked amount (Franked distributions)</b>                     |                    | <b>\$26.62</b>                             | <b>\$33.61</b>      |
| <b>Capital Gains</b>  |                    |  |                     |
| Capital gains – Discounted method TAP (Other)                                 |                    |  | \$0.00              |
| Capital gains – Discounted method TAP (NCMI)                                  |                    |  | \$0.00              |
| Capital gains – Discounted method TAP (Excluded from NCMI)                    |                    |  | \$0.00              |
| Capital gains – Discounted method TAP (CBMI)                                  |                    |  | \$0.00              |
| Capital gains – Discounted method NTAP  |                    |  | \$0.00              |
| Taxable foreign capital gains - Discounted method                             |                    | \$0.00                                     | \$0.00              |
| Capital gains – Other method TAP (Other)                                      |                    |  | \$0.00              |
| Capital gains – Other method TAP (NCMI)                                       |                    |  | \$0.00              |
| Capital gains – Other method TAP (Excluded from NCMI)                         |                    |  | \$0.00              |
| Capital gains – Other method TAP (CBMI)                                       |                    |  | \$0.00              |
| Capital gains – Other method NTAP   |                    |  | \$0.00              |
| Taxable foreign capital gains - Other method                                  |                    | \$0.00                                     | \$0.00              |
| <b>Net capital gains</b>  |                    | <b>\$0.00</b>                              | <b>\$0.00</b>       |
| AMIT CGT gross up amount  |                    |  | \$0.00              |
| Other capital gains distribution  |                    |  | \$0.00              |
| <b>Total current year capital gains</b>                                       |                    | <b>\$0.00</b>                              | <b>\$0.00</b>       |
| <b>Foreign income</b>   |                    |  |                     |
| Other net foreign source income   |                    | \$0.00                                     | \$0.00              |
| <b>Assessable foreign source income</b>                                       |                    | <b>\$0.00</b>                              | <b>\$0.00</b>       |
| Australian franking credits from a New Zealand franking company               |                    | \$0.00                                     | \$0.00              |
| CFC income  |                    |  | \$0.00              |
| <b>Total foreign income</b>   |                    | <b>\$0.00</b>                              | <b>\$0.00</b>       |
| <b>Non-assessable amounts</b>   |                    |  | <b>Amount</b>       |
| Net exempt income   |                    |  | \$0.00              |
| Non-assessable non-exempt amount  |                    |  | \$0.00              |
| Other non-attributable amounts  |                    |  | \$290.21            |
| <b>Total non-assessable amounts</b>   |                    |  | <b>\$290.21</b>     |
| <b>Gross cash distribution</b>  | \$300.00           |  |                     |
| Less: TFN amounts withheld  | \$0.00             |  |                     |
| Less: Non-resident tax withheld on interest and dividends                     | \$0.00             |  |                     |
| Less: Non-resident tax withheld on fund payments                              | \$0.00             |  |                     |
| <b>Net cash distribution</b>  | <b>\$300.00</b>    |  |                     |
| <b>Tax offsets</b>  |                    |  | <b>Amount</b>       |
| Franking credit tax offset from Australian resident companies                 |                    |  | \$26.62             |
| Foreign income tax offset - Other net foreign source income                   |                    |  | \$0.00              |
| Foreign income tax offset - Taxable foreign capital gains - Discounted method |                    |  | \$0.00              |
| Foreign income tax offset - Taxable foreign capital gains - Other method      |                    |  | \$0.00              |
| Australian franking credits from a New Zealand franking company               |                    |  | \$0.00              |
| <b>Total tax offsets</b>  |                    |  | <b>\$26.62</b>      |
| <b>Attributed Managed Investment Trust ('AMIT') cost base adjustments</b>     |                    |  | <b>Amount</b>       |
| AMIT cost base net amount - excess (decrease cost base)                       |                    |  | \$290.21            |
| AMIT cost base net amount - shortfall (increase cost base)                    |                    |  | \$0.00              |

This statement contains important information. Please retain it for taxation purposes as a charge may be levied for replacement.  
To view or change your Unitholder details, please visit our investor website at [www.linkmarketservices.com.au](http://www.linkmarketservices.com.au)



# OPHIR

## Ophir High Conviction Fund

ABN 19 539 586 567

ARSN 620 920 201

Trustee: The Trust Company (RE Services) Limited ABN 45 003 278 831 AFSL 235150

Investment Manager: Ophir Asset Management Pty Ltd ABN 88 156 146 717 AFSL 420082

MR RICHARD DAVID BEARDSHALL &  
MS JENNIFER ANNE CLARKE  
<BCF SF A/C>  
36 COCKATOO RIDGE  
ABERGLASSLYN NSW 2320

All Registry Communication to:

AUTOMIC GROUP

GPO Box 5193, Sydney NSW 2001

1300 408 787 (within Australia)

+612 8072 1478 (international)

[ophir@automicgroup.com.au](mailto:ophir@automicgroup.com.au)

[www.automicgroup.com.au](http://www.automicgroup.com.au)

## 2023 Tax Statement

Attribution Managed Investment Trust (AMIT)  
Member Annual Statement (AMMA Statement)

### Your details (Part A)

#### Holder Number

X\*\*\*\*403397

#### Summary of Key Information

Date: 27-Jul-2023  
Year Ended: 30-Jun-2023  
TFN/ABN Status: Quoted  
Fund Code: OPH

Dear Unitholder,

This AMMA Statement has been prepared to assist you with completion of your Australian Income Tax Return for the year ended 30 June 2023. Please retain this statement for taxation purposes.

Please note that if any of your details displayed above are incorrect please log in to your investor portal account and update your details online or contact our registry.

### Distributions Paid for the 2023 tax year

| Description                            | Gross Distribution | Tax Withheld  | Net Distribution  |
|--|--------------------|---------------|-------------------|
| Distribution – period end 30 June 2023 | \$5,574.69         | \$0.00        | \$5,574.69        |
| <b>Total</b>                           | <b>\$5,574.69</b>  | <b>\$0.00</b> | <b>\$5,574.69</b> |



Please support your fund now and make the switch to online communications and instantly enjoy the benefits - quick, secure and easy. Scan the QR code to visit: [investor.automic.com.au](http://investor.automic.com.au)



# Tax Return Information

## Summary of 2023 Tax Return Items (Part B)

| Description  | Amount     | Tax Return Reference |
|--|------------|----------------------|
| <b>Table 1 – Partnerships and trusts – Primary production</b>  |            |                      |
| Share of net income from trusts  |            | 13L                  |
| Other deductions relating to amounts shown at share of net income from trusts                              |            | 13X                  |
| <b>Table 2 – Partnership and trusts – Non-primary production</b>   |            |                      |
| Share of net income from trusts, less net capital gains, foreign income and franked distributions          | \$172.30   | 13U                  |
| Franked distributions from trusts  | \$994.23   | 13C                  |
| Other deductions relating to non-primary production income   |            | 13Y                  |
| <b>Table 3 – Share of credits from income and tax offsets</b>  |            |                      |
| Share of credit for tax withheld where Australian business number not quoted                               |            | 13P                  |
| Share of franking credit from franked dividends  | \$651.32   | 13Q                  |
| Share of credit for tax file number amounts withheld from interest, dividends and unit trust distributions |            | 13R                  |
| Share of credit for tax paid by trustee  |            | 13S                  |
| Share of credit for foreign resident withholding amounts (excluding capital gains)                         |            | 13A                  |
| Share of National rental affordability scheme tax offset   |            | 13B                  |
| Early stage venture capital limited partnership: current year tax offset                                   |            | T7K                  |
| Early stage investor: current year tax offset  |            | T8L                  |
| Other refundable tax offsets: Exploration credits  |            | T9 (code E)          |
| <b>Table 4 – Capital gains</b>   |            |                      |
| Net capital gain   | \$2,500.31 | 18A                  |
| Total current year capital gains   | \$5,000.62 | 18H                  |
| Credit for foreign resident capital gains withholding amounts  |            | 18X                  |
| <b>Table 5 – Foreign entities</b>  |            |                      |
| CFC income   |            | 19K                  |
| Transferor trust income  |            | 19B                  |
| <b>Table 6 – Foreign source income and foreign assets or property</b>                                      |            |                      |
| Assessable foreign source income   | \$94.23    | 20E                  |
| Net foreign rent   |            | 20R                  |
| Other net foreign source income  | \$94.23    | 20M                  |
| Australian franking credits from a New Zealand franking company  | \$49.30    | 20F                  |
| Foreign income tax offset  | \$35.37    | 20O                  |
| <b>Table 7 – Other income</b>  |            |                      |
| Category 4 rebates   |            | 24V                  |

## Component Information (Part C)

| Description  | Cash Distribution | Franking Credits/Tax Offsets | Attributed Amount | Tax Return Reference |
|--|-------------------|------------------------------|-------------------|----------------------|
| <b>Table 1 – Australian income</b>                           |                   |                              |                   |                      |
| Interest   | \$100.76          |                              | \$100.76          | -                    |
| Dividends  |                   |                              |                   | -                    |
| Dividends: unfranked amount declared to be CFI               | \$5.64            |                              | \$5.64            | -                    |
| Dividends: unfranked amount not declared to be CFI           | \$65.90           |                              | \$65.90           | -                    |
| Dividends: less LIC capital gain deduction                   |                   |                              |                   | -                    |
| Other assessable Australian income                           |                   |                              |                   | -                    |
| NCMI – Non-primary production                                |                   |                              |                   | -                    |
| Excluded from NCMI – Non-primary production                  |                   |                              |                   | -                    |
| <b>Non-primary production income (A)</b>                     | <b>\$172.30</b>   |                              | <b>\$172.30</b>   | <b>13U</b>           |
| NCMI – Primary production                                    |                   |                              |                   | -                    |
| Excluded from NCMI – Primary Production                      |                   |                              |                   | -                    |
| <b>Primary production Income (B)</b>                         |                   |                              |                   | <b>13L</b>           |
| <b>Dividends: Franked amount (Franked distributions) (X)</b> | <b>\$342.91</b>   | <b>\$651.32</b>              | <b>\$994.23</b>   | <b>13C/13Q</b>       |



Please support your fund now and make the switch to online communications and instantly enjoy the benefits - quick, secure and easy. Scan the QR code to visit: [investor.automic.com.au](https://investor.automic.com.au)



| Description  | Cash Distribution | Franking Credits/Tax Offsets | Attributed Amount | Tax Return Reference |
|--|-------------------|------------------------------|-------------------|----------------------|
| <b>Table 2 – Capital gains</b>   |                   |                              |                   |                      |
| Capital gains discount – Taxable Australian property                                       |                   |                              |                   | -                    |
| Capital gains discount – Non-taxable Australian property                                   | \$2,500.31        |                              | \$2,500.31        | -                    |
| Capital gains other – Taxable Australian property  |                   |                              |                   | -                    |
| Capital gains other – Non-taxable Australian property                                      |                   |                              |                   | -                    |
| NCMI capital gains   |                   |                              |                   | -                    |
| Excluded from NCMI capital gains   |                   |                              |                   | -                    |
| <b>Net capital gain</b>  | <b>\$2,500.31</b> |                              | <b>\$2,500.31</b> | <b>18A</b>           |
| AMIT CGT gross up amount   |                   |                              | \$2,500.31        | -                    |
| Other capital gains distribution   | \$2,500.31        |                              |                   | -                    |
| <b>Total current year capital gains (C)</b>  | <b>\$5,000.62</b> |                              | <b>\$5,000.62</b> | <b>18H</b>           |
| <b>Table 3 – Foreign income</b>  |                   |                              |                   |                      |
| Other net foreign source income  | \$58.86           | \$35.37                      | \$94.23           | 20M/200              |
| Net foreign rent   |                   |                              |                   | 20R                  |
| <b>Assessable foreign source income</b>  | <b>\$58.86</b>    | <b>\$35.37</b>               | <b>\$94.23</b>    | <b>20E</b>           |
| Australian franking credits from a New Zealand franking company                            |                   | \$49.30                      | \$49.30           | 20F                  |
| CFC income   |                   |                              |                   | 19K                  |
| Transferor trust income  |                   |                              |                   | 19B                  |
| <b>Total foreign income (D)</b>  | <b>\$58.86</b>    | <b>\$84.67</b>               | <b>\$143.53</b>   | -                    |
| <b>Table 4 – Tax offsets</b>   |                   |                              |                   |                      |
| Franking credit tax offset   |                   |                              | \$651.32          | 13Q                  |
| Foreign income tax offset  |                   |                              | \$35.37           | 20O                  |
| Australian franking credits from a New Zealand franking company                            |                   |                              | \$49.30           | 20F                  |
| <b>Total tax offsets (E)</b>   |                   |                              | <b>\$735.99</b>   | -                    |
| <b>Table 5 – Other non-assessable amounts and cost base details</b>                        |                   |                              |                   |                      |
| Net exempt income  |                   |                              |                   | -                    |
| Non-assessable non-exempt amount (F)   |                   |                              |                   | -                    |
| Other non-attributable amounts   |                   |                              |                   | -                    |
| Gross cash distribution (G)  | \$5,574.69        |                              |                   | -                    |
| <b>AMIT cost base net amount – excess (decrease)</b>                                       |                   |                              |                   | -                    |
| <b>AMIT cost base net amount – shortfall (increase)</b>                                    |                   |                              |                   | -                    |
| <b>Table 6 – Other amounts deducted from trust distributions</b>                           |                   |                              |                   |                      |
| TFN amounts withheld   |                   |                              |                   | 13R                  |
| Non-resident withholding amount  |                   |                              |                   | -                    |
| Other expenses   |                   |                              |                   | 13Y                  |
| Credit for foreign resident capital gains withholding amounts                              |                   |                              |                   | 18X                  |
| Other income Category 4: Rebates   |                   |                              |                   | 24V                  |
| <b>Net cash distribution</b>   | <b>\$5,574.69</b> |                              |                   | -                    |
| Description  | Cash Distribution | Tax Withheld                 | Attributed Amount | Tax Return Reference |
| <b>Table 7 – Reporting for the purposes of non-resident withholding tax and income tax</b> |                   |                              |                   |                      |
| Table 1 – Interest exempt from withholding   |                   |                              |                   | -                    |
| Table 6 – Non-resident withholding amount  |                   |                              |                   | -                    |
| Table 6 – Non-resident member para 276-105(2)(a) or (b) assessable amount                  |                   |                              |                   | -                    |
| Table 6 – Non-resident member para 276-105(2)(c) assessable amount                         |                   |                              |                   | -                    |
| Table 6 – Managed investment trust fund payments   |                   |                              |                   | -                    |
| Deemed payment – Dividend  |                   |                              |                   | -                    |
| Deemed payment – Interest  |                   |                              |                   | -                    |
| Deemed payment – Royalties   |                   |                              |                   | -                    |
| Deemed payment – Fund payment  |                   |                              |                   | -                    |



Please support your fund now and make the switch to online communications and instantly enjoy the benefits - quick, secure and easy. Scan the QR code to visit: [investor.automic.com.au](http://investor.automic.com.au)



 017 056992

Statement date: 28 July 2023

Reference no.: X\*\*\*\*\*3397

MR RICHARD DAVID BEARDSHALL &  
MS JENNIFER ANNE CLARKE  
<BCF SF A/C>  
36 COCKATOO RIDGE  
ABERGLASSLYN NSW 2320

## **Tax statement for the year ended 30 June 2023**

**Incorporating an AMMA statement required under the Income Tax Assessment Act 1997**

### **Part B - Information for resident investors to complete their tax return**

The tables on page 2 contain the information to be inserted into your tax return.

If you use a tax agent to prepare your income tax return, advise them to rely on the information in this statement rather than information that may be displayed in the tax agent's pre-filing service.

If you use myTax to prepare your income tax return, check the pre-filled amounts against this statement and correct them if necessary.

The information provided below assumes you were a resident of Australia for income tax purposes for the whole of the financial year. Additional information provided in Part C may be required by some taxpayers when completing their tax return. Information in Parts C and D may be relevant to capital gains tax calculations on disposal of your units.

We are required to report the information shown on this statement to the Australian Taxation Office. Please retain this statement for income tax purposes.

## Part B - Information for resident investors to complete their tax return

The four tables contain the information to be inserted into your tax return. They follow the structure of the *Tax Return for individuals (supplementary section) 2023*. Each line identifies a *Tax return label* to indicate where in the tax return the numbers below are to be inserted. On the tax return these labels are the white letters inside coloured boxes.

### Partnerships and trusts – Non-primary production

| Item                              | Amount   | Tax return label |
|-----------------------------------|----------|------------------|
| Share of net income from trusts   | \$2.76   | 13U              |
| Franked distributions from trusts | \$158.24 | 13C              |

### Share of credits from income and tax offsets

| Item   | Amount  | Tax return label |
|--|---------|------------------|
| Share of franking credit from franked dividends      | \$57.87 | 13Q              |
| Share of credit for tax file number amounts withheld | \$0.00  | 13R              |

### Capital Gains

| Item                             | Amount | Tax return label |
|----------------------------------|--------|------------------|
| Net capital gain*                | \$0.00 | 18A              |
| Total current year capital gains | \$0.00 | 18H              |

### Foreign Source Income and foreign assets or property

| Item                             | Amount   | Tax return label |
|----------------------------------|----------|------------------|
| Assessable foreign source income | \$748.61 | 20E              |
| Other net foreign source income  | \$748.61 | 20M              |
| Foreign income tax offset**      | \$135.52 | 20O              |

\*You may have capital losses from the sale of your units or from other sources to offset against this amount.

\*\*Where the foreign income tax offset amount shown is more than \$1,000 you should consult the Australian Taxation Office's Guide to foreign income tax offset rules 2023 to determine whether you are entitled to claim the full amount.

Enquiries about this statement can be made to [enquiries@vaneck.com.au](mailto:enquiries@vaneck.com.au).

## Part C: Components of attribution

|  | Tax paid or Franking<br>credit (grossed up) | Attributable<br>amount |
|--|---|------------------------|
| <b>Australian Income</b>                                 |   |                        |
| Dividends - Unfranked amount                             |   | \$0.00                 |
| Dividends - Unfranked CFI amount                         |   | \$2.76                 |
| Interest (subject to non - resident withholding tax)     |   | \$0.00                 |
| Interest (not subject to non - resident withholding tax) |   | \$0.00                 |
| NCMI   |   | \$0.00                 |
| Excluded from NCMI                                       |   | \$0.00                 |
| Clean building MIT income                                |   | \$0.00                 |
| Other income   |   | \$0.00                 |
| <b>Non-primary production income</b>                     |   | \$2.76                 |
| <b>Dividends - Franked amount</b>                        | \$57.87                                     | \$158.24               |
| <b>Capital Gains</b>                                     |   |                        |
| Capital gains - Discounted method TAP                    |   | \$0.00                 |
| Capital gains - Discounted method NTAP                   |   | \$0.00                 |
| Capital gains - Other method TAP                         |   | \$0.00                 |
| Capital gains - Other method NTAP                        |   | \$0.00                 |
| <b>Net Capital Gains</b>                                 |   | \$0.00                 |
| AMIT CGT gross up amount                                 |   | \$0.00                 |
| Other capital gains distribution                         |   | \$0.00                 |
| <b>Total current year capital gains</b>                  |   | \$0.00                 |
| <b>Foreign Income</b>                                    |   |                        |
| <b>Assessable foreign income</b>                         | \$135.52                                    | \$748.61               |
| CFC income   |   | \$0.00                 |
| <b>Total foreign income</b>                              | \$135.52                                    | \$748.61               |
| <b>Other Non-Assessable Amounts</b>                      |   |                        |
| Net exempt income  |   | \$0.00                 |
| Non-Assessable non-exempt amount                         |   | \$0.00                 |
| Other non-attributable amounts                           |   | \$203.78               |
| <b>Total Non-Assessable amounts</b>                      |   | \$203.78               |
| <b>Total</b>   | \$1,113.39                                  |                        |
| Less: Gross-Ups  | \$193.39                                    |                        |
| Less: attributed amounts not paid in cash*               | \$0.00                                      |                        |
| <b>Gross Cash Distribution</b>                           | \$920.00                                    |                        |
| <b>Other deductions from Distribution</b>                |   |                        |
| Less: Withheld tax amount                                | \$0.00                                      |                        |
| <b>Net Cash Distribution</b>                             | \$920.00                                    |                        |

\*It is no longer a tax law requirement that amounts to be included in your tax return have to be paid to you in cash. This can give rise to a cost base adjustment. See table E on the next page.



## Part D: Tax offsets

| Tax offsets                | Amount          |
|----------------------------|-----------------|
| Franking credit tax offset | \$57.87         |
| Foreign income tax offset  | \$135.52        |
| <b>Total tax offsets</b>   | <b>\$193.39</b> |

The foreign income tax offset is split as follows:

|                            |       |
|----------------------------|-------|
| referable to income        | 100%  |
| referable to capital gains | 0%    |
|                            | <hr/> |
|                            | 100%  |

The foreign income tax offset referable to capital gains is the gross amount. This has not been reduced proportionately for capital losses or the CGT discount applied at the fund level.

## Part E: Attribution Managed Investment Trust ('AMIT') cost base adjustments

|                                    |          |
|------------------------------------|----------|
| AMIT cost base net increase amount | \$0.00   |
| AMIT cost base net decrease amount | \$203.78 |

## Part F: Payment summary information for the year ended 30 June 2023 (for non-resident unitholders only)

|  |        |
|--|--------|
| Total fund payment                       | \$0.00 |
| Total amounts withheld from fund payment | \$0.00 |

## 2023 Dividend Payment Summary

| Payment Date | No. of Units | Dividend Payment Rate | Gross Dividend Amount | Tax Withheld  | Net Dividend Amount |
|--------------|--------------|-----------------------|-----------------------|---------------|---------------------|
| 25/07/2023   | 1,000        | \$0.9200              | \$920.00              | \$0.00        | \$920.00            |
| <b>Total</b> |              |                       | <b>\$920.00</b>       | <b>\$0.00</b> | <b>\$920.00</b>     |

## Periodic statement

Your 2023 periodic or exit statement will be available online at <https://investorcentre.linkmarketservices.com.au> from around 20 September 2023. If you require a paper copy of a statement you can call +61 1300 68 38 37.

## Further information

The Fund's product disclosure statement and latest available half-year and annual financial reports are accessible at <https://www.vaneck.com.au> or by calling +61 1300 68 38 37.



017 001731

MR RICHARD DAVID BEARDSHALL &  
MS JENNIFER ANNE CLARKE  
<BCF SF A/C>  
36 COCKATOO RIDGE  
ABERGLASSLYN NSW 2320

Date: 28 August 2023  
SRN/HIN.: X\*\*\*\*\*3397

**Attribution Managed Investment Trust Member Annual  
Statement for the year ended 30 June 2023**

**Part B: Summary of 2023 tax return (supplementary section) items for a resident individual**

| Item   | Amount     | Tax return label |
|--|------------|------------------|
| Share of net income from trusts, less net capital gains, foreign income and franked distributions          | \$618.65   | 13U              |
| Franked distribution from trusts   | \$2,208.55 | 13C              |
| Share of franking credits from franked dividends   | \$1,373.05 | 13Q              |
| Share of credit for tax file number amounts withheld from interest, dividends and unit trust distributions | \$0.00     | 13R              |
| Share of credit for foreign resident withholding amounts (excluding capital gains)                         | \$0.00     | 13A              |
| Net capital gain   | \$2,984.30 | 18A              |
| Total current year capital gains   | \$5,967.92 | 18H              |
| CFC Income   | \$0.00     | 19K              |
| Assessable foreign source income   | \$359.67   | 20E              |
| Other net foreign source income  | \$359.67   | 20M              |
| Australian franking credits from a New Zealand franking company  | \$0.00     | 20F              |
| Foreign income tax offset *  | \$114.07   | 20O              |

\*To work out your foreign income tax offset (FITO) entitlement, see 20 Foreign source income and foreign assets or property or the Guide to foreign tax offset rules 2023.

**Part B: Capital gains tax information - Additional information for item 18**

|   | Amount            |                |
|---|-------------------|----------------|
| Capital gains - discounted method       | \$5,967.24        | (gross amount) |
| Capital gains - other method            | \$0.68            |                |
| <b>Total current year capital gains</b> | <b>\$5,967.92</b> |                |

| Part C: Components of attribution  | Cash<br>Distributions | Tax paid or<br>Franking credit<br>(gross up) | Attributable amount |
|--|-----------------------|--|---------------------|
| <b>Australian Income</b>   |                       |  |                     |
| Interest (subject to non - resident withholding tax)                               |                       |  | \$236.46            |
| Interest (not subject to non - resident withholding tax)                           |                       |  | \$0.00              |
| Dividends - unfranked amount declared to be CFI                                    |                       |  | \$97.69             |
| Dividends - unfranked amount not declared to be CFI                                |                       |  | \$248.67            |
| Other assessable Australian income (Other)   |                       |  | \$34.48             |
| Other assessable Australian income (NCMI)  |                       |  | \$0.34              |
| Other assessable Australian income (Excluded from NCMI)                            |                       |  | \$1.01              |
| Other assessable Australian income (CBMI)  |                       |  | \$0.00              |
| <b>Non-primary production income</b>   |                       |  | <b>\$618.65</b>     |
| <b>Dividends - Franked amount</b>  |                       | <b>\$1,373.05</b>                            | <b>\$2,208.55</b>   |
| <b>Capital Gains</b>   |                       |  |                     |
| Capital gains – Discounted method TAP (Other)                                      |                       |  | \$4.39              |
| Capital gains – Discounted method TAP (NCMI)                                       |                       |  | \$0.00              |
| Capital gains – Discounted method TAP (Excluded from NCMI)                         |                       |  | \$0.00              |
| Capital gains – Discounted method TAP (CBMI)                                       |                       |  | \$0.00              |
| Capital gains - Discounted method NTAP   |                       |  | \$2,979.23          |
| Taxable foreign capital gains - Discounted method                                  |                       | \$0.00                                       | \$0.00              |
| Capital gains – Other method TAP (Other)   |                       |  | \$0.68              |
| Capital gains – Other method TAP (NCMI)  |                       |  | \$0.00              |
| Capital gains – Other method TAP (Excluded from NCMI)                              |                       |  | \$0.00              |
| Capital gains – Other method TAP (CBMI)  |                       |  | \$0.00              |
| Capital gains - Other method NTAP  |                       |  | \$0.00              |
| Taxable foreign capital gains - Other method                                       |                       | \$0.00                                       | \$0.00              |
| <b>Net Capital Gains</b>   |                       | <b>\$0.00</b>                                | <b>\$2,984.30</b>   |
| AMIT CGT gross up amount   |                       |  | \$2,983.62          |
| Other capital gains distribution   |                       |  |                     |
| <b>Total current year capital gains</b>  |                       | <b>\$0.00</b>                                | <b>\$5,967.92</b>   |
| <b>Foreign Income</b>  |                       |  |                     |
| Other net foreign source income  |                       | \$114.07                                     | \$359.67            |
| <b>Assessable foreign source income</b>  |                       | <b>\$114.07</b>                              | <b>\$359.67</b>     |
| Australian franking credit from a New Zealand franking company                     |                       | \$0.00                                       | \$0.00              |
| CFC income   |                       |  | \$0.00              |
| <b>Total foreign income</b>  |                       | <b>\$114.07</b>                              | <b>\$359.67</b>     |
| <b>Other Non-assessable Amounts</b>  |                       |  |                     |
| Net exempt income  |                       |  | \$0.00              |
| Non-assessable non-exempt amount   |                       |  | \$0.00              |
| Other non-attributable amounts   |                       |  | \$52.81             |
| <b>Total Non-Assessable amounts</b>  |                       |  | <b>\$52.81</b>      |
| <b>Gross Cash Distribution</b>   |                       |  |                     |
|  | \$7,720.48            |  |                     |
| Less: TFN amounts withheld   | \$0.00                |  |                     |
| Less: Non-resident tax withheld on interest and dividends                          | \$0.00                |  |                     |
| Less: Non-resident tax withheld on fund payments                                   | \$0.00                |  |                     |
| <b>Net Cash Distribution</b>   | <b>\$7,720.48</b>     |  |                     |
| <b>Part D: Tax offsets</b>   |                       |  |                     |
| <b>Tax offsets</b>   |                       |  | <b>Amount</b>       |
| Franking credit tax offset from Australian resident companies                      |                       |  | \$1,373.05          |
| Foreign income tax offset - Other net foreign source income                        |                       |  | \$114.07            |
| Foreign income tax offset - Taxable foreign capital gains - Discounted method      |                       |  | \$0.00              |
| Foreign income tax offset - Taxable foreign capital gains - Other method           |                       |  | \$0.00              |
| Australian franking credit from a New Zealand franking company                     |                       |  | \$0.00              |
| <b>Total tax offsets</b>   |                       |  | <b>\$1,487.12</b>   |
| <b>Part E: Attribution Managed Investment Trust ('AMIT') cost base adjustments</b> |                       |  |                     |
| <b>AMIT cost base net amount - excess (decrease cost base)</b>                     |                       |  | <b>Amount</b>       |
| <b>AMIT cost base net amount - shortfall (increase cost base)</b>                  |                       |  | \$52.81             |
|  |                       |  | \$0.00              |

To view or change your details, please visit our investor website at [www.linkmarketservices.com.au](http://www.linkmarketservices.com.au)

# Rollover benefits statement

## WHEN TO USE THIS STATEMENT

❗ Only use this version of the form for transactions occurring on or after 1 July 2013. If you need to correct an error regarding a payment made before 1 July 2013, use NAT 70944-05.2007.

Complete this form (or a similar form you create that collects the same information) if you are a trustee of a superannuation fund or provider of a retirement savings account (RSA) and any of the following apply:

- You are paying a rollover superannuation benefit to another fund or RSA, and you are not already providing all of this information electronically under the rollover data standards.
- You have paid a rollover superannuation benefit to another fund or RSA and are providing a statement about the rollover to your member.
- You are the trustee of a non-complying fund and are paying member benefits to another superannuation fund or RSA (complete section D instead of section C).

❗ You must provide your member with a member statement using this form (or a similar form you create that includes the same information) for all rollovers, including if you applied the data standards and you didn't use this form for the fund-to-fund transaction.

## COMPLETING THIS STATEMENT

- Print clearly in BLOCK LETTERS using a black pen only.
- Place X in ALL applicable boxes.
- Use a separate form for each rollover payment you are making.

❗ Read the instructions carefully. Penalties may apply if you make a false or misleading statement on this form without taking reasonable care.

## Section A: Receiving fund's details

1 Australian business number (ABN)

26 440 992 060

2 Fund name

BCF Super Fund

3 Postal address

Street address

36 Cockatoo Ridge

Suburb/town/locality

ABERGLASSLYN

State/territory

NSW

Postcode

2320

Country if outside Australia

4

(a) Member client identifier

2

(b) Unique superannuation identifier (USI)

## Section B: Member's details

5 Tax file number (TFN)

410224636

6 Full name

Title

Family name

Clarke

First given name

Jennifer

Other given names

7 Residential address

Street address

36 Cockatoo Ridge

Suburb/town/locality

ABERGLASSLYN

State/territory

NSW

Postcode

2320

Country if outside Australia

8 Date of birth

2/09/1961

9 Sex

10 Daytime phone number (include area code)

11 Email address (if applicable)

**Section C: Rollover transaction details**

**!** Include dollars and cents. The totals at item 13 and 14 must both equal the amount of the rollover payment.

12 Service period start date

13 Tax components

|                              |  |
|------------------------------|--|
| Tax-free component           | <input type="text" value="\$0.00"/>      |
| KiwiSaver tax-free component | <input type="text" value="\$0.00"/>      |
| Taxable component:           |  |
| Element taxed in the fund    | <input type="text" value="\$11,000.00"/> |
| Element untaxed in the fund  | <input type="text" value="\$0.00"/>      |

**Tax components TOTAL**

**!** Make sure you apply the proportioning rule to the tax components if you are not rolling over the member's full interest in your superannuation fund.

14 Preservation amounts

|                                   |  |
|-----------------------------------|--|
| Preserved amount                  | <input type="text" value="\$11,000.00"/> |
| KiwiSaver preserved amount        | <input type="text" value="\$0.00"/>      |
| Restricted non-preserved amount   | <input type="text" value="\$0.00"/>      |
| Unrestricted non-preserved amount | <input type="text" value="\$0.00"/>      |

**Preservation components TOTAL**

**!** If the rollover payment contains a **KiwiSaver preserved amount**, you can't make the rollover payment to a self-managed superannuation fund (SMSF) under the preservation rules.

**Section D: Non-complying funds**

**!** Only complete this section if you are a trustee of a non-complying fund.

15 Contributions made to a non-complying fund on or after 10 May 2006

---

## Section E: Transferring fund

16 Fund ABN

17 Fund name

18 Contact name  
Title

Family name

First given name  Other given names

19 Daytime phone number (include area code)

20 Email address (if applicable)

---

## Section F: Declaration

Complete the declaration that applies to you. Print your full name then sign and date declaration.

**!** Before you sign the declaration, check that you have provided true and correct information. Penalties may be imposed for giving false or misleading information.

### TRUSTEE, DIRECTOR OR AUTHORISED OFFICER DECLARATION

Complete this declaration if you are the trustee, director or authorised officer of the superannuation fund or other provider shown in the section above.

*I declare that the information contained in the statement is true and correct.*

Name (BLOCK LETTERS)

Trustee, director or authorised officer signature

Date  
Day Month Year  
 /  /

OR

**AUTHORISED REPRESENTATIVE DECLARATION**

Complete this declaration if you are an authorised representative of the superannuation fund or other provider shown in section E.

I declare that:

- I have prepared the statement with the information supplied by the superannuation provider
- I have received a declaration made by the superannuation provider that the information provided to me for the preparation of this statement is true and correct
- I am authorised by the superannuation provider to give the information in the statement to the ATO.

Name (BLOCK LETTERS)

Authorised Representative signature


Date

Day                  Month                  Year

 /  / 

Tax agent number (if you are a registered tax agent)

**Where to send this form**

 Do not send this form to the ATO

If the rollover data standards **do not apply** to the transaction, you must do all of the following:

- send the form to the receiving fund in section A within seven days of paying them the rollover
- provide a copy to the member in section B within 30 days of paying the rollover
- keep a copy in your records for a period of five years.

If the rollover data standards **do apply** to the transaction, you must do all of the following:

- comply with the requirements of the data standard for the fund-to-fund interaction (do not send this form to the receiving fund in section A)
- use this form only to provide a statement to the member in section B within 30 days of paying the rollover
- keep a copy of the member statement in your records for a period of five years



# Superannuation contributions splitting application

## When completing this form

You can complete this form electronically or with a pen.

If you choose to use a pen:

- Print clearly in BLOCK LETTERS using a black pen only.
- Place **X** in ALL applicable boxes.

## Section A: Your details

### 1 Tax file number (TFN)

**!** You don't have to provide your TFN to your superannuation fund. However, if your superannuation fund does not have your TFN, they cannot accept personal contributions (and other member contributions) and extra tax may be deducted from your employer contributions (and other assessable contributions).

1 4 9 0 5 2 1 3 8

### 2 Full name

Title: Mr  Mrs  Miss  Ms  Other

Family name

BEARDSHALL

First given name

RICHARD

Other given names

### 3 Address

36 Cockatoo Ridge

Suburb/town

ABERGLASSLYN

State/territory

N S W

Postcode

2 3 2 0

### 4 Date of birth

Day: 0 4 / Month: 0 5 / Year: 1 9 6 3

### 5 Daytime phone number (include area code)

0 2 9 2 3 2 8 2 1 1

### 6 Email address

RICHARD@HELIXTRADING.COM.AU

## Section B: Your superannuation fund's details

### 7 Super fund name

BCF SUPER FUND

### 8 Australian business number (ABN)

2 6 4 4 0 9 9 2 0 6 0

### 9 Member account number

1



## Section C: Your spouse's details

### 10 Tax file number (TFN)

**!** You don't have to provide your TFN to your superannuation fund. However, if your superannuation fund does not have your TFN, they cannot accept personal contributions (and other member contributions) and extra tax may be deducted from your employer contributions (and other assessable contributions).

4 1 0 2 2 4 6 3 6

### 11 Full name

Title: Mr  Mrs  Miss  Ms  Other

Family name

CLARKE

First given name

JENNIFER

Other given names

ANNE

### 12 Address

36 Cockatoo Ridge

Suburb/town

ABERGLASSLYN

State/territory

N S W ▼

Postcode

2 3 2 0

### 13 Date of birth

Day: 0 2 / Month: 0 9 / Year: 1 9 6 1

### 14 Daytime phone number (include area code)

### 15 Email address

## Section D: Your spouse's superannuation fund details

### 16 Super fund name

BCF SUPER FUND

### 17 ABN

2 6 4 4 0 9 9 2 0 6 0

### 18 Unique Superannuation Identifier (USI)

### 19 Member account number

2

### 20 Super fund address

36 Cockatoo Ridge

Suburb/town

ABERGLASSLYN

State/territory

N S W ▼

Postcode

2 3 2 0

### 21 Super fund daytime phone number (include area code)

### 22 Super fund email address

## Section E: Contributions splitting details

### 23 Financial year ending

**!** This must be either this current financial year or the previous financial year. You cannot apply to split contributions made to your account before the beginning of last financial year.

Day / Month / Year  
3 0 / 0 6 / 2 0 2 3

### 24 Taxed splittable contributions

Write the amount or percentage that your spouse is to receive. It cannot be more than 85% of the contributions you made in this category or more than your concessional contributions cap for the financial year. From 1 July 2019, the concessional contributions cap may be increased above the general concessional cap if you are eligible. To be eligible you must make concessional contributions in excess of the general concessional cap, have a total superannuation balance less than \$500,000 immediately prior to the financial year, and have unused concessional cap space from the previous 5 years (with 2018–19 financial year being the first year you can accrue unused concessional contributions). Your concessional contributions cap will equal the general concessional cap plus the previously unused concessional contributions made in excess of the general concessional contributions cap. Your increased concessional contributions cap, will be used to determine the maximum amount of taxed splittable contributions.

The contributions in this category include:

- employer contributions (including salary sacrifice contributions)
- personal contributions you made for yourself that you have advised your super fund you will claim as a tax deduction for (You advise your super fund by giving them a completed *Notice of intent to claim or vary a deduction for personal super contributions* form available from our website or your fund may have their own notice of intent form. You must do this **before** you lodge your *Superannuation contributions splitting application*).

Dollar amount \$  ~~·~~  OR percentage  %

### 25 Untaxed splittable employer contributions

Write the amount or percentage that your spouse is to receive.

These can only be employer contributions to your public sector superannuation fund that you are requesting be split with your spouse.

Dollar amount \$  ~~·~~  OR percentage  %

## Section F: Your request and declaration

*I request that you split the contributions detailed in section E to the superannuation account of my spouse as detailed in section D. I declare that the information provided on this form is correct and confirm that the amount to be split is within the legislatively specified limits.*

Name (Print in BLOCK LETTERS)

RICHARD BEARDSHALL

Signature

Date

Day / Month / Year  
0 1 / 0 7 / 2 0 2 2

---

## Section G: **Your spouse's declaration**

I declare that at the date of this application I am the spouse of the applicant and I am either:

- less than my preservation age
- between my preservation age and 65 years, and not retired.

Name (Print in BLOCK LETTERS)

JENNIFER CLARKE

Signature

Date

Day                      Month                      Year  
0 1 / 0 7 / 2 0 2 2

---

### **Privacy**

The ATO is a government agency bound by the *Privacy Act 1988* in terms of collection and handling of personal information and tax file numbers (TFNs). For further information about privacy law notices go to [ato.gov.au/privacy](https://ato.gov.au/privacy)

- Send your completed application to your superannuation fund. You don't send this form to the ATO.

|                    |                          |                                 |             |
|--------------------|--------------------------|---------------------------------|-------------|
| <b>Client name</b> | BCF SUPER FUND           | <b>Fin Accounts Prepared by</b> | JEFFREY NG  |
| <b>Client code</b> | BCFSF (026)              | <b>Date prepared</b>            | 28-Aug-2023 |
| <b>Year ended</b>  | 30-Jun-2023              | <b>Reviewed by</b>              |             |
| <b>SRN/HIN</b>     | X0059403397 + SRN        | <b>Date reviewed</b>            |             |
| <b>Postcode</b>    | 2320 (Old Postcode 2291) | <a href="#">Back to Cover</a>   |             |

**Benefits Paid**

b Did the member participate in early access to super?

No

1.1 a Were there pension benefits paid to members during the financial year?

No

c Have you confirmed with the ATO, the tax free low rate cap of the Superannuation Lump Sum benefit for the following members?

Please Select

[Enter name of member 1]

[Enter name of member 2]

[Enter name of member 3]

[Enter name of member 4]

*This amount is beneficial to members who have reached preservation age and are permanently retired (never intending to work again) as it is tax free. For the year ended 30 June 2019, 30 June 2020, 30 June 2021 & 30 June 2023 the thresholds are \$205,000, \$210,000, \$215,000 & \$230,000 respectively.*

Was there also an accumulation account for more than one day?

Please Select

|                    |                          |                                 |             |
|--------------------|--------------------------|---------------------------------|-------------|
| <b>Client name</b> | <b>BCF SUPER FUND</b>    | <b>Fin Accounts Prepared by</b> | JEFFREY NG  |
| <b>Client code</b> | BCFSF (026)              | <b>Date prepared</b>            | 28-Aug-2023 |
| <b>Year ended</b>  | 30-Jun-2023              | <b>Reviewed by</b>              |             |
| <b>SRN/HIN</b>     | X0059403397 + SRN        | <b>Date reviewed</b>            |             |
| <b>Postcode</b>    | 2320 (Old Postcode 2291) | <a href="#">Back to Cover</a>   |             |

|   |                           |                         |
|---|---------------------------|-------------------------|
| <b>Minimum pension for the financial year beginning</b>   | 01-Jul-2022               |                         |
| Days in financial year  | 365.00                    |                         |
| Name of members   | <b>Richard Beardshall</b> | <b>Jennifer Clarke</b>  |
| Account ID (please use M0000X format)   | <b>Pension 01.07.23</b>   | <b>Pension 01.07.23</b> |
| Member's date of birth  | 04-May-1963               | 02-Sep-1961             |
| Age at beginning of financial year audited  | 59                        | 60                      |
| Pension commencement date   | 01-Jul-2023               | 01-Jul-2023             |
| Is this a transition to retirement pension?   | <b>No</b>                 | <b>No</b>               |
| Days in pension during financial year   | 0                         | 0                       |
| Member's account balance at the end of the previous financial year or when pension is commenced |                           |                         |
| Account based percentage for previous financial year  | 2.0%                      | 2.0%                    |
| Minimum pension amount  | -                         | -                       |
| Maximum pension amount  |                           |                         |
| Pension taken for the financial year ending 30 Jun 2023   |                           |                         |

|                    |                          |                                 |             |
|--------------------|--------------------------|---------------------------------|-------------|
| <b>Client name</b> | <b>BCF SUPER FUND</b>    | <b>Fin Accounts Prepared by</b> | JEFFREY NG  |
| <b>Client code</b> | BCFSF (026)              | <b>Date prepared</b>            | 28-Aug-2023 |
| <b>Year ended</b>  | 30-Jun-2023              | <b>Reviewed by</b>              |             |
| <b>SRN/HIN</b>     | X0059403397 + SRN        | <b>Date reviewed</b>            |             |
| <b>Postcode</b>    | 2320 (Old Postcode 2291) | <a href="#">Back to Cover</a>   |             |

**Minimum pension for the next financial year beginning**

01-Jul-2023

|   | <b>Richard Beardshall</b> | <b>Jennifer Clarke</b>  |
|---|---------------------------|-------------------------|
| Name of members   |                           |                         |
| Account ID (please use M0000X format)                           | <b>Pension 01.07.23</b>   | <b>Pension 01.07.23</b> |
| Age at beginning of next financial year                         | 60                        | 61                      |
| Is this a transition to retirement pension?                     | No                        | No                      |
| Member's account balance at the beginning of the financial year | 678,380.70                | 676,913.41              |
| Account based percentage for next financial year                | 4.0%                      | 4.0%                    |
| Minimum pension amount  | 27,140.00                 | 27,080.00               |
| Maximum pension amount  |                           |                         |

- 1.2 Has the minimum pension requirement been met and paid out correctly?
- 1.3 Was the pension paid consistent with prior years?
- 1.4 Is the pension reversionary?
- 1.5 Does the pension member have a Commonwealth Seniors Health Card?

[Please Select](#)

[Please Select](#)

[Please Select](#)

[Please Select](#)

- 1.6 Was TBAR Reporting update to date? Add Relevant tag in Class Super.

[Please Select](#)

**Creditors**

- 2 & 3 Super fund does not have any creditors apart from tax liabilities (current and deferred) and/or accrued accounting/audit fees.

**Borrowings**

- 4 Reviewed records and reasonably confirm that there were no borrowings that would cause the

---

**BCF Super Fund  
Pension Withdrawal Limits  
For the Period 1 July 2022 to 30 June 2023**

---

|             |                          |                               |             |
|-------------|--------------------------|-------------------------------|-------------|
| Client name | BCF SUPER FUND           | Fin Accounts Prepared by      | JEFFREY NG  |
| Client code | BCFSF (026)              | Date prepared                 | 28-Aug-2023 |
| Year ended  | 30-Jun-2023              | Reviewed by                   |             |
| SRN/HIN     | X0059403397 + SRN        | Date reviewed                 |             |
| Postcode    | 2320 (Old Postcode 2291) | <a href="#">Back to Cover</a> |             |

**1 Benefits (member's balances)**

Reviewed member statements and agreed to financial report  
*Referred to attached Member Benefit Statements*

Yes

**2 Earnings**

Reviewed member statements and confirmed that incomes and expenses have been recorded and allocated correctly to members accounts.

Yes

**3 Reserves**

All earnings were allocated to members accounts. Ensure reserves were permitted and recorded in the financial report in accordance with the trustees' policy.

N/A

**4 Contributions**

Confirmed all contributions received have been allocated to the correct members account. Otherwise must be rejected within 28 days after the end of the month in which it is received. Refer to Schedule N

Yes

**5 External Superannuation Interests**

Do the member(s) have superannuation interests outside of the SMSF?

No

Has this been entered into Class?

N/A

**If No, enter into Class using the following steps: Select "Members" --> "Contribution Caps" --> "Edit" (bottom left corner) --> Under Total Superannuation Balance include it in the accumulation/retirement phase "External" box**

**6 Binding Death Benefit Nominations (BDBNs)**

BDBNs have been reviewed and are still valid?  
*Ensure has been entered into Class Super*

Yes

**Note: Does the trust deed provide for non-lapsing BDBNs? All new and amended Trust Deeds from Patricia Holdings should have this, please check para 51.2.8 or relevant paragraph. Members without dependants should amend their deed immediately)**

**BDBNs can only be left to financial dependants Check trust deed in the event of death of member and there is no binding death nomination**

**Witnesses to the BDBNs should not be trustees or beneficiaries of the super fund i.e. independent**



**BCF Super Fund**  
(ABN: 26 440 992 060)

**Consolidated Member Benefit Totals**

| Period                            | Member Account Details   |
|-----------------------------------|--|
| <b>1 July 2022 - 30 June 2023</b> | Residential Address: 36 Cockatoo Ridge<br>ABERGLASSLYN, NSW 2320 |
| <b>Member</b> Number: BEARDJ0     | Date of Birth: 18 June 1988                                      |
| <b>Mr Jack Beardshall</b>         | Date Joined Fund: 1 July 2006                                    |
|                                   | Eligible Service Date: 1 July 2006                               |
|                                   | Tax File Number Held: Yes  |

*Note: this report provides a consolidated view of the Member's interests in the SMSF  
Refer to the Member Benefit Statements produced for each member account for further details*

**Your Accounts**

|  |                  |
|--|------------------|
| <b>Withdrawal Benefit</b> as at 1 Jul 2022 |                  |
| Accumulation                               | 82,185.97        |
| <b>Total</b> as at 1 Jul 2022              | <b>82,185.97</b> |

|   |                  |
|---|------------------|
| <b>Withdrawal Benefit</b> as at 30 Jun 2023 |                  |
| Accumulation                                | 91,365.28        |
| <b>Total</b> as at 30 Jun 2023              | <b>91,365.28</b> |

**Your Tax Components**

|                   |           |
|-------------------|-----------|
| Tax Free          | 13,150.00 |
| Taxable - Taxed   | 78,215.28 |
| Taxable - Untaxed | -         |

**Your Preservation Components**

|                            |           |
|----------------------------|-----------|
| Preserved                  | 91,365.28 |
| Restricted Non Preserved   | -         |
| Unrestricted Non Preserved | -         |

**Your Insurance Benefits**

No insurance details have been recorded

**Your Beneficiaries**

**Non Lapsing Binding Death Nomination\***

50% to Richard Beardshall (father)  
50% to Jennifer Anne Clark (mother)

\* Nomination in effect from **10 February 2021**

**For Enquiries:**

phone **0292328211**

mail **BCF Super Fund, Suite 7 Level 5 66 Hunter Street, Sydney NSW 2000**

**BCF Super Fund**  
(ABN: 26 440 992 060)

**Member Benefit Statement**

| Period                            | Member Account Details   |
|-----------------------------------|--|
| <b>1 July 2022 - 30 June 2023</b> | Residential Address: 36 Cockatoo Ridge<br>ABERGLASSLYN, NSW 2320 |
| <b>Member</b> Number: BEARDJ0     | Date of Birth: 18 June 1988                                      |
| <b>Mr Jack Beardshall</b>         | Date Joined Fund: 1 July 2006                                    |
| <b>Accumulation Account</b>       | Eligible Service Date: 1 July 2006                               |
| <b>Accumulation</b>               | Tax File Number Held: Yes  |
|                                   | Account Start Date: 1 July 2006                                  |

| Your Account Summary   | Your Tax Components                                 |
|--|---|
| <b>Withdrawal Benefit</b> as at 1 Jul 2022 <b>82,185.97</b>  | Tax Free 14.3928 % 13,150.00                        |
| <i>Increases to your account:</i>                            | Taxable - Taxed 78,215.28                           |
| Employer Contributions 198.85                                | Taxable - Untaxed -                                 |
| Member Contributions 2,000.00                                | <b>Your Preservation Components</b>                 |
| Share Of Net Fund Income 7,197.41                            | Preserved 91,365.28                                 |
| <u>Total Increases</u> 9,396.26                              | Restricted Non Preserved -                          |
| <i>Decreases to your account:</i>                            | Unrestricted Non Preserved -                        |
| Contributions Tax 29.83                                      | <b>Your Insurance Benefits</b>                      |
| Tax on Net Fund Income 187.12                                | No insurance details have been recorded             |
| <u>Total Decreases</u> 216.95                                | <b>Your Beneficiaries</b>                           |
| <b>Withdrawal Benefit</b> as at 30 Jun 2023 <b>91,365.28</b> | <b>Non Lapsing Binding Death Nomination*</b>        |
|  | 50% to Richard Beardshall (father)                  |
|  | 50% to Jennifer Anne Clark (mother)                 |
|  | * Nomination in effect from <b>10 February 2021</b> |

## Trustees

The Trustees of the Fund are as follows:

Jack Beardshall,  
Jennifer Clarke and  
Richard Beardshall

## Availability of Other Fund Information

Additional information regarding your membership is available on request. What your Fund can do is governed by the provisions of its Trust Deed, which is available for inspection. If you require further information or clarification of any aspect of your membership of the Fund, please contact your Fund's Administrator or Trustees.

## Trustees Disclaimer

This statement has been prepared by the Trustees for the member whose name appears at the top of this statement. While every effort has been made by the Trustees to ensure the accuracy and completeness of this statement, the Trustees do not accept any liability for any errors, omissions or misprints.

Signed on behalf of the Trustees of the Fund

.....  
Jack Beardshall  
Trustee

.....  
Jennifer Clarke  
Trustee

.....  
Richard Beardshall  
Trustee

Statement Date: 30 June 2023

**BCF Super Fund**  
(ABN: 26 440 992 060)

**Consolidated Member Benefit Totals**

| Period                            | Member Account Details   |
|-----------------------------------|--|
| <b>1 July 2022 - 30 June 2023</b> | Residential Address: 36 Cockatoo Ridge<br>ABERGLASSLYN, NSW 2320 |
| <b>Member</b> Number: BEARDR1     | Date of Birth: 4 May 1963  |
| <b>Mr Richard Beardshall</b>      | Date Joined Fund: 20 December 2000                               |
|                                   | Eligible Service Date: 20 December 2000                          |
|                                   | Tax File Number Held: Yes  |

*Note: this report provides a consolidated view of the Member's interests in the SMSF  
Refer to the Member Benefit Statements produced for each member account for further details*

**Your Accounts**

|   |                   |
|---|-------------------|
| <b>Withdrawal Benefit</b> as at 1 Jul 2022  |                   |
| Accumulation                                | 625,185.12        |
| <b>Total</b> as at 1 Jul 2022               | <b>625,185.12</b> |
| <b>Withdrawal Benefit</b> as at 30 Jun 2023 |                   |
| Accumulation                                | 678,014.28        |
| <b>Total</b> as at 30 Jun 2023              | <b>678,014.28</b> |

**Your Tax Components**

|                   |            |
|-------------------|------------|
| Tax Free          | 90,075.16  |
| Taxable - Taxed   | 587,939.12 |
| Taxable - Untaxed | -          |

**Your Preservation Components**

|                            |            |
|----------------------------|------------|
| Preserved                  | -          |
| Restricted Non Preserved   | -          |
| Unrestricted Non Preserved | 678,014.28 |

**Your Insurance Benefits**

No insurance details have been recorded

**Your Beneficiaries**

**Non Lapsing Binding Death Nomination\***

100% to Jennifer Anne Clarke

\* Nomination in effect from **10 February 2021**

**For Enquiries:**

phone **0292328211**

mail **BCF Super Fund, Suite 7 Level 5 66 Hunter Street, Sydney NSW 2000**

**BCF Super Fund**  
(ABN: 26 440 992 060)

**Member Benefit Statement**

| Period                            | Member Account Details   |
|-----------------------------------|--|
| <b>1 July 2022 - 30 June 2023</b> | Residential Address: 36 Cockatoo Ridge<br>ABERGLASSLYN, NSW 2320 |
| <b>Member</b> Number: BEARDR1     | Date of Birth: 4 May 1963  |
| <b>Mr Richard Beardshall</b>      | Date Joined Fund: 20 December 2000                               |
| <b>Accumulation Account</b>       | Eligible Service Date: 20 December 2000                          |
| <b>Accumulation</b>               | Tax File Number Held: Yes  |
|                                   | Account Start Date: 20 December 2000                             |

| Your Account Summary                        |                   | Your Tax Components                                 |                     |
|---|-------------------|---|---------------------|
| <b>Withdrawal Benefit</b> as at 1 Jul 2022  | <b>625,185.12</b> | Tax Free  | 13.2851 % 90,075.16 |
| <i>Increases to your account:</i>           |                   | Taxable - Taxed                                     | 587,939.12          |
| Member Contributions                        | 13,750.00         | Taxable - Untaxed                                   | -                   |
| Share Of Net Fund Income                    | 53,533.10         | <b>Your Preservation Components</b>                 |                     |
| <u>Total Increases</u>                      | <u>67,283.10</u>  | Preserved   | -                   |
| <i>Decreases to your account:</i>           |                   | Restricted Non Preserved                            | -                   |
| Contributions Tax                           | 2,062.50          | Unrestricted Non Preserved                          | 678,014.28          |
| Rollovers Out                               | 11,000.00         | <b>Your Insurance Benefits</b>                      |                     |
| Tax on Net Fund Income                      | 1,391.44          | No insurance details have been recorded             |                     |
| <u>Total Decreases</u>                      | <u>14,453.94</u>  | <b>Your Beneficiaries</b>                           |                     |
| <b>Withdrawal Benefit</b> as at 30 Jun 2023 | <b>678,014.28</b> | <b>Non Lapsing Binding Death Nomination*</b>        |                     |
|   |                   | 100% to Jennifer Anne Clarke                        |                     |
|   |                   | * Nomination in effect from <b>10 February 2021</b> |                     |

## Trustees

The Trustees of the Fund are as follows:

Jack Beardshall,  
Jennifer Clarke and  
Richard Beardshall

## Availability of Other Fund Information

Additional information regarding your membership is available on request. What your Fund can do is governed by the provisions of its Trust Deed, which is available for inspection. If you require further information or clarification of any aspect of your membership of the Fund, please contact your Fund's Administrator or Trustees.

## Trustees Disclaimer

This statement has been prepared by the Trustees for the member whose name appears at the top of this statement. While every effort has been made by the Trustees to ensure the accuracy and completeness of this statement, the Trustees do not accept any liability for any errors, omissions or misprints.

Signed on behalf of the Trustees of the Fund

.....  
Jack Beardshall  
Trustee

.....  
Jennifer Clarke  
Trustee

.....  
Richard Beardshall  
Trustee

Statement Date: 30 June 2023

**BCF Super Fund**  
(ABN: 26 440 992 060)

**Consolidated Member Benefit Totals**

| Period                            | Member Account Details   |
|-----------------------------------|--|
| <b>1 July 2022 - 30 June 2023</b> | Residential Address: 36 Cockatoo Ridge<br>ABERGLASSLYN, NSW 2320   |
| <b>Member</b> Number: CLARKJ0     | Date of Birth: 2 September 1961<br>Date Joined Fund: 20 December 2000<br>Eligible Service Date: 20 December 2000 |
| <b>Mrs Jennifer Clarke</b>        | Tax File Number Held: Yes  |

*Note: this report provides a consolidated view of the Member's interests in the SMSF  
Refer to the Member Benefit Statements produced for each member account for further details*

**Your Accounts**

|  |                   |
|--|-------------------|
| <b>Withdrawal Benefit</b> as at 1 Jul 2022 |                   |
| Accumulation                               | 602,507.35        |
| <b>Total</b> as at 1 Jul 2022              | <b>602,507.35</b> |

|   |                   |
|---|-------------------|
| <b>Withdrawal Benefit</b> as at 30 Jun 2023 |                   |
| Accumulation                                | 677,279.73        |
| <b>Total</b> as at 30 Jun 2023              | <b>677,279.73</b> |

**Your Tax Components**

|                   |            |
|-------------------|------------|
| Tax Free          | 115,000.00 |
| Taxable - Taxed   | 562,279.73 |
| Taxable - Untaxed | -          |

**Your Preservation Components**

|                            |            |
|----------------------------|------------|
| Preserved                  | -          |
| Restricted Non Preserved   | -          |
| Unrestricted Non Preserved | 677,279.73 |

**Your Insurance Benefits**

No insurance details have been recorded

**Your Beneficiaries**

**Non Lapsing Binding Death Nomination\***

100% to Richard Beardshall

\* Nomination in effect from **10 February 2021**

**For Enquiries:**

phone **0292328211**

mail **BCF Super Fund, Suite 7 Level 5 66 Hunter Street, Sydney NSW 2000**

**BCF Super Fund**  
(ABN: 26 440 992 060)

**Member Benefit Statement**

|                                   |  |
|-----------------------------------|--|
| <b>Period</b>                     | <b>Member Account Details</b>                                    |
| <b>1 July 2022 - 30 June 2023</b> | Residential Address: 36 Cockatoo Ridge<br>ABERGLASSLYN, NSW 2320 |
| <b>Member</b> Number: CLARKJ0     | Date of Birth: 2 September 1961                                  |
| <b>Mrs Jennifer Clarke</b>        | Date Joined Fund: 20 December 2000                               |
| <b>Accumulation Account</b>       | Eligible Service Date: 20 December 2000                          |
| <b>Accumulation</b>               | Tax File Number Held: Yes  |
|                                   | Account Start Date: 20 December 2000                             |

| <b>Your Account Summary</b>                 |                          | <b>Your Tax Components</b>                          |                      |
|---|--------------------------|---|----------------------|
| <b>Withdrawal Benefit</b> as at 1 Jul 2022  | <b>602,507.35</b>        | Tax Free  | 16.9797 % 115,000.00 |
| <u>Increases to your account:</u>           |                          | Taxable - Taxed                                     | 562,279.73           |
| Member Contributions                        | 13,750.00                | Taxable - Untaxed                                   | -                    |
| Rollovers In                                | 11,000.00                | <b>Your Preservation Components</b>                 |                      |
| Share Of Net Fund Income                    | 53,474.84                | Preserved   | -                    |
| <u>Total Increases</u>                      | <u>78,224.84</u>         | Restricted Non Preserved                            | -                    |
| <u>Decreases to your account:</u>           |                          | Unrestricted Non Preserved                          | 677,279.73           |
| Contributions Tax                           | 2,062.50                 | <b>Your Insurance Benefits</b>                      |                      |
| Tax on Net Fund Income                      | 1,389.96                 | No insurance details have been recorded             |                      |
| <u>Total Decreases</u>                      | <u>3,452.46</u>          | <b>Your Beneficiaries</b>                           |                      |
| <b>Withdrawal Benefit</b> as at 30 Jun 2023 | <b><u>677,279.73</u></b> | <b>Non Lapsing Binding Death Nomination*</b>        |                      |
|   |                          | 100% to Richard Beardshall                          |                      |
|   |                          | * Nomination in effect from <b>10 February 2021</b> |                      |



## Trustees

The Trustees of the Fund are as follows:

Jack Beardshall,  
Jennifer Clarke and  
Richard Beardshall

## Availability of Other Fund Information

Additional information regarding your membership is available on request. What your Fund can do is governed by the provisions of its Trust Deed, which is available for inspection. If you require further information or clarification of any aspect of your membership of the Fund, please contact your Fund's Administrator or Trustees.

## Trustees Disclaimer

This statement has been prepared by the Trustees for the member whose name appears at the top of this statement. While every effort has been made by the Trustees to ensure the accuracy and completeness of this statement, the Trustees do not accept any liability for any errors, omissions or misprints.

Signed on behalf of the Trustees of the Fund

.....  
Jack Beardshall  
Trustee

.....  
Jennifer Clarke  
Trustee

.....  
Richard Beardshall  
Trustee

Statement Date: 30 June 2023

## BCF Super Fund

### Members Summary Report - For the period 1/07/2022 to 30/06/2023

| Member's Detail                            | Opening<br>Balance | Increases |            |            |             | Decreases  |      |             |             |             | Closing<br>Balance |
|--|--------------------|-----------|------------|------------|-------------|------------|------|-------------|-------------|-------------|--------------------|
|  |                    | Contrib   | Tran<br>In | Profit     | Ins<br>Proc | Tax        | Exp  | Ins<br>Prem | Tran<br>Out | Ben<br>Paid |                    |
| <b>Mr Jack Beardshall</b>                  |                    |           |            |            |             |            |      |             |             |             |                    |
| 36 Cockatoo Ridge<br>ABERGLASSLYN NSW 2320 |                    |           |            |            |             |            |      |             |             |             |                    |
| Accumulation <b>Accumulation</b>           | 82,185.97          | 2,198.85  | 0.00       | 7,197.41   | 0.00        | (216.95)   | 0.00 | 0.00        | 0.00        | 0.00        | 91,365.28          |
|  | 82,185.97          | 2,198.85  | 0.00       | 7,197.41   | 0.00        | (216.95)   | 0.00 | 0.00        | 0.00        | 0.00        | 91,365.28          |
| <b>Mr Richard Beardshall</b>               |                    |           |            |            |             |            |      |             |             |             |                    |
| 36 Cockatoo Ridge<br>ABERGLASSLYN NSW 2320 |                    |           |            |            |             |            |      |             |             |             |                    |
| Accumulation <b>Accumulation</b>           | 625,185.12         | 13,750.00 | 0.00       | 53,533.10  | 0.00        | (3,453.94) | 0.00 | 0.00        | (11,000.00) | 0.00        | 678,014.28         |
|  | 625,185.12         | 13,750.00 | 0.00       | 53,533.10  | 0.00        | (3,453.94) | 0.00 | 0.00        | (11,000.00) | 0.00        | 678,014.28         |
| <b>Mrs Jennifer Clarke</b>                 |                    |           |            |            |             |            |      |             |             |             |                    |
| 36 Cockatoo Ridge<br>ABERGLASSLYN NSW 2320 |                    |           |            |            |             |            |      |             |             |             |                    |
| Accumulation <b>Accumulation</b>           | 602,507.35         | 13,750.00 | 11,000.00  | 53,474.84  | 0.00        | (3,452.46) | 0.00 | 0.00        | 0.00        | 0.00        | 677,279.73         |
|  | 602,507.35         | 13,750.00 | 11,000.00  | 53,474.84  | 0.00        | (3,452.46) | 0.00 | 0.00        | 0.00        | 0.00        | 677,279.73         |
|  | 1,309,878.44       | 29,698.85 | 11,000.00  | 114,205.35 | 0.00        | (7,123.35) | 0.00 | 0.00        | (11,000.00) | 0.00        | 1,446,659.29       |

|                    |                          |                                 |  |             |
|--------------------|--------------------------|---------------------------------|--|-------------|
| <b>Client name</b> | BCF SUPER FUND           | <b>Fin Accounts Prepared by</b> |  | JEFFREY NG  |
| <b>Client code</b> | BCFSF (026)              | <b>Date prepared</b>            |  | 29-Aug-2023 |
| <b>Year ended</b>  | 30/06/2023               | <b>Reviewed by</b>              |  |             |
| <b>SRN/HIN</b>     | X0059403397 + SRN        | <b>Date reviewed</b>            |  |             |
| <b>Postcode</b>    | 2320 (Old Postcode 2291) | <a href="#">Back to Cover</a>   |  |             |

**1 Contributions**

Did the Super Fund receive any contributions during the financial year? Yes

For contributions received during the financial year, confirmed that contributions were received and allocated correctly to members' account and that where conditions of acceptance are not met, contributions have been rejected within allowed timeframe.

Where applicable, ensure s290-170 deduction notices are dated prior to commencement of pension (e.g. if there are deducted contributions made during the year and those contributions are rolled into a pension that same financial year, the contribution notices must be dated before the commencement date of the pension)

**2 Analysis of Employer Contributions**

Analytical review (10.5% of Wages and Salary or up to the annual maximum contribution base)

|   | Richard   | Jennifer  | Jack      |
|---|-----------|-----------|-----------|
| Wages and Salary  |           |           |           |
| Super Guarantee Rate  | 10.50%    | 10.50%    | 10.50%    |
| Compulsory employer contribution                            | -         | -         | -         |
| Contribution received by super fund                         | -         | -         | 198.85    |
| Maximum Contribution Base is (minimum required by employer) | 25,292.40 | 25,292.40 | 25,292.40 |

Confirmed with the employer the total contributions received by the super fund is correct and have been allocated correctly to individual member's account. Yes

**3 Conditions of Acceptance**

|   | Richard   | Jennifer  | Jack       |
|---|-----------|-----------|------------|
| Member's date of birth                        | 4/05/1963 | 2/09/1961 | 18/06/1988 |
| Member's age at the end of the financial year | 60        | 59        | 35         |

**Concessional Contribution (CC)**

Does the member have super balance below \$500,000 in the financial year ending 30 Jun 2022 No No Yes

|   |           |           |           |
|---|-----------|-----------|-----------|
| Member's concessional contribution cap is                               |           |           | 25,000.00 |
| Concessional contribution received in financial year ending 30 Jun 2019 |           |           |           |
| Member's concessional contribution cap is                               |           |           | 25,000.00 |
| Concessional contribution received in financial year ending 30 Jun 2020 |           |           |           |
| Member's concessional contribution cap is                               |           |           | 25,000.00 |
| Concessional contribution received in financial year ending 30 Jun 2021 |           |           |           |
| Member's concessional contribution cap is                               |           |           | 27,500.00 |
| Concessional contribution received in financial year ending 30 Jun 2022 |           |           |           |
| Member's concessional contribution cap is                               | 27,500.00 | 27,500.00 | 27,500.00 |
| Concessional contribution received in financial year ending 30 Jun 2023 | 13,750.00 | 13,750.00 | 198.85    |



**SMSF AUDIT WORKPAPERS - Contributions**

**N**

|                    |                          |                                 |  |             |
|--------------------|--------------------------|---------------------------------|--|-------------|
| <b>Client name</b> | BCF SUPER FUND           | <b>Fin Accounts Prepared by</b> |  | JEFFREY NG  |
| <b>Client code</b> | BCFSF (026)              | <b>Date prepared</b>            |  | 29-Aug-2023 |
| <b>Year ended</b>  | 30/06/2023               | <b>Reviewed by</b>              |  |             |
| <b>SRN/HIN</b>     | X0059403397 + SRN        | <b>Date reviewed</b>            |  |             |
| <b>Postcode</b>    | 2320 (Old Postcode 2291) | <a href="#">Back to Cover</a>   |  |             |

Unused concessional cap carry forward contributions

Total unused available cap carried forward to the financial year ending 30 Jun 2024

**Non-Concessional Contribution (NCC)**

|  |                  |                  |                 |
|--|------------------|------------------|-----------------|
| Member's non-concessional contribution cap is                                      | 110,000.00       | 110,000.00       | 110,000.00      |
| Non-concessional contribution in the financial year ending 30 Jun 2023             |                  |                  | 2,000.00        |
| Non-concessional contribution in the financial year ending 30 Jun 2022             |                  | 3,000.00         | 3,000.00        |
| Non-concessional contribution in the financial year ending 30 Jun 2021             | 50,000.00        |                  |                 |
| <b>Total non-concessional contribution in the current FY and the prior 2 years</b> | <b>50,000.00</b> | <b>50,000.00</b> | <b>5,000.00</b> |
|  | -                |                  | -               |

Did the member bring forward contributions prior to 30 June 2023?

|    |    |    |
|----|----|----|
| No | No | No |
|----|----|----|

|     |
|-----|
| Yes |
|-----|

Have the members satisfy conditions of acceptance listed below

- Under 67** - all contributions can be accepted
- Age 67 - 75**
- Over 75**

|   |                    |                    |                    |
|---|--------------------|--------------------|--------------------|
| <b>Concessional Contributions Cap</b><br>FY2022 all ages \$27,500   | 27,500             | 27,500             | 27,500             |
| <b>Non-Concessional Contributions Cap</b><br>FY2022 \$110,000 (for aged under 74, work test no longer needed from 1 July 2022)<br>Bring Forward 3 years for 75 and under (FY2022 depending on total superannuation balance)<br>If the member turned 67 during the year, can only bring forward two years. | 110,000<br>330,000 | 110,000<br>330,000 | 110,000<br>330,000 |

**Changes to Non-Concessional Contributions Cap from 1 July 2022**

|  |                  |  |                                 |
|--|------------------|--|---------------------------------|
| <u>Total superannuation balance</u><br>at 30 June of the previous financial year | Less than \$1.7m |  | Greater than or equal to \$1.7m |
| Non-concessional contributions cap   | 110,000          |  | Nil                             |

|  |   |  |                      |
|--|---|--|----------------------|
| <u>Bring forward rules</u><br>Total superannuation balance on 30 June 2022 | Max non-concessional contributions cap for the first year |  | Bring-forward period |
| Less than \$1.48m  | 330,000   |  | 3 years              |
| \$1.48m to less than \$1.59m   | 220,000   |  | 2 years              |
| \$1.59m to less than \$1.7m  | 110,000   |  | No-bring-forward     |

|                    |                          |                                 |  |             |
|--------------------|--------------------------|---------------------------------|--|-------------|
| <b>Client name</b> | BCF SUPER FUND           | <b>Fin Accounts Prepared by</b> |  | JEFFREY NG  |
| <b>Client code</b> | BCFSF (026)              | <b>Date prepared</b>            |  | 29-Aug-2023 |
| <b>Year ended</b>  | 30/06/2023               | <b>Reviewed by</b>              |  |             |
| <b>SRN/HIN</b>     | X0059403397 + SRN        | <b>Date reviewed</b>            |  |             |
| <b>Postcode</b>    | 2320 (Old Postcode 2291) | <a href="#">Back to Cover</a>   |  |             |

|        |     |     |
|--------|-----|-----|
| \$1.7m | Nil | N/A |
|--------|-----|-----|

**4 Transfer In**

Obtained a copy of the rollover statement  
 Confirmed that where applicable all transfers/rollovers have been recorded correctly ensuring that benefits characteristics are maintained and there were no other issues in relation to any benefits transferred/rolled over during the year

**5 Contributions Splitting**

Was spouse splitting applicable during the year? **Confirm with AJB and clients**

|     |
|-----|
| Yes |
|-----|

Ensure the trust deed allows for contribution splitting  
 Ensure spouse meet conditions for splitting, either:  
 - less than their preservation age **or**  
 - between preservation age and 65 years and not retired  
 Ensure contributions splitting application is completed correctly prior to processing  
 Check amounts are consistent with prior year and ensure benefit paid and rollover statements are attached to workpapers

**6 Recontribution Strategy**

Have you considered a re-contribution strategy for members of this fund?  
 \* Work-test requirement for members aged 67 or over for Non-concessional contributions  
 \* Members currently receiving transition to retirement pension - need to consider cost and benefits of this strategy  
 \* Tax-free and taxable components (less attractive if current tax-free component is already high)

|     |
|-----|
| N/A |
|-----|

Summarise your decision below:

**BCF Super Fund**  
**Contribution Caps**  
**For the Period From 1 July 2022 to 30 June 2023**

**Mr Jack Beardshall**

**Date of Birth:** 18 Jun 1988  
**Age:** 35 (at 30/06/2023)  
**Status:** Member may be eligible for the bring forward rule, certain conditions apply

**Contributions Summary**

| <b>Prior Year Contributions</b>                          |             | <b>Non-Concessional</b> |                         |
|--|-------------|-------------------------|-------------------------|
| Contributions for the previous 2 years are not confirmed |             |                         | Unknown                 |
| 3-year cap in effect from previous years                 |             |                         | Unknown                 |
| Total non-concessional contributions in previous 2 years |             |                         | Unknown                 |
| <b>Current Year Contributions</b>                        | <b>Note</b> | <b>Concessional</b>     | <b>Non-Concessional</b> |
| Caps   | 1           | 27,500.00               | 110,000.00              |
| Cumulative Available Unused Cap                          | 2           | 94,825.00               | 0.00                    |
| Contributions made (to this fund)                        | 3           | 198.85                  | 2,000.00                |
| Contributions made (to other funds)                      |             | 0.00                    | 0.00                    |
| Contributions as allocated                               |             | 198.85                  | 2,000.00                |
| Amount above caps  | 4           | 0.00                    | 0.00                    |
| Available  |             | 122,126.15              | 108,000.00              |

**Notes**

- 1 . Non-concessional cap shown does NOT take prior year 'Bring Forward Rule' usage into account
- 2 . Member may be eligible to make catch-up concessional contributions
- 3 . Excludes any unmatched deposits
- 4 . Any excess concessional contributions are treated as non-concessional

**Contributions Breakdown**

| <u>Income Type</u>     | <u>Contribution Type</u>                | <u>Amount</u>   |
|------------------------|---|-----------------|
| <b>Concessional</b>    | Employer                                | 198.85          |
|                        | Personal                                | 0.00            |
|                        | Family and friends                      | 0.00            |
|                        | Foreign superannuation fund             | 0.00            |
|                        | Transfers from reserve                  | 0.00            |
|                        | <b>Contributions as allocated</b>       | <b>198.85</b>   |
| <b>NonConcessional</b> | Personal                                | 2,000.00        |
|                        | Spouse                                  | 0.00            |
|                        | Child                                   | 0.00            |
|                        | Transfers from reserve                  | 0.00            |
|                        | Foreign superannuation fund             | 0.00            |
|                        | <b>Contributions as allocated</b>       | <b>2,000.00</b> |
| <b>Other</b>           | CGT small business 15-year exemption    | 0.00            |
|                        | CGT small business retirement exemption | 0.00            |
|                        | Government Co-Contributions             | 0.00            |
|                        | Directed termination payment (taxed)    | 0.00            |
|                        | Directed termination payment (untaxed)  | 0.00            |
|                        | Personal injury election                | 0.00            |
|                        | Downsizer Contribution                  | 0.00            |
|                        | COVID-19 Re-Contribution                | 0.00            |
|                        | <b>Total Other contributions</b>        | <b>0.00</b>     |

**Transactions**

| <b>Date</b> | <b>Contribution Type</b> | <b>Concessional</b> | <b>Non-Concessional</b> | <b>Other</b> | <b>Source</b> |
|-------------|--------------------------|---------------------|-------------------------|--------------|---------------|
| 01/11/2022  | Personal                 |                     | 2,000.00                |              | manual        |
| 04/05/2023  | Employer Mandated        | 198.85              |                         |              | smsdataflow   |
|             | <b>Totals:</b>           | <b>198.85</b>       | <b>2,000.00</b>         |              |               |

**BCF Super Fund**  
**Contribution Caps**  
**For the Period From 1 July 2022 to 30 June 2023**

**Mr Richard Beardshall**

**Date of Birth:** 04 May 1963  
**Age:** 60 (at 30/06/2023)  
**Status:** Member may be eligible for the bring forward rule, certain conditions apply

**Contributions Summary**

| <b>Prior Year Contributions</b>                          |             | <b>Non-Concessional</b> |                         |
|--|-------------|-------------------------|-------------------------|
| Contributions for the previous 2 years are not confirmed |             |                         |                         |
| 3-year cap in effect from previous years                 |             | Unknown                 |                         |
| Total non-concessional contributions in previous 2 years |             | Unknown                 |                         |
| <b>Current Year Contributions</b>                        | <b>Note</b> | <b>Concessional</b>     | <b>Non-Concessional</b> |
| Caps   | 1           | 27,500.00               | 110,000.00              |
| Cumulative Available Unused Cap                          | 2           | 0.00                    | 0.00                    |
| Contributions made (to this fund)                        | 3           | 13,750.00               | 0.00                    |
| Contributions made (to other funds)                      |             | 0.00                    | 0.00                    |
| Contributions as allocated                               |             | 13,750.00               | 0.00                    |
| Amount above caps  | 4           | 0.00                    | 0.00                    |
| Available  |             | 13,750.00               | 110,000.00              |

**Notes**

- 1 . Non-concessional cap shown does NOT take prior year 'Bring Forward Rule' usage into account
- 2 . Total Superannuation Balance was \$500,000 or more at 30 June 2022, member not eligible to make catch-up concessional contributions
- 3 . Excludes any unmatched deposits
- 4 . Any excess concessional contributions are treated as non-concessional

**Contributions Breakdown**

| <u>Income Type</u>     | <u>Contribution Type</u>                | <u>Amount</u>    |
|------------------------|---|------------------|
| <b>Concessional</b>    | Employer                                | 0.00             |
|                        | Personal                                | 13,750.00        |
|                        | Family and friends                      | 0.00             |
|                        | Foreign superannuation fund             | 0.00             |
|                        | Transfers from reserve                  | 0.00             |
|                        | <b>Contributions as allocated</b>       | <b>13,750.00</b> |
| <b>NonConcessional</b> | Personal                                | 0.00             |
|                        | Spouse                                  | 0.00             |
|                        | Child                                   | 0.00             |
|                        | Transfers from reserve                  | 0.00             |
|                        | Foreign superannuation fund             | 0.00             |
|                        | <b>Contributions as allocated</b>       | <b>0.00</b>      |
| <b>Other</b>           | CGT small business 15-year exemption    | 0.00             |
|                        | CGT small business retirement exemption | 0.00             |
|                        | Government Co-Contributions             | 0.00             |
|                        | Directed termination payment (taxed)    | 0.00             |
|                        | Directed termination payment (untaxed)  | 0.00             |
|                        | Personal injury election                | 0.00             |
|                        | Downsizer Contribution                  | 0.00             |
|                        | COVID-19 Re-Contribution                | 0.00             |
|                        | <b>Total Other contributions</b>        | <b>0.00</b>      |

**Transactions**

| <b>Date</b> | <b>Contribution Type</b> | <b>Concessional</b> | <b>Non-Concessional</b> | <b>Other</b> | <b>Source</b> |
|-------------|--------------------------|---------------------|-------------------------|--------------|---------------|
| 01/07/2022  | Personal                 | 3,437.50            |                         |              | manual        |
| 05/10/2022  | Personal                 | 3,437.50            |                         |              | manual        |
| 09/01/2023  | Personal                 | 3,437.50            |                         |              | manual        |
| 03/04/2023  | Personal                 | 3,437.50            |                         |              | manual        |

---

**BCF Super Fund**  
**Contribution Caps**  
**For the Period From 1 July 2022 to 30 June 2023**

---

**Mr Richard Beardshall**

---

|                |                  |
|----------------|------------------|
| <b>Totals:</b> | <b>13,750.00</b> |
|----------------|------------------|



**BCF Super Fund**  
**Contribution Caps**  
**For the Period From 1 July 2022 to 30 June 2023**

**Mrs Jennifer Clarke**

**Date of Birth:** 02 Sep 1961  
**Age:** 61 (at 30/06/2023)  
**Status:** Member may be eligible for the bring forward rule, certain conditions apply

**Contributions Summary**

| <b>Prior Year Contributions</b>                          |             | <b>Non-Concessional</b> |                         |
|--|-------------|-------------------------|-------------------------|
| Contributions for the previous 2 years are not confirmed |             |                         | Unknown                 |
| 3-year cap in effect from previous years                 |             |                         | Unknown                 |
| Total non-concessional contributions in previous 2 years |             |                         | Unknown                 |
| <b>Current Year Contributions</b>                        | <b>Note</b> | <b>Concessional</b>     | <b>Non-Concessional</b> |
| Caps   | 1           | 27,500.00               | 110,000.00              |
| Cumulative Available Unused Cap                          | 2           | 0.00                    | 0.00                    |
| Contributions made (to this fund)                        | 3           | 13,750.00               | 0.00                    |
| Contributions made (to other funds)                      |             | 0.00                    | 0.00                    |
| Contributions as allocated                               |             | 13,750.00               | 0.00                    |
| Amount above caps  | 4           | 0.00                    | 0.00                    |
| Available  |             | 13,750.00               | 110,000.00              |

**Notes**

- 1 . Non-concessional cap shown does NOT take prior year 'Bring Forward Rule' usage into account
- 2 . Total Superannuation Balance was \$500,000 or more at 30 June 2022, member not eligible to make catch-up concessional contributions
- 3 . Excludes any unmatched deposits
- 4 . Any excess concessional contributions are treated as non-concessional

**Contributions Breakdown**

| <u>Income Type</u>     | <u>Contribution Type</u>                | <u>Amount</u>    |
|------------------------|---|------------------|
| <b>Concessional</b>    | Employer                                | 0.00             |
|                        | Personal                                | 13,750.00        |
|                        | Family and friends                      | 0.00             |
|                        | Foreign superannuation fund             | 0.00             |
|                        | Transfers from reserve                  | 0.00             |
|                        | <b>Contributions as allocated</b>       | <b>13,750.00</b> |
| <b>NonConcessional</b> | Personal                                | 0.00             |
|                        | Spouse                                  | 0.00             |
|                        | Child                                   | 0.00             |
|                        | Transfers from reserve                  | 0.00             |
|                        | Foreign superannuation fund             | 0.00             |
|                        | <b>Contributions as allocated</b>       | <b>0.00</b>      |
| <b>Other</b>           | CGT small business 15-year exemption    | 0.00             |
|                        | CGT small business retirement exemption | 0.00             |
|                        | Government Co-Contributions             | 0.00             |
|                        | Directed termination payment (taxed)    | 0.00             |
|                        | Directed termination payment (untaxed)  | 0.00             |
|                        | Personal injury election                | 0.00             |
|                        | Downsizer Contribution                  | 0.00             |
|                        | COVID-19 Re-Contribution                | 0.00             |
|                        | <b>Total Other contributions</b>        | <b>0.00</b>      |

**Transactions**

| <b>Date</b> | <b>Contribution Type</b> | <b>Concessional</b> | <b>Non-Concessional</b> | <b>Other</b> | <b>Source</b> |
|-------------|--------------------------|---------------------|-------------------------|--------------|---------------|
| 01/07/2022  | Personal                 | 3,437.50            |                         |              | manual        |
| 05/10/2022  | Personal                 | 3,437.50            |                         |              | manual        |
| 09/01/2023  | Personal                 | 3,437.50            |                         |              | manual        |
| 03/04/2023  | Personal                 | 3,437.50            |                         |              | manual        |

---

**BCF Super Fund**  
**Contribution Caps**  
**For the Period From 1 July 2022 to 30 June 2023**

---

**Mrs Jennifer Clarke**

---

|                |                  |
|----------------|------------------|
| <b>Totals:</b> | <b>13,750.00</b> |
|----------------|------------------|

|                    |                          |                                 |             |
|--------------------|--------------------------|---------------------------------|-------------|
| <b>Client name</b> | BCF SUPER FUND           | <b>Fin Accounts Prepared by</b> | JEFFREY NG  |
| <b>Client code</b> | BCFSF (026)              | <b>Date prepared</b>            | 28-Aug-2023 |
| <b>Year ended</b>  | 30-Jun-2023              | <b>Reviewed by</b>              |             |
| <b>SRN/HIN</b>     | X0059403397 + SRN        | <b>Date reviewed</b>            |             |
| <b>Postcode</b>    | 2320 (Old Postcode 2291) | <a href="#">Back to Cover</a>   |             |

**Objective** To ensure revenues are correctly recorded and exist

**Procedure** Randomly sampled items of revenue and checked with source documents, GL and bank statements

| Date       | Type | Company | Amount   | Bank Statement |
|------------|------|---------|----------|----------------|
| 13/04/2023 | Div  | HM1     | 5,737.50 | 5,737.50       |
| 5/05/2023  | Div  | TGF     | 5,000.00 | 5,000.00       |
| 30/06/2023 | Dist | OPH     | 5,574.69 | 5,574.69       |
|            |      |         |          | -              |
|            |      |         |          | -              |
|            |      |         |          | -              |
|            |      |         |          | -              |

\*Attach sampled source documents

|   |           |
|---|-----------|
| Total Value of Sample   | 16,312.19 |
| Total Revenue (Excl Realised & Unrealised CG + Contributions) | 36,766.79 |
| Percentage of Sample  | 44.37%    |

- 1 Correct measurement and recording of unrealised gains on changes in the net market value in accordance with AAS25.

Unrecorded revenues eg trust distributions - checked distribution statements for unrecorded income  
Checked dividends declared with dividends received. Agreed to external confirmations.  
Ensure that earnings were allocated using member weighted balances.

- 2 Confirmed that income is net of tax when appropriate.
- 3 Confirmed that income was earned on an arm's length basis.

**BCF Super Fund**  
**Investment Income Comparison Report**  
**For the period 1 July 2022 to 30 June 2023**

| Payment Date   | Income Type | Ledger Data     |                 | Diff * | Announcement Data |                |                 |                 |                 |
|--|-------------|-----------------|-----------------|--------|-------------------|----------------|-----------------|-----------------|-----------------|
|  |             | Total Income    | Tax Credits+    |        | Quantity          | Held < 45 Days | Amount Per Unit | Total Income    | Tax Credits+    |
| <b>Cash At Bank</b>  |             |                 |                 |        |                   |                |                 |                 |                 |
| <b>606: NAB Cash Manager</b>                                   |             |                 |                 |        |                   |                |                 |                 |                 |
| 29/07/2022   | Interest    | 2.22            | 0.00            |        |                   |                |                 |                 |                 |
| 31/08/2022   | Interest    | 9.32            | 0.00            |        |                   |                |                 |                 |                 |
| 30/09/2022   | Interest    | 15.20           | 0.00            |        |                   |                |                 |                 |                 |
| 31/10/2022   | Interest    | 36.48           | 0.00            |        |                   |                |                 |                 |                 |
| 30/11/2022   | Interest    | 98.49           | 0.00            |        |                   |                |                 |                 |                 |
| 30/12/2022   | Interest    | 115.59          | 0.00            |        |                   |                |                 |                 |                 |
| 31/01/2023   | Interest    | 135.40          | 0.00            |        |                   |                |                 |                 |                 |
| 28/02/2023   | Interest    | 83.23           | 0.00            |        |                   |                |                 |                 |                 |
| 31/03/2023   | Interest    | 83.55           | 0.00            |        |                   |                |                 |                 |                 |
| 28/04/2023   | Interest    | 107.44          | 0.00            |        |                   |                |                 |                 |                 |
| 31/05/2023   | Interest    | 111.94          | 0.00            |        |                   |                |                 |                 |                 |
| 30/06/2023   | Interest    | 20.93           | 0.00            |        |                   |                |                 |                 |                 |
|  |             | <b>819.79</b>   | <b>0.00</b>     |        |                   |                |                 |                 |                 |
| <b>607: Bell Direct</b>  |             |                 |                 |        |                   |                |                 |                 |                 |
| 31/10/2022   | Interest    | 2.40            | 0.00            |        |                   |                |                 |                 |                 |
| 30/11/2022   | Interest    | 3.76            | 0.00            |        |                   |                |                 |                 |                 |
| 31/12/2022   | Interest    | 6.56            | 0.00            |        |                   |                |                 |                 |                 |
| 31/01/2023   | Interest    | 10.59           | 0.00            |        |                   |                |                 |                 |                 |
| 28/02/2023   | Interest    | 7.50            | 0.00            |        |                   |                |                 |                 |                 |
| 31/03/2023   | Interest    | 10.17           | 0.00            |        |                   |                |                 |                 |                 |
| 30/04/2023   | Interest    | 6.22            | 0.00            |        |                   |                |                 |                 |                 |
| 31/05/2023   | Interest    | 11.65           | 0.00            |        |                   |                |                 |                 |                 |
| 30/06/2023   | Interest    | 7.46            | 0.00            |        |                   |                |                 |                 |                 |
|  |             | <b>66.31</b>    | <b>0.00</b>     |        |                   |                |                 |                 |                 |
| <b>Total</b>   |             | <b>886.10</b>   | <b>0.00</b>     |        |                   |                |                 |                 |                 |
| <b>Total</b>   |             | <b>0.00</b>     | <b>0.00</b>     |        |                   |                | <b>0.00</b>     | <b>0.00</b>     |                 |
| <b>Shares in Listed Companies</b>                              |             |                 |                 |        |                   |                |                 |                 |                 |
| <b>BTI: Bailador Technology Investments Limited (ASX:BTI)</b>  |             |                 |                 |        |                   |                |                 |                 |                 |
| 16/09/2022   | Dividend    | 2,960.00        | 1,268.57        |        | 40,000            | 0              | 0.0740          | 2,960.00        | 1,268.57        |
| 02/03/2023   | Dividend    | 1,575.00        | 675.00          |        | 45,000            | 0              | 0.0350          | 1,575.00        | 675.00          |
|  |             | <b>4,535.00</b> | <b>1,943.57</b> |        |                   |                |                 | <b>4,535.00</b> | <b>1,943.57</b> |
| <b>HM1: Hearts And Minds Investments Limited (ASX:HM1)</b>     |             |                 |                 |        |                   |                |                 |                 |                 |
| 13/04/2023   | Dividend    | 5,737.50        | 2,458.93        |        | 42,500            | 0              | 0.1350          | 5,737.50        | 2,458.93        |
|  |             | <b>5,737.50</b> | <b>2,458.93</b> |        |                   |                |                 | <b>5,737.50</b> | <b>2,458.93</b> |
| <b>LSF: L1 Long Short Fund Limited (ASX:LSF)</b>               |             |                 |                 |        |                   |                |                 |                 |                 |
| 30/09/2022   | Dividend    | 1,012.50        | 433.93          |        | 22,500            | 0              | 0.0450          | 1,012.50        | 433.93          |
| 04/04/2023   | Dividend    | 1,500.00        | 642.86          |        | 30,000            | 0              | 0.0500          | 1,500.00        | 642.86          |
|  |             | <b>2,512.50</b> | <b>1,076.79</b> |        |                   |                |                 | <b>2,512.50</b> | <b>1,076.79</b> |
| <b>MFF: MFF Capital Investments Limited (ASX:MFF)</b>          |             |                 |                 |        |                   |                |                 |                 |                 |
| 04/11/2022   | Dividend    | 318.56          | 136.53          |        | 7,964             | 0              | 0.0400          | 318.56          | 136.53          |
| 12/05/2023   | Dividend    | 225.00          | 96.43           |        | 5,000             | 0              | 0.0450          | 225.00          | 96.43           |
|  |             | <b>543.56</b>   | <b>232.96</b>   |        |                   |                |                 | <b>543.56</b>   | <b>232.96</b>   |
| <b>TGF: Tribeca Global Natural Resources Limited (ASX:TGF)</b> |             |                 |                 |        |                   |                |                 |                 |                 |
| 05/05/2023   | Dividend    | 5,000.00        | 2,142.86        |        | 40,000            | 0              | 0.1250          | 5,000.00        | 2,142.86        |

+Note: Tax Credits refer to franking credits for domestic income and foreign tax credits where the income is foreign in nature.

**BCF Super Fund**  
**Investment Income Comparison Report**  
**For the period 1 July 2022 to 30 June 2023**

| Payment Date   | Income Type  | Ledger Data      |                 | Diff * | Announcement Data |                |                 |                  |                 |
|--|--------------|------------------|-----------------|--------|-------------------|----------------|-----------------|------------------|-----------------|
|  |              | Total Income     | Tax Credits+    |        | Quantity          | Held < 45 Days | Amount Per Unit | Total Income     | Tax Credits+    |
|  |              | 5,000.00         | 2,142.86        |        |                   |                |                 | 5,000.00         | 2,142.86        |
| <b>WQG: Wcm Global Growth Limited (ASX:WQG)</b>                                  |              |                  |                 |        |                   |                |                 |                  |                 |
| 30/09/2022   | Dividend     | 960.00           | 411.43          |        | 32,000            | 0              | 0.0300          | 960.00           | 411.43          |
| 31/03/2023   | Dividend     | 1,300.00         | 557.14          |        | 40,000            | 0              | 0.0325          | 1,300.00         | 557.14          |
| 30/06/2023   | Dividend     | 492.00           | 210.86          |        | 30,000            | 0              | 0.0164          | 492.00           | 210.86          |
|  |              | 2,752.00         | 1,179.43        |        |                   |                |                 | 2,752.00         | 1,179.43        |
| <b>Total</b>   |              | <b>21,080.56</b> | <b>9,034.54</b> |        |                   |                |                 | <b>21,080.56</b> | <b>9,034.54</b> |
| <b>Total</b>   |              | <b>0.00</b>      | <b>0.00</b>     |        |                   |                |                 | <b>0.00</b>      | <b>0.00</b>     |
| <b>Units In Listed Unit Trusts</b>   |              |                  |                 |        |                   |                |                 |                  |                 |
| <b>FOR: Forager Australian Shares Fund - Ordinary Units Fully Paid (ASX:FOR)</b> |              |                  |                 |        |                   |                |                 |                  |                 |
| 29/12/2022   | Distribution | 300.00           | 0.00            |        | 10,000            | 0              | 0.0300          | 300.00           | 0.00            |
|  |              | 300.00           | 0.00            |        |                   |                |                 | 300.00           | 0.00            |
| <b>GDX: Vaneck Gold Miners ETF - Vaneck Gold Miners ETF (ASX:GDX)</b>            |              |                  |                 |        |                   |                |                 |                  |                 |
| 30/06/2023   | Distribution | 920.00           | 0.00            |        | 1,000             | 0              | 0.9200          | 920.00           | 0.00            |
|  |              | 920.00           | 0.00            |        |                   |                |                 | 920.00           | 0.00            |
| <b>OPH: Ophir High Conviction Fund - Ordinary Units Fully Paid (ASX:OPH)</b>     |              |                  |                 |        |                   |                |                 |                  |                 |
| 30/06/2023   | Distribution | 5,574.69         | 0.00            | *      | 50,000            | 0              | 0.1262          | 6,310.65         | 300.21          |
|  |              | 5,574.69         | 0.00            |        |                   |                |                 | 6,310.65         | 300.21          |
| <b>RF1: Regal Investment Fund - Ordinary Units Fully Paid (ASX:RF1)</b>          |              |                  |                 |        |                   |                |                 |                  |                 |
| 30/12/2022   | Distribution | 4,998.30         | 0.00            |        | 33,322            | 0              | 0.1500          | 4,998.30         | 0.00            |
| 30/06/2023   | Distribution | 2,722.18         | 0.00            | *      | 35,000            | 0              | 0.0778          | 2,722.20         | 0.00            |
|  |              | 7,720.48         | 0.00            |        |                   |                |                 | 7,720.50         | 0.00            |
| <b>Total</b>   |              | <b>14,515.17</b> | <b>0.00</b>     |        |                   |                |                 | <b>15,251.15</b> | <b>300.21</b>   |

+Note: Tax Credits refer to franking credits for domestic income and foreign tax credits where the income is foreign in nature.

# Estimated dividends & distributions

01 Jul 2022 - 30 Jun 2023

## BBOZ BETA AUST STR BEAR TMF UNITS

| Ex div. date        | Payment date | Type  | Div. amount | Franking % | Balance | Franking credit | Est. dividend |
|---------------------|--------------|-------|-------------|------------|---------|-----------------|---------------|
| 01/07/2022          | 18/07/2022   | Final | \$0.129909  | 0.00%      | 3,000   | \$0.00          | \$389.73      |
| Estimated sub total |              |       |             |            |         | \$0.00          | \$389.73      |

## BTI BAILADOR TECH INV ORDINARY

| Ex div. date        | Payment date | Type    | Div. amount | Franking % | Balance | Franking credit | Est. dividend |
|---------------------|--------------|---------|-------------|------------|---------|-----------------|---------------|
| 01/09/2022          | 16/09/2022   | Final   | \$0.074     | 100.00%    | 40,000  | \$1,268.57      | \$2,960.00    |
| 13/02/2023          | 02/03/2023   | Interim | \$0.035     | 100.00%    | 45,000  | \$675.00        | \$1,575.00    |
| Estimated sub total |              |         |             |            |         | \$1,943.57      | \$4,535.00    |

## FOR FORAGER AUST SHS FND ORDINARY UNITS

| Ex div. date        | Payment date | Type    | Div. amount | Franking % | Balance | Franking credit | Est. dividend |
|---------------------|--------------|---------|-------------|------------|---------|-----------------|---------------|
| 29/06/2022          | 21/07/2022   | Final   | \$0.075     | 0.00%      | 13,500  | \$0.00          | \$1,012.50    |
| 29/12/2022          | 17/01/2023   | Interim | \$0.03      | 0.00%      | 10,000  | \$0.00          | \$300.00      |
| Estimated sub total |              |         |             |            |         | \$0.00          | \$1,312.50    |

## HM1 HEARTS AND MINDS ORDINARY

| Ex div. date        | Payment date | Type    | Div. amount | Franking % | Balance | Franking credit | Est. dividend |
|---------------------|--------------|---------|-------------|------------|---------|-----------------|---------------|
| 15/03/2023          | 13/04/2023   | Interim | \$0.135     | 100.00%    | 42,500  | \$2,458.93      | \$5,737.50    |
| Estimated sub total |              |         |             |            |         | \$2,458.93      | \$5,737.50    |

While every effort has been made to provide you with an accurate statement, we give no warranty of accuracy or reliability and take no responsibility for any errors or omissions including negligence by any officers, employees or agents. We encourage you to confirm the information, holdings and valuations contained herein. Information contained in the report may only relate to the period since you commenced our service.

# Estimated dividends & distributions (continued)

01 Jul 2022 - 30 Jun 2023

## LSF L1 LONG SHORT FUND ORDINARY

| Ex div. date        | Payment date | Type    | Div. amount | Franking % | Balance | Franking credit | Est. dividend |
|---------------------|--------------|---------|-------------|------------|---------|-----------------|---------------|
| 12/09/2022          | 30/09/2022   | Final   | \$0.045     | 100.00%    | 22,500  | \$433.93        | \$1,012.50    |
| 15/03/2023          | 04/04/2023   | Interim | \$0.05      | 100.00%    | 30,000  | \$642.86        | \$1,500.00    |
| Estimated sub total |              |         |             |            |         | \$1,076.79      | \$2,512.50    |

## MFF MFF CAPITAL INV LTD ORDINARY

| Ex div. date        | Payment date | Type    | Div. amount | Franking % | Balance | Franking credit | Est. dividend |
|---------------------|--------------|---------|-------------|------------|---------|-----------------|---------------|
| 07/10/2022          | 04/11/2022   | Final   | \$0.04      | 100.00%    | 7,964   | \$136.53        | \$318.56      |
| 21/04/2023          | 12/05/2023   | Interim | \$0.045     | 100.00%    | 5,000   | \$96.43         | \$225.00      |
| Estimated sub total |              |         |             |            |         | \$232.96        | \$543.56      |

## OPH OPHIR HIGH CF ORDINARY UNITS

| Ex div. date        | Payment date | Type  | Div. amount | Franking % | Balance | Franking credit | Est. dividend |
|---------------------|--------------|-------|-------------|------------|---------|-----------------|---------------|
| 30/06/2022          | 20/07/2022   | Final | \$0.151858  | 5.96%      | 33,000  | \$128.00        | \$5,011.31    |
| Estimated sub total |              |       |             |            |         | \$128.00        | \$5,011.31    |

## RF1 REGAL INVEST FUND ORDINARY UNITS

| Ex div. date        | Payment date | Type    | Div. amount | Franking % | Balance | Franking credit | Est. dividend |
|---------------------|--------------|---------|-------------|------------|---------|-----------------|---------------|
| 30/06/2022          | 22/08/2022   | Final   | \$0.295632  | 0.00%      | 30,000  | \$0.00          | \$8,868.96    |
| 30/12/2022          | 31/01/2023   | Interim | \$0.15      | 0.00%      | 33,322  | \$0.00          | \$4,998.30    |
| Estimated sub total |              |         |             |            |         | \$0.00          | \$13,867.26   |

While every effort has been made to provide you with an accurate statement, we give no warranty of accuracy or reliability and take no responsibility for any errors or omissions including negligence by any officers, employees or agents. We encourage you to confirm the information, holdings and valuations contained herein. Information contained in the report may only relate to the period since you commenced our service.

# Estimated dividends & distributions (continued)

01 Jul 2022 - 30 Jun 2023



## TGF TRIBECA GLOBAL ORDINARY

| Ex div. date        | Payment date | Type    | Div. amount | Franking % | Balance | Franking credit | Est. dividend |
|---------------------|--------------|---------|-------------|------------|---------|-----------------|---------------|
| 19/04/2023          | 05/05/2023   | Interim | \$0.125     | 100.00%    | 40,000  | \$2,142.86      | \$5,000.00    |
| Estimated sub total |              |         |             |            |         | \$2,142.86      | \$5,000.00    |

## WQG WCM GLOBAL GROWTH ORDINARY

| Ex div. date        | Payment date | Type    | Div. amount | Franking % | Balance | Franking credit | Est. dividend |
|---------------------|--------------|---------|-------------|------------|---------|-----------------|---------------|
| 15/09/2022          | 30/09/2022   | Final   | \$0.03      | 100.00%    | 32,000  | \$411.43        | \$960.00      |
| 16/03/2023          | 31/03/2023   | Interim | \$0.0325    | 100.00%    | 40,000  | \$557.14        | \$1,300.00    |
| Estimated sub total |              |         |             |            |         | \$968.57        | \$2,260.00    |

Estimated total \$8,951.68 \$41,169.36

The information presented in this report is a general estimation and is intended as a guide for indicative purposes only. It is an extrapolation of our understanding of your holdings against publicly available dividend entitlement and payment information. It should not be considered a replacement for your own records. We encourage you to confirm the information and holdings represented here.

While every effort has been made to provide you with an accurate statement, we give no warranty of accuracy or reliability and take no responsibility for any errors or omissions including negligence by any officers, employees or agents. We encourage you to confirm the information, holdings and valuations contained herein. Information contained in the report may only relate to the period since you commenced our service.



All correspondence to:

**BoardRoom**  
 Smart Business Solutions

Boardroom Pty Limited  
 ABN 14 003 209 836

GPO Box 3993  
 Sydney NSW 2001

Tel: 1300 737 760 (within Australia)  
 Tel: +61 2 9290 9600 (outside Australia)  
 Fax: +61 2 9279 0664

www.boardroomlimited.com.au  
 enquiries@boardroomlimited.com.au

**Reference Number:** S00037294781  
**TFN/ABN Status:** Quoted  
**Subregister:** CHES  
**Record Date:** 16/03/2023  
**Payment Date:** 13/04/2023



MR RICHARD DAVID BEARDSHALL &  
 MS JENNIFER ANNE CLARKE  
 <BCF SF A/C>  
 36 COCKATOO RIDGE  
 ABERGLASSLYN NSW 2320

## Dividend Statement

**Payment Description:** Dividend for the period ended 31 December 2022

**Security Class:** Fully Paid Ordinary Shares

**ASX Code:** HM1

| Number of shares held at Record Date | Dividend Rate per share | Gross Dividend | Withholding Tax <sup>1</sup> | Net Dividend Credited | Franked Amount <sup>2</sup> | Unfranked Amount | Franking Credit <sup>3</sup> |
|--------------------------------------|-------------------------|----------------|------------------------------|-----------------------|-----------------------------|------------------|------------------------------|
| 42,500                               | 13.5 cents              | \$5,737.50     | Nil                          | \$5,737.50            | \$5,737.50                  | Nil              | \$2,458.93                   |

- This withholding tax applies to you if the dividend amount is partially or totally unfranked and you are a:
  - resident of Australia and your TFN or ABN has not been recorded by the share registry. TFN withholding tax is deducted from the gross unfranked portion of the dividend at the highest marginal tax rate applying to personal income; or
  - non-resident of Australia. Non-resident withholding tax (30%) is deducted from the gross unfranked portion of the dividend unless you are a resident of a country which has entered into a Double Taxation Agreement with Australia. In that case a lower rate (generally 15%) may apply.
- This dividend is 100% franked.
- The franking credit has been calculated at the rate of 30%.

## Direct Credit Instruction

The total net payment has been paid in accordance with your instructions as shown below:

|                           |          |                          |            |
|---------------------------|----------|--------------------------|------------|
| <b>Bank Domicile:</b>     | AUS      | <b>Receipt Currency:</b> | AUD        |
| <b>Bank Account Type:</b> | Domestic | <b>Amount Deposited:</b> | \$5,737.50 |
| <b>Bank Code:</b>         | 083-088  |                          |            |
| <b>Account Number:</b>    | *****581 |                          |            |
| <b>Exchange Rate:</b>     | N/A      |                          |            |

Please check the above details are correct and the payment has been credited to your account.

**Please retain this statement for taxation purposes**

This page has been intentionally left blank

MR RICHARD DAVID BEARDSHALL &  
MS JENNIFER ANNE CLARKE  
<BCF SF A/C>  
36 COCKATOO RIDGE  
ABERGLASSLYN NSW 2320

**Reference Number:** S00037294781  
**TFN/ABN Status:** Quoted  
**Subregister:** CHES  
**Record Date:** 20/04/2023  
**Payment Date:** 05/05/2023

## DIVIDEND STATEMENT

**Payment Description:** Interim Dividend for period ended 31 December 2022

**Security Class:** Fully Paid Ordinary Shares

**ASX Code:** TGF

| Number of shares held at Record Date | Dividend Rate per share | Gross Dividend | Withholding Tax <sup>1</sup> | Net Dividend Credited | Franked Amount <sup>2</sup> | Unfranked Amount | Franking Credit <sup>3</sup> |
|--------------------------------------|-------------------------|----------------|------------------------------|-----------------------|-----------------------------|------------------|------------------------------|
| 40,000                               | 12.5 cents              | \$5,000.00     | Nil                          | \$5,000.00            | \$5,000.00                  | Nil              | \$2,142.86                   |

The Dividend Rate consists of an Interim Dividend of 5 cents per share and a Special Dividend of 7.5 cents per share.

- This withholding tax applies to you if the dividend amount is partially or totally unfranked and you are a:
  - resident of Australia and your TFN or ABN has not been recorded by the share registry. TFN withholding tax is deducted from the gross unfranked portion of the dividend at the highest marginal tax rate applying to personal income; or
  - non-resident of Australia. Non-resident withholding tax (30%) is deducted from the gross unfranked portion of the dividend unless you are a resident of a country which has entered into a Double Taxation Agreement with Australia. In that case a lower rate (generally 15%) may apply.
- This dividend is 100% franked
- The franking credit has been calculated at the rate of 30%.

## Direct Credit Instruction

The total net payment has been paid in accordance with your instructions as shown below:

**Bank Domicile:** AUS  
**Bank Account Type:** Domestic  
**Bank Code:** 083-088  
**Account Number:** \*\*\*\*\*581  
**Exchange Rate:** N/A  
**Receipt Currency:** AUD  
**Amount Deposited:** \$5,000.00

Please check the above details are correct and the payment has been credited to your account.

Please retain this statement for taxation purposes

This page has been intentionally left blank



# OPHIR

## Ophir High Conviction Fund

ABN 19 539 586 567

ARSN 620 920 201

Trustee: The Trust Company (RE Services) Limited ABN 45 003 278 831 AFSL 235150

Investment Manager: Ophir Asset Management Pty Ltd ABN 88 156 146 717 AFSL 420082

MR RICHARD DAVID BEARDSHALL &  
MS JENNIFER ANNE CLARKE  
<BCF SF A/C>  
36 COCKATOO RIDGE  
ABERGLASSLYN NSW 2320

All Registry Communication to:



GPO Box 5193, Sydney NSW 2001

1300 408 787 (within Australia)

+61 2 8072 1478 (international)

ophir@automicgroup.com.au

www.automicgroup.com.au

### Holder Number

X\*\*\*\*\*03397

### Summary of Key Information

|                        |              |
|------------------------|--------------|
| <b>Security Class:</b> | Units        |
| <b>Fund Code:</b>      | OPH          |
| <b>Record Date:</b>    | 03 July 2023 |
| <b>Payment Date:</b>   | 19 July 2023 |
| <b>TFN/ABN Status:</b> | Quoted       |

## Distribution Advice

Dear Unitholder,

This Distribution Advice represents your distribution for the period ending 30 June 2023.

The final details of your full year distribution components will be provided to you in the AMMA Statement\* for the year ending 30 June 2023. This statement will be provided to you to assist you with preparing your annual tax return.

Set out below is the distribution paid to you for this period.

### Distribution Totals

| Units at Record Date | Distribution Rate | Gross Payment | Tax Withheld | Net Payment |
|----------------------|-------------------|---------------|--------------|-------------|
| 50,000               | \$ 0.11149388     | \$ 5,574.69   | \$ 0.00      | \$ 5,574.69 |

### Distribution Notes

- This Distribution Advice contains important information. You should retain this advice for taxation purposes.
- Unitholders should obtain their own professional advice on the tax implications of this distribution.

\* The Responsible Entity has elected to apply the Attribution Managed Investment Trust (AMIT) regime to OPH. The AMIT regime requires that tax information be provided to unitholders on an AMIT Member Annual Statement (AMMA) which has been referred to above on this Distribution Advice.

### Payment Summary

Cash (Net Payment) Amount:  
\$ 5,574.69

Payment Method:  
Electronic Funds Transfer (EFT)

### Direct Credit Payment Confirmation

Your distribution has been credited to your financial institution in accordance with your payment instructions set out below.

|                          |              |
|--------------------------|--------------|
| <b>Bank Domicile:</b>    | AUS          |
| <b>Bank Code (BSB):</b>  | 083-088      |
| <b>Account Number:</b>   | *****581     |
| <b>Amount Deposited:</b> | \$ 5,575.93  |
| <b>Date Credited:</b>    | 19 July 2023 |

## IMPORTANT NOTICE - FATCA/CRS DECLARATION RECORDED: Yes

### Residency Certification (FATCA/CRS) Declaration Reminder

As a result of Australia's participation in the regime all unitholders must certify their country of tax residency. Where required the information will be reported to the Australian Taxation Office (ATO) which will report to various global tax authorities. **Unitholders who do not provide the above information may be treated as Non-Australian taxpayers and be reported accordingly to the ATO.**

You can certify your country of tax residency by logging into the Automic Investor Portal at <https://investor.automic.com.au>. Once you are logged in, select "declarations" from the left-hand vertical menu and follow the prompts.

MR RICHARD DAVID BEARDSHALL &  
MS JENNIFER ANNE CLARKE  
<BCF SF A/C>  
2 ROWAN CRESCENT  
MEREWETHER NSW 2291

**Holder Number**

X\*\*\*\*\*03397

**Summary of Key Information**

|                        |              |
|------------------------|--------------|
| <b>Security Class:</b> | Units        |
| <b>Fund Code:</b>      | OPH          |
| <b>Record Date:</b>    | 01 July 2022 |
| <b>Payment Date:</b>   | 20 July 2022 |
| <b>TFN/ABN Status:</b> | Quoted       |

## Distribution Advice

Dear Unitholder,

This Distribution Advice represents your distribution for the period ending 30 June 2022.

The final details of your full year distribution components will be provided to you in the AMMA Statement\* for the year ending 30 June 2022. This statement will be provided to you to assist you with preparing your annual tax return.

Set out below is the distribution paid to you for this period.

### Distribution Totals

| Units at Record Date | Distribution Rate | Gross Payment | Tax Withheld | Net Payment |
|----------------------|-------------------|---------------|--------------|-------------|
| 33,000               | \$ 0.15185827     | \$ 5,011.32   | \$ 0.00      | \$ 5,011.32 |

### Distribution Notes

- This Distribution Advice contains important information. You should retain this advice for taxation purposes.
- Unitholders should obtain their own professional advice on the tax implications of this distribution.

\* The Responsible Entity has elected to apply the Attribution Managed Investment Trust (AMIT) regime to OPH. The AMIT regime requires that tax information be provided to unitholders on an AMIT Member Annual Statement (AMMA) which has been referred to above on this Distribution Advice.

### Payment Method:

Distribution Reinvestment Plan (DRP)

### Reinvestment Summary

|   |                    |
|---|--------------------|
| Cash balance brought forward                    | \$ 0.43            |
| Net payment available for reinvestment          | \$ 5,011.32        |
| <b>Total available for reinvestment</b>         | <b>\$ 5,011.75</b> |
| DRP issue price                                 | \$ 2.3359          |
| Total amount applied to new Units               | \$ 5,010.51        |
| Cash balance carried forward                    | \$ 1.24            |
| <b>Number of new Units issued under the DRP</b> | <b>2,145</b>       |
| Total Number of shares now held*                | 35,145             |

\* The total number of Units now held may differ from your current Unitholding if you have purchased or sold Units after the ex-date. The Responsible Entity, Investment Manager or Automic will not be liable for any losses incurred by any person who relies on the number of Units held shown above without making their own adjustments for further transactions.

# REGAL

INVESTMENT FUND

ARSN 632 283 384

All Registry communications to:  
Link Market Services Limited  
Locked Bag A14  
Sydney South NSW 1235 Australia  
Telephone: +61 1800 221 227  
Outside Australia: +61 2 8767 1000  
ASX Code: RF1  
Email: [regalfund@linkmarketservices.com.au](mailto:regalfund@linkmarketservices.com.au)  
Website: [www.linkmarketservices.com.au](http://www.linkmarketservices.com.au)



017 000920

MR RICHARD DAVID BEARDSHALL &  
MS JENNIFER ANNE CLARKE  
<BCF SF A/C>  
36 COCKATOO RIDGE  
ABERGLASSLYN NSW 2320

## Key Details

**Payment date:** 28 August 2023  
**Record date:** 3 July 2023  
**SRN/HIN:** X\*\*\*\*\*3397  
TFN/ABN RECEIVED AND RECORDED

## Distribution statement for the period ended 30 June 2023

The final details of the distribution components (including any non-assessable amounts) are advised in the Attributed Managed Investment Trust Member Annual Statement for the year ended 30 June 2023.

| Class description        | Rate per security | Participating securities | Gross amount | Withholding tax | Net amount |
|--------------------------|-------------------|--------------------------|--------------|-----------------|------------|
| Ordinary Units           | 0.07777685        | 35,000                   | \$2,722.18   | \$0.00          | \$2,722.18 |
| <b>Total net amount:</b> |                   |                          |              |                 | \$2,722.18 |

## PAYMENT INSTRUCTIONS

### NATIONAL AUSTRALIA BANK

BSB: 083-088

ACC: \*\*\*\*\*1581 ACCOUNT NAME: BCF SUPER FUND

PAYMENT REFERENCE NUMBER: 001299043494

The payment has been made to the above account. If this account is not valid please turn over for instructions to update your details. Once your details have been updated, payment will be made within 20 business days.

**Retain this statement to assist in preparing your tax return.**

|                    |                          |                                 |             |
|--------------------|--------------------------|---------------------------------|-------------|
| <b>Client name</b> | BCF SUPER FUND           | <b>Fin Accounts Prepared by</b> | JEFFREY NG  |
| <b>Client code</b> | BCFSF (026)              | <b>Date prepared</b>            | 28-Aug-2023 |
| <b>Year ended</b>  | 30/06/2023               | <b>Reviewed by</b>              |             |
| <b>SRN/HIN</b>     | X0059403397 + SRN        | <b>Date reviewed</b>            |             |
| <b>Postcode</b>    | 2320 (Old Postcode 2291) | <a href="#">Back to Cover</a>   |             |

**Objective** To ensure expenditures are correctly recorded and exists

**Procedures** Randomly sampled items of expenditures and check with source documents, general ledger and bank statements.

| Date       | Company             | GL       | Bank Statement | Source Documents* |
|------------|---------------------|----------|----------------|-------------------|
| 30/06/2023 | ATO Super Levy 2023 | 259.00   | 259.00         | 259.00            |
| 5/06/2023  | Accountancy Fee     | 3,300.00 | 3,300.00       | 3,300.00          |
| 3/06/2023  | Auditor Fee         | 440.00   | 440.00         | 440.00            |
|            |                     |          | -              | -                 |
|            |                     |          | -              | -                 |
|            |                     |          | -              | -                 |

\* Attached source documents here

|                       |          |
|-----------------------|----------|
| Total Value of Sample | 3,999.00 |
| Total Expenses        | 3,999.00 |
| Sampling Percentage   | 100.00%  |

- 1 Agreed to external source documents.
- 2 Agreed that expenditures were reasonable and incurred by the super fund.

## Insurance

- 3 Did super fund provide life insurance for members?
- 4 If yes, obtain a copy of policy and certificate of currency to ensure that insurance premiums have been paid.
- 5 Ensure that the policy owner is in the name of the super fund.



# Brokerage & information services

01 Jul 2022 - 30 Jun 2023



| July 2022                | Amount          | GST            | Total           |
|--------------------------|-----------------|----------------|-----------------|
| Brokerage and trail fees | \$325.52        | \$32.48        | \$358.00        |
| ASX Clear fees           | \$0.00          | \$0.00         | \$0.00          |
| Option exercise fees     | \$0.00          | \$0.00         | \$0.00          |
| Information services     | \$0.00          | \$0.00         | \$0.00          |
|                          | <b>\$325.52</b> | <b>\$32.48</b> | <b>\$358.00</b> |

| August 2022              | Amount          | GST            | Total           |
|--------------------------|-----------------|----------------|-----------------|
| Brokerage and trail fees | \$171.86        | \$17.14        | \$189.00        |
| ASX Clear fees           | \$0.00          | \$0.00         | \$0.00          |
| Option exercise fees     | \$0.00          | \$0.00         | \$0.00          |
| Information services     | \$0.00          | \$0.00         | \$0.00          |
|                          | <b>\$171.86</b> | <b>\$17.14</b> | <b>\$189.00</b> |

| September 2022           | Amount         | GST           | Total          |
|--------------------------|----------------|---------------|----------------|
| Brokerage and trail fees | \$40.92        | \$4.08        | \$45.00        |
| ASX Clear fees           | \$0.00         | \$0.00        | \$0.00         |
| Option exercise fees     | \$0.00         | \$0.00        | \$0.00         |
| Information services     | \$0.00         | \$0.00        | \$0.00         |
|                          | <b>\$40.92</b> | <b>\$4.08</b> | <b>\$45.00</b> |

While every effort has been made to provide you with an accurate statement, we give no warranty of accuracy or reliability and take no responsibility for any errors or omissions including negligence by any officers, employees or agents. We encourage you to confirm the information, holdings and valuations contained herein. Information contained in the report may only relate to the period since you commenced our service.

# Brokerage & information services (continued)

01 Jul 2022 - 30 Jun 2023



| October 2022             | Amount         | GST           | Total          |
|--------------------------|----------------|---------------|----------------|
| Brokerage and trail fees | \$77.29        | \$7.71        | \$85.00        |
| ASX Clear fees           | \$0.00         | \$0.00        | \$0.00         |
| Option exercise fees     | \$0.00         | \$0.00        | \$0.00         |
| Information services     | \$0.00         | \$0.00        | \$0.00         |
|                          | <b>\$77.29</b> | <b>\$7.71</b> | <b>\$85.00</b> |

| November 2022            | Amount          | GST            | Total           |
|--------------------------|-----------------|----------------|-----------------|
| Brokerage and trail fees | \$109.12        | \$10.88        | \$120.00        |
| ASX Clear fees           | \$0.00          | \$0.00         | \$0.00          |
| Option exercise fees     | \$0.00          | \$0.00         | \$0.00          |
| Information services     | \$0.00          | \$0.00         | \$0.00          |
|                          | <b>\$109.12</b> | <b>\$10.88</b> | <b>\$120.00</b> |

| December 2022            | Amount         | GST           | Total          |
|--------------------------|----------------|---------------|----------------|
| Brokerage and trail fees | \$45.46        | \$4.54        | \$50.00        |
| ASX Clear fees           | \$0.00         | \$0.00        | \$0.00         |
| Option exercise fees     | \$0.00         | \$0.00        | \$0.00         |
| Information services     | \$0.00         | \$0.00        | \$0.00         |
|                          | <b>\$45.46</b> | <b>\$4.54</b> | <b>\$50.00</b> |

While every effort has been made to provide you with an accurate statement, we give no warranty of accuracy or reliability and take no responsibility for any errors or omissions including negligence by any officers, employees or agents. We encourage you to confirm the information, holdings and valuations contained herein. Information contained in the report may only relate to the period since you commenced our service.

# Brokerage & information services (continued)

01 Jul 2022 - 30 Jun 2023



| January 2023             | Amount         | GST           | Total          |
|--------------------------|----------------|---------------|----------------|
| Brokerage and trail fees | \$72.74        | \$7.26        | \$80.00        |
| ASX Clear fees           | \$0.00         | \$0.00        | \$0.00         |
| Option exercise fees     | \$0.00         | \$0.00        | \$0.00         |
| Information services     | \$0.00         | \$0.00        | \$0.00         |
|                          | <b>\$72.74</b> | <b>\$7.26</b> | <b>\$80.00</b> |

| February 2023            | Amount          | GST            | Total           |
|--------------------------|-----------------|----------------|-----------------|
| Brokerage and trail fees | \$178.22        | \$17.78        | \$196.00        |
| ASX Clear fees           | \$0.00          | \$0.00         | \$0.00          |
| Option exercise fees     | \$0.00          | \$0.00         | \$0.00          |
| Information services     | \$9.09          | \$0.91         | \$10.00         |
|                          | <b>\$187.31</b> | <b>\$18.69</b> | <b>\$206.00</b> |

| March 2023               | Amount         | GST           | Total          |
|--------------------------|----------------|---------------|----------------|
| Brokerage and trail fees | \$68.20        | \$6.80        | \$75.00        |
| ASX Clear fees           | \$0.00         | \$0.00        | \$0.00         |
| Option exercise fees     | \$0.00         | \$0.00        | \$0.00         |
| Information services     | \$0.00         | \$0.00        | \$0.00         |
|                          | <b>\$68.20</b> | <b>\$6.80</b> | <b>\$75.00</b> |

While every effort has been made to provide you with an accurate statement, we give no warranty of accuracy or reliability and take no responsibility for any errors or omissions including negligence by any officers, employees or agents. We encourage you to confirm the information, holdings and valuations contained herein. Information contained in the report may only relate to the period since you commenced our service.

# Brokerage & information services (continued)

01 Jul 2022 - 30 Jun 2023



| April 2023               | Amount         | GST           | Total          |
|--------------------------|----------------|---------------|----------------|
| Brokerage and trail fees | \$81.84        | \$8.16        | \$90.00        |
| ASX Clear fees           | \$0.00         | \$0.00        | \$0.00         |
| Option exercise fees     | \$0.00         | \$0.00        | \$0.00         |
| Information services     | \$0.00         | \$0.00        | \$0.00         |
|                          | <b>\$81.84</b> | <b>\$8.16</b> | <b>\$90.00</b> |

| May 2023                 | Amount          | GST            | Total           |
|--------------------------|-----------------|----------------|-----------------|
| Brokerage and trail fees | \$120.45        | \$12.02        | \$132.47        |
| ASX Clear fees           | \$0.00          | \$0.00         | \$0.00          |
| Option exercise fees     | \$0.00          | \$0.00         | \$0.00          |
| Information services     | \$0.00          | \$0.00         | \$0.00          |
|                          | <b>\$120.45</b> | <b>\$12.02</b> | <b>\$132.47</b> |

While every effort has been made to provide you with an accurate statement, we give no warranty of accuracy or reliability and take no responsibility for any errors or omissions including negligence by any officers, employees or agents. We encourage you to confirm the information, holdings and valuations contained herein. Information contained in the report may only relate to the period since you commenced our service.

# Brokerage & information services (continued)

01 Jul 2022 - 30 Jun 2023



| June 2023                | Amount   | GST     | Total    |
|--------------------------|----------|---------|----------|
| Brokerage and trail fees | \$202.76 | \$20.24 | \$223.00 |
| ASX Clear fees           | \$0.00   | \$0.00  | \$0.00   |
| Option exercise fees     | \$0.00   | \$0.00  | \$0.00   |
| Information services     | \$0.00   | \$0.00  | \$0.00   |
|                          | \$202.76 | \$20.24 | \$223.00 |

|                            |            |          |            |
|----------------------------|------------|----------|------------|
| Brokerage total            | \$1,494.38 | \$149.09 | \$1,643.47 |
| ASX Clear fees total       | \$0.00     | \$0.00   | \$0.00     |
| Option exercise fees total | \$0.00     | \$0.00   | \$0.00     |
| Information services total | \$9.09     | \$0.91   | \$10.00    |

While every effort has been made to provide you with an accurate statement, we give no warranty of accuracy or reliability and take no responsibility for any errors or omissions including negligence by any officers, employees or agents. We encourage you to confirm the information, holdings and valuations contained herein. Information contained in the report may only relate to the period since you commenced our service.



# ROACH & BRUCE Consulting Pty Ltd

ABN: 38 069 661 141

Suite 7, Level 5  
66 Hunter Street  
SYDNEY NSW 2000  
Tel: (02) 9232 8211  
[enquiries@rabca.com.au](mailto:enquiries@rabca.com.au)  
[www.roachandbruce.com.au](http://www.roachandbruce.com.au)

## CHARTERED ACCOUNTANT

ANTHONY BRUCE, B.Comm, FCA

BCF Super Fund  
36 Cockatoo Ridge  
ABERGLASSLYN NSW 2320

05 June 2023

## TAX INVOICE

Inv No. 7399

---

### To our fee for professional services rendered:

Writing up the books of account of the BCF Superannuation Fund for the year ended 30 June 2022 and preparing therefrom a balance sheet and supporting accounts for the year then ended.

Reviewing the precious metals and cryptocurrency transactions. Noted that one of the crypto exchanges (FTX) collapsed in FY2023 and supporting documents were unavailable due to the collapse.

Preparation and lodgement of the income tax return for the year ended 30 June 2022.

Preparation of spouse splitting form and rollover benefits statement.

Forwarding quarterly instalment activity statements throughout the period and varying the June and September 2022 instalments to nil.

|              |                   |
|--------------|-------------------|
| Fee          | 3,000.00          |
| GST          | 300.00            |
| <b>TOTAL</b> | <b>\$3,300.00</b> |

---

### REMITTANCE ADVICE

BCF Super Fund

Invoice Terms (14) Days from Invoice Date

**Please make all cheques payable to:** Roach & Bruce Consulting Pty Ltd

Direct Credit Details: BSB 032-024 Account #: 229 586

**Payment Due:** \$3,300.00

**Invoice No:** 7399

Ref: BCFSF

**TAX INVOICE**

**Supplier:** Super Audits

**Auditor:** A.W. Boys  
SMSF Auditor Number (SAN) 100014140  
Registered Company Auditor (67793)

**Address:** Box 3376  
Rundle Mall 5000

**ABN:** 20 461 503 652

**Services:** Auditing

**Date:** 3 June 2023

**Recipient:** BCF Super Fund

**Address:** C/- Suite 7 Level 5 66 Hunter Street SYDNEY NSW 2000

**Description of Services**

Statutory audit of the BCF Super Fund for the financial year ending 30 June 2022.

**Fee:** \$400.00

**GST:** \$40.00

**Total:** \$440.00

Payment can be made with a cheque payable to Super Audits postal address being Box 3376 Rundle Mall 5000 or alternatively an EFT can be made BSB 015-056 Account No. 387392386.



|                    |                          |                                 |             |
|--------------------|--------------------------|---------------------------------|-------------|
| <b>Client name</b> | BCF SUPER FUND           | <b>Fin Accounts Prepared by</b> | JEFFREY NG  |
| <b>Client code</b> | BCFSF (026)              | <b>Date prepared</b>            | 28-Aug-2023 |
| <b>Year ended</b>  | 30-Jun-2023              | <b>Reivewed by</b>              |             |
| <b>SRN/HIN</b>     | X0059403397 + SRN        | <b>Partner/Director</b>         |             |
| <b>Postcode</b>    | 2320 (Old Postcode 2291) | <a href="#">Back to Cover</a>   |             |

**Objective** To ensure benefits paid were in accordance with condition of release of the trust deed and stated correctly

**Benefits Paid**

- Documentation of conditions of release were obtained and agreed to trust deed and SIS Act/Regulations.  
 Prior year member statements were reviewed and benefit payments were found to be reasonable.  
 Confirmed benefit paid with exited member (if applicable).  
 Confirmed minimum pension standards were met.

**Pensions commenced during the financial year**

Confirmed accounts were drawn up correctly up to commencement date for a new account based pension.

Commencement of account based pension was documented in the minutes of the fund (including reversionary beneficiary where applicable).

PAYG withholding was registered correctly and correct amounts were withheld taking into account tax free amounts and tax offsets (pension member under 60 years).

For transition to retirement pension, ensure that maximum pension amount is 10% only.

(need to register for PAYG withholding if member has been paid a pension prior to turning 60).

- Reviewed accounts and there were no transfers out during the year.