
Workpapers - 2022 Financial Year

QUEENSLAND COAST REALTY SUPER FUND

Preparer: Mc Ren Sotto

Reviewer: Steven Lee

Printed: 26 October 2022

Lead Schedule

2022 Financial Year

Code	Workpaper	CY Balance	LY Balance	Change	Status
23900	Dividends Received	(\$53,371.11)	(\$27,283.18)	95.62%	Ready for Review
24200	Contributions	(\$27,500.00)	(\$25,500.00)	7.84%	Completed
24700	Changes in Market Values of Investments	\$61,378.48	(\$21,303.67)	(388.11)%	Ready for Review
25000	Interest Received	(\$20.81)	(\$11.60)	79.4%	Ready for Review
30100	Accountancy Fees	\$825.00	\$945.00	(12.7)%	Ready for Review
30400	ATO Supervisory Levy	\$259.00	\$259.00	0%	Ready for Review
30700	Auditor's Remuneration	\$550.00	\$450.00	22.22%	Ready for Review
31500	Bank Charges	\$1.30	\$0.95	36.84%	Ready for Review
46000	Benefits Paid/Transfers Out	\$21,500.00	\$49,600.00	(56.65)%	Ready for Review
48500	Income Tax Expense	(\$12,530.14)	(\$20,241.58)	(38.1)%	Rework Required
49000	Profit/Loss Allocation Account	\$8,908.28	\$43,085.08	(79.32)%	Rework Required
50000	Members	(\$180,847.51)	(\$171,939.23)	5.18%	Rework Required
60400	Bank Accounts	\$10,818.02	\$4,220.25	156.34%	Rework Required
77600	Shares in Listed Companies (Australian)	\$137,813.51	\$147,477.40	(6.55)%	Ready for Review
77800	Shares in Unlisted Companies (Australian)			0%	Ready for Review
85000	Income Tax Payable /Refundable	\$5,302.91	\$555.74	854.21%	Rework Required
89000	Deferred Tax Liability/Asset	\$26,913.07	\$19,685.84	36.71%	Ready for Review

Code	Workpaper	CY Balance	LY Balance	Change	Status
A	Financial Statements				Ready for Review
B	Permanent Documents				Ready for Review
C	Other Documents				Ready for Review
D	Pension Documentation				Ready for Review
E	Estate Planning				Ready for Review

23900 - Dividends Received

2022 Financial Year

Preparer Mc Ren Sotto

Reviewer Steven Lee

Status Ready for Review

Account Code	Description	CY Balance	LY Balance	Change
AGL.AXW	AGL Energy Limited.		(\$510.00)	100%
AMP.AX	AMP Limited		(\$2,000.00)	100%
AYS.AX	Amaysim Australia Limited		(\$5,018.00)	100%
BHP.AX	BHP Group Limited	(\$10,467.60)		100%
CSR.AX	CSR Limited	(\$480.00)		100%
FMG.AX	Fortescue Metals Group Ltd	(\$11,042.65)	(\$13,276.50)	(16.83)%
IFL.AX	Insignia Financial Ltd		(\$1,495.00)	100%
MFD.AX	Mayfield Childcare Limited		(\$771.00)	100%
MFG.AX	Magellan Financial Group Limited	(\$653.99)		100%
MLT.AX	Milton Corporation Limited	(\$2,523.40)		100%
NHC.AXW	New Hope Corporation Limited	(\$900.00)		100%
PPT.AX	Perpetual Limited	(\$350.56)	(\$840.00)	(58.27)%
PRT.AX	Prime Media Group Limited - Ordinary Fully Paid	(\$2,600.00)		100%
RHI.AX	Red Hill Iron Limited	(\$5,169.60)		100%
RIO.AX	RIO Tinto Limited	(\$3,703.08)	(\$1,085.93)	241.01%
SDG.AX	Sunland Group Limited - Ordinary Fully Paid	(\$4,235.00)	(\$900.00)	370.56%
SOL.AX	Washington H Soul Pattinson & Company Limited	(\$135.00)		100%
SUN.AX	Suncorp Group Limited	(\$1,420.00)		100%
VTG.AX	Vita Group Limited	(\$7,845.00)		100%

Account Code	Description	CY Balance	LY Balance	Change
WAM.AX	WAM Capital Limited	(\$775.00)	(\$1,205.51)	(35.71)%
WBC.AX	Westpac Banking Corporation	(\$270.23)		100%
WMI.AX	Wam Microcap Limited	(\$800.00)		100%
WPL.AX	Woodside Petroleum Ltd		(\$181.24)	100%
TOTAL		CY Balance	LY Balance	
		(\$53,371.11)	(\$27,283.18)	

Supporting Documents

- Investment Income Comparison Report [Report](#)
- Dividend Reconciliation Report [Report](#)
- MLT_Dividend_Advice_2021_10_05.pdf
- FMG_Dividend_Advice_2022_03_30.pdf
- Dividends.pdf
- BHP_Payment_Advice_2022_03_28.pdf

Standard Checklist

- Attach copies of all dividend statements
- Attach copy of Dividend Reconciliation Report
- Attach copy of Investment Income Comparison Report

QUEENSLAND COAST REALTY SUPER FUND
Dividend Reconciliation Report

For The Period 01 July 2021 - 30 June 2022

Date	Net Payment Received	Australian Income			Foreign Income			Withheld		
		Unfranked	Franked	Franking Credits	Foreign Income	Foreign Credits	NZ Credits	TFN Withheld	Non-Resident	LIC Deduction
Shares in Listed Companies (Australian)										
BHP.AX BHP Group Limited										
01/03/2022	486.79	0.00	486.79	208.62						
28/03/2022	2,421.77	0.00	2,421.77	655.38						
01/06/2022	7,559.04	0.00	7,559.04	3,239.59						
	10,467.60	0.00	10,467.60	4,103.59						
CSR.AX CSR Limited										
02/07/2021	480.00	0.00	480.00	205.71						
	480.00	0.00	480.00	205.71						
FMG.AX Fortescue Metals Group Ltd										
30/09/2021	9,400.05	0.00	9,400.05	3,124.30						
03/03/2022	458.38	0.00	458.38	196.45						
30/03/2022	1,184.22	0.00	1,184.22	507.52						
	11,042.65	0.00	11,042.65	3,828.27						
MFG.AX Magellan Financial Group Limited										
31/03/2022	653.99	163.50	490.49	0.00						
	653.99	163.50	490.49	0.00						

QUEENSLAND COAST REALTY SUPER FUND
Dividend Reconciliation Report

For The Period 01 July 2021 - 30 June 2022

Date	Net Payment Received	Australian Income			Foreign Income			Withheld		
		Unfranked	Franked	Franking Credits	Foreign Income	Foreign Credits	NZ Credits	TFN Withheld	Non-Resident	LIC Deduction
MLT.AX Milton Corporation Limited										
05/10/2021	2,523.40	0.00	2,523.40	0.00						
	2,523.40	0.00	2,523.40	0.00						
NHC.AX New Hope Corporation Limited										
13/05/2022	875.00	0.00	875.00	375.00						
10/06/2022	25.00	0.00	25.00	10.71						
	900.00	0.00	900.00	385.71						
PPT.AX Perpetual Limited										
01/04/2022	350.56	0.00	350.56	150.24						
	350.56	0.00	350.56	150.24						
PRT.AX PRT Company Limited										
04/02/2022	2,600.00	0.00	2,600.00	1,114.29						
	2,600.00	0.00	2,600.00	1,114.29						
RHI.AX Red Hill Iron Limited										
10/11/2021	4,569.60	0.00	4,569.60	1,958.40						
31/05/2022	600.00	0.00	600.00	257.14						
	5,169.60	0.00	5,169.60	2,215.54						

QUEENSLAND COAST REALTY SUPER FUND
Dividend Reconciliation Report

For The Period 01 July 2021 - 30 June 2022

Date	Net Payment Received	Australian Income			Foreign Income			Withheld		
		Unfranked	Franked	Franking Credits	Foreign Income	Foreign Credits	NZ Credits	TFN Withheld	Non-Resident	LIC Deduction
RIO.AX RIO Tinto Limited										
23/09/2021	3,040.24	0.00	3,040.24	1,302.96						
21/04/2022	662.84	0.00	662.84	284.07						
	3,703.08	0.00	3,703.08	1,587.03						
SDG.AX Sunland Group Limited - Ordinary Fully Paid										
30/09/2021	2,035.00	0.00	2,035.00	872.14						
13/01/2022	1,000.00	0.00	1,000.00	428.57						
17/03/2022	1,200.00	0.00	1,200.00	514.29						
	4,235.00	0.00	4,235.00	1,815.00						
SOL.AX Washington H Soul Pattinson & Company Limited										
14/12/2021	135.00	0.00	135.00	57.86						
	135.00	0.00	135.00	57.86						
SUN.AX Suncorp Group Limited										
22/09/2021	960.00	0.00	960.00	411.43						
01/04/2022	460.00	0.00	460.00	197.14						
	1,420.00	0.00	1,420.00	608.57						
VTG.AX Vita Group Limited										

QUEENSLAND COAST REALTY SUPER FUND
Dividend Reconciliation Report

For The Period 01 July 2021 - 30 June 2022

Date	Net Payment Received	Australian Income			Foreign Income			Withheld		
		Unfranked	Franked	Franking Credits	Foreign Income	Foreign Credits	NZ Credits	TFN Withheld	Non-Resident	LIC Deduction
26/11/2021	5,850.00	0.00	5,850.00	2,507.14						
13/05/2022	1,995.00	0.00	1,995.00	855.00						
	7,845.00	0.00	7,845.00	3,362.14						
WAM.AX WAM Capital Limited										
29/10/2021	775.00	0.00	775.00	332.14						
	775.00	0.00	775.00	332.14						
WBC.AX Westpac Banking Corporation										
24/06/2022	270.23	0.00	270.23	115.81						
	270.23	0.00	270.23	115.81						
WMI.AX Wam Microcap Limited										
22/10/2021	800.00	0.00	800.00	342.86						
	800.00	0.00	800.00	342.86						
	53,371.11	163.50	53,207.61	20,224.76						

QUEENSLAND COAST REALTY SUPER FUND
Dividend Reconciliation Report

For The Period 01 July 2021 - 30 June 2022

Date	Net Payment Received	Australian Income			Foreign Income			Withheld		
		Unfranked	Franked	Franking Credits	Foreign Income	Foreign Credits	NZ Credits	TFN Withheld	Non-Resident	LIC Deduction
TOTAL	53,371.11	163.50	53,207.61	20,224.76						

Tax Return Reconciliation

	Totals	Tax Return Label
Unfranked	163.50	J
Franked Dividends	53,207.61	K
Franking Credits	20,224.76	L

QUEENSLAND COAST REALTY SUPER FUND
Investment Income Comparison Report

As at 30 June 2022

Investment	Ledger Data			ASX & UUT Data							
	Transaction Date	Income Amount	Franking Credit	Date Payable	Ex Div/Dist Date	Units On Hand	45 Day Qualified	Amount per share/unit	Estimated Income	Estimated Franking*	
Reconciled											
Shares in Listed Companies (Australian)											
CSR.AX	CSR Limited	02/07/2021	480.00	205.71	02/07/2021	28/05/2021	2,000.00	2,000.00	0.2400	480.00	205.71
MFG.AX	Magellan Financial Group Limited				08/03/2022	23/02/2022	594.00	0.00	1.1010	653.99	0.00
MFG.AX	Magellan Financial Group Limited	31/03/2022	653.99	0.00							
NHC.AX	New Hope Corporation Limited				04/05/2022	14/04/2022	3,000.00	3,000.00	0.3000	900.00	385.71
NHC.AX	New Hope Corporation Limited	13/05/2022	875.00	375.00							
NHC.AX	New Hope Corporation Limited	10/06/2022	25.00	10.71							
PPT.AX	Perpetual Limited	01/04/2022	350.56	150.24	01/04/2022	10/03/2022	313.00	313.00	1.1200	350.56	150.24
PRT.AX	PRT Company Limited	04/02/2022	2,600.00	1,114.29	04/02/2022	27/01/2022	10,000.00	10,000.00	0.2600	2,600.00	1,114.28
RHI.AX	Red Hill Iron Limited	10/11/2021	4,569.60	1,958.40	10/11/2021	28/10/2021	3,808.00	3,808.00	1.2000	4,569.60	1,958.40
RHI.AX	Red Hill Iron Limited	31/05/2022	600.00	257.14	31/05/2022	16/05/2022	3,000.00	3,000.00	0.2000	600.00	257.14
RIO.AX	RIO Tinto Limited	23/09/2021	3,040.24	1,302.96	23/09/2021	12/08/2021	400.00	210.00	7.6006	3,040.24	684.05
RIO.AX	RIO Tinto Limited	21/04/2022	662.84	284.07	21/04/2022	10/03/2022	100.00	0.00	6.6284	662.84	0.00
SDG.AX	Sunland Group Limited - Ordinary Fully Paid	30/09/2021	2,035.00	872.14	30/09/2021	14/09/2021	10,175.00	10,000.00	0.2000	2,035.00	857.14
SDG.AX	Sunland Group Limited - Ordinary Fully Paid	13/01/2022	1,000.00	428.57	13/01/2022	30/12/2021	10,000.00	10,000.00	0.1000	1,000.00	428.57
SDG.AX	Sunland Group Limited - Ordinary Fully Paid	17/03/2022	1,200.00	514.29	17/03/2022	01/03/2022	10,000.00	10,000.00	0.1200	1,200.00	514.29
SOL.AX	Washington H Soul Pattinson & Company Limited	14/12/2021	135.00	57.86	14/12/2021	19/11/2021	375.00	375.00	0.3600	135.00	57.86
SUN.AX	Suncorp Group Limited	22/09/2021	960.00	411.43	22/09/2021	13/08/2021	2,000.00	2,000.00	0.4800	960.00	411.43
SUN.AX	Suncorp Group Limited	01/04/2022	460.00	197.14	01/04/2022	14/02/2022	2,000.00	2,000.00	0.2300	460.00	197.14
WAM.AX	WAM Capital Limited	29/10/2021	775.00	332.14	29/10/2021	18/10/2021	10,000.00	10,000.00	0.0775	775.00	332.14
WBC.AX	Westpac Banking Corporation	24/06/2022	270.23	115.81	24/06/2022	19/05/2022	443.00	443.00	0.6100	270.23	115.81

QUEENSLAND COAST REALTY SUPER FUND
Investment Income Comparison Report

As at 30 June 2022

Investment	Ledger Data			ASX & UUT Data							
	Transaction Date	Income Amount	Franking Credit	Date Payable	Ex Div/Dist Date	Units On Hand	45 Day Qualified	Amount per share/unit	Estimated Income	Estimated Franking*	
WMI.AX	Wam Microcap Limited	22/10/2021	800.00	342.86	22/10/2021	11/10/2021	10,000.00	10,000.00	0.0800	800.00	342.86
			21,492.46	8,930.76					20.9075	21,492.46	8,012.77
Unreconciled											
Shares in Listed Companies (Australian)											
BHP.AX	BHP Group Limited	01/03/2022	486.79	208.62							
BHP.AX	BHP Group Limited	28/03/2022	2,421.77	655.38	28/03/2022	24/02/2022	1,395.00	735.00	2.0806	2,902.38	655.38
BHP.AX	BHP Group Limited	01/06/2022	7,559.04	3,239.59							
FMG.AX	Fortescue Metals Group Ltd	30/09/2021	9,400.05	3,124.30	30/09/2021	06/09/2021	4,455.00	3,500.00	2.1100	9,400.05	3,165.00
FMG.AX	Fortescue Metals Group Ltd	03/03/2022	458.38	196.45							
FMG.AX	Fortescue Metals Group Ltd	30/03/2022	1,184.22	507.52	30/03/2022	28/02/2022	955.00	955.00	0.8600	821.30	351.99
MLT.AX	Milton Corporation Limited	05/10/2021	2,523.40	0.00	05/10/2021	21/09/2021	4,820.00	0.00	0.3700	1,783.40	0.00
VTG.AX	Vita Group Limited	26/11/2021	5,850.00	2,507.14	26/11/2021	18/11/2021	10,000.00	10,000.00	0.3900	3,900.00	1,671.43
VTG.AX	Vita Group Limited	13/05/2022	1,995.00	855.00	13/05/2022	05/05/2022	15,000.00	15,000.00	0.1330	1,995.00	855.00
			31,878.65	11,294.00					5.9436	20,802.13	6,698.80
			53,371.11	20,224.76					26.8511	42,294.59	14,711.57

*Franking credit is estimated using 45 day qualified units. The estimation might not be accurate for preference shares and hedging arrangements.



BHP Group Limited
ABN 49 004 028 077

163203 041 BHP



QUEENSLAND COAST REALTY PTY
LTD
<SUPER FUND ACCOUNT>
PO BOX 225
NOBBY BEACH QLD 4218

Update Your Details:



www.computershare.com.au/investor



(within Australia) 1300 656 780
(outside Australia) +61 3 9415 4020



Computershare Investor Services Pty Limited
GPO Box 2975 Melbourne
Victoria 3001 Australia

Your Shareholding

SHARE CLASS	HOLDER NUMBER
Ordinary Shares	HIN WITHHELD
TFN/ABN STATUS	DIRECT CREDIT REF NO
Quoted	282206
RECORD DATE	PAYMENT DATE
25 February 2022	28 March 2022

You must keep this document for your tax records.

BHP Group Limited Shares

FY2022 Interim Dividend Payment - Dividend Statement & Direct Credit Advice

The statement below represents your interim dividend for the half year ended 31 December 2021. This dividend is paid at the rate of US\$1.50 (equivalent to A\$2.08055925) per share on your holding of fully paid ordinary shares, registered in your name and entitled to participate as at the record date. This dividend has been franked in Australia at a rate of 100% and the company tax rate used to determine the franking credit is 30%. All amounts are in Australian dollars, except where indicated.

Amount per Security	Number of Securities	Franked Amount	Unfranked Amount	Gross Payment
A\$2.08055925	1,164	A\$2,421.77	A\$0.00	A\$2,421.77
Net Payment				A\$2,421.77
Australian Franking Credit				A\$1,037.90

Your Payment Instruction

BANK OF QUEENSLAND LTD
BSB: 124-001
Account Number: XXXXXX55

Amount Deposited

A\$2,421.77

If payment cannot be made to the above instruction, you will be issued with a cheque in the same currency as the Amount Deposited.



To start receiving your statements online simply visit www.computershare.com.au/easyupdate/bhp



CSR Limited
ABN 90 000 001 276



┌ 014640 041 CSR



QUEENSLAND COAST REALTY PTY
LTD
<SUPER FUND ACCOUNT>
PO BOX 225
NOBBY BEACH QLD 4218

Update your information:

Online:
www.computershare.com.au/easyupdate/csr

By Mail:
Computershare Investor Services Pty Limited
GPO Box 2975 Melbourne
Victoria 3001 Australia

Enquiries:
(within Australia) 1800 676 061
(international) +61 3 9415 4033

Holder Identification Number (HIN)

X 0038586513

ASX Code	CSR
TFN/ABN Status	Quoted
Record Date	31 May 2021
Payment Date	2 July 2021
Direct Credit Reference No.	825697

Final and special dividend payment for the year ended 31 March 2021

Dear Shareholder,

The payment below comprises a final dividend of 14.5 cents per share and a special dividend of 9.5 cents per share for your shareholding in CSR Limited as at the record date 31 May 2021. This payment is 100% franked at the corporate tax rate of 30%.

Please register at www.computershare.com.au/easyupdate/csr in order to update your TFN, Dividend Reinvestment Plan details, bank account and other details online.

Class Description	Amount per Share	Number of Shares	Franked Amount	Unfranked Amount	Gross Payment
Ordinary Shares	24 cents	2,000	\$480.00	\$0.00	\$480.00
Net Payment					\$480.00
Franking Credit					\$205.71

This statement should be retained by you to assist in the preparation of your income tax return.
If you require your payment to be re-issued, you may be charged an administration fee which will be deducted from your payment.

Your Payment Instruction

BANK OF QUEENSLAND LTD
BSB: 124-001 Account number: 20150655

Amount Deposited
AUD\$480.00



041 042069

QUEENSLAND COAST REALTY PTY
LTD
<SUPER FUND ACCOUNT>
PO BOX 225
NOBBY BEACH QLD 4218

Key details

Payment date: 22 September 2021
Record date: 16 August 2021
SRN/HIN: X*****6513
TFN/ABN received and recorded

Advice of direct credit payment of dividend

Dear Shareholder

Below are details of your 2021 final (40 cent) and special (8 cent) dividends, which are 100% franked at the Company Tax Rate of 30%.

Share description	Dividend per share	No. of shares participating	Unfranked amount	Franked amount	Franking credit	Net payment
Ordinary Fully Paid	48 cents	2,000	\$0.00	\$960.00	\$411.43	\$960.00

You can update your payment and TFN/ABN details, and elect to receive future communications electronically, online at www.linkmarketservices.com.au. You can also access this link if you are interested in participating in the **Dividend Reinvestment Plan (DRP)** or wish to vary your participation. More information on DRP rules is available on the Suncorp Group website at www.suncorpgroup.com.au.

Deposit instructions

Bank name: BANK OF QUEENSLAND
BSB and account number: 124-001 *****0655
Account name: QUEENSLAND COAST REALTY PTY LTD SUPER FUND ACCOUNT
Direct credit reference number: 001262970546

\$960.00

Your dividend has been credited to the account shown above in accordance with your instructions. If this account is no longer valid, please update your details at www.linkmarketservices.com.au. Once updated, your dividend(s) will be paid into your account accordingly.

All values are in Australian dollars. Please retain this advice for your taxation records as a charge may be levied for a replacement.

Dividend Statement

Holder Identification Number	X0038586513
Record Date	13 August 2021
Payable Date	23 September 2021
Half Year Ended	30 June 2021
Tax File Number	Quoted

Shareholder helpline number: 1800 813 292
 New Zealand holders: 0800 450 740
 International shareholders: +61 (3) 9415 4030
www.investorcentre.com/rio
 Computershare Investor Services Pty Ltd, GPO Box 2975, Melbourne VIC 3001 Australia

038720 041 RIO



QUEENSLAND COAST REALTY PTY LTD
 <SUPER FUND ACCOUNT>
 PO BOX 225
 NOBBY BEACH QLD 4218

Dividend advice - Interim and special dividends for the half year ended 30 June 2021

Dear shareholder,

On 28 July 2021 Rio Tinto declared a 2021 interim dividend of 509.42 Australian cents per share (equivalent to 376.00 US cents), and a special dividend of 250.64 Australian cents per share (equivalent to 185.00 US cents). A payment has been made to your nominated bank account in accordance with your details shown below.

These dividends are payable on ordinary shares registered in your name and entitled to participate as at the record date of 13 August 2021. For income tax purposes these dividends are both fully franked (100 per cent) at the tax rate of 30 per cent.

Payment Type	AUD Dividend Rate Per Share	Shareholding	AUD Franked Dividend Payable	AUD Unfranked Dividend Payable	AUD Franking Credits	Gross Payment
Interim	509.42 cents	400	\$2,037.68	\$0.00	\$873.29	\$2,037.68
Special	250.64 cents	400	\$1,002.56	\$0.00	\$429.67	\$1,002.56
AUD Tax Withheld						\$0.00
AUD Dividend Amount						\$3,040.24

Yours sincerely



Tim Paine
Joint Company Secretary

BANKING INSTRUCTION
 BANK OF QUEENSLAND LTD
 BSB: 124-001 ACC: 20150655

Date Payable: 23 September 2021
 Payment Amount: \$3,040.24

Please retain this dividend statement for your records.

Manage your holdings online: Register at www.investorcentre.com/rio

Elect direct credit payment and electronic communications at Investor Centre, our free self-service website is available 24/7. Manage your shareholdings online, the easy way!

View any outstanding payments



Change payment options



Switch to ecommunications



View your Shareholding



Change your address



Update your TFN





041 000740

QUEENSLAND COAST REALTY PTY
 LTD
 <SUPER FUND ACCOUNT>
 PO BOX 225
 NOBBY BEACH QLD 4218

Key Details

Payment date: 30 September 2021
Record date: 15 September 2021
SRN/HIN: X*****6513

TFN/ABN RECEIVED AND RECORDED

Final and Special dividend statement for the year ended 30 June 2021

This dividend is 100% franked at the company tax rate of 30%.

Description	Dividend rate per share	Participating holding	Unfranked amount	Franked amount	Total amount	Franking credit
Fully Paid Ordinary Shares	A\$0.20*	10,175	\$0.00	\$2,035.00	\$2,035.00	\$872.14
Less withholding tax:					\$0.00	
Net dividend amount:					\$2,035.00	

*The dividend of 20 cents is comprised of a final dividend of 4 cents per share and a special dividend of 16 cents per share.

PAYMENT INSTRUCTIONS

BANK OF QUEENSLAND

BSB: 124-001

ACC: ****0655 **ACCOUNT NAME:** QUEENSLAND COAST REALTY PTY LTD SUPER FUND

PAYMENT REFERENCE NUMBER: 001267767899

The payment has been made to the above account. If this account is not valid please turn over for instructions to update your details. Once your details have been updated, payment will be made within four weeks.

Retain this statement to assist in preparing your tax return.

Milton

CORPORATION LIMITED

(ABN 18 000 041 421)
PO Box R1836, Royal Exchange, NSW 1225

All Registry communications to:
C/- Link Market Services Limited
Locked Bag A14, Sydney South, NSW, 1235
Telephone: 1800 641 024
ASX Code: MLT
Security Code: MLT
Email: milton@linkmarketservices.com.au
Website: www.linkmarketservices.com.au



041 008815

QUEENSLAND COAST REALTY PTY
LTD
<SUPER FUND ACCOUNT>
PO BOX 225
NOBBY BEACH QLD 4218

Key Details

Payment date: 5 October 2021

Record date: 22 September 2021

SRN/HIN: X*****6513

TFN/ABN RECEIVED AND RECORDED

Scheme Special Dividend

This dividend is 100% franked at the company tax rate of 30%.

This dividend does not include a Listed Investment Company (LIC) capital gain component.

Description	Dividend rate per share	Participating holding	Unfranked amount	Franked amount	Total amount	Franking credit
Ordinary Shares	A\$0.37	6,820	\$0.00	\$2,523.40	\$2,523.40	\$1,081.46
Net dividend amount:					\$2,523.40	

PAYMENT INSTRUCTIONS

BANK OF QUEENSLAND

BSB: 124-001

ACC: ****0655 ACCOUNT NAME: QUEENNSLAND COAST REALTY PTY LTD SUPER FUND

PAYMENT REFERENCE NUMBER: 001268057511

The payment has been made into the above account. If this account is not valid please turn over for instructions to update your details. Once your details have been updated, payment will be made within 20 business days.

Retain this statement to assist in preparing your tax return.

QUEENSLAND COAST REALTY PTY
LTD
<SUPER FUND ACCOUNT>
PO BOX 225
NOBBY BEACH QLD 4218

Reference Number: S00016554341
TFN/ABN Status: Quoted
Subregister: CHES
Record Date: 12/10/2021
Payment Date: 22/10/2021

Dividend Statement

Payment Description: Final dividend for period ended 30 June 2021

Security Class: Fully Paid Ordinary Shares

ASX Code: WMI

Number of shares held at Record Date	Dividend Rate per share ¹	Gross Dividend	Withholding Tax ²	Net Dividend Credited	Franked Amount ¹	Unfranked Amount	Franking Credit ³
10,000	8 cents	\$800.00	Nil	\$800.00	\$800.00	Nil	\$342.86

- This dividend is made up of a 4 cents ordinary dividend and a 4 cents special dividend which are both 100% franked.
- This withholding tax applies to you if the dividend amount is partially or totally unfranked and you are a:
 - resident of Australia and your TFN or ABN has not been recorded by the share registry. TFN withholding tax is deducted from the gross unfranked portion of the dividend at the highest marginal tax rate applying to personal income; or
 - non-resident of Australia. Non-resident withholding tax (30%) is deducted from the gross unfranked portion of the dividend unless you are a resident of a country which has entered into a Double Taxation Agreement with Australia. In that case a lower rate (generally 15%) may apply.
- The franking credit has been calculated at the rate of 30%.

Direct Credit Instruction

The total net payment has been paid in accordance with your instructions as shown below:

Bank Domicile:	AUS	Receipt Currency:	AUD
Bank Account Type:	Domestic	Amount Deposited:	800.00
Bank Code:	124-001		
Account Number:	*****655		
Exchange Rate:	N/A		

All correspondence to:

BoardRoom

Smart Business Solutions

Boardroom Pty Limited
 ABN 14 003 209 836

GPO Box 3993
 Sydney NSW 2001

Tel: 1300 420 372 (within Australia)
 Tel: +61 2 8023 5472 (outside Australia)
 Fax: +61 2 9279 0664

www.boardroomlimited.com.au
 wilsonam@boardroomlimited.com.au

QUEENSLAND COAST REALTY PTY
 LTD
 <SUPER FUND ACCOUNT>
 PO BOX 225
 NOBBY BEACH QLD 4218

Reference Number: S00016554341
TFN/ABN Status: Quoted
Subregister: CHESS
Record Date: 19/10/2021
Payment Date: 29/10/2021

Dividend Statement

Payment Description: Final Dividend for period ended 30 June 2021

Security Class: Fully Paid Ordinary Shares

ASX Code: WAM

Number of shares held at Record Date	Dividend Rate per share	Gross Dividend	Withholding Tax ¹	Net Dividend Credited	Franked Amount ²	Unfranked Amount	Franking Credit ³
10,000	7.75 cents	\$775.00	Nil	\$775.00	\$775.00	Nil	\$332.14

- This withholding tax applies to you if the dividend amount is partially or totally unfranked and you are a:
 - resident of Australia and your TFN or ABN has not been recorded by the share registry. TFN withholding tax is deducted from the gross unfranked portion of the dividend at the highest marginal tax rate applying to personal income; or
 - non-resident of Australia. Non-resident withholding tax (30%) is deducted from the gross unfranked portion of the dividend unless you are a resident of a country which has entered into a Double Taxation Agreement with Australia. In that case a lower rate (generally 15%) may apply.
- This dividend is 100% franked.
- The franking credit has been calculated at the rate of 30%.

Direct Credit Instruction

The total net payment has been paid in accordance with your instructions as shown below:

Bank Domicile:	AUS	Receipt Currency:	AUD
Bank Account Type:	Domestic	Amount Deposited:	775.00
Bank Code:	124-001		
Account Number:	****655		
Exchange Rate:	N/A		



RED HILL IRON LIMITED | ACN 114 553 392

041 130 RHI



QUEENSLAND COAST REALTY PTY
LTD
<SUPER FUND ACCOUNT>
PO BOX 225
NOBBY BEACH QLD 4218

All Registry Communication to:



GPO Box 5193, Sydney NSW 2001
1300 288 664 (within Australia)
+61 2 9698 5414 (international)
hello@automicgroup.com.au
www.automicgroup.com.au

Holder Number

X0038586513

Summary of Key Information

Payment Date: 10 November 2021
Record Date: 29 October 2021
TFN/ABN Status: Quoted
ASX Code: RHI

2021 Special Dividend Statement

Dear Shareholder

This statement represents your special dividend of \$1.20 per share. The dividend is fully franked (100%) at the Australian Corporate Tax Rate of 30%.

Security Class: Fully Paid Ordinary Shares

Ordinary Shares	Dividend Rate per Share	Unfranked Amount	Franked Amount	Franking Credit
3,808	\$1.2	\$0.00	\$4,569.60	\$1,958.40

Important Notes

- You should retain this statement to assist you in preparing your tax return.
- Shareholders should obtain their own professional advice on the tax implications of this dividend.

Dividend Summary

Dividend Rate per Share x No. of Shares

= Gross Payment

\$1.2 X 3,808 Shares

= \$4,569.60

Gross Payment: \$4,569.60
Less Withholding Tax: \$0.00
Net Payment: \$4,569.60

Direct Credit Payment Confirmation


Your dividend has been credited to your financial institution in accordance with your payment instruction set out below.

Bank Domicile: AUS
Bank Code (BSB): 124-001
Account Number: *****655
Amount Deposited: \$4,569.60
Date Credited: 10 November 2021

Dividend Payment:
\$4,569.60

Update your information:

 **Online:**
www.computershare.com.au/easyupdate/VTG

 **By Mail:**
Computershare Investor Services Pty Limited
GPO Box 2975 Melbourne
Victoria 3001 Australia

Enquiries:

(within Australia) 1300 552 270
(international) +61 3 9415 4000

Holder Identification Number (HIN)

X 0038586513

ASX Code	VTG
TFN/ABN Status	Quoted
Record Date	19 November 2021
Payment Date	26 November 2021
Direct Credit Reference No.	801330



┌ 001216 000 VTG



QUEENSLAND COAST REALTY PTY LTD
<SUPER FUND ACCOUNT>
PO BOX 225
NOBBY BEACH QLD 4218

2021 Special Dividend

Dear Shareholder(s),

This payment represents a special dividend of 39 cents per share. This dividend is paid on the shares registered in your name and entitled to participate as at the record date of 19 November 2021. This payment is 100% franked at the corporate tax rate of 30%.

Please register at www.computershare.com.au/easyupdate/VTG in order to update your TFN, bank account and other details online.

George Southgate
Company Secretary

Class Description	Amount per Share	Number of Shares	Franked Amount	Unfranked Amount	Gross Payment
Ordinary Shares	39 cents	15,000	\$5,850.00	\$0.00	\$5,850.00
Net Payment					\$5,850.00
Franking Credit					\$2,507.14

Note 1: You should retain this statement to assist you in preparing your tax return.

Note 2: If you require your payment to be re-issued, you may be charged an administrative fee which will be deducted from your payment.

Your Payment Instruction

BANK OF QUEENSLAND LTD
BSB: 124-001 Account number: 20150655

Amount Deposited
AUD\$5,850.00



WASHINGTON H SOUL PATTINSON AND COMPANY LIMITED
ABN 49 000 002 728



018655 041 SOL



QUEENSLAND COAST REALTY PTY LTD
<SUPER FUND ACCOUNT>
PO BOX 225
NOBBY BEACH QLD 4218

Update your Information:

Online:
www.computershare.com.au/easyupdate/SOL

By Mail:
Computershare Investor Services Pty Limited
GPO Box 2975 Melbourne
Victoria 3001 Australia

Enquiries:

(within Australia) 1300 855 080
(international) +61 3 9415 4000

Holder Identification Number (HIN)

X 0038586513

ASX Code	SOL
Record Date	22 November 2021
Payment Date	14 December 2021
Direct Credit Reference No.	816123

2021 Final Dividend

Dear Shareholder,

The payment below represents a final dividend of 36 cents per share for the period ended 31 July 2021. This dividend is paid on the number of shares registered in your name and entitled to participate as at the record date of 22 November 2021. This payment is 100% franked at the corporate tax rate of 30%.

Please register at www.computershare.com.au/easyupdate/sol in order to update your TFN, bank account and other details online.

Ida Lawrance
Company Secretary

Class Description	Amount per Share	Number of Shares	Franked Amount	Unfranked Amount	Gross Payment
Ordinary Shares	36 cents	375	\$135.00	\$0.00	\$135.00
				Net Payment	\$135.00
				Franking Credit	\$57.86

Note 1: You should retain this statement to assist you in preparing your tax return.

Note 2: If you require your payment to be re-issued, you may be charged an administrative fee which will be deducted from your payment.

Your Payment Instruction

BANK OF QUEENSLAND LTD
BSB: 124-001 Account number: 20150655

Amount Deposited

AUD\$135.00



QUEENSLAND COAST REALTY PTY
LTD
<SUPER FUND ACCOUNT>
PO BOX 225
NOBBY BEACH QLD 4218

Key Details

Payment date: 13 January 2022
Record date: 31 December 2021
SRN/HIN: X*****6513
TFN/ABN RECEIVED AND RECORDED

Special dividend statement

This dividend is 100% franked at the company tax rate of 30%.

Description	Dividend rate per share	Participating holding	Unfranked amount	Franked amount	Total amount	Franking credit
Fully Paid Ordinary Shares	A\$0.10	10,000	\$0.00	\$1,000.00	\$1,000.00	\$428.57
Less withholding tax:					\$0.00	
Net dividend amount:					\$1,000.00	

PAYMENT INSTRUCTIONS

BANK OF QUEENSLAND

BSB: 124-001


ACC: ****0655 **ACCOUNT NAME:** QUEENSLAND COAST REALTY PTY LTD SUPER FUND

PAYMENT REFERENCE NUMBER: 001270582147

The payment has been made to the above account. If this account is not valid please turn over for instructions to update your details. Once your details have been updated, payment will be made within four weeks.

Retain this statement to assist in preparing your tax return.

Capital Return Statement

 041 000634
QUEENSLAND COAST REALTY PTY
LTD
<SUPER FUND ACCOUNT>
PO BOX 225
NOBBY BEACH QLD 4218

Key Details

Payment date: 4 February 2022
Record date: 28 January 2022
SRN/HIN: X*****6513
TFN/ABN RECEIVED AND RECORDED

Capital Return Statement

The details below relate to a capital return payment on ordinary shares entitled to participate at the record date.

Description	Return of Capital amount per share	Participating holding	Unfranked amount	Franked amount	Total amount	Franking credit
Fully Paid Ordinary Shares	A\$0.10	10,000	\$0.00	\$0.00	\$1,000.00	\$0.00
				Less withholding tax:	\$0.00	
				Net dividend amount:	\$1,000.00	

PAYMENT INSTRUCTIONS

BANK OF QUEENSLAND

BSB: 124-001

ACC: ****0655 **ACCOUNT NAME:** QUEENSLAND COAST REALTY SUPER FUND A/C

PAYMENT REFERENCE NUMBER: 001271161270

The payment has been made to the above account. If this account is not valid please see overleaf for instructions to update your details. Once your details have been updated, payment will be made within 20 business days.

Retain this statement to assist in preparing your tax return.

PRT Company Limited

ACN 000 764 867

All Registry communications to:
Link Market Services Limited
Locked Bag A14
Sydney South NSW 1235 Australia
Telephone: +61 1300 554 474
Outside Australia: +61 2 8767 1000
ASX Code: PRT

Email: registrars@linkmarketservices.com.au
Website: www.linkmarketservices.com.au

Special Dividend Statement



041 000634

QUEENSLAND COAST REALTY PTY
LTD
<SUPER FUND ACCOUNT>
PO BOX 225
NOBBY BEACH QLD 4218

Key Details

Payment date: 4 February 2022

Record date: 28 January 2022

SRN/HIN: X*****6513

TFN/ABN RECEIVED AND RECORDED

Special Dividend Statement

This dividend is 100% franked at the company tax rate of 30%.

Description	Dividend rate per share	Participating holding	Unfranked amount	Franked amount	Total amount	Franking credit
Fully Paid Ordinary Shares	A\$0.26	10,000	\$0.00	\$2,600.00	\$2,600.00	\$1,114.29
Less withholding tax:					\$0.00	
Net dividend amount:					\$2,600.00	

PAYMENT INSTRUCTIONS

BANK OF QUEENSLAND

BSB: 124-001

ACC: ****0655 ACCOUNT NAME: QUEENSLAND COAST REALTY SUPER FUND A/C

PAYMENT REFERENCE NUMBER: 001271159188

The payment has been made to the above account. If this account is not valid please see overleaf for instructions to update your details. Once your details have been updated, payment will be made within 20 business days.

Retain this statement to assist in preparing your tax return.



041 000648

QUEENSLAND COAST REALTY PTY
LTD
<SUPER FUND ACCOUNT>
PO BOX 225
NOBBY BEACH QLD 4218

Key Details

Payment date: 17 March 2022
Record date: 2 March 2022
SRN/HIN: X*****6513

TFN/ABN RECEIVED AND RECORDED

Interim dividend statement for the half year ended 31 December 2021

This dividend is 100% franked at the company tax rate of 30%.

Description	Dividend rate per share	Participating holding	Unfranked amount	Franked amount	Total amount	Franking credit
Fully Paid Ordinary Shares	A\$0.12	10,000	\$0.00	\$1,200.00	\$1,200.00	\$514.29
				Less withholding tax:	\$0.00	
				Net dividend amount:	\$1,200.00	

PAYMENT INSTRUCTIONS

BANK OF QUEENSLAND


BSB: 124-001

ACC: ****0655 ACCOUNT NAME: QUEENSLAND COAST REALTY PTY LTD SUPER FUND

PAYMENT REFERENCE NUMBER: 001272962615

The payment has been made to the above account. If this account is not valid please turn over for instructions to update your details. Once your details have been updated, payment will be made within four weeks.

Retain this statement to assist in preparing your tax return.



BHP Group Limited
ABN 49 004 028 077



163203 041 BHP



QUEENSLAND COAST REALTY PTY
LTD
<SUPER FUND ACCOUNT>
PO BOX 225
NOBBY BEACH QLD 4218

Update Your Details:



www.computershare.com.au/investor



(within Australia) 1300 656 780
(outside Australia) +61 3 9415 4020



Computershare Investor Services Pty Limited
GPO Box 2975 Melbourne
Victoria 3001 Australia

Your Shareholding

SHARE CLASS	HOLDER NUMBER
Ordinary Shares	X 0038586513
TFN/ABN STATUS	DIRECT CREDIT REF NO
Quoted	282206
RECORD DATE	PAYMENT DATE
25 February 2022	28 March 2022

You must keep this document for your tax records.

BHP Group Limited Shares

FY2022 Interim Dividend Payment - Dividend Statement & Direct Credit Advice

The statement below represents your interim dividend for the half year ended 31 December 2021. This dividend is paid at the rate of US\$1.50 (equivalent to A\$2.08055925) per share on your holding of fully paid ordinary shares, registered in your name and entitled to participate as at the record date. This dividend has been franked in Australia at a rate of 100% and the company tax rate used to determine the franking credit is 30%. All amounts are in Australian dollars, except where indicated.

Amount per Security	Number of Securities	Franked Amount	Unfranked Amount	Gross Payment
A\$2.08055925	1,164	A\$2,421.77	A\$0.00	A\$2,421.77
Net Payment				A\$2,421.77
Australian Franking Credit				A\$1,037.90

Your Payment Instruction

BANK OF QUEENSLAND LTD
BSB: 124-001
Account Number: 20150655

Amount Deposited

A\$2,421.77

If payment cannot be made to the above instruction, you will be issued with a cheque in the same currency as the Amount Deposited.



To start receiving your statements online simply visit www.computershare.com.au/easyupdate/bhp

QUEENSLAND COAST REALTY PTY
LTD
<SUPER FUND ACCOUNT>
PO BOX 225
NOBBY BEACH QLD 4218

Reference Number: S00016554341
TFN/ABN Status: Quoted
Subregister: CHES
Record Date: 24/02/2022
Payment Date: 08/03/2022

Dividend Statement

Payment Description: Interim Dividend for period ended 31 December 2021

Security Class: Fully Paid Ordinary Shares

ASX Code: MFG

Number of shares held at Record Date	Dividend Rate per share	Gross Dividend (AUD)	Withholding Tax ¹ (AUD)	Net Dividend Withheld (AUD)	Franked Amount ² (AUD)	Unfranked Amount ³ (AUD)	Franking Credit ² (AUD)
594	110.1 cents	\$653.99	Nil	\$653.99	\$490.49	\$163.50	\$210.21

- This withholding tax applies to you if the dividend amount is partially or totally unfranked and you are a:
 - resident of Australia and your TFN or ABN has not been recorded by the share registry. TFN withholding tax is deducted from the gross unfranked portion of the dividend at the highest marginal tax rate applying to personal income; or
 - non-resident of Australia. Non-resident withholding tax (30%) is deducted from the gross unfranked portion of the dividend unless you are a resident of a country which has entered into a Double Taxation Agreement with Australia. In that case a lower rate (generally 15%) may apply.
- This dividend is 75% franked and the franking credit has been calculated at the rate of 30%.
- The unfranked portion of this dividend excludes Conduit Foreign Income, therefore non-resident tax is applicable.

To update your TFN, bank account and other details, please log onto www.investorserve.com.au, call Boardroom Pty Limited on 1300 005 016 (within Australia), or call +61 2 9290 9600 (outside Australia) or email magellan@boardroomlimited.com.au.

Important Notice

We note that as at the Record Date we had not received your direct credit banking instructions and as a result, in accordance with the Company's direct credit dividend payment policy, payment of your dividend entitlement has been withheld. Your dividend entitlement will be credited to your nominated account after receipt of your valid direct credit banking instructions.

Your dividend entitlement will not bear any interest. If you have submitted your direct credit banking instructions since the Record Date, we will process your dividend payment as soon as practicable.

Please retain this statement for taxation purposes

PLEASE SEE OVERLEAF FOR IMPORTANT INFORMATION ON RECEIVING ELECTRONIC CHES STATEMENTS

All Registry communications to:
 C/- Link Market Services Limited
 Locked Bag A14, Sydney South, NSW, 1235
 Investor Line: +61 1300 732 806
 ASX Code: PPT
 Email: registrars@linkmarketservices.com.au
 Website: www.linkmarketservices.com.au



041 006122

QUEENSLAND COAST REALTY PTY
 LTD
 <SUPER FUND ACCOUNT>
 PO BOX 225
 NOBBY BEACH QLD 4218

Dividend Statement

Payment Date: 01 April 2022
Record Date: 11 March 2022
Reference No.: X*****6513
 TFN/ABN RECEIVED AND RECORDED



Interim dividend statement for the six months ended 31 December 2021

This dividend is 100% franked at the company tax rate of 30%.

Class Description	Dividend rate per share	Participating holding	Unfranked amount	Franked amount	Total amount	Franking credit
Ordinary Shares	112 cents	313	\$0.00	\$350.56	\$350.56	\$150.24
Dividend amount:					\$350.56	

BANKING INSTRUCTIONS:

BANK OF QUEENSLAND
 100 SKYRING TERRACE
 NEWSTEAD QLD 4006
 Account Name: QUEENSLAND COAST REALTY PTY LTD SUPER FUND
 BSB: 124-001 ACC: ****0655
 Direct Credit Reference No.: 001276138144

A payment has been made to the above account. If this account is not valid please turn over for instructions to update your details. Once your details have been updated, a payment will be made within four weeks.

UPDATING YOUR DETAILS: Refer overleaf for instructions on how to update your details.
 The total amount together with the franking credit should be disclosed as assessable income in your tax return.
Please retain this statement for taxation purposes as a charge may be levied for replacement.



041 040352

QUEENSLAND COAST REALTY PTY
LTD
<SUPER FUND ACCOUNT>
PO BOX 225
NOBBY BEACH QLD 4218**Key details**Payment date: 01 April 2022
Record date: 15 February 2022
SRN/HIN: X*****6513
TFN/ABN received and recorded**Advice of direct credit payment of dividend**

Dear Shareholder

Below are details of your 2022 interim dividend which is 100% franked at the Company Tax Rate of 30%.

Share description	Dividend per share	No. of shares participating	Unfranked amount	Franked amount	Franking credit	Net payment
Ordinary Fully Paid	23 cents	2,000	\$0.00	\$460.00	\$197.14	\$460.00

You can update your payment and TFN/ABN details, and elect to receive future communications electronically, online at www.linkmarketservices.com.au. You can also access this link if you are interested in participating in the **Dividend Reinvestment Plan (DRP)** or wish to vary your participation. More information on DRP rules is available on the Suncorp Group website at www.suncorpgroup.com.au.

Deposit instructionsBank name: BANK OF QUEENSLAND
BSB and account number: 124-001 *****0655 **\$460.00**
Account name: QUEENSLAND COAST REALTY PTY LTD SUPER FUND ACCOUNT
Direct credit reference number: 001271630146

Your dividend has been credited to the account shown above in accordance with your instructions. If this account is no longer valid, please update your details at www.linkmarketservices.com.au. Once updated, your dividend(s) will be paid into your account accordingly.

All values are in Australian dollars. Please retain this advice for your taxation records as a charge may be levied for a replacement.



043059 041 RIO



QUEENSLAND COAST REALTY PTY
LTD
<SUPER FUND ACCOUNT>
PO BOX 225
NOBBY BEACH QLD 4218

Dividend Statement

Holder Identification Number	X0038586513
Record Date	11 March 2022
Payable Date	21 April 2022
Year Ended	31 December 2021
Tax File Number	Quoted

Shareholder helpline number: 1800 813 292
New Zealand holders: 0800 450 740
International shareholders: +61 (3) 9415 4030
www.investorcentre.com/rio
Computershare Investor Services Pty Ltd, GPO Box 2975, Melbourne VIC 3001 Australia

Dividend advice - Final and special dividends for the year ended 31 December 2021

Dear shareholder,

On 23 February 2022 Rio Tinto declared a 2021 final dividend of 577.04 Australian cents per share (equivalent to 417.00 US cents), and a special dividend of 85.80 Australian cents per share (equivalent to 62.00 US cents). A payment has been made to your nominated bank account in accordance with your details shown below.

These dividends are payable on ordinary shares registered in your name and entitled to participate as at the record date of 11 March 2022. For income tax purposes these dividends are both fully franked (100 per cent) at the tax rate of 30 per cent.

Payment Type	AUD Dividend Rate Per Share	Shareholding	AUD Franked Dividend Payable	AUD Unfranked Dividend Payable	AUD Franking Credits	Gross Payment
Final	577.04 cents	100	\$577.04	\$0.00	\$247.30	\$577.04
Special	85.80 cents	100	\$85.80	\$0.00	\$36.77	\$85.80
AUD Tax Withheld						\$0.00
AUD Dividend Amount						\$662.84

Yours sincerely



Tim Paine
Joint Company Secretary

BANKING INSTRUCTION
BANK OF QUEENSLAND LTD
BSB: 124-001 ACC: 20150655

Date Payable: 21 April 2022
Payment Amount: \$662.84

Please retain this dividend statement for your records.

Manage your holdings online: Register at www.investorcentre.com/rio

Elect direct credit payment and electronic communications at Investor Centre, our free self-service website is available 24/7. Manage your shareholdings online, the easy way!

View any outstanding payments



Change payment options



Switch to ecommunications



View your Shareholding

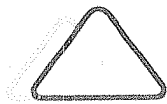


Change your address



Update your TFN





NEW HOPE
CORPORATION LIMITED

ABN 38 010 553 844

Update your information.

Online:
www.computershare.com.au/easyupdate/nhc

By Mail:
Computershare Investor Services Pty Limited
GPO Box 2975 Melbourne
Victoria 3001 Australia

Enquiries:
(within Australia) 1300 552 270
(international) +61 3 9415 4000

Holder Identification Number (HIN)

X 0038586513

ASX Code	NHC
TFN/ABN Status	Quoted
Record Date	19 April 2022
Payment Date	4 May 2022



000506 000 NHC



QUEENSLAND COAST REALTY PTY LTD
<SUPER FUND ACCOUNT>
PO BOX 225
NOBBY BEACH QLD 4218

2022 Interim and Special Dividend

Dear Shareholder,

This payment represents an interim dividend of 17 cents per share and a special dividend of 13 cents per share for the half year ended 31 January 2022. These dividends are paid on the shares registered in your name and entitled to participate as at the record date of 19 April 2022. For Australian income tax purposes, this payment is 100% franked at the corporate tax rate of 30%.

Please register at www.computershare.com.au/easyupdate/nhc in order to update your TFN, bank account and other details online.

Yours sincerely,
New Hope Corporation Limited

Class Description	Amount per Security	Number of Securities	Franked Amount	Unfranked Amount	Gross Payment
Ordinary Shares	30 Cents	3,000	\$900.00	\$0.00	\$900.00
Net Payment					\$900.00
Franking Credit					\$385.71

Note 1: You should retain this statement to assist you in preparing your tax return.


Note 2: If you require your payment to be re-issued, you may be charged an administrative fee which will be deducted from your payment.


Important Notice

We note that as at the Record Date we had not received your direct credit banking instructions and as a result, in accordance with the Company's direct credit dividend payment policy, we have been unable to effect payment of your dividend entitlement. Your dividend entitlement will be deposited into your nominated account after receipt of your valid direct credit banking instructions. A Direct Credit form and return envelope is enclosed for your convenience.

If you have submitted your direct credit banking instructions since the Record Date, we will be banking your payment entitlement shortly. Upon crediting the dividend payment to your nominated account, a further advice will be sent to your registered address to confirm the deposit of that amount.

Update your information:

 **Online:**
www.computershare.com.au/easyupdate/VTG

 **By Mail:**
Computershare Investor Services Pty Limited
GPO Box 2975 Melbourne
Victoria 3001 Australia

Enquiries:

(within Australia) 1300 552 270
(international) +61 3 9415 4000

Holder Identification Number (HIN)

X 0038586513

ASX Code	VTG
TFN/ABN Status	Quoted
Record Date	6 May 2022
Payment Date	13 May 2022
Direct Credit Reference No.	801222



001411 000 VTG



QUEENSLAND COAST REALTY PTY LTD
<SUPER FUND ACCOUNT>
PO BOX 225
NOBBY BEACH QLD 4218

2022 Special Dividend

Dear Shareholder(s),

This payment represents a special dividend of 13.3 cents per share. This dividend is paid on the shares registered in your name and entitled to participate as at the record date of 6 May 2022. This payment is 100% franked at the corporate tax rate of 30%.

Please register at www.computershare.com.au/easyupdate/VTG in order to update your TFN, bank account and other details online.

George Southgate
Company Secretary

Class Description	Amount per Share	Number of Shares	Franked Amount	Unfranked Amount	Gross Payment
Ordinary Shares	13.3 cents	15,000	\$1,995.00	\$0.00	\$1,995.00
Net Payment					\$1,995.00
Franking Credit					\$855.00

Note 1: You should retain this statement to assist you in preparing your tax return.

Note 2: If you require your payment to be re-issued, you may be charged an administrative fee which will be deducted from your payment.

Your Payment Instruction

BANK OF QUEENSLAND LTD
BSB: 124-001 Account number: 20150655

Amount Deposited

AUD\$1,995.00



RED HILL IRON LIMITED | ACN 114 553 392



041 000112 RHI



QUEENSLAND COAST REALTY PTY
LTD
<SUPER FUND ACCOUNT>
PO BOX 225
NOBBY BEACH QLD 4218

All Registry Communication to:



GPO Box 5193, Sydney NSW 2001
1300 288 664 (within Australia)
+61 2 9698 5414 (international)
hello@automicgroup.com.au
www.automicgroup.com.au

Holder Number

X0038586513

Summary of Key Information

Payment Date: 31 May 2022
Record Date: 17 May 2022
TFN/ABN Status: Quoted
ASX Code: RHI

2022 Special Dividend Statement

Dear Shareholder

This statement represents your special dividend of \$0.20 per share. The dividend is fully franked (100%) at the Australian Corporate Tax Rate of 30%.

Security Class: Fully Paid Ordinary Shares

Ordinary Shares	Dividend Rate per Share	Unfranked Amount	Franked Amount	Franking Credit
3,000	\$0.20	\$0.00	\$600.00	\$257.14

Important Notes

- You should retain this statement to assist you in preparing your tax return
- Shareholders should obtain their own professional advice on the tax implications of this dividend

Dividend Summary

Dividend Rate per Share x No. of Shares

= Gross Payment

\$0.20 X 3,000 Shares

= \$600.00

Gross Payment: \$600.00
Less Withholding Tax: \$0.00
Net Payment: \$600.00

Direct Credit Payment Confirmation

Your dividend has been credited to your financial institution in accordance with your payment instruction set out below.

Bank Domicile: AUS
Bank Code (BSB): 124-001
Account Number: *****655
Amount Deposited: \$600.00
Date Credited: 31 May 2022

Dividend Payment:
\$600.00




NEW HOPE
CORPORATION LIMITED


ABN 38 010 653 844

Tax Invoice

Computershare Investor Services Pty Limited
ABN: 48 078 279 277

For all enquiries:

 **Web:**
www.investorcentre.com/au/contact

 **Phone:**
(within Australia) 1300 850 505
(outside Australia) +61 3 9415 4000

 **Mail:**
Computershare Investor Services Pty Limited
GPO Box 2975 Melbourne
Victoria 3001 Australia

000539

000

NHC

QUEENSLAND COAST REALTY PTY

LTD

<SUPER FUND ACCOUNT>

PO BOX 225

NOBBY BEACH QLD 4218

NEW HOPE CORPORATION LIMITED

Replacement Payment

Please be advised that we have credited the following payment/s into your nominated bank account on 10 June 2022.

By requesting re-issue of your payment, you may have been charged an administrative fee which is deducted from your payment. Fees are applicable to payments valued at over \$100 AUD.

For Australian residents the fee is \$25 AUD GST inclusive and \$22.73 AUD GST exclusive for Overseas residents.

For terms and conditions, please go to <http://cpu.vg/paymentreissueterms>

Payment Date	Payment Amount	Administration Fee	GST Amount	Net Payment
01-01-2019	\$25.00	\$0.00	\$0.00	\$25.00

Please note that holding or payment details can be obtained from our website at www.investorcentre.com/au

Note: If you have lost, misplaced or never received a payment advice and require a replacement for tax purposes, please contact us via the website or number above.

Your Payment Instructions

BANK OF QUEENSLAND LTD
BSB: 124-001
Account number: 20150655

Amount Deposited

\$25.00

All registry communications to:
Link Market Services Limited
Locked Bag A6015, Sydney South NSW 1235
Telephone (free call in Australia): +61 1800 804 255
ASX Code: WBC
Email: westpac@linkmarketservices.com.au
Website: linkmarketservices.com.au



041 / 160230
QUEENSLAND COAST REALTY PTY
LTD
<SUPER FUND ACCOUNT>
PO BOX 225
NOBBY BEACH QLD 4218

Key details

Payment date: 24 June 2022
Record date: 20 May 2022
SRN/HIN: X*****6513
TFN/ABN status: RECEIVED AND RECORDED

Interim dividend statement for the six months ended 31 March 2022

This dividend is 100% franked with Australian franking credits at the company tax rate of 30%.

Description	Participating holding	Dividend rate per share [#]	Unfranked amount	Franked amount	Total amount	Franking credit
Ordinary shares	443	61 cents	\$0.00	\$270.23	\$270.23	\$115.81
Net dividend amount					\$270.23	
***New Zealand Imputation Credit (NZIC)						NZD35.44

[#] The interim dividend of 61 cents per share takes into consideration the cost of the Bank Levy which was equivalent to 3 cents per share over 2022. All amounts are in Australian dollars unless otherwise stated.

*** Only relevant for New Zealand taxpayers.

PAYMENT INSTRUCTIONS

BANK OF QUEENSLAND

BSB: 124-001


ACC: ****0655

ACCOUNT NAME: QUEENSLAND COAST REALTY PTY LTD SUPER FUND ACCOUNT

PAYMENT REFERENCE NUMBER: 1277738060

A payment has been made to the above account. If this account is not valid please turn over for instructions to update your details.

Please keep this statement for your tax records.
It can also be accessed online in Link's Investor Centre, see over for login instructions.



BHP Group Limited
ABN 49 004 028 077



190969 041 BHP

 QUEENSLAND COAST REALTY PTY LTD
 <SUPER FUND ACCOUNT>
 PO BOX 225
 NOBBY BEACH QLD 4218

Update Your Details:



www.computershare.com.au/investor



(within Australia) 1300 503 833
(international) +61 3 9415 4188



Computershare Investor Services Pty Limited
GPO Box 2975 Melbourne
Victoria 3001 Australia

Your Shareholding

SHARE CLASS	HOLDER NUMBER
Ordinary Shares	X 0038586513
TFN/ABN STATUS	
Quoted	
RECORD DATE	IN SPECIE DIVIDEND DATE
26 May 2022	1 June 2022

You must keep this document for your tax records.

BHP Group Limited

In Specie Dividend Statement

On 1 June 2022, BHP Group Limited paid an in specie dividend of Woodside Energy Group Ltd shares (**Woodside shares**). The statement below represents the Woodside shares distributed to you or your entitlement to the Woodside shares (if you were a Selling Shareholder or an Ineligible Overseas Shareholder), based on the fully paid ordinary shares in BHP Group Limited registered in your name as at the Record Date. The value of the in specie dividend was based on the closing price of Woodside shares on 31 May 2022 (**Woodside closing price**). This dividend has been franked in Australia at a rate of 100% and the company tax rate used to determine the franking credit is 30%.

The in specie dividend is not a cash payment.

Woodside closing price	Entitlement to Woodside shares*	Franked Amount	Unfranked Amount	Value of in specie dividend
A\$29.76	254	A\$7,559.04	A\$0.00	A\$7,559.04
Australian Franking Credit				A\$3,239.59

*BHP shareholders were entitled to receive one Woodside share for every 5.5340 BHP shares. BHP shareholders were entitled to a whole number of Woodside shares, with any entitlement to a fraction of a Woodside share that would have otherwise arisen being rounded down to the nearest whole number.



To start receiving your statements online simply visit www.computershare.com.au/easyupdate/bhp

Tax information

A general summary of relevant taxation implications, including the tax outcomes of the in specie dividend for BHP shareholders, is outlined in Appendix 1 of the BHP ASX announcement dated 8 April 2022 which can be located at bhp.com/petroleum.

As this summary is general in nature, this information does not take into account the individual circumstances of particular holders and does not constitute tax advice. It is intended as a general guide only and holders should seek independent taxation advice on the tax implications based on their own individual circumstances.

For US tax resident shareholders, the market value of the in specie dividend will need to be converted into US dollars. The exchange rate used by BHP to determine the quantum of the in-specie dividend in US\$ was AUD/USD 0.7187.

For UK tax resident shareholders, the market value of the in specie dividend will need to be converted into British Pounds in accordance with a method prescribed for UK tax purposes.

Sale Facility

If you are a Selling Shareholder or an Ineligible Overseas Shareholder as at the Record Date, you will receive a separate statement for the sale proceeds payable to you as a result of the sale of the Woodside Shares that you were otherwise entitled to being sold under the Sale Facility.

24200 - Contributions

2022 Financial Year

Preparer Mc Ren Sotto

Reviewer Steven Lee

Status Completed

Account Code	Description	CY Balance	LY Balance	Change
BARGE00001A	(Contributions) Baracz, George - Accumulation (Accumulation)	(\$27,500.00)	(\$25,500.00)	7.84%
TOTAL		CY Balance	LY Balance	
		(\$27,500.00)	(\$25,500.00)	

Supporting Documents

- Contributions Breakdown Report [Report](#)
- Queensland Coast Realty Super 2022_Queries_Response.docx

Standard Checklist

- Attach copies of S290-170 notices (if necessary)
- Attach copy of Contributions Breakdown Report
- Attach SuperStream Contribution Data Report
- Check Fund is registered for SuperStream (if necessary)
- Ensure all Contributions have been allocated from Bank Accounts
- Ensure Work Test is satisfied if members are over 65

QUEENSLAND COAST REALTY SUPER FUND

Contributions Breakdown Report

For The Period 01 July 2021 - 30 June 2022

Summary

Member	D.O.B	Age (at 30/06/2021)	Total Super Balance (at 30/06/2021) *1	Concessional	Non-Concessional	Other	Reserves	Total
Baracz, George	Provided	70 *3	171,939.23	27,500.00	0.00	0.00	0.00	27,500.00
All Members				27,500.00	0.00	0.00	0.00	27,500.00

*1 TSB can include information external to current fund's transaction records. The amount is per individual across all funds.

*3 Members aged 67 to 74 must satisfy work test or meet work test exemption criteria (applies from 1 July 2019) for your fund to accept non-mandated contributions (e.g. salary sacrifice, personal super contributions). NCC bring-forward arrangement is not available.

Contribution Caps

Member	Contribution Type	Contributions	Cap	Current Position
Baracz, George	Concessional	27,500.00	27,500.00	At Limit
	Non-Concessional	0.00	110,000.00	110,000.00 Below Cap

Carry Forward Unused Concessional Contribution Cap

Member	2017	2018	2019	2020	2021	2022	Current Position
Baracz, George							
Concessional Contribution Cap	35,000.00	25,000.00	25,000.00	25,000.00	25,000.00	27,500.00	
Concessional Contribution	35,000.00	25,000.00	25,000.00	25,000.00	25,000.00	27,500.00	
Unused Concessional Contribution	0.00	0.00	0.00	0.00	0.00	0.00	
Cumulative Carry Forward Unused	N/A	N/A	0.00	0.00	0.00	0.00	
Maximum Cap Available	35,000.00	25,000.00	25,000.00	25,000.00	25,000.00	27,500.00	At Limit
Total Super Balance	0.00	180,963.24	163,184.56	192,335.50	128,854.15	171,939.23	

NCC Bring Forward Caps

Member	Bring Forward Cap	2019	2020	2021	2022	Total	Current Position
Baracz, George	N/A	0.00	0.00	0.00	0.00	N/A	Bring Forward Not Triggered

Baracz, George

Date	Transaction Description	Ledger Data				SuperStream Data					
		Contribution Type	Concessional	Non-Concession	Other	Reserves	Contribution	Employer	Concessional	Non-Concess	Other
28/07/2021	EXTERNAL - STOCK TRAD 207020 TR	Employer	15,000.00								
29/07/2021	EXTERNAL - STOCK TRAD 207020 TR CONCESSIONAL COMPANY CONTRI	Employer	12,500.00								
Total - Baracz, George			27,500.00	0.00	0.00	0.00			0.00	0.00	0.00
Total for All Members			27,500.00	0.00	0.00	0.00					

Queensland Coast Realty Super 2022

Queries

1. 07/03/2022 PPT share purchase \$10,803.24 - We note this was not paid from the super fund's bank account. Please confirm how this was paid for.
2. ANZ Cash Account #3289 – We note the below withdrawal appears to be for the purchase of BHP shares. We note this transaction does not appear in CMC share confirmations reports. Please confirm what this withdrawal was for:
 - 28/02/2022 "Bght 395 BHP" \$11,073.47
3. ANZ Cash Account #3289 – Please confirm what the below withdrawals were for and provide supporting documentation (if any):
 - 21.02.2022 "Payment to CMC Market Stockbroking" Debit \$2,532.21
 - 22.02.2022 "Payment to CMC Market Stockbroking" Debit \$8,839.15
 - 14.03.2022 "Contra Settlement" Credit \$53.15
4. Please confirm if the below concessional contributions are concessional (to be reported in your individual tax return) or non-concessional contribution:
 - 28/07/2021 "EXTERNAL - STOCK TRAD 207020 TR" \$15,000
 - 29/07/2021 "EXTERNAL - STOCK TRAD 207020 TR CONCESSIONAL COMPANY CONTRI" \$12,500
5. Please provide us with a copy of the most recent ASIC company statement
6. Investment strategy – Please be advised that the ATO requires the investment strategy to be tailored and specific to the relevant circumstances of your SMSF. Please see below extract from the ATO article.

under the super laws your strategy must consider the following specific factors in regard to the whole circumstances of your fund:

- risks involved in making, holding and realising, and the likely return from your fund's investments regarding its objectives and cash flow requirements
- composition of your fund's investments including the extent to which they are diverse (such as investing in a range of assets and asset classes) and the risks of inadequate diversification
- liquidity of the fund's assets (how easily they can be converted to cash to meet fund expenses such as the cost of managing the fund and income tax expenses)
- fund's ability to pay benefits (such as when members retire and require a lump sum payment or regular pension payments) and other costs it incurs
- whether to hold insurance cover (such as life, permanent or temporary incapacity insurance) for each member of your SMSF.

When formulating your investment strategy, it is not a valid approach to merely specify investment ranges of 0 to 100% for each class of investment. You also need to articulate how you plan to invest your super or why you require broad ranges to achieve your investment goals to satisfy the investment strategy requirements.

The percentage or dollar allocation of the fund's assets invested in each class of investment should support and reflect your articulated investment approach towards achieving your retirement goals. If you choose not to use allocated portions or percentages in your investment strategy, you should ensure material assets are listed in your investment strategy. You should also include the reasons why investing in those assets will achieve your retirement goals.

Please see attached our investment strategy template. Please be advised that if you would like to use our template, you'll need to modify the asset allocation target range and benchmark percentage to reflect your SMSF's current status. Please date/sign the form and forward us a copy.

CLT RESP

EMAIL

26/09/2022

I have also enclosed purchase confirmations to assist you.

1 Sold MFG \$8934.84 and RHI \$2889.72 and purchased PPT for \$10803.24

2 Yes see confirmation on BHP purchase for a total of \$19034.32

3 \$2532.21 + \$8839.15 = \$11371.36 Please see confirmation sheet and \$ 53.15 is a adjustment to a settlement

4 Yes it's a company's concessional contribution

5 Please see attached.
6 Please see attached

Additional information

Item 3 \$11371.36 was used to purchase SDG please see confirmation

24700 - Changes in Market Values of Investments

2022 Financial Year

Preparer Mc Ren Sotto

Reviewer Steven Lee

Status Ready for Review

Account Code	Description	CY Balance	LY Balance	Change
24700	Changes in Market Values of Investments	\$61,378.48	(\$21,303.67)	(388.11)%
TOTAL		CY Balance	LY Balance	
		\$61,378.48	(\$21,303.67)	

Supporting Documents

- Market Movement [Report](#)
- Net Capital Gains Reconciliation [Report](#)
- Realised Capital Gain Report [Report](#)
- EOFY-207020-202210111119.pdf

Standard Checklist

- Attach copies of Source Documentation (Contract Notes, Broker Statements, Chess Statements, Contracts of Sale, Managed Fund Statements etc)
- Attach copy of Market Movement report
- Attach copy of Net Capital Gains Reconciliation
- Attach copy of Realised Capital Gain Report
- Ensure all Asset Disposals have been entered
- Ensure all Market Values have been entered for June 30
- Ensure all Tax Deferred Distributions have been entered

QUEENSLAND COAST REALTY SUPER FUND

Market Movement Report

As at 30 June 2022

Investment	Date	Description	Unrealised				Realised			Total
			Units	Accounting Cost Movement	Market Movement	Depreciation	Balance	Consideration	Accounting Cost Base	
AYSFP - Amaysim Australia Limited										
	01/07/2021	Opening Balance	19,300.00	0.00	0.00	0.00	0.00	0.00	0.00	0.00
	30/06/2022		19,300.00	0.00	0.00	0.00	0.00	0.00	0.00	0.00
BHP.AX - BHP Group Limited										
	01/07/2021	Opening Balance	0.00	0.00	0.00	0.00	0.00	0.00	0.00	0.00
	01/12/2021	Purchase	500.00	19,244.23	0.00	0.00	19,244.23	0.00	0.00	0.00
	08/12/2021	Purchase	160.00	6,284.60	0.00	0.00	25,528.83	0.00	0.00	0.00
	17/02/2022	Purchase	340.00	16,676.67	0.00	0.00	42,205.50	0.00	0.00	0.00
	21/02/2022	Purchase	395.00	19,034.32	0.00	0.00	61,239.82	0.00	0.00	0.00
	28/02/2022	Disposal	(660.00)	(32,096.88)	0.00	0.00	29,142.94	30,191.18	32,096.88	(1,905.70)
	13/04/2022	Purchase	232.00	12,175.07	0.00	0.00	41,318.01	0.00	0.00	0.00
	23/05/2022	Purchase	441.00	20,306.28	0.00	0.00	61,624.29	0.00	0.00	0.00
	30/06/2022	Revaluation	0.00	0.00	(3,544.29)	0.00	58,080.00	0.00	0.00	0.00
	30/06/2022		1,408.00	61,624.29	(3,544.29)	0.00	58,080.00	30,191.18	32,096.88	(1,905.70)
CSR.AX - CSR Limited										
	01/07/2021	Opening Balance	2,000.00	0.00	0.00	0.00	11,520.00	0.00	0.00	0.00
	11/08/2021	Disposal	(2,000.00)	(12,492.49)	0.00	0.00	(972.49)	11,548.44	12,492.49	(944.05)
	11/08/2021	Writeback	0.00	0.00	972.49	0.00	0.00	0.00	0.00	0.00
	30/11/2021	Revaluation	0.00	0.00	180.00	0.00	180.00	0.00	0.00	0.00
	30/06/2022	Revaluation	0.00	0.00	(180.00)	0.00	0.00	0.00	0.00	0.00
	30/06/2022		0.00	(12,492.49)	972.49	0.00	0.00	11,548.44	12,492.49	(944.05)
FMG.AX - Fortescue Metals Group Ltd										
	01/07/2021	Opening Balance	3,500.00	0.00	0.00	0.00	81,690.00	0.00	0.00	0.00
	25/08/2021	Purchase	1,000.00	20,470.45	0.00	0.00	102,160.45	0.00	0.00	0.00
	25/08/2021	Disposal	(1,000.00)	(14,728.75)	0.00	0.00	87,431.70	19,510.47	14,728.75	4,781.72
	25/08/2021	Writeback	0.00	0.00	(4,520.22)	0.00	82,911.48	0.00	0.00	0.00
	01/09/2021	Purchase	955.00	20,176.18	0.00	0.00	103,087.66	0.00	0.00	0.00
	08/09/2021	Disposal	(3,500.00)	(77,859.06)	0.00	0.00	25,228.60	65,524.41	77,859.06	(12,334.65)
	08/09/2021	Writeback	0.00	0.00	(13,051.06)	0.00	12,177.54	0.00	0.00	0.00
	30/11/2021	Revaluation	0.00	0.00	(20,090.00)	0.00	(7,912.46)	0.00	0.00	0.00
	21/02/2022	Purchase	955.00	17,780.77	0.00	0.00	9,868.31	0.00	0.00	0.00
	31/03/2022	Disposal	(955.00)	(9,407.81)	0.00	0.00	460.50	18,556.17	9,407.81	9,148.36
	31/03/2022	Writeback	0.00	0.00	17,320.27	0.00	17,780.77	0.00	0.00	0.00
	30/06/2022	Revaluation	0.00	0.00	(1,039.62)	0.00	16,741.15	0.00	0.00	0.00

QUEENSLAND COAST REALTY SUPER FUND

Market Movement Report

As at 30 June 2022

Investment	Date	Description	Unrealised				Realised			Total
			Units	Accounting Cost Movement	Market Movement	Depreciation	Balance	Consideration	Accounting Cost Base	
	30/06/2022		955.00	(43,568.22)	(21,380.63)	0.00	16,741.15	103,591.05	101,995.62	1,595.43
IFL.AX - Insignia Financial Ltd										
	01/07/2021	Opening Balance	4,900.00	0.00	0.00	0.00	20,923.00	0.00	0.00	0.00
	12/08/2021	Disposal	(1,900.00)	(7,813.97)	0.00	0.00	13,109.03	8,444.00	7,813.97	630.03
	12/08/2021	Writeback	0.00	0.00	(66.79)	0.00	13,042.24	0.00	0.00	0.00
	18/08/2021	Purchase	1,000.00	4,841.00	0.00	0.00	17,883.24	0.00	0.00	0.00
	30/08/2021	Disposal	(2,000.00)	(8,888.88)	0.00	0.00	8,994.36	9,810.10	8,888.88	921.22
	30/08/2021	Writeback	0.00	0.00	(70.31)	0.00	8,924.05	0.00	0.00	0.00
	31/08/2021	Disposal	(2,000.00)	(8,888.88)	0.00	0.00	35.17	9,110.10	8,888.88	221.22
	31/08/2021	Writeback	0.00	0.00	(70.31)	0.00	(35.14)	0.00	0.00	0.00
	30/11/2021	Revaluation	0.00	0.00	(2,842.00)	0.00	(2,877.14)	0.00	0.00	0.00
	30/06/2022	Revaluation	0.00	0.00	2,877.14	0.00	0.00	0.00	0.00	0.00
	30/06/2022		0.00	(20,750.73)	(172.27)	0.00	0.00	27,364.20	25,591.73	1,772.47
MFG.AX - Magellan Financial Group Limited										
	14/02/2022	Purchase	594.00	11,364.00	0.00	0.00	11,364.00	0.00	0.00	0.00
	09/03/2022	Disposal	(594.00)	(11,364.00)	0.00	0.00	0.00	8,934.64	11,364.00	(2,429.36)
	30/06/2022		0.00	0.00	0.00	0.00	0.00	8,934.64	11,364.00	(2,429.36)
MLT.AX - Milton Corporation Limited										
	09/09/2021	Purchase	2,000.00	14,074.06	0.00	0.00	14,074.06	0.00	0.00	0.00
	15/09/2021	Purchase	2,000.00	15,195.18	0.00	0.00	29,269.24	0.00	0.00	0.00
	17/09/2021	Purchase	820.00	6,168.10	0.00	0.00	35,437.34	0.00	0.00	0.00
	21/09/2021	Purchase	2,000.00	13,811.04	0.00	0.00	49,248.38	0.00	0.00	0.00
	05/10/2021	Merger	(6,820.00)	(49,248.38)	0.00	0.00	0.00	9,125.78	49,248.38	(40,122.60)
	30/06/2022		0.00	0.00	0.00	0.00	0.00	9,125.78	49,248.38	(40,122.60)
NAB.AX - National Australia Bank Limited										
	01/07/2021	Opening Balance	0.00	0.00	0.00	0.00	0.00	0.00	0.00	0.00
	05/11/2021	Purchase	500.00	14,254.25	0.00	0.00	14,254.25	0.00	0.00	0.00
	11/11/2021	Disposal	(500.00)	(14,254.25)	0.00	0.00	0.00	14,170.81	14,254.25	(83.44)
	30/06/2022		0.00	0.00	0.00	0.00	0.00	14,170.81	14,254.25	(83.44)

QUEENSLAND COAST REALTY SUPER FUND

Market Movement Report

As at 30 June 2022

Investment	Date	Description	Unrealised				Realised			Total
			Units	Accounting Cost Movement	Market Movement	Depreciation	Balance	Consideration	Accounting Cost Base	
NHC.AXW - New Hope Corporation Limited										
	01/07/2021	Opening Balance	0.00	0.00	0.00	0.00	0.00	0.00	0.00	0.00
	06/04/2022	Purchase	3,000.00	10,451.00	0.00	0.00	10,451.00	0.00	0.00	0.00
	30/06/2022	Revaluation	0.00	0.00	(71.00)	0.00	10,380.00	0.00	0.00	0.00
	30/06/2022		3,000.00	10,451.00	(71.00)	0.00	10,380.00	0.00	0.00	0.00
PPT.AX - Perpetual Limited										
	01/07/2021	Opening Balance	0.00	0.00	0.00	0.00	0.00	0.00	0.00	0.00
	21/02/2022	Purchase	313.00	10,803.24	0.00	0.00	10,803.24	0.00	0.00	0.00
	23/05/2022	Disposal	(313.00)	(10,803.24)	0.00	0.00	0.00	9,976.83	10,803.24	(826.41)
	30/06/2022		0.00	0.00	0.00	0.00	0.00	9,976.83	10,803.24	(826.41)
PRT.AX - PRT Company Limited										
	01/07/2021	Opening Balance	0.00	0.00	0.00	0.00	0.00	0.00	0.00	0.00
	03/11/2021	Purchase	10,000.00	4,061.00	0.00	0.00	4,061.00	0.00	0.00	0.00
	04/02/2022	Return Of Capital	0.00	(1,000.00)	0.00	0.00	3,061.00			
	30/06/2022	Revaluation	0.00	0.00	1,589.00	0.00	4,650.00	0.00	0.00	0.00
	30/06/2022		10,000.00	3,061.00	1,589.00	0.00	4,650.00	0.00	0.00	0.00
RHI.AX - Red Hill Iron Limited										
	15/10/2021	Purchase	808.00	3,605.50	0.00	0.00	3,605.50	0.00	0.00	0.00
	20/10/2021	Purchase	1,000.00	5,039.90	0.00	0.00	8,645.40	0.00	0.00	0.00
	21/10/2021	Purchase	1,000.00	5,019.90	0.00	0.00	13,665.30	0.00	0.00	0.00
	27/10/2021	Purchase	1,000.00	5,309.90	0.00	0.00	18,975.20	0.00	0.00	0.00
	24/03/2022	Disposal	(808.00)	(4,290.40)	0.00	0.00	14,684.80	2,889.72	4,290.40	(1,400.68)
	30/06/2022	Revaluation	0.00	0.00	(5,084.80)	0.00	9,600.00	0.00	0.00	0.00
	30/06/2022		3,000.00	14,684.80	(5,084.80)	0.00	9,600.00	2,889.72	4,290.40	(1,400.68)
RIO.AX - RIO Tinto Limited										
	01/07/2021	Opening Balance	210.00	0.00	0.00	0.00	26,594.40	0.00	0.00	0.00
	02/08/2021	Purchase	110.00	14,959.55	0.00	0.00	41,553.95	0.00	0.00	0.00
	03/08/2021	Purchase	80.00	10,851.00	0.00	0.00	52,404.95	0.00	0.00	0.00
	16/08/2021	Disposal	(210.00)	(28,403.14)	0.00	0.00	24,001.81	25,510.47	28,403.14	(2,892.67)
	16/08/2021	Writeback	0.00	0.00	329.58	0.00	24,331.39	0.00	0.00	0.00
	21/09/2021	Disposal	(141.00)	(18,277.74)	0.00	0.00	6,053.65	14,107.14	18,277.74	(4,170.60)
	21/09/2021	Writeback	0.00	0.00	221.29	0.00	6,274.94	0.00	0.00	0.00
	20/10/2021	Disposal	(49.00)	(6,351.84)	0.00	0.00	(76.90)	4,870.50	6,351.84	(1,481.34)
	20/10/2021	Writeback	0.00	0.00	76.90	0.00	0.00	0.00	0.00	0.00

QUEENSLAND COAST REALTY SUPER FUND

Market Movement Report

As at 30 June 2022

Investment	Date	Description	Unrealised				Realised			Total
			Units	Accounting Cost Movement	Market Movement	Depreciation	Balance	Consideration	Accounting Cost Base	
	30/11/2021	Revaluation	0.00	0.00	(6,562.50)	0.00	(6,562.50)	0.00	0.00	0.00
	28/02/2022	Purchase	100.00	11,731.72	0.00	0.00	5,169.22	0.00	0.00	0.00
	13/04/2022	Disposal	(100.00)	(11,731.72)	0.00	0.00	(6,562.50)	11,974.01	11,731.72	242.29
	13/04/2022	Writeback	0.00	0.00	6,562.50	0.00	0.00	0.00	0.00	0.00
	30/06/2022		0.00	(27,222.17)	627.77	0.00	0.00	56,462.12	64,764.44	(8,302.32)
SDG.AX - Sunland Group Limited - Ordinary Fully Paid										
	01/07/2021	Opening Balance	0.00	0.00	0.00	0.00	0.00	0.00	0.00	0.00
	30/08/2021	Purchase	3,800.00	10,345.90	0.00	0.00	10,345.90	0.00	0.00	0.00
	31/08/2021	Purchase	3,375.00	9,156.15	0.00	0.00	19,502.05	0.00	0.00	0.00
	08/09/2021	Purchase	3,000.00	8,619.90	0.00	0.00	28,121.95	0.00	0.00	0.00
	15/10/2021	Disposal	(175.00)	(502.83)	0.00	0.00	27,619.12	418.85	502.83	(83.98)
	14/02/2022	Disposal	(4,000.00)	(11,316.13)	0.00	0.00	16,302.99	11,191.30	11,316.13	(124.83)
	21/02/2022	Purchase	4,000.00	11,371.36	0.00	0.00	27,674.35	0.00	0.00	0.00
	30/06/2022	Revaluation	0.00	0.00	(174.35)	0.00	27,500.00	0.00	0.00	0.00
	30/06/2022		10,000.00	27,674.35	(174.35)	0.00	27,500.00	11,610.15	11,818.96	(208.81)
SOL.AX - Washington H Soul Pattinson & Company Limited										
	05/10/2021	Merger	1,271.00	9,125.78	0.00	0.00	9,125.78	0.00	0.00	0.00
	15/10/2021	Disposal	(771.00)	(5,535.78)	0.00	0.00	3,590.00	26,958.02	5,535.78	21,422.24
	03/11/2021	Disposal	(125.00)	(897.50)	0.00	0.00	2,692.50	4,049.00	897.50	3,151.50
	03/12/2021	Disposal	(375.00)	(2,692.50)	0.00	0.00	0.00	11,566.35	2,692.50	8,873.85
	30/06/2022		0.00	0.00	0.00	0.00	0.00	42,573.37	9,125.78	33,447.59
SUN.AX - Suncorp Group Limited										
	01/07/2021	Opening Balance	0.00	0.00	0.00	0.00	0.00	0.00	0.00	0.00
	11/08/2021	Purchase	1,000.00	12,512.50	0.00	0.00	12,512.50	0.00	0.00	0.00
	12/08/2021	Purchase	1,000.00	13,113.10	0.00	0.00	25,625.60	0.00	0.00	0.00
	21/10/2021	Disposal	(410.00)	(5,376.37)	0.00	0.00	20,249.23	5,070.00	5,376.37	(306.37)
	27/10/2021	Disposal	(435.00)	(5,704.20)	0.00	0.00	14,545.03	5,366.70	5,704.20	(337.50)
	03/12/2021	Purchase	845.00	9,142.34	0.00	0.00	23,687.37	0.00	0.00	0.00
	16/02/2022	Disposal	(2,000.00)	(23,687.37)	0.00	0.00	0.00	23,556.42	23,687.37	(130.95)
	16/02/2022	Writeback	0.00	0.00	(0.01)	0.00	(0.01)	0.00	0.00	0.00
	30/06/2022	Revaluation	0.00	0.00	0.01	0.00	0.00	0.00	0.00	0.00
	30/06/2022		0.00	0.00	0.00	0.00	0.00	33,993.12	34,767.94	(774.82)

QUEENSLAND COAST REALTY SUPER FUND

Market Movement Report

As at 30 June 2022

Investment	Date	Description	Unrealised				Realised			Total
			Units	Accounting Cost Movement	Market Movement	Depreciation	Balance	Consideration	Accounting Cost Base	
SWM.AX - Seven West Media Limited										
	01/07/2021	Opening Balance	0.00	0.00	0.00	0.00	0.00	0.00	0.00	0.00
	05/11/2021	Purchase	10,000.00	5,411.00	0.00	0.00	5,411.00	0.00	0.00	0.00
	17/02/2022	Disposal	(10,000.00)	(5,411.00)	0.00	0.00	0.00	6,989.00	5,411.00	1,578.00
	30/06/2022		0.00	0.00	0.00	0.00	0.00	6,989.00	5,411.00	1,578.00
VMS.AX - Venture Minerals Limited										
	01/07/2021	Opening Balance	45,000.00	0.00	0.00	0.00	6,750.00	0.00	0.00	0.00
	11/08/2021	Disposal	(45,000.00)	(4,615.90)	0.00	0.00	2,134.10	4,489.00	4,615.90	(126.90)
	11/08/2021	Writeback	0.00	0.00	(2,134.10)	0.00	0.00	0.00	0.00	0.00
	30/11/2021	Revaluation	0.00	0.00	(4,635.00)	0.00	(4,635.00)	0.00	0.00	0.00
	30/06/2022	Revaluation	0.00	0.00	4,635.00	0.00	0.00	0.00	0.00	0.00
	30/06/2022		0.00	(4,615.90)	(2,134.10)	0.00	0.00	4,489.00	4,615.90	(126.90)
VTG.AX - Vita Group Limited										
	17/11/2021	Purchase	10,000.00	8,961.00	0.00	0.00	8,961.00	0.00	0.00	0.00
	18/11/2021	Purchase	5,000.00	4,561.00	0.00	0.00	13,522.00	0.00	0.00	0.00
	30/06/2022	Revaluation	0.00	0.00	(10,747.00)	0.00	2,775.00	0.00	0.00	0.00
	30/06/2022		15,000.00	13,522.00	(10,747.00)	0.00	2,775.00	0.00	0.00	0.00
WAM.AX - WAM Capital Limited										
	01/07/2021	Opening Balance	0.00	0.00	0.00	0.00	0.00	0.00	0.00	0.00
	15/10/2021	Purchase	10,000.00	23,823.80	0.00	0.00	23,823.80	0.00	0.00	0.00
	01/12/2021	Disposal	(10,000.00)	(23,823.80)	0.00	0.00	0.00	21,978.00	23,823.80	(1,845.80)
	30/06/2022		0.00	0.00	0.00	0.00	0.00	21,978.00	23,823.80	(1,845.80)
WBC.AX - Westpac Banking Corporation										
	01/07/2021	Opening Balance	0.00	0.00	0.00	0.00	0.00	0.00	0.00	0.00
	09/09/2021	Purchase	500.00	12,967.96	0.00	0.00	12,967.96	0.00	0.00	0.00
	13/09/2021	Purchase	330.00	8,570.10	0.00	0.00	21,538.06	0.00	0.00	0.00
	15/09/2021	Disposal	(600.00)	(15,572.80)	0.00	0.00	5,965.26	15,374.61	15,572.80	(198.19)
	17/09/2021	Disposal	(230.00)	(5,965.26)	0.00	0.00	0.00	5,850.50	5,965.26	(114.76)
	24/03/2022	Purchase	122.00	2,907.28	0.00	0.00	2,907.28	0.00	0.00	0.00
	31/03/2022	Purchase	765.00	18,508.54	0.00	0.00	21,415.82	0.00	0.00	0.00
	06/04/2022	Disposal	(444.00)	(10,697.80)	0.00	0.00	10,718.02	10,618.36	10,697.80	(79.44)
	23/05/2022	Disposal	(443.00)	(10,718.02)	0.00	0.00	0.00	10,377.35	10,718.02	(340.67)
	30/06/2022		0.00	0.00	0.00	0.00	0.00	42,220.82	42,953.88	(733.06)

QUEENSLAND COAST REALTY SUPER FUND

Market Movement Report

As at 30 June 2022

Investment	Date	Description	Unrealised				Realised			Total
			Units	Accounting Cost Movement	Market Movement	Depreciation	Balance	Consideration	Accounting Cost Base	
WDS.AX - Woodside Energy Group Ltd										
	01/06/2022	Purchase	254.00	7,559.04	0.00	0.00	7,559.04	0.00	0.00	0.00
	30/06/2022	Revaluation	0.00	0.00	528.32	0.00	8,087.36	0.00	0.00	0.00
	30/06/2022		254.00	7,559.04	528.32	0.00	8,087.36	0.00	0.00	0.00
WMI.AX - Wam Microcap Limited										
	26/08/2021	Purchase	10,000.00	19,619.60	0.00	0.00	19,619.60	0.00	0.00	0.00
	01/09/2021	Disposal	(10,000.00)	(19,619.60)	0.00	0.00	0.00	20,183.84	19,619.60	564.24
	08/09/2021	Purchase	10,000.00	21,221.20	0.00	0.00	21,221.20	0.00	0.00	0.00
	05/11/2021	Disposal	(10,000.00)	(21,221.20)	0.00	0.00	0.00	20,179.80	21,221.20	(1,041.40)
	30/06/2022		0.00	0.00	0.00	0.00	0.00	40,363.64	40,840.80	(477.16)
Total Market Movement					(39,590.86)				(21,787.62)	(61,378.48)

QUEENSLAND COAST REALTY SUPER FUND

Capital Gains Reconciliation Report

For The Period 01 July 2021 - 30 June 2022

	Total	Discounted	Indexed	Other	Notional
Losses available to offset					
Carried forward from prior losses	145,270				
Carried forward from prior losses - Collectables	0				
Current year capital losses	75,501				
Current year capital losses - Collectables	0				
Total Losses Available	220,772				
Total Losses Available - Collectables	0				
Capital Gains					
Capital gains from disposal of assets	53,714	14,367	0	39,347	0
Capital gains from disposal of assets - Collectables	0	0	0	0	0
Capital gains from trust distributions	0	0	0	0	0
Capital Gains Before Losses applied	53,714	14,367	0	39,347	0
Losses and discount applied					
Losses applied	53,714	14,367	0	39,347	0
Losses applied - Collectables	0	0	0	0	0
Capital gains after losses applied	0	0	0	0	0
Capital gains after losses applied - Collectables	0	0	0	0	0
CGT Discount applied	0				
CGT Discount applied - Collectables	0				

QUEENSLAND COAST REALTY SUPER FUND

Capital Gains Reconciliation Report

For The Period 01 July 2021 - 30 June 2022

	Total	Discounted	Indexed	Other	Notional
Net Capital Gain					
Net capital gain	0				
Net capital gain - Collectables	0				
Total Net Capital Gain (11A)	0				
Net Capital Losses Carried Forward to later income					
Net Capital Losses Carried Forward to later income years	167,058				
Net Capital Losses Carried Forward to later income years - Collectables	0				
Total Net Capital Losses Carried Forward to later income years (14V)	167,058				

Note

Refer to Realised Gains Report for details of Disposals at a Security level

Refer to Distribution Reconciliation Report for Trust Distribution details at a Security level

QUEENSLAND COAST REALTY SUPER FUND

Realised Capital Gains Report

For The Period 01 July 2021 - 30 June 2022

Investment		Accounting Treatment				Tax Treatment						
Purchase Contract Date	Disposal Contract Date	Units	Cost	Proceeds	Accounting Profit/(Loss)	Adjusted Cost Base	Reduced Cost Base	Indexed Cost Base	Indexed Gains	Discounted Gains (Gross)	Other Gains	Capital Loss
Shares in Listed Companies (Australian)												
BHP.AX - BHP Group Limited												
22/02/2022	28/02/2022	320.00	15,420.21	14,638.15	(782.06)	15,420.21	15,420.21	0.00	0.00	0.00	0.00	(782.06)
17/02/2022	28/02/2022	340.00	16,676.67	15,553.03	(1,123.64)	16,676.67	16,676.67	0.00	0.00	0.00	0.00	(1,123.64)
		660.00	32,096.88	30,191.18	(1,905.70)	32,096.88	32,096.88	0.00	0.00	0.00	0.00	(1,905.70)
CSR.AX - CSR Limited												
12/05/2021	11/08/2021	2,000.00	12,492.49	11,548.44	(944.05)	12,492.49	12,492.49	0.00	0.00	0.00	0.00	(944.05)
		2,000.00	12,492.49	11,548.44	(944.05)	12,492.49	12,492.49	0.00	0.00	0.00	0.00	(944.05)
FMG.AX - Fortescue Metals Group Ltd												
25/08/2021	25/08/2021	455.00	9,314.05	8,877.26	(436.79)	9,314.05	9,314.05	0.00	0.00	0.00	0.00	(436.79)
05/12/2019	25/08/2021	510.00	5,069.91	9,950.34	4,880.43	5,069.91	5,069.91	0.00	0.00	4,880.43	0.00	0.00
03/12/2019	25/08/2021	35.00	344.79	682.87	338.08	344.79	344.79	0.00	0.00	338.08	0.00	0.00
07/06/2021	08/09/2021	1,000.00	23,523.50	18,721.26	(4,802.24)	23,523.50	23,523.50	0.00	0.00	0.00	0.00	(4,802.24)
14/05/2021	08/09/2021	500.00	11,511.50	9,360.63	(2,150.87)	11,511.50	11,511.50	0.00	0.00	0.00	0.00	(2,150.87)
07/05/2021	08/09/2021	500.00	11,491.48	9,360.63	(2,130.85)	11,491.48	11,491.48	0.00	0.00	0.00	0.00	(2,130.85)
01/09/2021	08/09/2021	955.00	20,176.18	17,878.80	(2,297.38)	20,176.18	20,176.18	0.00	0.00	0.00	0.00	(2,297.38)
25/08/2021	08/09/2021	545.00	11,156.40	10,203.09	(953.31)	11,156.40	11,156.40	0.00	0.00	0.00	0.00	(953.31)
03/12/2019	31/03/2022	955.00	9,407.81	18,556.17	9,148.36	9,407.81	9,407.81	0.00	0.00	9,148.36	0.00	0.00
		5,455.00	101,995.62	103,591.05	1,595.43	101,995.62	101,995.62	0.00	0.00	14,366.87	0.00	(12,771.44)
IFL.AX - Insignia Financial Ltd												
18/08/2021	19/08/2021	1,000.00	4,841.00	4,444.21	(396.79)	4,841.00	4,841.00	0.00	0.00	0.00	0.00	(396.79)
01/03/2021	19/08/2021	900.00	2,972.97	3,999.79	1,026.82	2,972.97	2,972.97	0.00	0.00	0.00	1,026.82	0.00

QUEENSLAND COAST REALTY SUPER FUND

Realised Capital Gains Report

For The Period 01 July 2021 - 30 June 2022

Investment		Accounting Treatment				Tax Treatment						
Purchase Contract Date	Disposal Contract Date	Units	Cost	Proceeds	Accounting Profit/(Loss)	Adjusted Cost Base	Reduced Cost Base	Indexed Cost Base	Indexed Gains	Discounted Gains (Gross)	Other Gains	Capital Loss
Shares in Listed Companies (Australian)												
10/06/2021	30/08/2021	2,000.00	8,888.89	9,810.10	921.22	8,888.89	8,888.89	0.00	0.00	0.00	921.22	0.00
10/06/2021	31/08/2021	2,000.00	8,888.89	9,110.10	221.22	8,888.89	8,888.89	0.00	0.00	0.00	221.22	0.00
		5,900.00	25,591.75	27,364.20	1,772.47	25,591.75	25,591.75	0.00	0.00	0.00	2,169.26	(396.79)
MFG.AX - Magellan Financial Group Limited												
14/02/2022	09/03/2022	594.00	11,364.00	8,934.64	(2,429.36)	11,364.00	11,364.00	0.00	0.00	0.00	0.00	(2,429.36)
		594.00	11,364.00	8,934.64	(2,429.36)	11,364.00	11,364.00	0.00	0.00	0.00	0.00	(2,429.36)
MLT.AX - Milton Corporation Limited												
15/09/2021	05/10/2021	2,000.00	49,248.38	9,125.78	(40,122.60)	15,195.18	15,195.18	0.00	0.00	0.00	0.00	(12,519.00)
17/09/2021	05/10/2021	820.00	0.00	0.00	0.00	6,168.10	6,168.10	0.00	0.00	0.00	0.00	(5,070.87)
09/09/2021	05/10/2021	2,000.00	0.00	0.00	0.00	14,074.06	14,074.06	0.00	0.00	0.00	0.00	(11,397.88)
21/09/2021	05/10/2021	2,000.00	0.00	0.00	0.00	13,811.04	13,811.04	0.00	0.00	0.00	0.00	(11,134.86)
		6,820.00	49,248.38	9,125.78	(40,122.60)	49,248.38	49,248.38	0.00	0.00	0.00	0.00	(40,122.61)
NAB.AX - National Australia Bank Limited												
05/11/2021	11/11/2021	500.00	14,254.25	14,170.81	(83.44)	14,254.25	14,254.25	0.00	0.00	0.00	0.00	(83.44)
		500.00	14,254.25	14,170.81	(83.44)	14,254.25	14,254.25	0.00	0.00	0.00	0.00	(83.44)
PPT.AX - Perpetual Limited												
07/03/2022	23/05/2022	313.00	10,803.24	9,976.83	(826.41)	10,803.24	10,803.24	0.00	0.00	0.00	0.00	(826.41)
		313.00	10,803.24	9,976.83	(826.41)	10,803.24	10,803.24	0.00	0.00	0.00	0.00	(826.41)
RHI.AX - Red Hill Iron Limited												
27/10/2021	24/03/2022	808.00	4,290.40	2,889.72	(1,400.68)	4,290.40	4,290.40	0.00	0.00	0.00	0.00	(1,400.68)

QUEENSLAND COAST REALTY SUPER FUND

Realised Capital Gains Report

For The Period 01 July 2021 - 30 June 2022

Investment		Accounting Treatment				Tax Treatment						
Purchase Contract Date	Disposal Contract Date	Units	Cost	Proceeds	Accounting Profit/(Loss)	Adjusted Cost Base	Reduced Cost Base	Indexed Cost Base	Indexed Gains	Discounted Gains (Gross)	Other Gains	Capital Loss
Shares in Listed Companies (Australian)												
		808.00	4,290.40	2,889.72	(1,400.68)	4,290.40	4,290.40	0.00	0.00	0.00	0.00	(1,400.68)
RIO.AX - RIO Tinto Limited												
02/08/2021	16/08/2021	110.00	14,959.55	13,362.63	(1,596.92)	14,959.55	14,959.55	0.00	0.00	0.00	0.00	(1,596.92)
03/08/2021	16/08/2021	80.00	10,851.00	9,718.27	(1,132.73)	10,851.00	10,851.00	0.00	0.00	0.00	0.00	(1,132.73)
03/03/2021	16/08/2021	20.00	2,592.59	2,429.57	(163.02)	2,592.59	2,592.59	0.00	0.00	0.00	0.00	(163.02)
03/03/2021	21/09/2021	141.00	18,277.74	14,107.14	(4,170.60)	18,277.74	18,277.74	0.00	0.00	0.00	0.00	(4,170.60)
03/03/2021	20/10/2021	49.00	6,351.84	4,870.50	(1,481.34)	6,351.84	6,351.84	0.00	0.00	0.00	0.00	(1,481.34)
28/02/2022	13/04/2022	100.00	11,731.72	11,974.01	242.29	11,731.72	11,731.72	0.00	0.00	0.00	242.29	0.00
		500.00	64,764.44	56,462.12	(8,302.32)	64,764.44	64,764.44	0.00	0.00	0.00	242.29	(8,544.61)
SDG.AX - Sunland Group Limited - Ordinary Fully Paid												
08/09/2021	15/10/2021	175.00	502.83	418.85	(83.98)	502.83	502.83	0.00	0.00	0.00	0.00	(83.98)
08/09/2021	14/02/2022	2,825.00	8,117.07	7,903.86	(213.22)	8,117.07	8,117.07	0.00	0.00	0.00	0.00	(213.22)
30/08/2021	14/02/2022	1,175.00	3,199.06	3,287.44	88.38	3,199.06	3,199.06	0.00	0.00	0.00	88.38	0.00
		4,175.00	11,818.96	11,610.15	(208.82)	11,818.96	11,818.96	0.00	0.00	0.00	88.38	(297.20)
SOL.AX - Washington H Soul Pattinson & Company Limited												
05/10/2021	15/10/2021	771.00	5,535.78	26,958.02	21,422.24	5,535.78	5,535.78	0.00	0.00	0.00	21,422.24	0.00
05/10/2021	03/11/2021	125.00	897.50	4,049.00	3,151.50	897.50	897.50	0.00	0.00	0.00	3,151.50	0.00
05/10/2021	03/12/2021	375.00	2,692.50	11,566.35	8,873.85	2,692.50	2,692.50	0.00	0.00	0.00	8,873.85	0.00
		1,271.00	9,125.78	42,573.37	33,447.59	9,125.78	9,125.78	0.00	0.00	0.00	33,447.59	0.00
SUN.AX - Suncorp Group Limited												
12/08/2021	21/10/2021	410.00	5,376.37	5,070.00	(306.37)	5,376.37	5,376.37	0.00	0.00	0.00	0.00	(306.37)

QUEENSLAND COAST REALTY SUPER FUND

Realised Capital Gains Report

For The Period 01 July 2021 - 30 June 2022

Investment		Accounting Treatment				Tax Treatment						
Purchase Contract Date	Disposal Contract Date	Units	Cost	Proceeds	Accounting Profit/(Loss)	Adjusted Cost Base	Reduced Cost Base	Indexed Cost Base	Indexed Gains	Discounted Gains (Gross)	Other Gains	Capital Loss
Shares in Listed Companies (Australian)												
12/08/2021	27/10/2021	435.00	5,704.20	5,366.70	(337.50)	5,704.20	5,704.20	0.00	0.00	0.00	0.00	(337.50)
12/08/2021	16/02/2022	155.00	2,032.53	1,825.62	(206.91)	2,032.53	2,032.53	0.00	0.00	0.00	0.00	(206.91)
11/08/2021	16/02/2022	1,000.00	12,512.50	11,778.21	(734.29)	12,512.50	12,512.50	0.00	0.00	0.00	0.00	(734.29)
03/12/2021	16/02/2022	845.00	9,142.34	9,952.59	810.25	9,142.34	9,142.34	0.00	0.00	0.00	810.25	0.00
		2,845.00	34,767.94	33,993.12	(774.82)	34,767.94	34,767.94	0.00	0.00	0.00	810.25	(1,585.07)
SWM.AX - Seven West Media Limited												
05/11/2021	17/02/2022	10,000.00	5,411.00	6,989.00	1,578.00	5,411.00	5,411.00	0.00	0.00	0.00	1,578.00	0.00
		10,000.00	5,411.00	6,989.00	1,578.00	5,411.00	5,411.00	0.00	0.00	0.00	1,578.00	0.00
VMS.AX - Venture Minerals Limited												
15/06/2021	11/08/2021	10,000.00	1,561.00	997.56	(563.44)	1,561.00	1,561.00	0.00	0.00	0.00	0.00	(563.44)
27/04/2021	11/08/2021	35,000.00	3,054.90	3,491.44	436.54	3,054.90	3,054.90	0.00	0.00	0.00	436.54	0.00
		45,000.00	4,615.90	4,489.00	(126.90)	4,615.90	4,615.90	0.00	0.00	0.00	436.54	(563.44)
WAM.AX - WAM Capital Limited												
15/10/2021	01/12/2021	10,000.00	23,823.80	21,978.00	(1,845.80)	23,823.80	23,823.80	0.00	0.00	0.00	0.00	(1,845.80)
		10,000.00	23,823.80	21,978.00	(1,845.80)	23,823.80	23,823.80	0.00	0.00	0.00	0.00	(1,845.80)
WBC.AX - Westpac Banking Corporation												
13/09/2021	15/09/2021	330.00	8,570.10	8,456.04	(114.06)	8,570.10	8,570.10	0.00	0.00	0.00	0.00	(114.06)
09/09/2021	15/09/2021	270.00	7,002.70	6,918.57	(84.12)	7,002.70	7,002.70	0.00	0.00	0.00	0.00	(84.12)
09/09/2021	17/09/2021	230.00	5,965.26	5,850.50	(114.76)	5,965.26	5,965.26	0.00	0.00	0.00	0.00	(114.76)
31/03/2022	06/04/2022	322.00	7,790.52	7,700.70	(89.82)	7,790.52	7,790.52	0.00	0.00	0.00	0.00	(89.82)
24/03/2022	06/04/2022	122.00	2,907.28	2,917.66	10.38	2,907.28	2,907.28	0.00	0.00	0.00	10.38	0.00

QUEENSLAND COAST REALTY SUPER FUND

Realised Capital Gains Report

For The Period 01 July 2021 - 30 June 2022

Investment		Accounting Treatment				Tax Treatment						
Purchase Contract Date	Disposal Contract Date	Units	Cost	Proceeds	Accounting Profit/(Loss)	Adjusted Cost Base	Reduced Cost Base	Indexed Cost Base	Indexed Gains	Discounted Gains (Gross)	Other Gains	Capital Loss
Shares in Listed Companies (Australian)												
31/03/2022	23/05/2022	443.00	10,718.02	10,377.35	(340.67)	10,718.02	10,718.02	0.00	0.00	0.00	0.00	(340.67)
		1,717.00	42,953.88	42,220.82	(733.05)	42,953.88	42,953.88	0.00	0.00	0.00	10.38	(743.43)
WMI.AX - Wam Microcap Limited												
26/08/2021	01/09/2021	10,000.00	19,619.60	20,183.84	564.24	19,619.60	19,619.60	0.00	0.00	0.00	564.24	0.00
08/09/2021	05/11/2021	10,000.00	21,221.20	20,179.80	(1,041.40)	21,221.20	21,221.20	0.00	0.00	0.00	0.00	(1,041.40)
		20,000.00	40,840.80	40,363.64	(477.16)	40,840.80	40,840.80	0.00	0.00	0.00	564.24	(1,041.40)
		118,558.00	500,259.51	478,471.87	(21,787.62)	500,259.51	500,259.51	0.00	0.00	14,366.87	39,346.93	(75,501.43)
		118,558.00	500,259.51	478,471.87	(21,787.62)	500,259.51	500,259.51	0.00	0.00	14,366.87	39,346.93	(75,501.43)



QUEENSLAND COAST REALTY P/L <S/F>

PO BOX 225

NOBBY BEACH QLD 4218

AUSTRALIA

Trading Account Statement

Period: 01/07/2021 - 30/06/2022

Trading Account Number: 207020

Date	Reference	Description	Debit	Credit	Balance
01/07/2021		Open Balance			0.00
29/07/2021	15539877	Bght 110 RIO @ 135.8600	14,959.55		14,959.55
30/07/2021	15561726	Bght 80 RIO @ 135.5000	10,851.00		25,810.55
02/08/2021	14680125	Wdl ANZA CASH ACTIVE 014-936 111763289 15539877		14,959.55	10,851.00
03/08/2021	14689399	Wdl ANZA CASH ACTIVE 014-936 111763289 15561726		10,851.00	0.00
09/08/2021	15656767	Sold 2000 CSR @ 5.7800		11,548.44	11,548.44Cr
09/08/2021	15660184	Bght 1000 SUN @ 12.5000	12,512.50		964.06
09/08/2021	15667716	Sold 45000 VMS @ 0.1000		4,489.00	3,524.94Cr
10/08/2021	15676627	Sold 1900 IFL @ 4.4500		8,444.00	11,968.94Cr
10/08/2021	15678077	Bght 1000 SUN @ 13.1000	13,113.10		1,144.16
11/08/2021	11246614	Dep ANZA CASH ACTIVE 014-936 111763289 15656767	11,548.44		12,692.60
11/08/2021	11246615	Dep ANZA CASH ACTIVE 014-936 111763289 15667716	4,489.00		17,181.60
11/08/2021	14779732	Wdl ANZA CASH ACTIVE 014-936 111763289 15660184		12,512.50	4,669.10
12/08/2021	11255712	Dep ANZA CASH ACTIVE 014-936 111763289 15676627	8,444.00		13,113.10
12/08/2021	14792322	Wdl ANZA CASH ACTIVE 014-936 111763289 15678077		13,113.10	0.00
12/08/2021	15716298	Sold 210 RIO @ 121.6000		25,510.47	25,510.47Cr
16/08/2021	11274679	Dep ANZA CASH ACTIVE 014-936 111763289 15716298	25,510.47		0.00
16/08/2021	15754272	Bght 1000 IFL @ 4.8300	4,841.00		4,841.00
18/08/2021	14854324	Wdl ANZA CASH ACTIVE 014-936 111763289 15754272		4,841.00	0.00
23/08/2021	15854112	Bght 1000 FMG @ 20.4500	20,470.45		20,470.45
23/08/2021	15866560	Sold 1000 FMG @ 19.5300		19,510.47	959.98
24/08/2021	15879214	Bght 10000 WMI @ 1.9600	19,619.60		20,579.58
25/08/2021	11343339	Dep ANZA CASH ACTIVE 014-936 111763289 15866560	19,510.47		40,090.05
25/08/2021	14944464	Wdl ANZA CASH ACTIVE 014-936 111763289 15854112		20,470.45	19,619.60
26/08/2021	14961741	Wdl ANZA CASH ACTIVE 014-936 111763289 15879214		19,619.60	0.00
26/08/2021	15918119	Sold 2000 IFL @ 4.9100		9,810.10	9,810.10Cr
26/08/2021	15919618	Bght 3800 SDG @ 2.7200	10,345.90		535.80
27/08/2021	15931482	Sold 2000 IFL @ 4.5600		9,110.10	8,574.30Cr
27/08/2021	15933645	Bght 3375 SDG @ 2.7100	9,156.15		581.85
30/08/2021	11370598	Dep ANZA CASH ACTIVE 014-936 111763289 15918119	9,810.10		10,391.95
30/08/2021	14990016	Wdl ANZA CASH ACTIVE 014-936 111763289 15919618		10,345.90	46.05
30/08/2021	15951322	Sold 10000 WMI @ 2.0200		20,183.84	20,137.79Cr
30/08/2021	15952052	Bght 955 FMG @ 21.1100	20,176.18		38.39
31/08/2021	11386829	Dep ANZA CASH ACTIVE 014-936 111763289 15931482	9,110.10		9,148.49
31/08/2021	15012243	Wdl ANZA CASH ACTIVE 014-936 111763289 15933645		9,156.15	7.66Cr
01/09/2021	11394307	Dep ANZA CASH ACTIVE 014-936 111763289 15951322	20,183.84		20,176.18
01/09/2021	15024657	Wdl ANZA CASH ACTIVE 014-936 111763289 15952052		20,176.18	0.00
06/09/2021	16044191	Sold 3500 FMG @ 18.7400		65,524.41	65,524.41Cr
06/09/2021	16046212	Bght 10000 WMI @ 2.1200	21,221.20		44,303.21Cr
06/09/2021	16052371	Bght 3000 SDG @ 2.8700	8,619.90		35,683.31Cr
07/09/2021	16064742	Bght 500 WBC @ 25.9100	12,967.96		22,715.35Cr
07/09/2021	16077941	Bght 2000 MLT @ 7.0300	14,074.06		8,641.29Cr
08/09/2021	11435668	Dep ANZA CASH ACTIVE 014-936 111763289 16044191	65,524.41		56,883.12

While every effort has been made to provide you with an accurate transaction summary, we give no warranty of accuracy or reliability and take no responsibility for any errors or omissions including by negligence. You should confirm the information, holdings and valuations contained herein. All prices and values are denominated in AUD unless otherwise indicated. CMC Markets Stockbroking is the trading name of CMC Markets Stockbroking Limited (ABN 69 081 002 851, AFSL No. 246381), a Participant of the Australian Stock Exchange (ASX Group).



QUEENSLAND COAST REALTY P/L <S/F>

PO BOX 225

NOBBY BEACH QLD 4218

AUSTRALIA

Trading Account Statement

Period: 01/07/2021 - 30/06/2022

Trading Account Number: 207020

Date	Reference	Description	Debit	Credit	Balance
08/09/2021	15097221	Wdl ANZA CASH ACTIVE 014-936 111763289 16052371		8,619.90	48,263.22
08/09/2021	15097222	Wdl ANZA CASH ACTIVE 014-936 111763289 16046212		21,221.20	27,042.02
09/09/2021	15118501	Wdl ANZA CASH ACTIVE 014-936 111763289 16064742		12,967.96	14,074.06
09/09/2021	15118502	Wdl ANZA CASH ACTIVE 014-936 111763289 16077941		14,074.06	0.00
09/09/2021	16100875	Bght 330 WBC @ 25.9400	8,570.10		8,570.10
13/09/2021	15146364	Wdl ANZA CASH ACTIVE 014-936 111763289 16100875		8,570.10	0.00
13/09/2021	16137342	Sold 600 WBC @ 25.6500		15,374.61	15,374.61Cr
13/09/2021	16138492	Bght 2000 MLT @ 7.5900	15,195.18		179.43Cr
15/09/2021	11480813	Dep ANZA CASH ACTIVE 014-936 111763289 16137342	15,374.61		15,195.18
15/09/2021	15174917	Wdl ANZA CASH ACTIVE 014-936 111763289 16138492		15,195.18	0.00
15/09/2021	16177752	Sold 230 WBC @ 25.4800		5,850.50	5,850.50Cr
15/09/2021	16177915	Bght 820 MLT @ 7.5100	6,168.10		317.60
17/09/2021	11499180	Dep ANZA CASH ACTIVE 014-936 111763289 16177752	5,850.50		6,168.10
17/09/2021	15208573	Wdl ANZA CASH ACTIVE 014-936 111763289 16177915		6,168.10	0.00
17/09/2021	16223397	Sold 141 RIO @ 100.1308		14,107.14	14,107.14Cr
17/09/2021	16223551	Bght 2000 MLT @ 6.9000	13,811.04		296.10Cr
21/09/2021	11519660	Dep ANZA CASH ACTIVE 014-936 111763289 16223397	14,107.14		13,811.04
21/09/2021	15243646	Wdl ANZA CASH ACTIVE 014-936 111763289 16223551		13,811.04	0.00
13/10/2021	16555208	Sold 771 SOL @ 35.0000		26,958.02	26,958.02Cr
13/10/2021	16557981	Bght 808 RHI @ 4.4500	3,605.50		23,352.52Cr
13/10/2021	16561257	Sold 175 SDG @ 2.4500		418.85	23,771.37Cr
13/10/2021	16561285	Bght 10000 WAM @ 2.3800	23,823.80		52.43
15/10/2021	11698058	Dep ANZA CASH ACTIVE 014-936 111763289 16555208	26,958.02		27,010.45
15/10/2021	11698059	Dep ANZA CASH ACTIVE 014-936 111763289 16561257	418.85		27,429.30
15/10/2021	15538591	Wdl ANZA CASH ACTIVE 014-936 111763289 16557981		3,605.50	23,823.80
15/10/2021	15538592	Wdl ANZA CASH ACTIVE 014-936 111763289 16561285		23,823.80	0.00
18/10/2021	16608150	Sold 49 RIO @ 99.6000		4,870.50	4,870.50Cr
18/10/2021	16610936	Bght 1000 RHI @ 5.0300	5,039.90		169.40
19/10/2021	16638551	Sold 410 SUN @ 12.3900		5,070.00	4,900.60Cr
19/10/2021	16638573	Bght 1000 RHI @ 5.0100	5,019.90		119.30
20/10/2021	11728174	Dep ANZA CASH ACTIVE 014-936 111763289 16608150	4,870.50		4,989.80
20/10/2021	15583376	Wdl ANZA CASH ACTIVE 014-936 111763289 16610936		5,039.90	50.10Cr
21/10/2021	11738063	Dep ANZA CASH ACTIVE 014-936 111763289 16638551	5,070.00		5,019.90
21/10/2021	15599165	Wdl ANZA CASH ACTIVE 014-936 111763289 16638573		5,019.90	0.00
25/10/2021	16702362	Sold 435 SUN @ 12.3600		5,366.70	5,366.70Cr
25/10/2021	16702545	Bght 1000 RHI @ 5.3000	5,309.90		56.80Cr
27/10/2021	11774158	Dep ANZA CASH ACTIVE 014-936 111763289 16702362	5,366.70		5,309.90
27/10/2021	15660581	Wdl ANZA CASH ACTIVE 014-936 111763289 16702545		5,309.90	0.00
01/11/2021	16792934	Sold 125 SOL @ 32.4800		4,049.00	4,049.00Cr
01/11/2021	16792987	Bght 10000 PRT @ 0.4050	4,061.00		12.00
03/11/2021	16828909	Sold 10000 WMI @ 2.0200		20,179.80	20,167.80Cr
03/11/2021	16828994	Bght 10000 SWM @ 0.5400	5,411.00		14,756.80Cr

While every effort has been made to provide you with an accurate transaction summary, we give no warranty of accuracy or reliability and take no responsibility for any errors or omissions including by negligence. You should confirm the information, holdings and valuations contained herein. All prices and values are denominated in AUD unless otherwise indicated. CMC Markets Stockbroking is the trading name of CMC Markets Stockbroking Limited (ABN 69 081 002 851, AFSL No. 246381), a Participant of the Australian Stock Exchange (ASX Group).



QUEENSLAND COAST REALTY P/L <S/F>

PO BOX 225

NOBBY BEACH QLD 4218

AUSTRALIA

Trading Account Statement

Period: 01/07/2021 - 30/06/2022

Trading Account Number: 207020

Date	Reference	Description	Debit	Credit	Balance
03/11/2021	16829072	Bght 500 NAB @ 28.4800	14,254.25		502.55Cr
03/11/2021	11819904	Dep ANZA CASH ACTIVE 014-936 111763289 16792934	4,049.00		3,546.45
03/11/2021	15741265	Wdl ANZA CASH ACTIVE 014-936 111763289 16792987		4,061.00	514.55Cr
05/11/2021	11838536	Dep ANZA CASH ACTIVE 014-936 111763289 16828909	20,179.80		19,665.25
05/11/2021	15773140	Wdl ANZA CASH ACTIVE 014-936 111763289 16828994		5,411.00	14,254.25
05/11/2021	15773141	Wdl ANZA CASH ACTIVE 014-936 111763289 16829072		14,254.25	0.00
09/11/2021	16914019	Sold 500 NAB @ 28.3700		14,170.81	14,170.81Cr
11/11/2021	11879433	Dep ANZA CASH ACTIVE 014-936 111763289 16914019	14,170.81		0.00
15/11/2021	16999673	Bght 10000 VTG @ 0.8950	8,961.00		8,961.00
16/11/2021	17009325	Bght 5000 VTG @ 0.9100	4,561.00		13,522.00
17/11/2021	15901693	Wdl ANZA CASH ACTIVE 014-936 111763289 16999673		8,961.00	4,561.00
18/11/2021	15915639	Wdl ANZA CASH ACTIVE 014-936 111763289 17009325		4,561.00	0.00
29/11/2021	17176260	Sold 10000 WAM @ 2.2000		21,978.00	21,978.00Cr
29/11/2021	17176363	Bght 500 BHP @ 38.4500	19,244.23		2,733.77Cr
01/12/2021	12012943	Dep ANZA CASH ACTIVE 014-936 111763289 17176260	21,978.00		19,244.23
01/12/2021	16043746	Wdl ANZA CASH ACTIVE 014-936 111763289 17176363		19,244.23	0.00
01/12/2021	17210947	Sold 375 SOL @ 30.8700		11,566.35	11,566.35Cr
01/12/2021	17211027	Bght 845 SUN @ 10.8076	9,142.34		2,424.01Cr
03/12/2021	12032639	Dep ANZA CASH ACTIVE 014-936 111763289 17210947	11,566.35		9,142.34
03/12/2021	16072358	Wdl ANZA CASH ACTIVE 014-936 111763289 17211027		9,142.34	0.00
06/12/2021	17255313	Bght 160 BHP @ 39.2100	6,284.60		6,284.60
08/12/2021	16113916	Wdl ANZA CASH ACTIVE 014-936 111763289 17255313		6,284.60	0.00
10/02/2022	17993589	Sold 4000 SDG @ 2.8006		11,191.30	11,191.30Cr
10/02/2022	17993718	Bght 594 MFG @ 19.1122	11,364.00		172.70
14/02/2022	18024858	Sold 2000 SUN @ 11.7900		23,556.42	23,383.72Cr
14/02/2022	12452736	Dep ANZA CASH ACTIVE 014-936 111763289 17993589	11,191.30		12,192.42Cr
14/02/2022	16698636	Wdl ANZA CASH ACTIVE 014-936 111763289 17993718		11,364.00	23,556.42Cr
15/02/2022	18041316	Bght 340 BHP @ 49.0000	16,676.67		6,879.75Cr
15/02/2022	18046936	Sold 10000 SWM @ 0.7000		6,989.00	13,868.75Cr
16/02/2022	12470121	Dep ANZA CASH ACTIVE 014-936 111763289 18024858	23,556.42		9,687.67
17/02/2022	18073179	Bght 4000 SDG @ 2.8400	11,371.36		21,059.03
17/02/2022	12478786	Dep ANZA CASH ACTIVE 014-936 111763289 18046936	6,989.00		28,048.03
17/02/2022	16737446	Wdl ANZA CASH ACTIVE 014-936 111763289 18041316		16,676.67	11,371.36
21/02/2022	16760468	Wdl ANZA CASH ACTIVE 014-936 111763289 18073179		11,371.36	0.00
21/02/2022	16760469	Wdl ANZA CASH ACTIVE 014-936 111763289 18073179		11,371.36	11,371.36Cr
21/02/2022	S16760468	Stop receipt 16760468	11,371.36		0.00
21/02/2022	16763155	Wdl ANZA CASH ACTIVE 014-936 111763289		2,532.21	2,532.21Cr
22/02/2022	18120459	Bght 395 BHP @ 48.1400	19,034.32		16,502.11
22/02/2022	16772847	Wdl ANZA CASH ACTIVE 014-936 111763289		8,839.15	7,662.96
24/02/2022	18157391	Sold 660 BHP @ 45.7900		30,191.18	22,528.22Cr
24/02/2022	18158965	Bght 100 RIO @ 117.2000	11,731.72		10,796.50Cr
24/02/2022	16802111	Wdl ANZA CASH ACTIVE 014-936 111763289 18120459		7,960.85	18,757.35Cr
25/02/2022	18198689	Bght 955 FMG @ 18.6000	17,780.77		976.58Cr

While every effort has been made to provide you with an accurate transaction summary, we give no warranty of accuracy or reliability and take no responsibility for any errors or omissions including by negligence. You should confirm the information, holdings and valuations contained herein. All prices and values are denominated in AUD unless otherwise indicated. CMC Markets Stockbroking is the trading name of CMC Markets Stockbroking Limited (ABN 69 081 002 851, AFSL No. 246381), a Participant of the Australian Stock Exchange (ASX Group).



QUEENSLAND COAST REALTY P/L <S/F>

PO BOX 225

NOBBY BEACH QLD 4218

AUSTRALIA

Trading Account Statement

Period: 01/07/2021 - 30/06/2022

Trading Account Number: 207020

Date	Reference	Description	Debit	Credit	Balance
28/02/2022	12541765	Dep ANZA CASH ACTIVE 014-936 111763289 18157391	30,191.18		29,214.60
28/02/2022	16832327	Wdl ANZA CASH ACTIVE 014-936 111763289 18120459		11,073.47	18,141.13
28/02/2022	16832328	Wdl ANZA CASH ACTIVE 014-936 111763289 18158965		11,731.72	6,409.41
28/02/2022	18120459	JNL1344527 BHP Dividend:CN18120459-2 (DN 209645)		486.79	5,922.62
01/03/2022	12551443	Dep ANZA CASH ACTIVE 014-936 111763289	486.79		6,409.41
01/03/2022	16847789	Wdl ANZA CASH ACTIVE 014-936 111763289 18198689		7,872.78	1,463.37Cr
02/03/2022	18198689	JNL1347805 FMG Dividend:CN18198689-2 (DN 209701)		458.38	1,921.75Cr
03/03/2022	12570474	Dep ANZA CASH ACTIVE 014-936 111763289	458.38		1,463.37Cr
03/03/2022	16873821	Wdl ANZA CASH ACTIVE 014-936 111763289 18198689		458.38	1,921.75Cr
07/03/2022	18291911	Sold 594 MFG @ 15.0600		8,934.64	10,856.39Cr
07/03/2022	18292536	Bght 313 PPT @ 34.4800	10,803.24		53.15Cr
09/03/2022	12612176	Dep ANZA CASH ACTIVE 014-936 111763289 18291911	8,934.64		8,881.49
09/03/2022	16934419	Wdl ANZA CASH ACTIVE 014-936 111763289 18198689		8,934.64	53.15Cr
14/03/2022	12638652	Dep ANZA CASH ACTIVE 014-936 111763289	53.15		0.00
22/03/2022	18471845	Sold 808 RHI @ 3.5900		2,889.72	2,889.72Cr
22/03/2022	18471928	Bght 122 WBC @ 23.7400	2,907.28		17.56
24/03/2022	12712396	Dep ANZA CASH ACTIVE 014-936 111763289 18471845	2,889.72		2,907.28
24/03/2022	17072255	Wdl ANZA CASH ACTIVE 014-936 111763289 18471928		2,907.28	0.00
29/03/2022	18551223	Sold 955 FMG @ 19.4500		18,556.17	18,556.17Cr
29/03/2022	18552503	Bght 765 WBC @ 24.1700	18,508.54		47.63Cr
31/03/2022	12760532	Dep ANZA CASH ACTIVE 014-936 111763289 18551223	18,556.17		18,508.54
31/03/2022	17136266	Wdl ANZA CASH ACTIVE 014-936 111763289 18552503		18,508.54	0.00
04/04/2022	18630155	Sold 444 WBC @ 23.9400		10,618.36	10,618.36Cr
04/04/2022	18630233	Bght 3000 NHC @ 3.4800	10,451.00		167.36Cr
06/04/2022	12809244	Dep ANZA CASH ACTIVE 014-936 111763289 18630155	10,618.36		10,451.00
06/04/2022	17202418	Wdl ANZA CASH ACTIVE 014-936 111763289 18630233		10,451.00	0.00
11/04/2022	18723511	Sold 100 RIO @ 119.8600		11,974.01	11,974.01Cr
11/04/2022	18724559	Bght 232 BHP @ 52.4263	12,175.07		201.06
13/04/2022	12858713	Dep ANZA CASH ACTIVE 014-936 111763289 18723511	11,974.01		12,175.07
13/04/2022	17279994	Wdl ANZA CASH ACTIVE 014-936 111763289 18724559		12,175.07	0.00
19/05/2022	19160305	Sold 313 PPT @ 31.9100		9,976.83	9,976.83Cr
19/05/2022	19160907	Sold 443 WBC @ 23.4500		10,377.35	20,354.18Cr
19/05/2022	19161830	Bght 441 BHP @ 46.0000	20,306.28		47.90Cr
23/05/2022	13090593	Dep ANZA CASH ACTIVE 014-936 111763289 19160907	10,377.35		10,329.45
23/05/2022	13090594	Dep ANZA CASH ACTIVE 014-936 111763289 19160305	9,976.83		20,306.28
23/05/2022	17636296	Wdl ANZA CASH ACTIVE 014-936 111763289 19161830		20,306.28	0.00
Total			996,217.410	996,217.410	

While every effort has been made to provide you with an accurate transaction summary, we give no warranty of accuracy or reliability and take no responsibility for any errors or omissions including by negligence. You should confirm the information, holdings and valuations contained herein. All prices and values are denominated in AUD unless otherwise indicated. CMC Markets Stockbroking is the trading name of CMC Markets Stockbroking Limited (ABN 69 081 002 851, AFSL No. 246381), a Participant of the Australian Stock Exchange (ASX Group).



QUEENSLAND COAST REALTY P/L <S/F>

PO BOX 225

NOBBY BEACH QLD 4218

AUSTRALIA

Confirmations

Period: 01/07/2021 - 30/06/2022

Trading Account Number: 207020

Code	Confirmation No.	Type	Trade Date	Settlement Date	Price	Quantity	Brokerage	GST	Other fees	Consideration
RIO	15539877	Buy	29/07/2021	02/08/2021	135.860	110	13.59	1.36	0.00	14,959.55
RIO	15561726	Buy	30/07/2021	03/08/2021	135.500	80	10.00	1.00	0.00	10,851.00
VMS	15667716	Sell	09/08/2021	11/08/2021	0.100	45000	10.00	1.00	0.00	4,489.00
SUN	15660184	Buy	09/08/2021	11/08/2021	12.500	1000	11.36	1.14	0.00	12,512.50
CSR	15656767	Sell	09/08/2021	11/08/2021	5.780	2000	10.51	1.05	0.00	11,548.44
SUN	15678077	Buy	10/08/2021	12/08/2021	13.100	1000	11.91	1.19	0.00	13,113.10
IFL	15676627	Sell	10/08/2021	12/08/2021	4.450	1900	10.00	1.00	0.00	8,444.00
RIO	15716298	Sell	12/08/2021	16/08/2021	121.600	210	23.21	2.32	0.00	25,510.47
IFL	15754272	Buy	16/08/2021	18/08/2021	4.830	1000	10.00	1.00	0.00	4,841.00
FMG	15866560	Sell	23/08/2021	25/08/2021	19.530	1000	17.75	1.78	0.00	19,510.47
FMG	15854112	Buy	23/08/2021	25/08/2021	20.450	1000	18.59	1.86	0.00	20,470.45
WMI	15879214	Buy	24/08/2021	26/08/2021	1.960	10000	17.82	1.78	0.00	19,619.60
SDG	15919618	Buy	26/08/2021	30/08/2021	2.720	3800	9.00	0.90	0.00	10,345.90
IFL	15918119	Sell	26/08/2021	30/08/2021	4.910	2000	9.00	0.90	0.00	9,810.10
SDG	15933645	Buy	27/08/2021	31/08/2021	2.710	3375	9.00	0.90	0.00	9,156.15
IFL	15931482	Sell	27/08/2021	31/08/2021	4.560	2000	9.00	0.90	0.00	9,110.10
FMG	15952052	Buy	30/08/2021	01/09/2021	21.110	955	14.66	1.47	0.00	20,176.18
WMI	15951322	Sell	30/08/2021	01/09/2021	2.020	10000	14.69	1.47	0.00	20,183.84
SDG	16052371	Buy	06/09/2021	08/09/2021	2.870	3000	9.00	0.90	0.00	8,619.90
WMI	16046212	Buy	06/09/2021	08/09/2021	2.120	10000	19.27	1.93	0.00	21,221.20
FMG	16044191	Sell	06/09/2021	08/09/2021	18.740	3500	59.63	5.96	0.00	65,524.41
MLT	16077941	Buy	07/09/2021	09/09/2021	7.030	2000	12.78	1.28	0.00	14,074.06
WBC	16064742	Buy	07/09/2021	09/09/2021	25.910	500	11.78	1.18	0.00	12,967.96
WBC	16100875	Buy	09/09/2021	13/09/2021	25.940	330	9.00	0.90	0.00	8,570.10
MLT	16138492	Buy	13/09/2021	15/09/2021	7.590	2000	13.80	1.38	0.00	15,195.18
WBC	16137342	Sell	13/09/2021	15/09/2021	25.650	600	13.99	1.40	0.00	15,374.61
MLT	16177915	Buy	15/09/2021	17/09/2021	7.510	820	9.00	0.90	0.00	6,168.10
WBC	16177752	Sell	15/09/2021	17/09/2021	25.480	230	9.00	0.90	0.00	5,850.50
MLT	16223551	Buy	17/09/2021	21/09/2021	6.900	2000	10.04	1.00	0.00	13,811.04
RIO	16223397	Sell	17/09/2021	21/09/2021	100.131	141	10.27	1.03	0.00	14,107.14
WAM	16561285	Buy	13/10/2021	15/10/2021	2.380	10000	21.64	2.16	0.00	23,823.80
SDG	16561257	Sell	13/10/2021	15/10/2021	2.450	175	9.00	0.90	0.00	418.85
RHI	16557981	Buy	13/10/2021	15/10/2021	4.450	808	9.00	0.90	0.00	3,605.50
SOL	16555208	Sell	13/10/2021	15/10/2021	35.000	771	24.53	2.45	0.00	26,958.02
RHI	16610936	Buy	18/10/2021	20/10/2021	5.030	1000	9.00	0.90	0.00	5,039.90
RIO	16608150	Sell	18/10/2021	20/10/2021	99.600	49	9.00	0.90	0.00	4,870.50
RHI	16638573	Buy	19/10/2021	21/10/2021	5.010	1000	9.00	0.90	0.00	5,019.90
SUN	16638551	Sell	19/10/2021	21/10/2021	12.390	410	9.00	0.90	0.00	5,070.00
RHI	16702545	Buy	25/10/2021	27/10/2021	5.300	1000	9.00	0.90	0.00	5,309.90
SUN	16702362	Sell	25/10/2021	27/10/2021	12.360	435	9.00	0.90	0.00	5,366.70
PRT	16792987	Buy	01/11/2021	03/11/2021	0.405	10000	10.00	1.00	0.00	4,061.00
SOL	16792934	Sell	01/11/2021	03/11/2021	32.480	125	10.00	1.00	0.00	4,049.00
NAB	16829072	Buy	03/11/2021	05/11/2021	28.480	500	12.95	1.30	0.00	14,254.25

While every effort has been made to provide you with an accurate transaction summary, we give no warranty of accuracy or reliability and take no responsibility for any errors or omissions including by negligence. You should confirm the information, holdings and valuations contained herein. All prices and values are denominated in AUD unless otherwise indicated. CMC Markets Stockbroking is the trading name of CMC Markets Stockbroking Limited (ABN 69 081 002 851, AFSL No. 246381), a Participant of the Australian Stock Exchange (ASX Group).

QUEENSLAND COAST REALTY P/L <S/F>

PO BOX 225

NOBBY BEACH QLD 4218

AUSTRALIA

Confirmations

Period: 01/07/2021 - 30/06/2022

Trading Account Number: 207020

Code	Confirmation No.	Type	Trade Date	Settlement Date	Price	Quantity	Brokerage	GST	Other fees	Consideration
SWM	16828994	Buy	03/11/2021	05/11/2021	0.540	10000	10.00	1.00	0.00	5,411.00
WMI	16828909	Sell	03/11/2021	05/11/2021	2.020	10000	18.36	1.84	0.00	20,179.80
NAB	16914019	Sell	09/11/2021	11/11/2021	28.370	500	12.90	1.29	0.00	14,170.81
VTG	16999673	Buy	15/11/2021	17/11/2021	0.895	10000	10.00	1.00	0.00	8,961.00
VTG	17009325	Buy	16/11/2021	18/11/2021	0.910	5000	10.00	1.00	0.00	4,561.00
BHP	17176363	Buy	29/11/2021	01/12/2021	38.450	500	17.48	1.75	0.00	19,244.23
WAM	17176260	Sell	29/11/2021	01/12/2021	2.200	10000	20.00	2.00	0.00	21,978.00
SUN	17211027	Buy	01/12/2021	03/12/2021	10.808	845	9.00	0.90	0.00	9,142.34
SOL	17210947	Sell	01/12/2021	03/12/2021	30.870	375	9.00	0.90	0.00	11,566.35
BHP	17255313	Buy	06/12/2021	08/12/2021	39.210	160	10.00	1.00	0.00	6,284.60
MFG	17993718	Buy	10/02/2022	14/02/2022	19.112	594	10.32	1.03	0.00	11,364.00
SDG	17993589	Sell	10/02/2022	14/02/2022	2.801	4000	10.18	1.02	0.00	11,191.30
SUN	18024858	Sell	14/02/2022	16/02/2022	11.790	2000	21.44	2.14	0.00	23,556.42
SWM	18046936	Sell	15/02/2022	17/02/2022	0.700	10000	10.00	1.00	0.00	6,989.00
BHP	18041316	Buy	15/02/2022	17/02/2022	49.000	340	15.15	1.52	0.00	16,676.67
SDG	18073179	Buy	17/02/2022	21/02/2022	2.840	4000	10.33	1.03	0.00	11,371.36
BHP	18120459	Buy	22/02/2022	24/02/2022	48.140	395	17.29	1.73	0.00	19,034.32
RIO	18158965	Buy	24/02/2022	28/02/2022	117.200	100	10.65	1.07	0.00	11,731.72
BHP	18157391	Sell	24/02/2022	28/02/2022	45.790	660	27.47	2.75	0.00	30,191.18
FMG	18198689	Buy	25/02/2022	01/03/2022	18.600	955	16.15	1.62	0.00	17,780.77
PPT	18292536	Buy	07/03/2022	09/03/2022	34.480	313	10.00	1.00	0.00	10,803.24
MFG	18291911	Sell	07/03/2022	09/03/2022	15.060	594	10.00	1.00	0.00	8,934.64
WBC	18471928	Buy	22/03/2022	24/03/2022	23.740	122	10.00	1.00	0.00	2,907.28
RHI	18471845	Sell	22/03/2022	24/03/2022	3.590	808	10.00	1.00	0.00	2,889.72
WBC	18552503	Buy	29/03/2022	31/03/2022	24.170	765	16.81	1.68	0.00	18,508.54
FMG	18551223	Sell	29/03/2022	31/03/2022	19.450	955	16.89	1.69	0.00	18,556.17
NHC	18630233	Buy	04/04/2022	06/04/2022	3.480	3000	10.00	1.00	0.00	10,451.00
WBC	18630155	Sell	04/04/2022	06/04/2022	23.940	444	10.00	1.00	0.00	10,618.36
BHP	18724559	Buy	11/04/2022	13/04/2022	52.426	232	11.06	1.11	0.00	12,175.07
RIO	18723511	Sell	11/04/2022	13/04/2022	119.860	100	10.90	1.09	0.00	11,974.01
BHP	19161830	Buy	19/05/2022	23/05/2022	46.000	441	18.44	1.84	0.00	20,306.28
WBC	19160907	Sell	19/05/2022	23/05/2022	23.450	443	10.00	1.00	0.00	10,377.35
PPT	19160305	Sell	19/05/2022	23/05/2022	31.910	313	10.00	1.00	0.00	9,976.83

While every effort has been made to provide you with an accurate transaction summary, we give no warranty of accuracy or reliability and take no responsibility for any errors or omissions including by negligence. You should confirm the information, holdings and valuations contained herein. All prices and values are denominated in AUD unless otherwise indicated. CMC Markets Stockbroking is the trading name of CMC Markets Stockbroking Limited (ABN 69 081 002 851, AFSL No. 246381), a Participant of the Australian Stock Exchange (ASX Group).



QUEENSLAND COAST REALTY P/L <S/F>

PO BOX 225

NOBBY BEACH QLD 4218

AUSTRALIA

Holdings

At close of business: 30/06/2022

Trading Account Number: 207020

Code	Company Name	Closing Price	FX Rate	Quantity	Value
BHP	BHP GROUP LIMITED	41.250		1,408	58,080.000
FMG	FORTESCUE METALS GROUP LTD	17.530		955	16,741.150
NHC	NEW HOPE CORPORATION LIMITED	3.460		3,000	10,380.000
PRT	PRT COMPANY LIMITED	0.465		10,000	4,650.000
RHI	RED HILL IRON LIMITED	3.200		3,000	9,600.000
SDG	SUNLAND GROUP LIMITED	2.750		10,000	27,500.000
VTG	VITA GROUP LIMITED	0.185		15,000	2,775.000
WDS	WOODSIDE ENERGY GROUP LTD	31.840		254	8,087.360
Total					137,813.510

While every effort has been made to provide you with an accurate transaction summary, we give no warranty of accuracy or reliability and take no responsibility for any errors or omissions including by negligence. You should confirm the information, holdings and valuations contained herein. All prices and values are denominated in AUD unless otherwise indicated. CMC Markets Stockbroking is the trading name of CMC Markets Stockbroking Limited (ABN 69 081 002 851, AFSL No. 246381), a Participant of the Australian Stock Exchange (ASX Group).



QUEENSLAND COAST REALTY P/L <S/F>

PO BOX 225

NOBBY BEACH QLD 4218

AUSTRALIA

International Dividends

Period: 01/07/2021 - 30/06/2022

Trading Account Number: 207020

Code	Pay Date	Ex Date	Holdings at Ex Date	Gross Amount Per Share	Gross Amount	Fees	Tax Withheld	Net Amount	FX Rate	Net Amount (AUD)
Total										0.00

While every effort has been made to provide you with an accurate transaction summary, we give no warranty of accuracy or reliability and take no responsibility for any errors or omissions including by negligence. You should confirm the information, holdings and valuations contained herein. All prices and values are denominated in AUD unless otherwise indicated. CMC Markets Stockbroking is the trading name of CMC Markets Stockbroking Limited (ABN 69 081 002 851, AFSL No. 246381), a Participant of the Australian Stock Exchange (ASX Group).

Trading Account Statement

The Trading Account Statement displays all transactions processed through the trading account during the reporting period. This may include trade transactions (buying and selling shares) as well as cash movements for settling trades. All prices and values are denominated in AUD unless otherwise indicated.

Date	The date the transaction was processed
Reference	A unique reference number for the transaction
Description	A brief description of the transaction
Debit	Amount debited from the trading account
Credit	Amount credited to the trading account
Balance	A running balance of the trading account

Confirmations

The Confirmations statement lists all equity trade confirmations recorded on the trading account during the reporting period. This is a summary of the information provided to you through email or printed trade confirmations issued on the day of the trade. All prices and values are denominated in AUD unless otherwise indicated.

Code	The instrument code traded
Confirmation No	The unique confirmation reference number
Type	Indicates if the transaction was a Buy or Sell
Trade Date	The date the trade was recorded
Settlement Date	The date the transaction was due to settle. This will usually, but not always, be 2 business day after the trade date
Price	The average price at which the shares were bought or sold
Quantity	The number of shares bought or sold
Brokerage	The brokerage charged for the transaction (excluding GST)
GST	The GST charged for the transaction for brokerage and any other fees
Other Fees	Any other fees related to the transaction (excluding GST). This may include stamp duty, postage fees, or exchange fees. Please refer to your original confirmation for full details
Consideration	The consideration paid (for buys) or received (for sells) net of brokerage, fees, and GST
Foreign Exchange	For confirmations related to international shares, the foreign exchange rate and price in local currency is displayed

Holdings

The Holdings statement displays all equity positions held at the end of the reporting period.

Code	The instrument code
Company Name	The name of the company or instrument
Closing Price	The price as at market close on the last trading day of the reporting period
FX Rate	The foreign exchange rate applied to international holdings
Quantity	The notional number of shares held. This will include any pending buy transactions, and exclude any pending sell transactions
Value	The value, in AUD, of the holding at the end of the reporting period. So Closing Price x Quantity (x FX rate for international holdings)

International Dividends

The International Dividends Statement lists all dividends paid from international shares during the reporting period. All prices and values are denominated in AUD unless otherwise indicated.

Code	The instrument code
Pay Date	The date the dividend was paid to you
Ex Date	The date after which a security will trade without the dividend. You must hold the security on this date to be entitled to the dividend
Holdings at Ex Date	The number of shares you held on the ex date
Gross Amount Per Share	The amount paid by the company per share held
Gross Amount	The gross amount paid, being Amount per Share x Holdings at ex date
Fees	Custodial Fees charged by our custodian
Tax Withheld	The amount of tax withheld from the dividend. In some cases for US Shares you may be eligible for a reduced rate of withholding tax. See the trading platform under Support US Tax Form for more details
Net Amount	The net amount paid after tax has been withheld in the local currency of the instrument
FX Rate	The foreign exchange rate applied to the dividend payment
Net Amount (AUD)	The net amount in AUD paid into your account

25000 - Interest Received

2022 Financial Year

Preparer Mc Ren Sotto

Reviewer Steven Lee

Status Ready for Review

Account Code	Description	CY Balance	LY Balance	Change
BQL20150655	Bank of Queensland Personal Super 20150655	(\$20.81)	(\$11.02)	88.84%
BWAMI1019876	Bankwest CMC Markets Cash Account 101987-6		(\$0.58)	100%
TOTAL		CY Balance	LY Balance	
		(\$20.81)	(\$11.60)	

Supporting Documents

- Interest Reconciliation Report [Report](#)

Standard Checklist

- Attach Interest Reconciliation Report
- Ensure all interest has been recorded from Bank Statements
- Review Statements to ensure all TFN withheld has been input

QUEENSLAND COAST REALTY SUPER FUND
Interest Reconciliation Report

For The Period 01 July 2021 - 30 June 2022

Date	Payment Amount	Gross Interest	TFN Withheld	Foreign Income	Foreign Credits
Bank Accounts					
BQL20150655 Bank of Queensland Personal Super 20150655					
31/07/2021	1.91	1.91			
31/08/2021	0.50	0.50			
30/09/2021	0.49	0.49			
31/10/2021	1.49	1.49			
30/11/2021	1.84	1.84			
31/12/2021	3.13	3.13			
31/01/2022	3.25	3.25			
28/02/2022	2.53	2.53			
31/03/2022	0.17	0.17			
30/04/2022	1.32	1.32			
31/05/2022	1.82	1.82			
30/06/2022	2.36	2.36			
	20.81	20.81			
	20.81	20.81			
TOTAL	20.81	20.81			

Tax Return Reconciliation

	Totals	Tax Return Label
Gross Interest	20.81	11C

30100 - Accountancy Fees

2022 Financial Year

Preparer Mc Ren Sotto

Reviewer Steven Lee

Status Ready for Review

Account Code	Description	CY Balance	LY Balance	Change
30100	Accountancy Fees	\$825.00	\$945.00	(12.7)%
TOTAL		CY Balance	LY Balance	
		\$825.00	\$945.00	

Supporting Documents

- General Ledger [Report](#)
- INV-0253.pdf

Standard Checklist

- Attach all source documentation
- Ensure all Transactions have been entered

QUEENSLAND COAST REALTY SUPER FUND

General Ledger

As at 30 June 2022

Transaction Date	Description	Units	Debit	Credit	Balance \$
Accountancy Fees (30100)					
<u>Accountancy Fees (30100)</u>					
01/09/2021	Tfr To Account 020303684 lb2-05571170		450.00		450.00 DR
26/11/2021	Pay Anyone To Smsf 062099 0104 17929 lb2-26604819		375.00		825.00 DR
			825.00		825.00 DR

Total Debits: 825.00

Total Credits: 0.00



TAX INVOICE

Queensland Coast Realty

Invoice Date
24 Nov 2021

Invoice Number
INV-0253

ABN
60 061 126 663

SuperHelp Australia
PTY LTD
PO Box 1906
MACQUARIE
CENTRE NSW 2113
AUSTRALIA

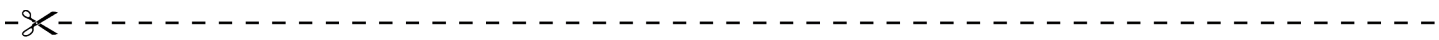
Item	Description	Quantity	Unit Price	GST	Amount AUD
EOY	SMSF Annual Administration	1.00	1,100.00	10%	1,100.00
ADD INV	Additional Investments	11.00	25.00	10%	275.00
DEPO	Deposit	1.00	(1,000.00)	10%	(1,000.00)
INCLUDES GST 10%					34.09
TOTAL AUD					375.00
Less Amount Paid					375.00
AMOUNT DUE AUD					0.00

Due Date: 8 Dec 2021

Please pay the balance of our fees by direct credit into our bank account.

OUR BANK DETAILS (Use your name or your SMSF name as the reference):

Account Name: Superhelp Australia Pty Ltd
Bank: Commonwealth Bank
BSB: 06 2099
Account Number: 1041 7929



PAYMENT ADVICE

To: SuperHelp Australia PTY LTD
PO Box 1906
MACQUARIE CENTRE NSW 2113
AUSTRALIA

Customer	Queensland Coast Realty
Invoice Number	INV-0253
Amount Due	0.00
Due Date	8 Dec 2021
Amount Enclosed	

Enter the amount you are paying above

30400 - ATO Supervisory Levy

2022 Financial Year

Preparer Mc Ren Sotto

Reviewer Steven Lee

Status Ready for Review

Account Code	Description	CY Balance	LY Balance	Change
30400	ATO Supervisory Levy	\$259.00	\$259.00	0%
TOTAL		CY Balance	LY Balance	
		\$259.00	\$259.00	

Supporting Documents

- General Ledger [Report](#)

Standard Checklist

- Attach all source documentation
- Ensure all Transactions have been entered

QUEENSLAND COAST REALTY SUPER FUND

General Ledger

As at 30 June 2022

Transaction Date	Description	Units	Debit	Credit	Balance \$
ATO Supervisory Levy (30400)					
<u>ATO Supervisory Levy (30400)</u>					
10/12/2021	Direct Credit Ato Ato003000015960109		259.00		259.00 DR
			259.00		259.00 DR

Total Debits: 259.00

Total Credits: 0.00

30700 - Auditor's Remuneration

2022 Financial Year

Preparer Mc Ren Sotto

Reviewer Steven Lee

Status Ready for Review

Account Code	Description	CY Balance	LY Balance	Change
30700	Auditor's Remuneration	\$550.00	\$450.00	22.22%
TOTAL		CY Balance	LY Balance	
		\$550.00	\$450.00	

Supporting Documents

- General Ledger [Report](#)
- YML Invoice INV-12417.pdf [30700](#)

Standard Checklist

- Attach all source documentation
- Ensure all Transactions have been entered

QUEENSLAND COAST REALTY SUPER FUND

General Ledger

As at 30 June 2022

Transaction Date	Description	Units	Debit	Credit	Balance \$
Auditor's Remuneration (30700)					
Auditor's Remuneration (30700)					
01/09/2021	Tfr To Account 020303684 lb2-05571170		550.00		550.00 DR
			550.00		550.00 DR

Total Debits: 550.00

Total Credits: 0.00



TAX INVOICE

Queensland Coast Realty Super Fund

Invoice Date
24 Nov 2021

Invoice Number
INV-12417

ABN
81 523 295 035

YML Super Solutions
PO Box 800
BONDI JUNCTION
NSW 1355
Ph (02) 8383 4440
www.ymlgroup.com.au

Description	GST	Amount AUD
Professional charges for Audit Service for the Financial Year ended 30 June 2021.	10%	500.00
	Subtotal	500.00
	TOTAL GST 10%	50.00
	TOTAL AUD	550.00

Due Date: 1 Dec 2021

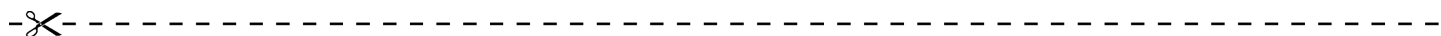
ACCTPRO Financial Services P/L trading as YML Super Solutions

Account Name: ACCTPRO Financial Services P/L

BSB: 082-140

Account Number: 772982366

Please include the Invoice Number as the Reference



PAYMENT ADVICE

To: YML Super Solutions
PO Box 800
BONDI JUNCTION
NSW 1355
Ph (02) 8383 4440
www.ymlgroup.com.au

Customer Queensland Coast Realty Super Fund

Invoice Number INV-12417

Amount Due 550.00

Due Date 1 Dec 2021

Amount Enclosed

Enter the amount you are paying above

31500 - Bank Charges

2022 Financial Year

Preparer Mc Ren Sotto

Reviewer Steven Lee

Status Ready for Review

Account Code	Description	CY Balance	LY Balance	Change
31500	Bank Charges	\$1.30	\$0.95	36.84%
TOTAL		CY Balance	LY Balance	
		\$1.30	\$0.95	

Supporting Documents

○ General Ledger [Report](#)

Standard Checklist

- Attach all source documentation
- Ensure all Transactions have been entered

QUEENSLAND COAST REALTY SUPER FUND

General Ledger

As at 30 June 2022

Transaction Date	Description	Units	Debit	Credit	Balance \$
Bank Charges (31500)					
Bank Charges (31500)					
30/11/2021	Internet Pay Anyone Fee		0.65		0.65 DR
28/02/2022	Internet Pay Anyone Fee		0.65		1.30 DR
			1.30		1.30 DR

Total Debits: 1.30

Total Credits: 0.00

46000 - Benefits Paid/Transfers Out

2022 Financial Year

Preparer Mc Ren Sotto

Reviewer Steven Lee

Status Ready for Review

Account Code	Description	CY Balance	LY Balance	Change
BARGE00001A	(Benefits Paid/Transfers Out) Baracz, George - Accumulation (Accumulation)	\$21,500.00	\$49,600.00	(56.65)%
TOTAL		CY Balance	LY Balance	
		\$21,500.00	\$49,600.00	

Supporting Documents

- General Ledger [Report](#)
- Clt_note.pdf

Standard Checklist

- Attach appropriate documentation in case of death or disability benefits or marriage breakdown
- Attach copies of Minutes, Rollover Benefits Statement, Lump Sum Payment form etc
- Ensure benefit calculated in accordance with Trust Deed

QUEENSLAND COAST REALTY SUPER FUND

General Ledger

As at 30 June 2022

Transaction Date	Description	Units	Debit	Credit	Balance \$
Benefits Paid/Transfers Out (46000)					
<u>(Benefits Paid/Transfers Out) Baracz, George - Accumulation (BARGEO00001A)</u>					
26/07/2021	Tfr To Account 020303684 lb2-03188239		3,500.00		3,500.00 DR
06/10/2021	Tfr To Account 022024623 lb2-27291701		18,000.00		21,500.00 DR
			21,500.00		21,500.00 DR

Total Debits: 21,500.00

Total Credits: 0.00

QUEENSLAND COAST REALTY P/L SUPER FUND
ITEMS ENCLOSED

- ① SHARE HOLDING AT 30/06/2022.
- ② BANK OF QLD STATEMENT / SUMMARY OF TRANSACTIONS
PLUS DIVIDEND STATEMENTS
- ③ ANZ BANK STATEMENT / SUMMARY OF TRANSACTIONS
- ④ SHARE TRADE CONFIRMATION F22.
- ⑤ CHEQUE FOR \$1000:00.
- ⑥ INVOICE SUPER HELP F21.

george.baracz@gmail.com

0416 1400 15

ANZ BANK STATEMENT FQ2

21/02/22	TRANSFER FROM BOQ	16,800:00
29/07/21	CONCESSIONAL CONTRIBUTION	12,500:00
28/07/21	✓	✓
		<u>15,000:00</u>
		<u>27,500:00</u>

BANK OF QLD. - SUPER FUND

26 JUL 21	\$ 3500:00 - WITH DRAW.
1 Sept. 21	\$ 1000:00 - SUPER HELP AUSTRALIA
6 Oct 21.	\$ 18000:00 - WITHDRAW.
26 NOV. 21	\$ 375:00 - SUPER HELP AUSTRALIA
20 FEB 22	\$ 16800:00 - TRANSFER TO SHARE TRADING ACC

BANK CHARGES \$ 0.65

\$ 0.65

1.30

INTEREST EARNED F22. 20:81.

DIVIDENDS - QLD COAST REALTY SUPER FUND.
BANK OF QLD.

	<u>FRANK DIVIDEND</u>	<u>UNFRANK</u>	<u>FRANK CREDIT</u>	RETURN OF CAPITAL
CSR.	480:00		205:71	
SUN	960:00		411:43	
RIO	3040:24		1302:96	
SUNLAND	2035:00		872:14	
FORTES.	9400:05.		4028:59.	
MILTON	2523:40.		1081:46	
WAM MK	800:00		342:86	
WAM CAP	775:00		332:14	
RED.	4569:60.		1958:40.	
VITA	5850:00		2507:14	
SOL.	135:00		57:86	
SUNLAND	1000:00		428:57.	1000:00.
PRT	—	—	—	
PRT	2600:00		1114:29.	
SUNLAND	1200:00		514:29.	
BHP.	2421:77		1037:90.	
MAG	490:49	163:50.	210:21	
PERP.	350:56.		150:24	
SUNCOOP.	460:00		197:14.	
RIO	662:84.		284:07	
NEW HOPE	900:00 * (SHORT PAYMENT)		385:71.	
VITA	1995:00.		855:00	
RED Hill	600:00		257:14	
NEW HOPE	25:00 * BALANCE PAID.			
WEST PARK.	270:23		115:81.	
(NON CASH) BHP.	7559:04		3239:59 (NO CASH)	
	51103:22			
	(25:00)			
RETURN CAPITAL	1000:00			
TOTAL	50078:22	163:50	21890:65	

48500 - Income Tax Expense

2022 Financial Year

Preparer Mc Ren Sotto

Reviewer Steven Lee

Status Rework Required

Account Code	Description	CY Balance	LY Balance	Change
48500	Income Tax Expense	(\$12,530.14)	(\$20,241.58)	(38.1)%
TOTAL		CY Balance	LY Balance	
		(\$12,530.14)	(\$20,241.58)	

Supporting Documents

No supporting documents

49000 - Profit/Loss Allocation Account

2022 Financial Year

Preparer Mc Ren Sotto

Reviewer Steven Lee

Status Rework Required

Account Code	Description	CY Balance	LY Balance	Change
49000	Profit/Loss Allocation Account	\$8,908.28	\$43,085.08	(79.32)%
TOTAL		CY Balance	LY Balance	
		\$8,908.28	\$43,085.08	

Supporting Documents

No supporting documents

50000 - Members

2022 Financial Year

Preparer Mc Ren Sotto

Reviewer Steven Lee

Status Rework Required

Account Code	Description	Opening Balance	Contribution Income	Earnings	Member Payments	Tax & Fees	Closing Balance	Change
BARGEO00001A	Baracz, George - Accumulation (Accumulation)	(\$171,939.23)	(\$27,500.00)	(\$10,602.90)	\$21,500.00	\$7,694.62	(\$180,847.51)	5.18%
TOTAL		Opening Balance	Contribution Income	Earnings	Member Payments	Tax & Fees	Closing Balance	
		(\$171,939.23)	(\$27,500.00)	(\$10,602.90)	\$21,500.00	\$7,694.62	(\$180,847.51)	

Supporting Documents

- Members Statements [Report](#)
- Members Summary [Report](#)

Standard Checklist

- Attach copies of Members Statements

QUEENSLAND COAST REALTY SUPER FUND

Members Statement

George Baracz
 PO Box 225
 Nobby Beach, Queensland, 4218, Australia

Your Details

Date of Birth :	Provided	Nominated Beneficiaries:	N/A
Age:	71	Nomination Type:	N/A
Tax File Number:	Provided	Vested Benefits:	180,848
Date Joined Fund:	05/05/2005	Total Death Benefit:	180,848
Service Period Start Date:		Current Salary:	0
Date Left Fund:		Previous Salary:	0
Member Code:	BARGE000001A	Disability Benefit:	0
Account Start Date:	05/05/2005		
Account Phase:	Accumulation Phase		
Account Description:	Accumulation		

Your Balance

Total Benefits	180,848
<u>Preservation Components</u>	
Preserved	103,840
Unrestricted Non Preserved	77,008
Restricted Non Preserved	
<u>Tax Components</u>	
Tax Free	13,401
Taxable	167,446

Your Detailed Account Summary

	This Year
Opening balance at 01/07/2021	171,939
<u>Increases to Member account during the period</u>	
Employer Contributions	27,500
Personal Contributions (Concessional)	
Personal Contributions (Non Concessional)	
Government Co-Contributions	
Other Contributions	
Proceeds of Insurance Policies	
Transfers In	
Net Earnings	10,604
Internal Transfer In	
<u>Decreases to Member account during the period</u>	
Pensions Paid	
Contributions Tax	4,125
Income Tax	3,570
No TFN Excess Contributions Tax	
Excess Contributions Tax	
Refund Excess Contributions	
Division 293 Tax	
Insurance Policy Premiums Paid	
Management Fees	
Member Expenses	
Benefits Paid/Transfers Out	21,500
Superannuation Surcharge Tax	
Internal Transfer Out	
Closing balance at 30/06/2022	180,848

QUEENSLAND COAST REALTY SUPER FUND

Members Summary Report

As at 30 June 2022

Opening Balance	Increases				Decreases					Closing Balance	
	Contributions	Transfers In	Net Earnings	Insurance Proceeds	Pensions Paid	Contributions Tax	Taxes Paid	Benefits Paid/ Transfers Out	Insurance Premiums		Member Expenses
George Baracz (Age: 71)											
BARGEO00001A - Accumulation											
171,939	27,500		10,604			4,125	3,570	21,500			180,848
171,939	27,500		10,604			4,125	3,570	21,500			180,848
171,939	27,500		10,604			4,125	3,570	21,500			180,848

60400 - Bank Accounts

2022 Financial Year

Preparer Mc Ren Sotto

Reviewer Steven Lee

Status Rework Required

Account Code	Description	CY Balance	LY Balance	Change
ANZNBFI111763289	ANZ Cash Account 111763289	\$97.42	\$7.80	1148.97%
BQL20150655	Bank of Queensland Personal Super 20150655	\$10,720.60	\$4,212.45	154.5%
TOTAL		CY Balance	LY Balance	
		\$10,818.02	\$4,220.25	

Supporting Documents

- Bank Statement Report [Report](#)
- CMC Markets_stats.pdf [ANZNBFI111763289](#)
- Bank_stats_BOQ_655.pdf [BQL20150655](#)

Standard Checklist

- Attach Copies of Bank Statements
- Attach copy of Bank Statement Report
- Ensure all Balances match Statement Balances at June 30
- Ensure all Transactions have been entered

QUEENSLAND COAST REALTY SUPER FUND
Bank Statement Report

For The Period 01 July 2021 to 30 June 2022

Chart Code: 60400 / ANZNBF111763289

Account Name: ANZ Cash Account 111763289

BSB and Account Number: 014936 111763289

Opening Balance	-	Total Debits	+	Total Credits	=	Closing Balance	Data Feed Used
\$ 7.80		\$ 568,837.47		\$ 568,927.09		\$ 97.42	

Date	Description	Debit \$	Credit \$	Ledger Balance \$	Statement Balance \$	Variance \$
01/07/2021	Opening Balance			7.80		
28/07/2021	EXTERNAL - STOCK TRAD 207020 TR		15,000.00	15,007.80		
29/07/2021	EXTERNAL - STOCK TRAD 207020 TR		12,500.00	27,507.80		
02/08/2021	CONCESSIONAL COMPANY CONTRI Bght 110 RIO @ 135.8600 15539877	14,959.55		12,548.25		
03/08/2021	Bght 80 RIO @ 135.5000 15561726	10,851.00		1,697.25		
11/08/2021	Bght 1000 SUN @ 12.5000 15660184	12,512.50		(10,815.25)		
11/08/2021	Sold 45000 VMS @ 0.1000 15667716		4,489.00	(6,326.25)		
11/08/2021	Sold 2000 CSR @ 5.7800 15656767		11,548.44	5,222.19		
12/08/2021	Bght 1000 SUN @ 13.1000 15678077	13,113.10		(7,890.91)		
12/08/2021	Sold 1900 IFL @ 4.4500 15676627		8,444.00	553.09		
16/08/2021	Sold 210 RIO @ 121.6000 15716298		25,510.47	26,063.56		
18/08/2021	Bght 1000 IFL @ 4.8300 15754272	4,841.00		21,222.56		
25/08/2021	Bght 1000 FMG @ 20.4500 15854112	20,470.45		752.11		
25/08/2021	Sold 1000 FMG @ 19.5300 15866560		19,510.47	20,262.58		
26/08/2021	Bght 10000 WMI @ 1.9600 15879214	19,619.60		642.98		
30/08/2021	Bght 3800 SDG @ 2.7200 15919618	10,345.90		(9,702.92)		
30/08/2021	Sold 2000 IFL @ 4.9100 15918119		9,810.10	107.18		

QUEENSLAND COAST REALTY SUPER FUND
Bank Statement Report

For The Period 01 July 2021 to 30 June 2022

Date	Description	Debit \$	Credit \$	Ledger Balance \$	Statement Balance \$	Variance \$
31/08/2021	Bght 3375 SDG @ 2.7100 15933645	9,156.15		(9,048.97)		
31/08/2021	Sold 2000 IFL @ 4.5600 15931482		9,110.10	61.13		
01/09/2021	Bght 955 FMG @ 21.1100 15952052	20,176.18		(20,115.05)		
01/09/2021	Sold 10000 WMI @ 2.0200 15951322		20,183.84	68.79		
08/09/2021	Bght 10000 WMI @ 2.1200 16046212	21,221.20		(21,152.41)		
08/09/2021	Bght 3000 SDG @ 2.8700 16052371	8,619.90		(29,772.31)		
08/09/2021	Sold 3500 FMG @ 18.7400 16044191		65,524.41	35,752.10		
09/09/2021	Bght 2000 MLT @ 7.0300 16077941	14,074.06		21,678.04		
09/09/2021	Bght 500 WBC @ 25.9100 16064742	12,967.96		8,710.08		
13/09/2021	Bght 330 WBC @ 25.9400 16100875	8,570.10		139.98		
15/09/2021	Bght 2000 MLT @ 7.5900 16138492	15,195.18		(15,055.20)		
15/09/2021	Sold 600 WBC @ 25.6500 16137342		15,374.61	319.41		
17/09/2021	Bght 820 MLT @ 7.5100 16177915	6,168.10		(5,848.69)		
17/09/2021	Sold 230 WBC @ 25.4800 16177752		5,850.50	1.81		
21/09/2021	Bght 2000 MLT @ 6.9000 16223551	13,811.04		(13,809.23)		
21/09/2021	Sold 141 RIO @ 100.1308 16223397		14,107.14	297.91		
15/10/2021	Bght 10000 WAM @ 2.3800 16561285	23,823.80		(23,525.89)		
15/10/2021	Bght 808 RHI @ 4.4500 16557981	3,605.50		(27,131.39)		
15/10/2021	Sold 175 SDG @ 2.4500 16561257		418.85	(26,712.54)		
15/10/2021	Sold 771 SOL @ 35.0000 16555208		26,958.02	245.48		
20/10/2021	Bght 1000 RHI @ 5.0300 16610936	5,039.90		(4,794.42)		

QUEENSLAND COAST REALTY SUPER FUND**Bank Statement Report**

For The Period 01 July 2021 to 30 June 2022

Date	Description	Debit \$	Credit \$	Ledger Balance \$	Statement Balance \$	Variance \$
20/10/2021	Sold 49 RIO @ 99.6000 16608150		4,870.50	76.08		
21/10/2021	Bght 1000 RHI @ 5.0100 16638573	5,019.90		(4,943.82)		
21/10/2021	Sold 410 SUN @ 12.3900 16638551		5,070.00	126.18		
27/10/2021	Bght 1000 RHI @ 5.3000 16702545	5,309.90		(5,183.72)		
27/10/2021	Sold 435 SUN @ 12.3600 16702362		5,366.70	182.98		
03/11/2021	Bght 10000 PRT @ 0.4050 16792987	4,061.00		(3,878.02)		
03/11/2021	Sold 125 SOL @ 32.4800 16792934		4,049.00	170.98		
05/11/2021	Bght 500 NAB @ 28.4800 16829072	14,254.25		(14,083.27)		
05/11/2021	Bght 10000 SWM @ 0.5400 16828994	5,411.00		(19,494.27)		
05/11/2021	Sold 10000 WMI @ 2.0200 16828909		20,179.80	685.53		
11/11/2021	Sold 500 NAB @ 28.3700 16914019		14,170.81	14,856.34		
17/11/2021	Bght 10000 VTG @ 0.8950 16999673	8,961.00		5,895.34		
18/11/2021	Bght 5000 VTG @ 0.9100 17009325	4,561.00		1,334.34		
01/12/2021	Bght 500 BHP @ 38.4500 17176363	19,244.23		(17,909.89)		
01/12/2021	Sold 10000 WAM @ 2.2000 17176260		21,978.00	4,068.11		
03/12/2021	Bght 845 SUN @ 10.8076 17211027	9,142.34		(5,074.23)		
03/12/2021	Sold 375 SOL @ 30.8700 17210947		11,566.35	6,492.12		
08/12/2021	Bght 160 BHP @ 39.2100 17255313	6,284.60		207.52		
14/02/2022	Bght 594 MFG @ 19.1122 17993718	11,364.00		(11,156.48)		
14/02/2022	Sold 4000 SDG @ 2.8006 17993589		11,191.30	34.82		
16/02/2022	Sold 2000 SUN @ 11.7900 18024858		23,556.42	23,591.24		

QUEENSLAND COAST REALTY SUPER FUND

Bank Statement Report

For The Period 01 July 2021 to 30 June 2022

Date	Description	Debit \$	Credit \$	Ledger Balance \$	Statement Balance \$	Variance \$
17/02/2022	Bght 340 BHP @ 49.0000 18041316	16,676.67		6,914.57		
17/02/2022	Sold 10000 SWM @ 0.7000 18046936		6,989.00	13,903.57		
20/02/2022	Pay Anyone To QLD Coast Realtysuper Fund 014936 111763289 lb2-55092179 [EXTERNAL STOCK TRAD 207020 TR TRANSFERED FRanBoR]		16,800.00	30,703.57		
21/02/2022	Payment to CMC MARKETS STOCKBROKING [Payment to CMC MARKETS STOCKBROKING] [B 395 BHP] [Bght 395 BHP @ 48.1400 18120459] [Buy FMG 955] [Bght 395 BHP] [Bght 955 FMG @ 18.6000 18198689] [Bght 955 FMG @ 18.6000 18198689] [Bght 955 FMG @ 18.6000 18198689] [Buy PPT 313 @34.48] [Contra settlement]		53.15	30,756.72		
21/02/2022	EXTERNAL C18073179 [Statement Balance Alignment] [C18198689] [Statement Balance Alignment] [C18198689] [Statement Balance Alignment] [C18120459] [Statement Balance Alignment]		8,934.64	39,691.36		
21/02/2022	EXTERNAL C18073179 [Statement Balance Alignment] [C18198689] [Statement Balance Alignment] [C18198689] [Statement Balance Alignment] [C18120459] [Statement Balance Alignment]	8,934.64		30,756.72		
21/02/2022	Payment to CMC MARKETS STOCKBROKING [Payment to CMC MARKETS STOCKBROKING] [B 395 BHP] [Bght 395 BHP @ 48.1400 18120459] [Buy FMG 955] [Bght 395 BHP] [Bght 955 FMG @ 18.6000 18198689] [Bght 955 FMG @ 18.6000 18198689] [Bght 955 FMG @ 18.6000 18198689] [Buy PPT 313 @34.48] [Contra settlement]	8,934.64		21,822.08		
21/02/2022	EXTERNAL C18073179 [Statement Balance Alignment] [C18198689] [Statement Balance Alignment] [C18198689] [Statement Balance Alignment] [C18120459] [Statement Balance Alignment]		458.38	22,280.46		
21/02/2022	EXTERNAL C18073179 [Statement Balance Alignment] [C18198689] [Statement Balance Alignment] [C18198689] [Statement Balance Alignment] [C18120459] [Statement Balance Alignment]	458.38		21,822.08		
21/02/2022	Payment to CMC MARKETS STOCKBROKING [Payment to CMC MARKETS STOCKBROKING] [B 395	458.38		21,363.70		

QUEENSLAND COAST REALTY SUPER FUND

Bank Statement Report

For The Period 01 July 2021 to 30 June 2022

Date	Description	Debit \$	Credit \$	Ledger Balance \$	Statement Balance \$	Variance \$
21/02/2022	[Buy FMG 955] [Bght 395 BHP] [Bght 955 FMG @ 18.6000 18198689] [Bght 955 FMG @ 18.6000 18198689] [Bght 955 FMG @ 18.6000 18198689] [Buy PPT 313 @34.48] [Contra settlement] Payment to CMC MARKETS STOCKBROKING	7,872.78		13,490.92		
21/02/2022	[Payment to CMC MARKETS STOCKBROKING] [B 395 BHP] [Bght 395 BHP @ 48.1400 18120459] [Buy FMG 955] [Bght 395 BHP] [Bght 955 FMG @ 18.6000 18198689] [Bght 955 FMG @ 18.6000 18198689] [Bght 955 FMG @ 18.6000 18198689] [Buy PPT 313 @34.48] [Contra settlement]		11,073.47	24,564.39		
21/02/2022	EXTERNAL C18073179 [Statement Balance Alignment] [C18198689] [Statement Balance Alignment] [C18198689] [Statement Balance Alignment] [C18120459] [Statement Balance Alignment]			13,490.92		
21/02/2022	EXTERNAL C18073179 [Statement Balance Alignment] [C18198689] [Statement Balance Alignment] [C18198689] [Statement Balance Alignment] [C18120459] [Statement Balance Alignment]	11,073.47		5,530.07		
21/02/2022	Payment to CMC MARKETS STOCKBROKING [Payment to CMC MARKETS STOCKBROKING] [B 395 BHP] [Bght 395 BHP @ 48.1400 18120459] [Buy FMG 955] [Bght 395 BHP] [Bght 955 FMG @ 18.6000 18198689] [Bght 955 FMG @ 18.6000 18198689] [Bght 955 FMG @ 18.6000 18198689] [Buy PPT 313 @34.48] [Contra settlement]	7,960.85		(3,309.08)		
21/02/2022	Payment to CMC MARKETS STOCKBROKING [Payment to CMC MARKETS STOCKBROKING] [B 395 BHP] [Bght 395 BHP @ 48.1400 18120459] [Buy FMG 955] [Bght 395 BHP] [Bght 955 FMG @ 18.6000 18198689] [Bght 955 FMG @ 18.6000 18198689] [Bght 955 FMG @ 18.6000 18198689] [Buy PPT 313 @34.48] [Contra settlement]	8,839.15		8,062.28		
21/02/2022	EXTERNAL C18073179 [Statement Balance Alignment] [C18198689] [Statement Balance Alignment] [C18198689] [Statement Balance Alignment] [C18120459] [Statement Balance Alignment]		11,371.36	(3,309.08)		
21/02/2022	EXTERNAL C18073179 [Statement Balance Alignment] [C18198689] [Statement Balance Alignment] [C18198689] [Statement Balance Alignment] [C18120459] [Statement Balance Alignment]	11,371.36				

QUEENSLAND COAST REALTY SUPER FUND

Bank Statement Report

For The Period 01 July 2021 to 30 June 2022

Date	Description	Debit \$	Credit \$	Ledger Balance \$	Statement Balance \$	Variance \$
	Alignment]					
21/02/2022	Payment to CMC MARKETS STOCKBROKING [Payment to CMC MARKETS STOCKBROKING] [B 395 BHP] [Bght 395 BHP @ 48.1400 18120459] [Buy FMG 955] [Bght 395 BHP] [Bght 955 FMG @ 18.6000 18198689] [Bght 955 FMG @ 18.6000 18198689] [Bght 955 FMG @ 18.6000 18198689] [Buy PPT 313 @34.48] [Contra settlement]	2,532.21		(5,841.29)		
21/02/2022	Stop Receipt [Bght 4000 SDG @ 2.8400 18073179]		11,371.36	5,530.07		
21/02/2022	Bght 4000 SDG @ 2.8400 18073179	11,371.36		(5,841.29)		
21/02/2022	Stop Receipt [Bght 4000 SDG @ 2.8400 18073179]	11,371.36		(17,212.65)		
21/02/2022	Payment to CMC MARKETS STOCKBROKING [Payment to CMC MARKETS STOCKBROKING] [B 395 BHP] [Bght 395 BHP @ 48.1400 18120459] [Buy FMG 955] [Bght 395 BHP] [Bght 955 FMG @ 18.6000 18198689] [Bght 955 FMG @ 18.6000 18198689] [Bght 955 FMG @ 18.6000 18198689] [Buy PPT 313 @34.48] [Contra settlement]	11,073.47		(28,286.12)		
28/02/2022	Bght 100 RIO @ 117.2000 18158965	11,731.72		(40,017.84)		
28/02/2022	Sold 660 BHP @ 45.7900 18157391		30,191.18	(9,826.66)		
28/02/2022	Statement Balance Alignment [C18120459]	11,073.47		(20,900.13)		
28/02/2022	Statement Balance Alignment [C18120459]		11,073.47	(9,826.66)		
01/03/2022	JNL1344527 BHP Dividend:CN18120459-2 (DN 209645)		486.79	(9,339.87)		
03/03/2022	JNL1347805 FMG Dividend:CN18198689-2 (DN 209701)		458.38	(8,881.49)		
09/03/2022	Sold 594 MFG @ 15.0600 18291911		8,934.64	53.15		
24/03/2022	Bght 122 WBC @ 23.7400 18471928	2,907.28		(2,854.13)		
24/03/2022	Sold 808 RHI @ 3.5900 18471845		2,889.72	35.59		
31/03/2022	Bght 765 WBC @ 24.1700 18552503	18,508.54		(18,472.95)		

QUEENSLAND COAST REALTY SUPER FUND
Bank Statement Report

For The Period 01 July 2021 to 30 June 2022

Date	Description	Debit \$	Credit \$	Ledger Balance \$	Statement Balance \$	Variance \$
31/03/2022	Sold 955 FMG @ 19.4500 18551223		18,556.17	83.22		
06/04/2022	Bght 3000 NHC @ 3.4800 18630233	10,451.00		(10,367.78)		
06/04/2022	Sold 444 WBC @23.94		10,618.36	250.58		
13/04/2022	Bght 232 BHP @ 52.4263 18724559	12,175.07		(11,924.49)		
13/04/2022	Sold 100 RIO @ 119.8600 18723511		11,974.01	49.52		
23/05/2022	Bght 441 BHP @ 46.0000 19161830	20,306.28		(20,256.76)		
23/05/2022	Sold 313 PPT @ 31.9100 19160305		9,976.83	(10,279.93)		
23/05/2022	Sold 443 WBC @ 23.45		10,377.35	97.42		
30/06/2022	CLOSING BALANCE			97.42		
		<u>568,837.47</u>	<u>568,927.09</u>			

QUEENSLAND COAST REALTY SUPER FUND
Bank Statement Report

For The Period 01 July 2021 to 30 June 2022

Chart Code: 60400 / BQL20150655
Account Name: Bank of Queensland Personal Super 20150655
BSB and Account Number: 124015 20150655

Opening Balance	-	Total Debits	+	Total Credits	=	Closing Balance	Data Feed Used
\$ 4,212.45		\$ 39,676.30		\$ 46,184.45		\$ 10,720.60	

Date	Description	Debit \$	Credit \$	Ledger Balance \$	Statement Balance \$	Variance \$
01/07/2021	Opening Balance			4,212.45		
02/07/2021	Dividend CSR Ltd Dividend 21Rca/00825697 [System Matched Income Data]		480.00	4,692.45		
26/07/2021	Tfr To Account 020303684 lb2-03188239	3,500.00		1,192.45		
31/07/2021	Interest		1.91	1,194.36		
31/08/2021	Interest		0.50	1,194.86		
01/09/2021	Tfr To Account 020303684 lb2-05571170	1,000.00		194.86		
22/09/2021	Dividend Sun Fnitstpc Div 001262970546 [System Matched Income Data]		960.00	1,154.86		
23/09/2021	Dividend Rio Tinto Ltd int21/00122275 [System Matched Income Data]		3,040.24	4,195.10		
30/09/2021	Dividend Sdg Fnl Div 001267767899 [System Matched Income Data]		2,035.00	6,230.10		
30/09/2021	Dividend Fmg Dividend 001267415907 [System Matched Income Data]		9,400.05	15,630.15		
30/09/2021	Interest		0.49	15,630.64		
05/10/2021	Dividend Mlt SPL Div 001268057511		2,523.40	18,154.04		
06/10/2021	Tfr To Account 022024623 lb2-27291701	18,000.00		154.04		
22/10/2021	Dividend Wam Mircocap Ltd S00016554341 [System Matched Income Data]		800.00	954.04		
29/10/2021	Dividend Wam Capital S00016554341 [System Matched Income Data]		775.00	1,729.04		
31/10/2021	Interest		1.49	1,730.53		
10/11/2021	Direct Credit Red Hill Iron Li Ref: 2009921 [System Matched Income Data]		4,569.60	6,300.13		

QUEENSLAND COAST REALTY SUPER FUND

Bank Statement Report

For The Period 01 July 2021 to 30 June 2022

Date	Description	Debit \$	Credit \$	Ledger Balance \$	Statement Balance \$	Variance \$
26/11/2021	Dividend Vita Group Ltd Nov21/00801330		5,850.00	12,150.13		
26/11/2021	Pay Anyone To Smsf 062099 0104 17929 lb2-26604819	375.00		11,775.13		
30/11/2021	Internet Pay Anyone Fee	0.65		11,774.48		
30/11/2021	Interest		1.84	11,776.32		
10/12/2021	Direct Credit Ato Ato003000015960109		296.74	12,073.06		
14/12/2021	Dividend Sol Div Payment Dec21/00816123 [System Matched Income Data]		135.00	12,208.06		
31/12/2021	Interest		3.13	12,211.19		
13/01/2022	Dividend Sdg SPC Div 001270582147 [System Matched Income Data]		1,000.00	13,211.19		
31/01/2022	Interest		3.25	13,214.44		
04/02/2022	Dividend Prt Cap Feb 001271161270 [Return of Capital: \$0.1 per unit]		1,000.00	14,214.44		
04/02/2022	Dividend Prt Div 001271159188 [System Matched Income Data]		2,600.00	16,814.44		
20/02/2022	Pay Anyone To QLD Coast Realtysuper Fund 014936 111763289 lb2-55092179 [EXTERNAL STOCK TRAD 207020 TR TRANSFERED FRanBoR]	16,800.00		14.44		
28/02/2022	Internet Pay Anyone Fee	0.65		13.79		
28/02/2022	Interest		2.53	16.32		
17/03/2022	Dividend Sdg ltm Div 001272962615		1,200.00	1,216.32		
28/03/2022	Dividend BHP Group Div Ai385/00282206		2,421.77	3,638.09		
30/03/2022	Dividend Fmg Dividend 001273085101		1,184.22	4,822.31		
31/03/2022	Dividend Magellan Fin Grp S00016554341		653.99	5,476.30		
31/03/2022	Interest		0.17	5,476.47		
01/04/2022	Dividend Ppt Div 001276138144		350.56	5,827.03		
01/04/2022	Dividend Sun Interim Div 001271630146 [System Matched Income Data]		460.00	6,287.03		

QUEENSLAND COAST REALTY SUPER FUND
Bank Statement Report

For The Period 01 July 2021 to 30 June 2022

Date	Description	Debit \$	Credit \$	Ledger Balance \$	Statement Balance \$	Variance \$
21/04/2022	Dividend Rio Tinto Ltd Fin21/00122556		662.84	6,949.87		
30/04/2022	Interest		1.32	6,951.19		
13/05/2022	Dividend Nhc Replacement May22/99999932		875.00	7,826.19		
13/05/2022	Dividend Vita Group Ltd May22/00801222 [System Matched Income Data]		1,995.00	9,821.19		
31/05/2022	Direct Credit Red Hill Iron Li Ref: 2454595 [System Matched Income Data]		600.00	10,421.19		
31/05/2022	Interest		1.82	10,423.01		
10/06/2022	Debenture note Interest Nhc Replacment		25.00	10,448.01		
24/06/2022	Dividends WBC		270.23	10,718.24		
30/06/2022	Interest		2.36	10,720.60		
30/06/2022	CLOSING BALANCE			10,720.60		
		<u>39,676.30</u>	<u>46,184.45</u>			

Cash Transaction Summary



Accounts Stock Holdings Open Orders Order History Profit & Loss

Confirmations **Statements** Tax & Portfolio Reporting

Trading Account Statement | **Cash Transaction Summary** | Portfolio Report | EOFY Trading Statement

207020 - Queensland Coast Realty P/L <S/F> ▼

1/7/2021 - 30/6/2022 ▼

View

Download CSV

View your Monthly ANZ Cash Account Statements ▼



Institution **ANZ Banking Group Ltd** BSB **014-936** Account Number **111763289**

Account of **QUEENSLAND COAST REALTY PTY LTD <SUPER FUND ACCOUNT>**

Open Balance **\$7.80** Closing Balance **\$97.42** Total Debit **\$557,764.00** Total Credit **\$557,853.62**

Date	Description	Debit \$	Credit \$	Balance \$
23/05/2022	Bght 441 BHP @ 46.0000 19161830	20,306.28		97.42
23/05/2022	Sold 313 PPT @ 31.9100 19160305		9,976.83	20,403.70
23/05/2022	Sold 443 WBC @ 23.4500 19160907		10,377.35	10,426.87
13/04/2022	Bght 232 BHP @ 52.4263 18724559	12,175.07		49.52
13/04/2022	Sold 100 RIO @ 119.8600 18723511		11,974.01	12,224.59
06/04/2022	Bght 3000 NHC @ 3.4800 18630233	10,451.00		250.58
06/04/2022	Sold 444 WBC @ 23.9400 18630155		10,618.36	10,701.58
31/03/2022	Bght 765 WBC @ 24.1700 18552503	18,508.54		83.22
31/03/2022	Sold 955 FMG @ 19.4500 18551223		18,556.17	18,591.76
24/03/2022	Bght 122 WBC @ 23.7400 18471928	2,907.28		35.59
24/03/2022	Sold 808 RHI @ 3.5900 18471845		2,889.72	2,942.87
14/03/2022	Contra settlement		53.15	53.15
09/03/2022	Statement Balance Alignment		8,934.64	0.00
09/03/2022	C18198689	8,934.64		-8,934.64
09/03/2022	Bght 955 FMG @ 18.6000 18198689	8,934.64		0.00
09/03/2022	Sold 594 MFG @ 15.0600 18291911		8,934.64	8,934.64
03/03/2022	Statement Balance Alignment		458.38	0.00
03/03/2022	C18198689	458.38		-458.38
03/03/2022	Bght 955 FMG @ 18.6000 18198689	458.38		0.00
03/03/2022	JNL1347805 FMG Dividend:CN18198689-2 (DN 209701)		458.38	458.38
01/03/2022	Bght 955 FMG @ 18.6000 18198689	7,872.78		0.00
01/03/2022	JNL1344527 BHP Dividend:CN18120459-2 (DN 209645)		486.79	7,872.78
28/02/2022	Statement Balance Alignment		11,073.47	7,385.99
28/02/2022	C18120459	11,073.47		-3,687.48
28/02/2022	Bght 100 RIO @ 117.2000 18158965	11,731.72		7,385.99
28/02/2022	Bght 395 BHP @ 48.1400 18120459	11,073.47		19,117.71
28/02/2022	Sold 660 BHP @ 45.7900 18157391		30,191.18	30,191.18
24/02/2022	Bght 395 BHP @ 48.1400 18120459	7,960.85		0.00
22/02/2022	Payment to CMC MARKETS STOCKBROKING	8,839.15		7,960.85
21/02/2022	Statement Balance Alignment		11,371.36	16,800.00
21/02/2022	EXTERNAL - STOCK TRAD 207020 TR		16,800.00	5,428.64
21/02/2022	EXTERNAL - C18073179	11,371.36		-11,371.36
21/02/2022	Payment to CMC MARKETS STOCKBROKING	2,532.21		0.00
21/02/2022	Stop Receipt		11,371.36	2,532.21
21/02/2022	Bght 4000 SDG @ 2.8400 18073179	11,371.36		-8,839.15
21/02/2022	Bght 4000 SDG @ 2.8400 18073179	11,371.36		2,532.21
17/02/2022	Bght 340 BHP @ 49.0000 18041316	16,676.67		13,903.57
17/02/2022	Sold 10000 SWM @ 0.7000 18046936		6,989.00	30,580.24
16/02/2022	Sold 2000 SUN @ 11.7900 18024858		23,556.42	23,591.24
14/02/2022	Bght 594 MFG @ 19.1122 17993718	11,364.00		34.82
14/02/2022	Sold 4000 SDG @ 2.8006 17993589		11,191.30	11,398.82
08/12/2021	Bght 160 BHP @ 39.2100 17255313	6,284.60		207.52
03/12/2021	Bght 845 SUN @ 10.8076 17211027	9,142.34		6,492.12
03/12/2021	Sold 375 SOL @ 30.8700 17210947		11,566.35	15,634.46
01/12/2021	Bght 500 BHP @ 38.4500 17176363	19,244.23		4,068.11
01/12/2021	Sold 10000 WAM @ 2.2000 17176260		21,978.00	23,312.34

TRANSFERRED FROM BOQ

Cash Transaction Summary - CMC Markets Invest

Date	Description	Debit \$	Credit \$	Balance \$
18/11/2021	Bght 5000 VTG @ 0.9100 17009325	4,561.00		1,334.34
17/11/2021	Bght 10000 VTG @ 0.8950 16999673	8,961.00		5,895.34
11/11/2021	Sold 500 NAB @ 28.3700 16914019		14,170.81	14,856.34
05/11/2021	Bght 500 NAB @ 28.4800 16829072			685.53
05/11/2021	Bght 10000 SWM @ 0.5400 16828994	14,254.25		14,939.78
05/11/2021	Sold 10000 WMI @ 2.0200 16828909	5,411.00		20,350.78
03/11/2021	Bght 10000 PRT @ 0.4050 16792987	4,061.00		170.98
03/11/2021	Sold 125 SOL @ 32.4800 16792934		4,049.00	4,231.98
27/10/2021	Bght 1000 RHI @ 5.3000 16702545	5,309.90		182.98
27/10/2021	Sold 435 SUN @ 12.3600 16702362		5,366.70	5,492.88
21/10/2021	Bght 1000 RHI @ 5.0100 16638573	5,019.90		126.18
21/10/2021	Sold 410 SUN @ 12.3900 16638551		5,070.00	5,146.08
20/10/2021	Bght 1000 RHI @ 5.0300 16610936	5,039.90		76.08
20/10/2021	Sold 49 RIO @ 99.6000 16608150		4,870.50	5,115.98
15/10/2021	Bght 10000 WAM @ 2.3800 16561285	23,823.80		245.48
15/10/2021	Bght 808 RHI @ 4.4500 16557981	3,605.50		24,069.28
15/10/2021	Sold 175 SDG @ 2.4500 16561257		418.85	27,674.78
15/10/2021	Sold 771 SOL @ 35.0000 16555208		26,958.02	27,255.93
21/09/2021	Bght 2000 MLT @ 6.9000 16223551			297.91
21/09/2021	Sold 141 RIO @ 100.1308 16223397	13,811.04		14,108.95
17/09/2021	Bght 820 MLT @ 7.5100 16177915		14,107.14	1,81
17/09/2021	Sold 230 WBC @ 25.4800 16177752	6,168.10		6,169.91
15/09/2021	Bght 2000 MLT @ 7.5900 16138492	15,195.18		319.41
15/09/2021	Sold 600 WBC @ 25.6500 16137342		15,374.61	15,514.59
13/09/2021	Bght 330 WBC @ 25.9400 16100875			139.98
09/09/2021	Bght 2000 MLT @ 7.0300 16077941	8,570.10		8,710.08
09/09/2021	Bght 500 WBC @ 25.9100 16064742	14,074.06		22,784.14
08/09/2021	Bght 10000 WMI @ 2.1200 16046212	12,967.96		35,752.10
08/09/2021	Bght 3000 SDG @ 2.8700 16052371	21,221.20		56,973.30
08/09/2021	Sold 3500 FMG @ 18.7400 16044191	8,619.90		65,593.20
01/09/2021	Bght 955 FMG @ 21.1100 15952052		65,524.41	68.79
01/09/2021	Sold 10000 WMI @ 2.0200 15951322	20,176.18		20,244.97
31/08/2021	Bght 3375 SDG @ 2.7100 15933645	9,156.15		61.13
31/08/2021	Sold 2000 IFL @ 4.5600 15931482		9,110.10	9,217.28
30/08/2021	Bght 3800 SDG @ 2.7200 15919618	10,345.90		107.18
30/08/2021	Sold 2000 IFL @ 4.9100 15918119		9,810.10	10,453.08
26/08/2021	Bght 10000 WMI @ 1.9600 15879214	19,619.60		642.98
25/08/2021	Bght 1000 FMG @ 20.4500 15854112	20,470.45		20,262.58
25/08/2021	Sold 1000 FMG @ 19.5300 15866560		19,510.47	40,733.03
18/08/2021	Bght 1000 IFL @ 4.8300 15754272	4,841.00		21,222.56
16/08/2021	Sold 210 RIO @ 121.6000 15716298		25,510.47	26,063.56
12/08/2021	Bght 1000 SUN @ 13.1000 15678077	13,113.10		553.09
12/08/2021	Sold 1900 IFL @ 4.4500 15676627		8,444.00	13,666.19
11/08/2021	Bght 1000 SUN @ 12.5000 15660184	12,512.50		5,222.19
11/08/2021	Sold 45000 VMS @ 0.1000 15667716		4,489.00	17,734.69
11/08/2021	Sold 2000 CSR @ 5.7800 15656767		11,548.44	13,245.69
03/08/2021	Bght 80 RIO @ 135.5000 15561726	10,851.00		1,697.25
02/08/2021	Bght 110 RIO @ 135.8600 15539877	14,959.55		12,548.25
29/07/2021	EXTERNAL - STOCK TRAD 207020 TR		12,500.00	27,507.80
28/07/2021	EXTERNAL - STOCK TRAD 207020 TR		15,000.00	15,007.80

CONCESSIONAL COMPANY CONTRI

\$27500.00

IMPORTANT NOTE: For accounts which are not operated directly through CMC Markets Invest, please refer to your bank for full statement history, as the list above may not be complete.

While every effort has been made to provide you with an accurate transaction summary, we give no warranty of accuracy or reliability and take no responsibility for any errors or omissions including by negligence. You should confirm the information, holdings and valuations contained herein. All prices and values are denominated in AUD unless otherwise indicated.

Confirmations



Accounts Stock Holdings Open Orders Order History Profit & Loss

Confirmations Statements Tax & Portfolio Reporting

Open Advanced Search

Select file format

Download

The table below is filtered to show transactions completed in the last financial year.

Clear New Search

Group table by:		Sort within table by:		Time Frame:								
Trading account	Code	Last financial year										
Account	Code	Confirmation #	Type	As At Date	Trade date	Settlement date	Price\$	Qty	Brokerage\$	GST\$	Other fees\$	Consideration\$
172479 - Mr George Peter Baracz												
207020 - Queensland Coast Realty P/L <S/F>												
BHP		17255313	Buy		06 Dec 21	08 Dec 21	39.2100	160	10.00	1.00	0.00	6,284.60
BHP		18724559	Buy		11 Apr 22	13 Apr 22	52.4263	232	11.06	1.11	0.00	12,175.07
BHP		18041316	Buy		15 Feb 22	17 Feb 22	49.0000	340	15.15	1.52	0.00	16,676.67
BHP		18120459	Buy		22 Feb 22	24 Feb 22	48.1400	395	17.29	1.73	0.00	19,034.32
BHP		17176363	Buy		29 Nov 21	01 Dec 21	38.4500	500	17.48	1.75	0.00	19,244.23
BHP		19161830	Buy		19 May 22	23 May 22	46.0000	441	18.44	1.84	0.00	20,306.28
BHP		18157391	Sell		24 Feb 22	28 Feb 22	45.7900	660	27.47	2.75	0.00	30,191.18
CSR		15656767	Sell		09 Aug 21	11 Aug 21	5.7800	2,000	10.51	1.05	0.00	11,548.44
FMG		15952052	Buy		30 Aug 21	01 Sep 21	21.1100	955	14.66	1.47	0.00	20,176.18
FMG		18198689	Buy		25 Feb 22	01 Mar 22	18.6000	955	16.15	1.62	0.00	17,780.77
FMG		18551223	Sell		29 Mar 22	31 Mar 22	19.4500	955	16.89	1.69	0.00	18,556.17
FMG		15866560	Sell		23 Aug 21	25 Aug 21	19.5300	1,000	17.75	1.78	0.00	19,510.47
FMG		15854112	Buy		23 Aug 21	25 Aug 21	20.4500	1,000	18.59	1.86	0.00	20,470.45
FMG		16044191	Sell		06 Sep 21	08 Sep 21	18.7400	3,500	59.63	5.96	0.00	65,524.41
IFL		15918119	Sell		26 Aug 21	30 Aug 21	4.9100	2,000	9.00	0.90	0.00	9,810.10
IFL		15931482	Sell		27 Aug 21	31 Aug 21	4.5600	2,000	9.00	0.90	0.00	9,110.10
IFL		15676627	Sell		10 Aug 21	12 Aug 21	4.4500	1,900	10.00	1.00	0.00	8,444.00
IFL		15754272	Buy		16 Aug 21	18 Aug 21	4.8300	1,000	10.00	1.00	0.00	4,841.00
MFG		18291911	Sell		07 Mar 22	09 Mar 22	15.0600	594	10.00	1.00	0.00	8,934.64
MFG		17993718	Buy		10 Feb 22	14 Feb 22	19.1122	594	10.32	1.03	0.00	11,364.00
MLT		16177915	Buy		15 Sep 21	17 Sep 21	7.5100	820	9.00	0.90	0.00	6,168.10
MLT		16223551	Buy		17 Sep 21	21 Sep 21	6.9000	2,000	10.04	1.00	0.00	13,811.04
MLT		16077941	Buy		07 Sep 21	09 Sep 21	7.0300	2,000	12.78	1.28	0.00	14,074.06
MLT		16138492	Buy		13 Sep 21	15 Sep 21	7.5900	2,000	13.80	1.38	0.00	15,195.18
NAB		16914019	Sell		09 Nov 21	11 Nov 21	28.3700	500	12.90	1.29	0.00	14,170.81
NAB		16829072	Buy		03 Nov 21	05 Nov 21	28.4800	500	12.95	1.30	0.00	14,254.25
NHC		18630233	Buy		04 Apr 22	06 Apr 22	3.4800	3,000	10.00	1.00	0.00	10,451.00
PPT		18292536	Buy		07 Mar 22	09 Mar 22	34.4800	313	10.00	1.00	0.00	10,803.24
PPT		19160305	Sell		19 May 22	23 May 22	31.9100	313	10.00	1.00	0.00	9,976.83
PRT		16792987	Buy		01 Nov 21	03 Nov 21	0.4050	10,000	10.00	1.00	0.00	4,061.00
RHI		16557981	Buy		13 Oct 21	15 Oct 21	4.4500	808	9.00	0.90	0.00	3,605.50
RHI		16610936	Buy		18 Oct 21	20 Oct 21	5.0300	1,000	9.00	0.90	0.00	5,039.90
RHI		16638573	Buy		19 Oct 21	21 Oct 21	5.0100	1,000	9.00	0.90	0.00	5,019.90
RHI		16702545	Buy		25 Oct 21	27 Oct 21	5.3000	1,000	9.00	0.90	0.00	5,309.90
RHI		18471845	Sell		22 Mar 22	24 Mar 22	3.5900	808	10.00	1.00	0.00	2,889.72
RIO		16608150	Sell		18 Oct 21	20 Oct 21	99.6000	49	9.00	0.90	0.00	4,870.50
RIO		15561726	Buy		30 Jul 21	03 Aug 21	135.5000	80	10.00	1.00	0.00	10,851.00

Hide All Details previous | 1 | 2 | next

Group table by:		Sort within table by:		Time Frame:	
Trading account	Code	Last financial year			

Download:

Select file format

Download

Confirmations



Accounts Stock Holdings Open Orders Order History Profit & Loss

Confirmations Statements Tax & Portfolio Reporting

Open Advanced Search

Select file format

Download

The table below is filtered to show transactions completed in the last financial year.

[Clear](#) [New Search](#)

Group table by:		Sort within table by:		Time Frame:								
Trading account	Code	Last financial year										
Account	Code	Confirmation #	Type	As At Date	Trade date	Settlement date	Price\$	Qty	Brokerage\$	GST\$	Other fees\$	Consideration\$
<input type="checkbox"/> 207020 - Queensland Coast Realty P/L <S/F>												
RIO		16223397	Sell		17 Sep 21	21 Sep 21	100.1308	141	10.27	1.03	0.00	14,107.14
RIO		18158965	Buy		24 Feb 22	28 Feb 22	117.2000	100	10.65	1.07	0.00	11,731.72
RIO		18723511	Sell		11 Apr 22	13 Apr 22	119.8600	100	10.90	1.09	0.00	11,974.01
RIO		15539877	Buy		29 Jul 21	02 Aug 21	135.8600	110	13.59	1.36	0.00	14,959.55
RIO		15716298	Sell		12 Aug 21	16 Aug 21	121.6000	210	23.21	2.32	0.00	25,510.47
SDG		15919618	Buy		26 Aug 21	30 Aug 21	2.7200	3,800	9.00	0.90	0.00	10,345.90
SDG		15933645	Buy		27 Aug 21	31 Aug 21	2.7100	3,375	9.00	0.90	0.00	9,156.15
SDG		16052371	Buy		06 Sep 21	08 Sep 21	2.8700	3,000	9.00	0.90	0.00	8,619.90
SDG		16561257	Sell		13 Oct 21	15 Oct 21	2.4500	175	9.00	0.90	0.00	418.85
SDG		17993589	Sell		10 Feb 22	14 Feb 22	2.8006	4,000	10.18	1.02	0.00	11,191.30
SDG		18073179	Buy		17 Feb 22	21 Feb 22	2.8400	4,000	10.33	1.03	0.00	11,371.36
SOL		17210947	Sell		01 Dec 21	03 Dec 21	30.8700	375	9.00	0.90	0.00	11,566.35
SOL		16792934	Sell		01 Nov 21	03 Nov 21	32.4800	125	10.00	1.00	0.00	4,049.00
SOL		16555208	Sell		13 Oct 21	15 Oct 21	35.0000	771	24.53	2.45	0.00	26,958.02
SUN		16638551	Sell		19 Oct 21	21 Oct 21	12.3900	410	9.00	0.90	0.00	5,070.00
SUN		16702362	Sell		25 Oct 21	27 Oct 21	12.3600	435	9.00	0.90	0.00	5,366.70
SUN		17211027	Buy		01 Dec 21	03 Dec 21	10.8076	845	9.00	0.90	0.00	9,142.34
SUN		15660184	Buy		09 Aug 21	11 Aug 21	12.5000	1,000	11.36	1.14	0.00	12,512.50
SUN		15678077	Buy		10 Aug 21	12 Aug 21	13.1000	1,000	11.91	1.19	0.00	13,113.10
SUN		18024858	Sell		14 Feb 22	16 Feb 22	11.7900	2,000	21.44	2.14	0.00	23,556.42
SWM		16828994	Buy		03 Nov 21	05 Nov 21	0.5400	10,000	10.00	1.00	0.00	5,411.00
SWM		18046936	Sell		15 Feb 22	17 Feb 22	0.7000	10,000	10.00	1.00	0.00	6,989.00
VMS		15667716	Sell		09 Aug 21	11 Aug 21	0.1000	45,000	10.00	1.00	0.00	4,489.00
VTG		16999673	Buy		15 Nov 21	17 Nov 21	0.8950	10,000	10.00	1.00	0.00	8,961.00
VTG		17009325	Buy		16 Nov 21	18 Nov 21	0.9100	5,000	10.00	1.00	0.00	4,561.00
WAM		17176260	Sell		29 Nov 21	01 Dec 21	2.2000	10,000	20.00	2.00	0.00	21,978.00
WAM		16561285	Buy		13 Oct 21	15 Oct 21	2.3800	10,000	21.64	2.16	0.00	23,823.80
WBC		16100875	Buy		09 Sep 21	13 Sep 21	25.9400	330	9.00	0.90	0.00	8,570.10
WBC		16177752	Sell		15 Sep 21	17 Sep 21	25.4800	230	9.00	0.90	0.00	5,850.50
WBC		18471928	Buy		22 Mar 22	24 Mar 22	23.7400	122	10.00	1.00	0.00	2,907.28
WBC		18630155	Sell		04 Apr 22	06 Apr 22	23.9400	444	10.00	1.00	0.00	10,618.36
WBC		19160907	Sell		19 May 22	23 May 22	23.4500	443	10.00	1.00	0.00	10,377.35
WBC		16064742	Buy		07 Sep 21	09 Sep 21	25.9100	500	11.78	1.18	0.00	12,967.96
WBC		16137342	Sell		13 Sep 21	15 Sep 21	25.6500	600	13.99	1.40	0.00	15,374.61
WBC		18552503	Buy		29 Mar 22	31 Mar 22	24.1700	765	16.81	1.68	0.00	18,508.54
WMI		15951322	Sell		30 Aug 21	01 Sep 21	2.0200	10,000	14.69	1.47	0.00	20,183.84
WMI		15879214	Buy		24 Aug 21	26 Aug 21	1.9600	10,000	17.82	1.78	0.00	19,619.60
WMI		16828909	Sell		03 Nov 21	05 Nov 21	2.0200	10,000	18.36	1.84	0.00	20,179.80
WMI		16046212	Buy		06 Sep 21	08 Sep 21	2.1200	10,000	19.27	1.93	0.00	21,221.20

Hide All Details previous | 1 | 2 | next

Group table by:		Sort within table by:		Time Frame:							
Trading account	Code	Last financial year									

Download:

Select file format

Download

Stock Holdings



Accounts

Stock Holdings

Open Orders

Order History

Profit & Loss

Confirmations

Statements

Tax & Portfolio Reporting

 Open Advanced Search

Group table by:

Sort within table by:

Trading account

Code

CSV

Download

Code	Last	+/-	%	FX Rate	Action	CHESS holdings	Recent buys	Recent sells	Open sells	Cond. orders	Available to sell	Value AUD
172470 - MR-GEORGE PETER BARAGZ												-205,499.27
207020 - QUEENSLAND COAST REALTY P/L <S/F>												137,813.51
BHP	↓	41.250 AUD	-1.510	-3.53%	1.000	Sell	1,408	0	0	0	1,408	58,080.00
FMG	↓	17.530 AUD	-0.870	-4.73%	1.000	Sell	955	0	0	0	955	16,741.15
NHC	↓	3.460 AUD	-0.190	-5.21%	1.000	Sell	3,000	0	0	0	3,000	10,380.00
PRT		0.465 AUD	0.000	0.00%	1.000	Sell	10,000	0	0	0	10,000	4,650.00
RHI	↑	3.200 AUD	+0.010	+0.31%	1.000	Sell	3,000	0	0	0	3,000	9,600.00
SDG	↑	2.750 AUD	+0.030	+1.10%	1.000	Sell	10,000	0	0	0	10,000	27,500.00
VTG	↓	0.185 AUD	-0.005	-2.63%	1.000	Sell	15,000	0	0	0	15,000	2,775.00
WDS	↓	31.840 AUD	-0.980	-2.99%	1.000	Sell	254	0	0	0	254	8,087.36
TOTALS							48,594	0	0	0	48,594	343,312.78

Prices in this table are delayed by at least 20 minutes for the following countries: United States, United Kingdom, Hong Kong, Canada, Singapore, France, Netherlands, Belgium, Switzerland, Germany, Japan, New Zealand, Spain, Denmark, Sweden

Glossary

Action	The available action for the holding.
FX Rate	For international holdings, exchange rate back to AUD
Recent buys	Unsettled buys completed since 30 Jun 2022.
Recent sells	Unsettled sells completed since 30 Jun 2022.
Open sells	Total of all sell orders on the market or waiting to be sent to market.
Cond. orders	Total number of shares in any active conditional orders. This does not affect the Available to Sell amount until triggered.
Available to sell	CHESS Holdings + Recent Buys - Recent Sells - Open Sells. Overlapping market expected to trade at indicative open price (during pre-open only).



Bank of Queensland Limited
 ABN 32 009 656 740
 AFSL No. 244616
 BOQ Centre
 Level 6, 100 Skyring Terrace
 Newstead Qld 4006
 GPO Box 898, Brisbane 4001
 Telephone 1300 55 72 72
 Facsimile (07) 3212 3399
 www.boq.com.au

009354 041



QLD Coast Realty Super Fund
 PO Box 225
 NOBBY BEACH 4218

STATEMENT

Account Number: 20150655
 BSB: 124394
 From 02-Jan-2022 to 01-Jul-2022

Bonus Interest Savings Account

Account Details	Statement Summary
QLD Coast Realty Superannuation Fund	Opening Balance \$ 12,211.19 cr
Details as at 01-Jul-2022	Total Credits \$ 15,310.06 cr
	Total Debits \$ 16,800.65 dr
	Closing Balance \$ 10,720.60 cr

Posting Date	Transaction Details	Debit	Credit	Balance
2022				
02-Jan	Opening Balance			12,211.19 cr
13-Jan	Dividend Sdg SPC Div 001270582147		1,000.00	13,211.19 cr
31-Jan	Interest		3.25	13,214.44 cr
04-Feb	Dividend Prt Cap Feb 001271161270		1,000.00	14,214.44 cr
04-Feb	Dividend Prt Div 001271159188		2,600.00	16,814.44 cr
20-Feb	Pay Anyone To QLD Coast Realtiesuper Fund 014936 111763289 lb2-55092179	16,800.00		14.44 cr
28-Feb	Internet Pay Anyone Fee	0.65		13.79 cr
28-Feb	Interest		2.53	16.32 cr
17-Mar	Dividend Sdg Itm Div 001272962615		1,200.00	1,216.32 cr
28-Mar	Dividend BHP Group Div Ai385/00282206		2,421.77	3,638.09 cr
30-Mar	Dividend Fmg Dividend 001273085101		1,184.22	4,822.31 cr
31-Mar	Dividend Magellan Fin Grp S00016554341		653.99	5,476.30 cr
31-Mar	Interest		0.17	5,476.47 cr
01-Apr	Dividend Ppt Div 001276138144		350.56	5,827.03 cr
01-Apr	Dividend Sun Interim Div 001271630146		460.00	6,287.03 cr
21-Apr	Dividend Rio Tinto Ltd Fin21/00122556		662.84	6,949.87 cr
30-Apr	Interest		1.32	6,951.19 cr
13-May	Dividend Nhc Replacement May22/99999932		875.00	7,826.19 cr
13-May	Dividend Vita Group Ltd May22/00801222		1,995.00	9,821.19 cr
31-May	Direct Credit Red Hill Iron Li Ref: 2454595		600.00	10,421.19 cr
31-May	Interest		1.82	10,423.01 cr
10-June	Debenture Note Interest Nhc Replacement Nhc Feeac/00000013		25.00	10,448.01 cr
24-June	Dividend WBC Dividend 001277738060		270.23	10,718.24 cr
30-June	Interest		2.36	10,720.60 cr
01-Jul	Closing Balance			10,720.60 cr
	Total Debits & Credits	16,800.65	15,310.06	

Overdrawn Rate is 17.20% p.a.



Bank of Queensland Limited
 ABN 32 009 656 740
 AFSL No. 244616
 BOQ Centre
 Level 6, 100 Skyring Terrace
 Newstead Qld 4006
 GPO Box 898, Brisbane 4001
 Telephone 1300 55 72 72
 Facsimile (07) 3212 3399
 www.boq.com.au

006850 041



QLD Coast Realty Super Fund
 PO Box 225
 NOBBY BEACH 4218

STATEMENT

Account Number: 20150655
 BSB: 124394
 From 02-Jul-2021 to 01-Jan-2022

Bonus Interest Savings Account

Account Details	Statement Summary
QLD Coast Realty Superannuation Fund	Opening Balance \$ 4,212.45 cr
Details as at 01-Jan-2022	Total Credits \$ 30,874.39 cr
	Total Debits \$ 22,875.65 dr
	Credit Interest FYTD \$ 9.36 cr
	Closing Balance \$ 12,211.19 cr

Posting Date	Transaction Details	Debit	Credit	Balance
2021				
02-Jul	Opening Balance			4,212.45 cr
02-Jul	Dividend CSR Ltd Dividend 21Rca/00825697		480.00	4,692.45 cr
26-Jul	Tfr To Account 020303684 lb2-03188239	3,500.00		1,192.45 cr
31-Jul	Interest		1.91	1,194.36 cr
31-Aug	Interest		0.50	1,194.86 cr
01-Sep	Tfr To Account 020303684 lb2-05571170	1,000.00		194.86 cr
22-Sep	Dividend Sun Fnl&spc Div 001262970546		960.00	1,154.86 cr
23-Sep	Dividend Rio Tinto Ltd Int21/00122275		3,040.24	4,195.10 cr
30-Sep	Dividend Sdg Fnl Div 001267767899		2,035.00	6,230.10 cr
30-Sep	Dividend Fmg Dividend 001267415907		9,400.05	15,630.15 cr
30-Sep	Interest		0.49	15,630.64 cr
05-Oct	Dividend Mlt SPL Div 001268057511		2,523.40	18,154.04 cr
06-Oct	Tfr To Account 022024623 lb2-27291701	18,000.00		154.04 cr
22-Oct	Dividend Wam Mircoap Ltd S00016554341		800.00	954.04 cr
29-Oct	Dividend Wam Capital S00016554341		775.00	1,729.04 cr
31-Oct	Interest		1.49	1,730.53 cr
10-Nov	Direct Credit Red Hill Iron Li Ref: 2009921		4,569.60	6,300.13 cr
26-Nov	Dividend Vita Group Ltd Nov21/00801330		5,850.00	12,150.13 cr
26-Nov	Pay Anyone To Smsf 062099 0104 17929 lb2-26604819	375.00		11,775.13 cr
30-Nov	Internet Pay Anyone Fee	0.65		11,774.48 cr
30-Nov	Interest		1.84	11,776.32 cr
10-Dec	Direct Credit Ato Ato003000015960109		296.74	12,073.06 cr
14-Dec	Dividend Sol Div Payment Dec21/00816123		135.00	12,208.06 cr
31-Dec	Interest		3.13	12,211.19 cr
01-Jan	Closing Balance			12,211.19 cr
	Total Debits & Credits	22,875.65	30,874.39	

Overdrawn Rate is 17.20% p.a.

77600 - Shares in Listed Companies (Australian)

2022 Financial Year

Preparer Mc Ren Sotto

Reviewer Steven Lee

Status Ready for Review

Account Code	Description	CY Units	CY Balance	LY Units	LY Balance	Change
BHP.AX	BHP Group Limited	1408.000000	\$58,080.00	0.000000		100%
CSR.AX	CSR Limited	0.000000		2000.000000	\$11,520.00	100%
FMG.AX	Fortescue Metals Group Ltd	955.000000	\$16,741.15	3500.000000	\$81,690.00	(79.51)%
IFL.AX	Insignia Financial Ltd	0.000000		4900.000000	\$20,923.00	100%
MFG.AX	Magellan Financial Group Limited	0.000000				0%
MLT.AX	Milton Corporation Limited	0.000000				0%
NAB.AX	National Australia Bank Limited	0.000000		0.000000		0%
NHC.AXW	New Hope Corporation Limited	3000.000000	\$10,380.00	0.000000		100%
PPT.AX	Perpetual Limited	0.000000		0.000000		0%
PRT.AX	Prime Media Group Limited - Ordinary Fully Paid	10000.000000	\$4,650.00	0.000000		100%
RHI.AX	Red Hill Iron Limited	3000.000000	\$9,600.00			100%
RIO.AX	RIO Tinto Limited	0.000000		210.000000	\$26,594.40	100%
SDG.AX	Sunland Group Limited - Ordinary Fully Paid	10000.000000	\$27,500.00	0.000000		100%
SOL.AX	Washington H Soul Pattinson & Company Limited	0.000000				0%

Account Code	Description	CY Units	CY Balance	LY Units	LY Balance	Change
SUN.AX	Suncorp Group Limited	0.000000		0.000000		0%
SWM.AX	Seven West Media Limited	0.000000		0.000000		0%
VMS.AX	Venture Minerals Limited	0.000000		45000.000000	\$6,750.00	100%
VTG.AX	Vita Group Limited	15000.000000	\$2,775.00			100%
WAM.AX	WAM Capital Limited	0.000000		0.000000		0%
WBC.AX	Westpac Banking Corporation	0.000000		0.000000		0%
WDS.AX	Woodside Energy Group Ltd	254.000000	\$8,087.36			100%
WMI.AX	Wam Microcap Limited	0.000000				0%
TOTAL		CY Units	CY Balance	LY Units	LY Balance	
		43617.000000	\$137,813.51	55610.000000	\$147,477.40	

Supporting Documents

- Investment Movement Report [Report](#)
- Balance Review Report [Report](#)

Standard Checklist

- Attach Balance Review Report
- Attach copies of HIN/SRN or Chess Statements, Broker Statements, Contract Notes Corporate Action documentation and any other relevant Source Documentation
- Attach Investment Movement Report
- Ensure all Investments are valued correctly at June 30
- Ensure the investment is in accordance with the Fund's investment strategy

QUEENSLAND COAST REALTY SUPER FUND
Balance Review Report

As at 30 June 2022

Investment Code	Investment Name	Holding Reference	Third Party Data			BGL Ledger	Variance
			Data Feed Provider	Balance Date	Balance Amount	Balance	
60400	Bank Accounts						
ANZNBF111763289	ANZ Cash Account 111763289					97.42	
BQL20150655	Bank of Queensland Personal Super 20150655					10,720.60	
77600	Shares in Listed Companies (Australian)						
BHP.AX	BHP Group Limited				Setup	1,408.0000	1,408.0000
FMG.AX	Fortescue Metals Group Ltd				Setup	955.0000	955.0000
NHC.AX	New Hope Corporation Limited				Setup	3,000.0000	3,000.0000
PRT.AX	PRT Company Limited				Setup	10,000.0000	10,000.0000
RHI.AX	Red Hill Iron Limited				Verify	3,000.0000	3,000.0000
SDG.AX	Sunland Group Limited - Ordinary Fully Paid				Setup	10,000.0000	10,000.0000
VTG.AX	Vita Group Limited				Setup	15,000.0000	15,000.0000
WDS.AX	Woodside Energy Group Ltd				Setup	254.0000	254.0000
77800	Shares in Unlisted Companies (Australian)						
AYSFP	Amaysim Australia Limited					19,300.0000	

QUEENSLAND COAST REALTY SUPER FUND
Investment Movement Report

As at 30 June 2022

Investment	Opening Balance		Additions		Disposals			Closing Balance		Market Value
	Units	Cost	Units	Cost	Units	Cost	Accounting Profit/(Loss)	Units	Cost	
			1,717.00	42,953.88	(1,717.00)	(42,953.88)	(733.06)		0.00	
WDS.AX - Woodside Energy Group Ltd			254.00	7,559.04				254.00	7,559.04	8,087.36
		126,430.28		531,186.46		(501,259.49)	(21,787.62)		156,357.25	137,813.51
Shares in Unlisted Companies (Australian)										
AYSFP - Amaysim Australia Limited	19,300.00	7,496.80						19,300.00	7,496.80	0.00
		7,496.80							7,496.80	0.00
		138,147.33		1,146,298.00		(1,109,773.26)	(21,787.62)		174,672.07	148,631.53

77800 - Shares in Unlisted Companies (Australian)

2022 Financial Year

Preparer Mc Ren Sotto

Reviewer Steven Lee

Status Ready for Review

Account Code	Description	CY Units	CY Balance	LY Units	LY Balance	Change
AYSFP	Amaysim Australia Limited	19300.000000		19300.000000		0%
TOTAL		CY Units	CY Balance	LY Units	LY Balance	
		19300.000000		19300.000000		

Supporting Documents

- Investment Movement Report [Report](#)
- Portfolio 10-Sep-2022 16-47-45.pdf [AYSFP](#)

Standard Checklist

- Attach copies of Statements and Source Documentation
- Attach Investment Movement Report
- Ensure all Investments are valued correctly at June 30
- Ensure the investment is in accordance with the Fund's investment strategy
- Ensure the investment is in accordance with the SIS Act

QUEENSLAND COAST REALTY SUPER FUND
Investment Movement Report

As at 30 June 2022

Investment	Opening Balance		Additions		Disposals			Closing Balance		Market Value
	Units	Cost	Units	Cost	Units	Cost	Accounting Profit/(Loss)	Units	Cost	
			1,717.00	42,953.88	(1,717.00)	(42,953.88)	(733.06)		0.00	
WDS.AX - Woodside Energy Group Ltd			254.00	7,559.04				254.00	7,559.04	8,087.36
		126,430.28		531,186.46		(501,259.49)	(21,787.62)		156,357.25	137,813.51
Shares in Unlisted Companies (Australian)										
AYSFP - Amaysim Australia Limited	19,300.00	7,496.80						19,300.00	7,496.80	0.00
		7,496.80							7,496.80	0.00
		138,147.33		1,146,298.00		(1,109,773.26)	(21,787.62)		174,672.07	148,631.53

Date: 10/09/2022

Dear Sir/Madam,

Thank you for your enquiry and below is the account balance(s) of your portfolio as of close of business on: 30/06/2022

**AMAYSIM AUSTRALIA LIMITED
AYSFP FP - FULLY PAID ORDINARY SHARES Unlisted**

Name	Share Type	Register	Quantity	
QUEENSLAND COAST REALTY PTY LTD <SUPER FUND> *****6204	Issuer Sponsored	NSW	19300	Unlisted
		Total	19300	

Sincerely,
Computershare

Only Computershare managed holdings are listed.

85000 - Income Tax Payable/Refundable

2022 Financial Year

Preparer Mc Ren Sotto

Reviewer Steven Lee

Status Rework Required

Account Code	Description	CY Balance	LY Balance	Change
85000	Income Tax Payable/Refundable	\$5,302.91	\$555.74	854.21%
TOTAL		CY Balance	LY Balance	
		\$5,302.91	\$555.74	

Supporting Documents

- Tax Reconciliation Report [Report](#)
- Non Deductible Expense Reconciliation [Report](#)
- Statement of Taxable Income [Report](#)
- Exempt Pension Reconciliation [Report](#)
- ATO Income Tax.pdf

Standard Checklist

- Attach Actuarial Certificate (if applicable)
- Attach any other Tax reconciliations
- Attach copy of Exempt Pension Reconciliation (if applicable)
- Attach copy of Non Deductible Expense Reconciliation (if applicable)
- Attach copy of Statement of Taxable Income
- Attach copy of Tax Reconciliation Report
- Confirm Transactions in ATO Portal

QUEENSLAND COAST REALTY SUPER FUND

Exempt Current Pension Income Reconciliation

For The Period 01 July 2021 - 30 June 2022

	Date	Account Code	Account Description	Taxable Amount	Actuary/Pool %	Exempt Amount
Segment - 01 July 2021 to 30 June 2022						
Label C						
	31/07/2021	25000/BQL20150655	Bank of Queensland Personal Super	1.91		
	31/08/2021	25000/BQL20150655	Bank of Queensland Personal Super	0.50		
	30/09/2021	25000/BQL20150655	Bank of Queensland Personal Super	0.49		
	31/10/2021	25000/BQL20150655	Bank of Queensland Personal Super	1.49		
	30/11/2021	25000/BQL20150655	Bank of Queensland Personal Super	1.84		
	31/12/2021	25000/BQL20150655	Bank of Queensland Personal Super	3.13		
	31/01/2022	25000/BQL20150655	Bank of Queensland Personal Super	3.25		
	28/02/2022	25000/BQL20150655	Bank of Queensland Personal Super	2.53		
	31/03/2022	25000/BQL20150655	Bank of Queensland Personal Super	0.17		
	30/04/2022	25000/BQL20150655	Bank of Queensland Personal Super	1.32		
	31/05/2022	25000/BQL20150655	Bank of Queensland Personal Super	1.82		
	30/06/2022	25000/BQL20150655	Bank of Queensland Personal Super	2.36		
			Total	20.81	0.000 %	0.00
Label J						
	31/03/2022	23900/MFG.AX	Magellan Financial Group Limited	163.50		
			Total	163.50	0.000 %	0.00
Label K						
	02/07/2021	23900/CSR.AX	CSR Limited	480.00		
	22/09/2021	23900/SUN.AX	Suncorp Group Limited	960.00		
	23/09/2021	23900/RIO.AX	RIO Tinto Limited	3,040.24		
	30/09/2021	23900/FMG.AX	Fortescue Metals Group Ltd	9,400.05		

QUEENSLAND COAST REALTY SUPER FUND

Exempt Current Pension Income Reconciliation

For The Period 01 July 2021 - 30 June 2022

	Date	Account Code	Account Description	Taxable Amount	Actuary/Pool %	Exempt Amount
Label K						
	30/09/2021	23900/SDG.AX	Sunland Group Limited - Ordinary Fully	2,035.00		
	05/10/2021	23900/MLT.AX	Milton Corporation Limited	2,523.40		
	22/10/2021	23900/WMI.AX	Wam Microcap Limited	800.00		
	29/10/2021	23900/WAM.AX	WAM Capital Limited	775.00		
	10/11/2021	23900/RHI.AX	Red Hill Iron Limited	4,569.60		
	26/11/2021	23900/VTG.AX	Vita Group Limited	5,850.00		
	14/12/2021	23900/SOL.AX	Washington H Soul Pattinson & Company	135.00		
	13/01/2022	23900/SDG.AX	Sunland Group Limited - Ordinary Fully	1,000.00		
	04/02/2022	23900/PRT.AX	PRT Company Limited	2,600.00		
	01/03/2022	23900/BHP.AX	BHP Group Limited	486.79		
	03/03/2022	23900/FMG.AX	Fortescue Metals Group Ltd	458.38		
	17/03/2022	23900/SDG.AX	Sunland Group Limited - Ordinary Fully	1,200.00		
	28/03/2022	23900/BHP.AX	BHP Group Limited	2,421.77		
	30/03/2022	23900/FMG.AX	Fortescue Metals Group Ltd	1,184.22		
	31/03/2022	23900/MFG.AX	Magellan Financial Group Limited	490.49		
	01/04/2022	23900/PPT.AX	Perpetual Limited	350.56		
	01/04/2022	23900/SUN.AX	Suncorp Group Limited	460.00		
	21/04/2022	23900/RIO.AX	RIO Tinto Limited	662.84		
	13/05/2022	23900/VTG.AX	Vita Group Limited	1,995.00		
	13/05/2022	23900/NHC.AXW	New Hope Corporation Limited	875.00		
	31/05/2022	23900/RHI.AX	Red Hill Iron Limited	600.00		
	01/06/2022	23900/BHP.AX	BHP Group Limited	7,559.04		
	10/06/2022	23900/NHC.AXW	New Hope Corporation Limited	25.00		

QUEENSLAND COAST REALTY SUPER FUND

Exempt Current Pension Income Reconciliation

For The Period 01 July 2021 - 30 June 2022

	Date	Account Code	Account Description	Taxable Amount	Actuary/Pool %	Exempt Amount
Label K						
	24/06/2022	23900/WBC.AX	Westpac Banking Corporation	270.23		
			Total	53,207.61	0.000 %	0.00
Label L						
	02/07/2021	23900/CSR.AX	CSR Limited	205.71		
	22/09/2021	23900/SUN.AX	Suncorp Group Limited	411.43		
	23/09/2021	23900/RIO.AX	RIO Tinto Limited	1,302.96		
	30/09/2021	23900/FMG.AX	Fortescue Metals Group Ltd	3,124.30		
	30/09/2021	23900/SDG.AX	Sunland Group Limited - Ordinary Fully	872.14		
	22/10/2021	23900/WMI.AX	Wam Microcap Limited	342.86		
	29/10/2021	23900/WAM.AX	WAM Capital Limited	332.14		
	10/11/2021	23900/RHI.AX	Red Hill Iron Limited	1,958.40		
	26/11/2021	23900/VTG.AX	Vita Group Limited	2,507.14		
	14/12/2021	23900/SOL.AX	Washington H Soul Pattinson & Company	57.86		
	13/01/2022	23900/SDG.AX	Sunland Group Limited - Ordinary Fully	428.57		
	04/02/2022	23900/PRT.AX	PRT Company Limited	1,114.29		
	01/03/2022	23900/BHP.AX	BHP Group Limited	208.62		
	03/03/2022	23900/FMG.AX	Fortescue Metals Group Ltd	196.45		
	17/03/2022	23900/SDG.AX	Sunland Group Limited - Ordinary Fully	514.29		
	28/03/2022	23900/BHP.AX	BHP Group Limited	655.38		
	30/03/2022	23900/FMG.AX	Fortescue Metals Group Ltd	507.52		
	01/04/2022	23900/PPT.AX	Perpetual Limited	150.24		
	01/04/2022	23900/SUN.AX	Suncorp Group Limited	197.14		

QUEENSLAND COAST REALTY SUPER FUND

Exempt Current Pension Income Reconciliation

For The Period 01 July 2021 - 30 June 2022

	Date	Account Code	Account Description	Taxable Amount	Actuary/Pool %	Exempt Amount
Label L						
	21/04/2022	23900/RIO.AX	RIO Tinto Limited	284.07		
	13/05/2022	23900/VTG.AX	Vita Group Limited	855.00		
	13/05/2022	23900/NHC.AXW	New Hope Corporation Limited	375.00		
	31/05/2022	23900/RHI.AX	Red Hill Iron Limited	257.14		
	01/06/2022	23900/BHP.AX	BHP Group Limited	3,239.59		
	10/06/2022	23900/NHC.AXW	New Hope Corporation Limited	10.71		
	24/06/2022	23900/WBC.AX	Westpac Banking Corporation	115.81		
			Total	20,224.76	0.000 %	0.00
					Total Segment ECPI *	0.00
					SMSF Annual Return Rounding	0.00
					Total ECPI	0.00

* Total Segment ECPI does not include ECPI amounts from Label A. The total ECPI from Label A is shown separately at the start of the report.

QUEENSLAND COAST REALTY SUPER FUND
Pension Non Deductible Expense Report

For The Period 01 July 2021 - 30 June 2022

	Date	Account Code	Account Description	Amount	Expense %	Deductible	Non Deductible
Segment - 01 July 2021 to 30 June 2022							
Label H							
	01/09/2021	30700	Auditor's Remuneration	550.00			
			Total	550.00	0.000 %	550.00	0.00
Label J							
	30/11/2021	31500	Bank Charges	0.65			
	26/11/2021	30100	Accountancy Fees	375.00			
	28/02/2022	31500	Bank Charges	0.65			
	01/09/2021	30100	Accountancy Fees	450.00			
			Total	826.30	0.000 %	826.30	0.00
	10/12/2021	30400	ATO Supervisory Levy	259.00			
			Total	259.00	0.000 %	259.00	0.00
			Label Total			1,085.30	0.00
			Total Segment Expenses			1,635.30	0.00
			Total Expenses *			1,635.30	0.00

* General expense percentage - 0.000 %

* Investment expense percentage - 0.000 %

QUEENSLAND COAST REALTY SUPER FUND

Statement of Taxable Income

For the year ended 30 June 2022

	2022
	\$
Benefits accrued as a result of operations	(3,622.00)
Less	
Realised Accounting Capital Gains	(21,788.00)
	<u>(21,788.00)</u>
Add	
Decrease in MV of investments	39,591.00
Franking Credits	20,225.00
Benefits Paid/Transfers Out	21,500.00
	<u>81,316.00</u>
SMSF Annual Return Rounding	(3.00)
	<u>99,479.00</u>
Taxable Income or Loss	99,479.00
Income Tax on Taxable Income or Loss	14,921.85
Less	
Franking Credits	20,224.76
	<u>(5,302.91)</u>
CURRENT TAX OR REFUND	(5,302.91)
Supervisory Levy	259.00
	<u>(5,043.91)</u>
AMOUNT DUE OR REFUNDABLE	(5,043.91)

QUEENSLAND COAST REALTY SUPER FUND

Tax Reconciliation Report

For the year ended 30 June 2022

Tax Return Label	Date	Account Code	Account Name	Amount \$
C - Income - Gross interest				
	31/07/2021	25000/BQL20150655	Bank of Queensland Personal Super 20150655	1.91
	31/08/2021	25000/BQL20150655	Bank of Queensland Personal Super 20150655	0.50
	30/09/2021	25000/BQL20150655	Bank of Queensland Personal Super 20150655	0.49
	31/10/2021	25000/BQL20150655	Bank of Queensland Personal Super 20150655	1.49
	30/11/2021	25000/BQL20150655	Bank of Queensland Personal Super 20150655	1.84
	31/12/2021	25000/BQL20150655	Bank of Queensland Personal Super 20150655	3.13
	31/01/2022	25000/BQL20150655	Bank of Queensland Personal Super 20150655	3.25
	28/02/2022	25000/BQL20150655	Bank of Queensland Personal Super 20150655	2.53
	31/03/2022	25000/BQL20150655	Bank of Queensland Personal Super 20150655	0.17
	30/04/2022	25000/BQL20150655	Bank of Queensland Personal Super 20150655	1.32
	31/05/2022	25000/BQL20150655	Bank of Queensland Personal Super 20150655	1.82
	30/06/2022	25000/BQL20150655	Bank of Queensland Personal Super 20150655	2.36
Sub-Total				20.81
Ignore Cents				0.81
Total				20.00
J - Unfranked dividend amount				
	31/03/2022	23900/MFG.AX	Magellan Financial Group Limited	163.50
Sub-Total				163.50
Ignore Cents				0.50
Total				163.00
K - Franked dividend amount				
	02/07/2021	23900/CSR.AX	CSR Limited	480.00
	22/09/2021	23900/SUN.AX	Suncorp Group Limited	960.00
	23/09/2021	23900/RIO.AX	RIO Tinto Limited	3,040.24
	30/09/2021	23900/FMG.AX	Fortescue Metals Group Ltd	9,400.05
	30/09/2021	23900/SDG.AX	Sunland Group Limited - Ordinary Fully Paid	2,035.00
	05/10/2021	23900/MLT.AX	Milton Corporation Limited	2,523.40
	22/10/2021	23900/WMI.AX	Wam Microcap Limited	800.00
	29/10/2021	23900/WAM.AX	WAM Capital Limited	775.00
	10/11/2021	23900/RHI.AX	Red Hill Iron Limited	4,569.60
	26/11/2021	23900/VTG.AX	Vita Group Limited	5,850.00
	14/12/2021	23900/SOL.AX	Washington H Soul Pattinson & Company Limited	135.00
	13/01/2022	23900/SDG.AX	Sunland Group Limited - Ordinary Fully Paid	1,000.00
	04/02/2022	23900/PRT.AX	PRT Company Limited	2,600.00
	01/03/2022	23900/BHP.AX	BHP Group Limited	486.79
	03/03/2022	23900/FMG.AX	Fortescue Metals Group Ltd	458.38

QUEENSLAND COAST REALTY SUPER FUND

Tax Reconciliation Report

For the year ended 30 June 2022

Tax Return Label	Date	Account Code	Account Name	Amount \$
K - Franked dividend amount				
	17/03/2022	23900/SDG.AX	Sunland Group Limited - Ordinary Fully Paid	1,200.00
	28/03/2022	23900/BHP.AX	BHP Group Limited	2,421.77
	30/03/2022	23900/FMG.AX	Fortescue Metals Group Ltd	1,184.22
	31/03/2022	23900/MFG.AX	Magellan Financial Group Limited	490.49
	01/04/2022	23900/SUN.AX	Suncorp Group Limited	460.00
	01/04/2022	23900/PPT.AX	Perpetual Limited	350.56
	21/04/2022	23900/RIO.AX	RIO Tinto Limited	662.84
	13/05/2022	23900/VTG.AX	Vita Group Limited	1,995.00
	13/05/2022	23900/NHC.AXW	New Hope Corporation Limited	875.00
	31/05/2022	23900/RHI.AX	Red Hill Iron Limited	600.00
	01/06/2022	23900/BHP.AX	BHP Group Limited	7,559.04
	10/06/2022	23900/NHC.AXW	New Hope Corporation Limited	25.00
	24/06/2022	23900/WBC.AX	Westpac Banking Corporation	270.23
Sub-Total				53,207.61
Ignore Cents				0.61
Total				53,207.00
L - Income - Dividend franking credit				
	02/07/2021	23900/CSR.AX	CSR Limited	205.71
	22/09/2021	23900/SUN.AX	Suncorp Group Limited	411.43
	23/09/2021	23900/RIO.AX	RIO Tinto Limited	1,302.96
	30/09/2021	23900/FMG.AX	Fortescue Metals Group Ltd	3,124.30
	30/09/2021	23900/SDG.AX	Sunland Group Limited - Ordinary Fully Paid	872.14
	22/10/2021	23900/WMI.AX	Wam Microcap Limited	342.86
	29/10/2021	23900/WAM.AX	WAM Capital Limited	332.14
	10/11/2021	23900/RHI.AX	Red Hill Iron Limited	1,958.40
	26/11/2021	23900/VTG.AX	Vita Group Limited	2,507.14
	14/12/2021	23900/SOL.AX	Washington H Soul Pattinson & Company Limited	57.86
	13/01/2022	23900/SDG.AX	Sunland Group Limited - Ordinary Fully Paid	428.57
	04/02/2022	23900/PRT.AX	PRT Company Limited	1,114.29
	01/03/2022	23900/BHP.AX	BHP Group Limited	208.62
	03/03/2022	23900/FMG.AX	Fortescue Metals Group Ltd	196.45
	17/03/2022	23900/SDG.AX	Sunland Group Limited - Ordinary Fully Paid	514.29
	28/03/2022	23900/BHP.AX	BHP Group Limited	655.38
	30/03/2022	23900/FMG.AX	Fortescue Metals Group Ltd	507.52
	01/04/2022	23900/SUN.AX	Suncorp Group Limited	197.14
	01/04/2022	23900/PPT.AX	Perpetual Limited	150.24
	21/04/2022	23900/RIO.AX	RIO Tinto Limited	284.07
	13/05/2022	23900/VTG.AX	Vita Group Limited	855.00
	13/05/2022	23900/NHC.AXW	New Hope Corporation Limited	375.00
	31/05/2022	23900/RHI.AX	Red Hill Iron Limited	257.14
	01/06/2022	23900/BHP.AX	BHP Group Limited	3,239.59

QUEENSLAND COAST REALTY SUPER FUND

Tax Reconciliation Report

For the year ended 30 June 2022

Tax Return Label	Date	Account Code	Account Name	Amount \$
L - Income - Dividend franking credit				
	10/06/2022	23900/NHC.AXW	New Hope Corporation Limited	10.71
	24/06/2022	23900/WBC.AX	Westpac Banking Corporation	115.81
Sub-Total				20,224.76
Ignore Cents				0.76
Total				20,224.00
R1 - Assessable employer contributions				
	28/07/2021	24200/BARGE000001A	(Contributions) Baracz, George - Accumulation (Accumulation)	15,000.00
	29/07/2021	24200/BARGE000001A	(Contributions) Baracz, George - Accumulation (Accumulation)	12,500.00
Sub-Total				27,500.00
Ignore Cents				0.00
Total				27,500.00
R - Assessable contributions (R1 plus R2 plus R3 less R6)				
Assessable employer contributions				27,500.00
Sub-Total				27,500.00
Ignore Cents				0.00
Total				27,500.00
W - GROSS INCOME (Sum of labels A to U)				
				101,114.00
Sub-Total				101,114.00
Ignore Cents				0.00
Total				101,114.00
V - TOTAL ASSESSABLE INCOME (W less Y)				
				101,114.00
Sub-Total				101,114.00
Ignore Cents				0.00
Total				101,114.00
H1 - Expenses - SMSF auditor fee				
	01/09/2021	30700	Auditor's Remuneration	550.00
Sub-Total				550.00
Ignore Cents				0.00
Total				550.00
J1 - Expenses - Management and administration expenses				
	01/09/2021	30100	Accountancy Fees	450.00
	26/11/2021	30100	Accountancy Fees	375.00
	30/11/2021	31500	Bank Charges	0.65
	28/02/2022	31500	Bank Charges	0.65
	10/12/2021	30400	ATO Supervisory Levy	259.00

QUEENSLAND COAST REALTY SUPER FUND

Tax Reconciliation Report

For the year ended 30 June 2022

Tax Return Label	Date	Account Code	Account Name	Amount \$
J1 - Expenses - Management and administration expenses				
Sub-Total				1,085.30
Ignore Cents				0.30
Total				1,085.00
N - TOTAL DEDUCTIONS				
				1,635.00
Sub-Total				1,635.00
Ignore Cents				0.00
Total				1,635.00
O - TAXABLE INCOME OR LOSS				
				99,479.00
Sub-Total				99,479.00
Ignore Cents				0.00
Total				99,479.00
Z - TOTAL SMSF EXPENSES				
				1,635.00
Sub-Total				1,635.00
Ignore Cents				0.00
Total				1,635.00
A - Taxable income				
				99,479.00
Sub-Total				99,479.00
Ignore Cents				0.00
Total				99,479.00
T1 - Tax on taxable income				
				14,921.85
Sub-Total				14,921.85
Ignore Cents				0.00
Total				14,921.85
B - Gross Tax				
				14,921.85
Sub-Total				14,921.85
Ignore Cents				0.00
Total				14,921.85
T2 - SUBTOTAL				
				14,921.85
Sub-Total				14,921.85
Ignore Cents				0.00
Total				14,921.85
T3 - SUBTOTAL 2				

QUEENSLAND COAST REALTY SUPER FUND

Tax Reconciliation Report

For the year ended 30 June 2022

Tax Return Label	Date	Account Code	Account Name	Amount \$
T3 - SUBTOTAL 2				
				14,921.85
Sub-Total				14,921.85
Ignore Cents				0.00
Total				14,921.85
E1 - Complying fund's franking credits tax offset				
	02/07/2021	23900/CSR.AX	CSR Limited	205.71
	22/09/2021	23900/SUN.AX	Suncorp Group Limited	411.43
	23/09/2021	23900/RIO.AX	RIO Tinto Limited	1,302.96
	30/09/2021	23900/FMG.AX	Fortescue Metals Group Ltd	3,124.30
	30/09/2021	23900/SDG.AX	Sunland Group Limited - Ordinary Fully Paid	872.14
	22/10/2021	23900/WMI.AX	Wam Microcap Limited	342.86
	29/10/2021	23900/WAM.AX	WAM Capital Limited	332.14
	10/11/2021	23900/RHI.AX	Red Hill Iron Limited	1,958.40
	26/11/2021	23900/VTG.AX	Vita Group Limited	2,507.14
	14/12/2021	23900/SOL.AX	Washington H Soul Pattinson & Company Limited	57.86
	13/01/2022	23900/SDG.AX	Sunland Group Limited - Ordinary Fully Paid	428.57
	04/02/2022	23900/PRT.AX	PRT Company Limited	1,114.29
	01/03/2022	23900/BHP.AX	BHP Group Limited	208.62
	03/03/2022	23900/FMG.AX	Fortescue Metals Group Ltd	196.45
	17/03/2022	23900/SDG.AX	Sunland Group Limited - Ordinary Fully Paid	514.29
	28/03/2022	23900/BHP.AX	BHP Group Limited	655.38
	30/03/2022	23900/FMG.AX	Fortescue Metals Group Ltd	507.52
	01/04/2022	23900/SUN.AX	Suncorp Group Limited	197.14
	01/04/2022	23900/PPT.AX	Perpetual Limited	150.24
	21/04/2022	23900/RIO.AX	RIO Tinto Limited	284.07
	13/05/2022	23900/VTG.AX	Vita Group Limited	855.00
	13/05/2022	23900/NHC.AXW	New Hope Corporation Limited	375.00
	31/05/2022	23900/RHI.AX	Red Hill Iron Limited	257.14
	01/06/2022	23900/BHP.AX	BHP Group Limited	3,239.59
	10/06/2022	23900/NHC.AXW	New Hope Corporation Limited	10.71
	24/06/2022	23900/WBC.AX	Westpac Banking Corporation	115.81
Sub-Total				20,224.76
Ignore Cents				0.00
Total				20,224.76
E - Refundable tax offsets				
				20,224.76
Sub-Total				20,224.76
Ignore Cents				0.00
Total				20,224.76
I - Remainder of refundable tax offsets				

QUEENSLAND COAST REALTY SUPER FUND

Tax Reconciliation Report

For the year ended 30 June 2022

Tax Return Label	Date	Account Code	Account Name	Amount \$
I - Remainder of refundable tax offsets				
				5,302.91
Sub-Total				5,302.91
Ignore Cents				0.00
Total				5,302.91
L - Supervisory levy				
				259.00
Sub-Total				259.00
Ignore Cents				0.00
Total				259.00
S - AMOUNT DUE OR REFUNDABLE				
				(5,043.91)
Sub-Total				(5,043.91)
Ignore Cents				0.00
Total				(5,043.91)



Income tax 551

Date generated	05/08/2022
Overdue	\$0.00
Not yet due	\$0.00
Balance	\$0.00

Transactions

4 results found - from **05 August 2020** to **05 August 2022** sorted by **processed date** ordered **newest to oldest**

Processed date	Effective date	Description	Debit (DR)	Credit (CR)	Balance
7 Dec 2021	10 Dec 2021	EFT refund for Income Tax for the period from 01 Jul 20 to 30 Jun 21	\$296.74		\$0.00
7 Dec 2021	7 Dec 2021	Tax return Self Man Superfund - Income Tax for the period from 01 Jul 20 to 30 Jun 21		\$296.74	\$296.74 CR
9 Nov 2020	12 Nov 2020	EFT refund for Income Tax for the period from 01 Jul 19 to 30 Jun 20	\$731.73		\$0.00
9 Nov 2020	9 Nov 2020	Tax return Self Man Superfund - Income Tax for the period from 01 Jul 19 to 30 Jun 20		\$731.73	\$731.73 CR

89000 - Deferred Tax Liability/Asset

2022 Financial Year

Preparer Mc Ren Sotto

Reviewer Steven Lee

Status Ready for Review

Account Code	Description	CY Balance	LY Balance	Change
89000	Deferred Tax Liability/Asset	\$26,913.07	\$19,685.84	36.71%
TOTAL		CY Balance	LY Balance	
		\$26,913.07	\$19,685.84	

Supporting Documents

- Deferred Tax Reconciliation Report [Report](#)

Standard Checklist

- Attach all source documentation and confirmations of Liability
- Attach copy of Deferred Tax Reconciliation Report

QUEENSLAND COAST REALTY SUPER FUND

Deferred Tax Reconciliation

For The Period 01 July 2021 - 30 June 2022

Investment Code	Investment Name	Revaluation/Tax Deferred	Permanent Difference (Non-Assessable)	Temporary Difference (Assessable)	Temporary Difference (Accumulation Portion)
Revaluations					
BHP.AX	BHP Group Limited	(3,544.29)	(1,181.43)	(2,362.86)	(2,362.86)
WDS.AX	Woodside Energy Group Ltd	528.32	176.11	352.21	352.21
VMS.AX	Venture Minerals Limited	(2,134.10)	(711.37)	(1,422.73)	(1,422.73)
SDG.AX	Sunland Group Limited - Ordinary Fully Paid	(174.35)	(58.12)	(116.23)	(116.23)
CSR.AX	CSR Limited	972.49	324.16	648.33	648.33
NHC.AXW	New Hope Corporation Limited	(71.00)	(23.67)	(47.33)	(47.33)
FMG.AX	Fortescue Metals Group Ltd	(21,380.63)	(7,126.88)	(14,253.75)	(14,253.75)
RHI.AX	Red Hill Iron Limited	(5,084.80)	(1,694.93)	(3,389.87)	(3,389.87)
IFL.AX	Insignia Financial Ltd	(172.27)	(57.42)	(114.85)	(114.85)
RIO.AX	RIO Tinto Limited	627.77	209.25	418.52	418.52
VTG.AX	Vita Group Limited	(10,747.00)	(3,582.33)	(7,164.67)	(7,164.67)
PRT.AX	PRT Company Limited	1,589.00	529.67	1,059.33	1,059.33
		(39,590.86)	(13,196.96)	(26,393.90)	(26,393.90)
Total		(39,590.86)	(13,196.96)	(26,393.90)	(26,393.90)

Deferred Tax Liability (Asset) Summary

Opening Balance	(19,685.84)
Current Year Transactions	(3,959.08)
Total Capital Losses	(3,268.14)
Total Tax Losses	0.00
Deferred Tax WriteBacks/Adjustment	0.00
Capital Loss carried forward recouped	0.00
Tax Loss carried forward recouped	0.00
Closing Balance	<hr/> (26,913.07) <hr/>

A - Financial Statements

2022 Financial Year

Preparer Mc Ren Sotto

Reviewer Steven Lee

Status Ready for Review

Supporting Documents

No supporting documents

Standard Checklist

- Attach copy of Financial Statements
- Attach copy of SMSF Annual Return

B - Permanent Documents

2022 Financial Year

Preparer Mc Ren Sotto

Reviewer Steven Lee

Status Ready for Review

Supporting Documents

- Fund Summary Report Report
- ASIC Company Statement.pdf
- ABN Lookup.pdf
- Super Fund Lookup.pdf

Standard Checklist

- Attach latest copy of ASIC annual company statement (if corporate trustee)
- Ensure latest copies of ATO Trustee Declarations and ATO confirmation that the fund is a regulated fund is attached
- Ensure latest copies of trustee consents, member consents and registers are attached
- Ensure latest copy of trust deed (including amendments) are attached
- Use [Australian Business Register](#) to ensure details are correct
- Use [Super Fund Lookup](#) to check the eligibility to receive rollovers and contributions

QUEENSLAND COAST REALTY SUPER FUND

Fund Summary Report

As at 30/06/2022

Fund Details

Date Formed: 05/05/2005

Tax File Number: Provided

ABN: 66533732002

Period: 01/07/2021 - 30/06/2022

Fund Type: SMSF

Postal Address:

PO Box 225

Nobby Beach, Queensland 4218

Physical Address:

1/8 Dolphin Ave

Mermaid Beach, Queensland 4218

Members

Number of Members: 1

Name	Age	Member Accounts	Pension Accounts	Tax File Number	Beneficiary Details
Baracz, George	71	1	0	Provided	Not Provided

Fund Relationships

Relationship Type	Contact
Error - «item_RelationShips.RelationShipType» - Variable does not exist	Error - «item_RelationShips.RelationShipTypeContact» - Variable does not exist
Error - «item_RelationShips.RelationShipType» - Variable does not exist	Error - «item_RelationShips.RelationShipTypeContact» - Variable does not exist
Error - «item_RelationShips.RelationShipType» - Variable does not exist	Error - «item_RelationShips.RelationShipTypeContact» - Variable does not exist
Error - «item_RelationShips.RelationShipType» - Variable does not exist	Error - «item_RelationShips.RelationShipTypeContact» - Variable does not exist
Error - «item_RelationShips.RelationShipType» - Variable does not exist	Error - «item_RelationShips.RelationShipTypeContact» - Variable does not exist

Fund Summary Report

As at 30/06/2022



Current details for ABN 66 533 732 002

ABN details

Entity name:	QUEENSLAND COAST REALTY SUPER FUND
ABN status:	Active from 05 May 2005
Entity type:	Superannuation Fund
Goods & Services Tax (GST):	Not currently registered for GST
Main business location:	QLD 4218

Super Fund Lookup

[Use Super Fund Lookup](#) to check the eligibility of **QUEENSLAND COAST REALTY SUPER FUND** to receive rollovers and contributions

Deductible gift recipient status

Not entitled to receive tax deductible gifts

Disclaimer

The Registrar makes every reasonable effort to maintain current and accurate information on this site. The Commissioner of Taxation advises that if you use ABN Lookup for information about another entity for taxation purposes and that information turns out to be incorrect, in certain circumstances you will be protected from liability. For more information see [disclaimer](#)

Inquires 1300 300 630

Issue date 26 Mar 21

Company Statement

Extract of particulars - s346A(1) Corporations Act 2001

CORPORATE KEY: 27407300

Check this statement carefully

You are legally obligated to ensure that all your company details listed on this company statement are complete and correct. This is required under s346C (1) and/or s346B and s346C (2) of the *Corporations Act 2001*.

You must check this statement carefully and inform ASIC of any changes or corrections immediately. **Do not return this statement.** You must notify ASIC within 28 days after the date of change, and within 28 days after the date of issue of your annual company statement. Late lodgement of changes will result in late fees. These requirements do not apply to the **Additional company information.**

ACN 086 346 732

FOR QUEENSLAND COAST REALTY PTY LTD

REVIEW DATE: 26 March 21

You must notify ASIC of any changes to company details — Do not return this statement



To make changes to company details or amend incorrect information

- go to www.asic.gov.au/changes
- log in to our online services and make the required updates
- first time users will need to use the corporate key provided on this company statement



Phone if you've already notified ASIC of changes but they are not shown correctly in this statement.
Ph: 1300 300 630



Use your agent.

Company Statement

These are the current company details held by ASIC. You must check this statement carefully and inform ASIC of any changes or corrections immediately. Late fees apply. **Do not return this statement.**

1 Registered office

'AT SANTORINI' SHOP 6 28 CHAIRLIFT AVENUE MERMAID BEACH QLD 4218

2 Principal place of business

'AT SANTORINI' SHOP 6 28 CHAIRLIFT AVENUE MERMAID BEACH QLD 4218

3 Officeholders

Name: GEORGE PETER BARACZ
Born: POLAND
Date of birth: 30/10/1950
Address: 7 DOLPHIN AVENUE MERMAID BEACH QLD 4218
Office(s) held: DIRECTOR, APPOINTED 26/03/1999; SECRETARY, APPOINTED 26/03/1999

4 Company share structure

Share class	Shares description	Number issued	Total amount paid on these shares	Total amount unpaid on these shares
ORD	ORDINARY	5	\$5.00	\$0.00

5 Members

These details continue on the next page

Company statement continued

Name: GEORGE PETER BARACZ

Address: 7 DOLPHIN AVENUE MERMAID BEACH QLD 4218

Share Class	Total number held	Fully paid	Beneficially held
ORD	5	Yes	Yes

You must notify ASIC within 28 days of the date of change, and within 28 days of the issue date of the annual company statement. Late lodgement of changes will result in late fees.

End of company statement

This concludes the information to which the company must respond (if incorrect) under s346C of the *Corporations Act 2001*.



QUEENSLAND COAST REALTY SUPER FUND

ABN details

ABN:	66 533 732 002 View record on ABN Lookup
ABN Status:	Active from 05 May 2005
Fund type:	ATO Regulated Self-Managed Superannuation Fund
Contact details:	PO BOX 225 NOBBY BEACH QLD 4218 AUSTRALIA
Status:	Complying

Previous name(s)

Previous fund name	From	To
The trustee for Queensland Coast Realty Superannuation Fund	05 May 2005	24 Feb 2009

What does 'Complying' mean?

A 'Complying' SMSF:

- is a regulated fund
- is a resident of Australia, and
- has been issued with a [Notice of compliance](#)

APRA Funds

See the [guidance](#) issued by APRA for further assistance in managing transfers and rollovers to SMSFs. Use the [ATO Business Portal](#) to verify a person is a member of the SMSF before completing a transfer or rollover.

Superannuation guarantee payments

Contributions made to complying funds can qualify as Superannuation Guarantee (SG) payments. This record extract can be used to confirm this fund has been issued with a Notice of Compliance and is currently entitled to receive employer SG payments.

Tax rates

Complying funds that meet [Superannuation Industry \(Supervision\) Act 1993](#) (SISA) standards qualify for [concessional tax rates](#).

Also refer to [frequently asked questions](#)

Disclaimer

This extract is based on information supplied by superannuation entities to the Commissioner of Taxation.

Important Neither the Australian Government nor the ATO endorse or guarantee the performance of super funds.

C - Other Documents

2022 Financial Year

Preparer Mc Ren Sotto

Reviewer Steven Lee

Status Ready for Review

Supporting Documents

- scansuper3.pdf

Standard Checklist

- Attach copy of any SOAs issued during the Financial Year
- Attach copy of Investment Strategy
- Attach signed Engagement Letter
- Attach signed Trustee Representation Letter
- Attach Trustee Minutes prepared during the year

QUEENSLAND COAST REALTY SUPER FUND

Projected Investment Strategy

Overview

The aim of this strategy is to provide the Members with an income on retirement.

Investment Objectives

The Trustee will at all times act prudently to maximise the rate of return, subject to acceptable risk parameters, and maintenance of appropriate diversification across a broad range of assets.

Having considered the risk profile of the fund and the member's needs and circumstances, the trustee has adopted the following objectives for the investment of assets of the fund;

- to achieve an investment return (based on market values and net of tax and charges) that exceeds the CPI by at least 3% per annum when measured over a rolling 5 year period.
- to have a probability of zero or negative returns in any 12 Month period of less than one in five years; and
- have sufficient liquidity to meet liabilities as and when they fall due.

Investment Strategy

The fund will invest in a portfolio of assets according to market conditions and within the ranges specified below:

Asset Allocation

The targeted asset allocation will be in the following ranges:

<u>Asset Class</u>	<u>Target Range</u>	<u>Benchmark</u>
Australian Shares	0 - 92 %	92 %
International Shares	0 - 0 %	0 %
Cash	0 - 8 %	8 %
Australian Fixed Interest	0 - 0 %	0 %
International Fixed Interest	0 - 0 %	0 %
Mortgages	0 - 0 %	0 %
Direct Property	0 - 0 %	0 %
Listed Property	0 - 0 %	0 %
Other	0 - 0 %	0 %

Quality companies and trusts as supported by research and fundamental analysis will be selected. Direct investments in property, artwork and leasehold equipment may form part of the strategy provided there is sufficient basis for the decision.

Insurance

The Trustees have considered and consulted Professional Advice where necessary to ensure that all fund members have the correct type and level of insurance. Insurance may be held within or outside the SMSF.

Review and Monitoring

The trustees will monitor and review the fund's investment activities on a regular basis and to communicate with the members should they feel that any change in strategy is necessary in order to achieve the fund's objective.

DATE 30/06/2022

h/bann
GEORGE BAGACZ

D - Pension Documentation

2022 Financial Year

Preparer Mc Ren Sotto

Reviewer Steven Lee

Status Ready for Review

Supporting Documents

- Transfer Balance Account Summary [Report](#)

Standard Checklist

- Attach Actuarial Certificate
- Attach documentation supporting any pensions commenced during the financial year
- Attach documentation supporting any pensions commuted during the financial year
- Ensure correct Transfer Balance Account Reports have been lodged with the ATO

QUEENSLAND COAST REALTY SUPER FUND

Transfer Balance Account Summary

For The Period 01 July 2021 - 30 June 2022

Member	Pension Type	Date	Lodgment Date	Transaction Type	Event Type	Debit	Credit	Balance	Cap Limit	Remaining Cap
--------	--------------	------	---------------	------------------	------------	-------	--------	---------	-----------	---------------

George Baracz

E - Estate Planning

2022 Financial Year

Preparer Mc Ren Sotto

Reviewer Steven Lee

Status Ready for Review

Supporting Documents

No supporting documents

Standard Checklist

- Attach Death Benefit Nominations (if applicable)
- Attach Life Insurance Policies (if applicable)
- Attach Reversionary Pension documentation (if applicable)
- Attach SMSF Will (if applicable)
- Review current Estate planning to ensure it matches wishes of members