
Lisa Ho Family Superannuation Fund Reports

Table of Contents

Report Name

Fund Details Report

Trial Balance

General Ledger Audit Trail Report

Bank Account Movement Report

Investment Summary Report

Investment Movement and Returns Report

Investment Allocation

Foreign Cash Reconciliation

Statement of Taxable Income Report

Foreign Income and Expenses Worksheet

Tax Accounting Reconciliation

Realised Capital Gains Report

Unrealised Capital Gains Report

Lisa Ho Family Superannuation Fund

Fund Details Report

Fund Details

Fund Start Date 4 April 2011
Fund Code LISAHOF1
Name Lisa Ho Family Superannuation Fund
Previous Name
Legal Type SMSF
Is Resident True
ABN 32 233 566 903
TFN 925018542
SFN
RSE Registration Number
RSE Effective Date

Fund Contact Details

Phone 0299719972
Fax
Email info@armstrongadvisory.com.au
URL
Use Physical Address for Mailing True

Physical Address

Line 1 4 Karen Place
Line 2
Line 3
Suburb SMITHS LAKE
State NSW
Postcode 2428
Validate Address False

Trust Deeds

Deed Date	4 April 2011	Date Printed	
Jurisdiction	NSW	Deed Type	Establishment
Trustee Name	Lisa Ho Family Holdings Pty Ltd		
Deed Source	Sydney Business Lawyers		
Comments			

Fund Investment Returns

Financial Year	Rate Of Return
2023	Not Recorded
2022	Not Recorded
2021	Not Recorded
2020	Not Recorded
2019	Not Recorded
2018	Not Recorded
2017	Not Recorded
2016	Not Recorded
2015	Not Recorded
2014	Not Recorded
2013	Not Recorded
2012	Not Recorded
2011	Not Recorded

Lisa Ho Family Superannuation Fund

Fund Details Report

Corporate Trustee Details

Name	Lisa Ho Family Holdings Pty Ltd
ABN	
ACN	150209242
TFN	

Contact Details

Phone	0299719972
Fax	
Email	info@armstrongadvisory.com.au
URL	
Preferred Voice Contact	
Preferred Written Contact	MailingAddress
Use Physical Address for Mailing	True

Physical Address

Line 1	4 Karen Place
Line 2	
Line 3	
Suburb	SMITHS LAKE
State	NSW
Postcode	2428
Validate Address	False

Fund Settings

Annual Return Address Default	Fund
-------------------------------	------

Fund Policy

Fund Policy Start Date	
Fund Policy End Date	

GST

GST Status	Non-Registered
GST Status Date	
GST Tax Period	

Pensions

Segregate for Pension Purposes	False
Pension Exempt % (Actuarial)	
Pension Exempt % (Expenses)	

Tax Effect Accounting

Use Tax Effect Accounting	False
Capital Loss Provision %	0.00%
Income Loss Provision %	0.00%
Unrealised Gains Provision %	0.00%

Bank Accounts

Code and Description	CBA - CBA Premium Business Cheque Account
Account Type	Bank Account
BSB	062-033
Account Number	10465583
Account Name	Lisa Ho Family Holdings Pty Ltd ATF Lisa Ho Family Superannuation Fund
Operational Account	True
Holding Reference Type	
Holding Reference	
In-House Asset	False

Lisa Ho Family Superannuation Fund
Fund Details Report

Lisa Ho Family Superannuation Fund
Fund Details Report

Member Details

Member Number	1
Title	MS
First Name	Lisa
Middle Names	
Family Name	Ho
Gender	Female
Date of Birth	2 June 1960
Date of Death	
Preferred Salutation	
Preferred Name	
Contact Details	
Preferred Voice Contact	Home
Preferred Written Contact	MailingAddress
Home Phone	
Work Phone	0299719972
Mobile	
Fax	
Direct	
Email	info@armstrongadvisory.com.au
Use Physical Address for Mailing	True
Physical Address	
Line 1	4 Karen Place
Line 2	
Line 3	
Suburb	SMITHS LAKE
State	NSW
Postcode	2428
Validate Address	False
Member Details	
Join Fund Date	4 April 2011
Leave Fund Date	
ESP Start Date	13 August 1985
Australian Resident	True
TFN	134952032
Claim Tax Free Threshold	False
Death Sum Insured	
TPD Sum Insured	
Salary Continuance Sum Insured	

Lisa Ho Family Superannuation Fund

Detailed Trial Balance as at 30 June 2022

Prior Year		Description	Current Year		
Debits	Credits		Quantity	Debits	Credits
INCOME					
-	0.50	Interest - Cash At Bank CBA Premium Business Cheque Account		-	-
EXPENSE					
71.47	-	Accountancy Fee		1,374.84	-
-	-	Auditor Fee		275.00	-
153.00	-	Bank Fees - Cash At Bank CBA Premium Business Cheque Account		-	-
52.00	-	Regulatory Fees		56.00	-
-	-	SMSF Supervisory Levy		259.00	-
INCOME TAX					
PROFIT & LOSS CLEARING ACCOUNT					
-	275.97	Profit & Loss Clearing Account		-	1,964.84
ASSETS					
11,184.93	-	Cash At Bank CBA Premium Business Cheque Account		10,580.09	-
LIABILITIES					
1,360.00	-	Income Tax Payable		-	-
MEMBER ENTITLEMENTS					
-	12,544.93	Ms Lisa Ho Accumulation		-	10,580.09

Lisa Ho Family Superannuation Fund

Detailed Trial Balance as at 30 June 2022

Prior Year		Description	Current Year		
Debits	Credits		Quantity	Debits	Credits
12,821.40	12,821.40		12,544.93	12,544.93	

Lisa Ho Family Superannuation Fund
General Ledger Audit Trail
For the period from 1 July 2021 to 30 June 2022

Processed Date & User	Date	Description	State	Amount
-----------------------	------	-------------	-------	--------

Income

Expenses

Other Expenses · Accountancy Fee

14/02/2023	nathan@armstrongadvisory.com.au	29/10/2021	Prosperity Advisers	Accounted	60.43	Dr
14/02/2023	nathan@armstrongadvisory.com.au	28/12/2021	Prosperity Advisers	Accounted	219.96	Dr
13/02/2023	nathan@armstrongadvisory.com.au	10/02/2022	2020 Armstrong Advisory	Accounted	990.00	Dr
14/02/2023	nathan@armstrongadvisory.com.au	20/06/2022	Prosperity Advisers	Accounted	104.45	Dr

Other Expenses · Auditor Fee

13/02/2023	nathan@armstrongadvisory.com.au	10/02/2022	Super Audits Disbursement	Accounted	275.00	Dr
------------	---------------------------------	------------	---------------------------	-----------	--------	----

Other Expenses · Regulatory Fees

13/02/2023	nathan@armstrongadvisory.com.au	18/04/2022	Asic Annual Fee	Accounted	56.00	Dr
------------	---------------------------------	------------	-----------------	-----------	-------	----

Other Expenses · SMSF Supervisory Levy

13/02/2023	nathan@armstrongadvisory.com.au	15/12/2021	Direct ATO	Accounted	259.00	Dr
------------	---------------------------------	------------	------------	-----------	--------	----

Income Tax

Assets

Other Assets · Cash At Bank · CBA Premium Business Cheque Account

31/08/2022	brian@armstrongadvisory.com.au	29/10/2021	Prosperity Advisers	Accounted	60.43	Cr
31/08/2022	brian@armstrongadvisory.com.au	15/12/2021	Direct ATO	Accounted	1,101.00	Dr
31/08/2022	brian@armstrongadvisory.com.au	28/12/2021	Prosperity Advisers	Accounted	219.96	Cr
31/08/2022	brian@armstrongadvisory.com.au	10/02/2022	Transfer Other Bank Netbank	Accounted	1,265.00	Cr
31/08/2022	brian@armstrongadvisory.com.au	18/04/2022	Asic Annual Fee	Accounted	56.00	Cr
31/08/2022	brian@armstrongadvisory.com.au	20/06/2022	Prosperity Advisers	Accounted	104.45	Cr

Liabilities

Fund Suspense · CBA Premium Business Cheque Account

14/02/2023	Evidence Match	29/10/2021	Prosperity Advisers	Accounted	60.43	Cr
31/08/2022	brian@armstrongadvisory.com.au	29/10/2021	Prosperity Advisers	Accounted	60.43	Dr
13/02/2023	Evidence Match	15/12/2021	Direct ATO	Accounted	1,101.00	Dr
31/08/2022	brian@armstrongadvisory.com.au	15/12/2021	Direct ATO	Accounted	1,101.00	Cr
14/02/2023	Evidence Match	28/12/2021	Prosperity Advisers	Accounted	219.96	Cr

Lisa Ho Family Superannuation Fund
General Ledger Audit Trail
For the period from 1 July 2021 to 30 June 2022

Processed Date & User	Date	Description	State	Amount
-----------------------	------	-------------	-------	--------

Liabilities

Fund Suspense - CBA Premium Business Cheque Account

31/08/2022	brian@armstrongadvisory.com.au	28/12/2021	Prosperity Advisers	Accounted	219.96	Dr
13/02/2023	Evidence Match	10/02/2022	Transfer Other Bank Netbank	Accounted	275.00	Cr
13/02/2023	Evidence Match	10/02/2022	Transfer Other Bank Netbank	Accounted	990.00	Cr
31/08/2022	brian@armstrongadvisory.com.au	10/02/2022	Transfer Other Bank Netbank	Accounted	1,265.00	Dr
13/02/2023	Evidence Match	18/04/2022	Asic Annual Fee	Accounted	56.00	Cr
31/08/2022	brian@armstrongadvisory.com.au	18/04/2022	Asic Annual Fee	Accounted	56.00	Dr
14/02/2023	Evidence Match	20/06/2022	Prosperity Advisers	Accounted	104.45	Cr
31/08/2022	brian@armstrongadvisory.com.au	20/06/2022	Prosperity Advisers	Accounted	104.45	Dr

Income Tax Payable - Income Tax Payable

13/02/2023	nathan@armstrongadvisory.com.au	15/12/2021	Direct ATO	Accounted	1,360.00	Cr
------------	---------------------------------	------------	------------	-----------	----------	----

Income Tax Suspense

13/02/2023	nathan@armstrongadvisory.com.au	15/12/2021	Direct ATO	Accounted	1,101.00	Dr
13/02/2023	Evidence Match	15/12/2021	Direct ATO	Accounted	1,101.00	Cr

Other Creditors and Accruals - Accountancy Fee

14/02/2023	Evidence Match	29/10/2021	Prosperity Advisers	Accounted	60.43	Dr
14/02/2023	nathan@armstrongadvisory.com.au	29/10/2021	Prosperity Advisers	Accounted	60.43	Cr
14/02/2023	Evidence Match	28/12/2021	Prosperity Advisers	Accounted	219.96	Dr
14/02/2023	nathan@armstrongadvisory.com.au	28/12/2021	Prosperity Advisers	Accounted	219.96	Cr
13/02/2023	Evidence Match	10/02/2022	2020 Armstrong Advisory	Accounted	990.00	Dr
13/02/2023	nathan@armstrongadvisory.com.au	10/02/2022	2020 Armstrong Advisory	Accounted	990.00	Cr
14/02/2023	Evidence Match	20/06/2022	Prosperity Advisers	Accounted	104.45	Dr
14/02/2023	nathan@armstrongadvisory.com.au	20/06/2022	Prosperity Advisers	Accounted	104.45	Cr

Other Creditors and Accruals - Auditor Fee

13/02/2023	Evidence Match	10/02/2022	Super Audits Disbursement	Accounted	275.00	Dr
13/02/2023	nathan@armstrongadvisory.com.au	10/02/2022	Super Audits Disbursement	Accounted	275.00	Cr

Other Creditors and Accruals - Regulatory Fees

13/02/2023	Evidence Match	18/04/2022	Asic Annual Fee	Accounted	56.00	Dr
13/02/2023	nathan@armstrongadvisory.com.au	18/04/2022	Asic Annual Fee	Accounted	56.00	Cr

Member Entitlements

Member Entitlement Accounts - Ms Lisa Ho - Accumulation

16/02/2023	brian@armstrongadvisory.com.au	30/06/2022	Investment Profit or Loss	Accounted	1,964.84	Dr
------------	--------------------------------	------------	---------------------------	-----------	----------	----

Lisa Ho Family Superannuation Fund
Bank Account Movements
For the period 1 July 2021 to 30 June 2022

Date	Description	Withdrawals	Deposits	Balance
Account: <u>CBA Premium Business Cheque Account (062-033 10465583)</u>				
1/07/2021	Opening Balance			11,184.93
29/10/2021	Prosperity Advisers	60.43		11,124.50
15/12/2021	Direct ATO		1,101.00	12,225.50
28/12/2021	Prosperity Advisers	219.96		12,005.54
10/02/2022	Transfer Other Bank Netbank	1,265.00		10,740.54
18/04/2022	Asic Annual Fee	56.00		10,684.54
20/06/2022	Prosperity Advisers	104.45		10,580.09
30/06/2022	Closing Balance	<u>1,705.84</u>	<u>1,101.00</u>	<u>10,580.09</u>
	Transactions : 6			

Lisa Ho Family Superannuation Fund
Investment Summary as at 30 June 2022

Investment	Units	Average Cost Price	Market Price	Accounting Cost	Market Value	Unrealised Accounting Gain/(Loss)	Accounting Gain/(Loss) (%)	Portfolio Weight (%)
<u>Bank</u>								
CBA Premium Business Cheque Account				10,580.09	10,580.09			100.00%
				10,580.09	10,580.09			100.00%
				10,580.09	10,580.09	0.00	0.00%	100.00%

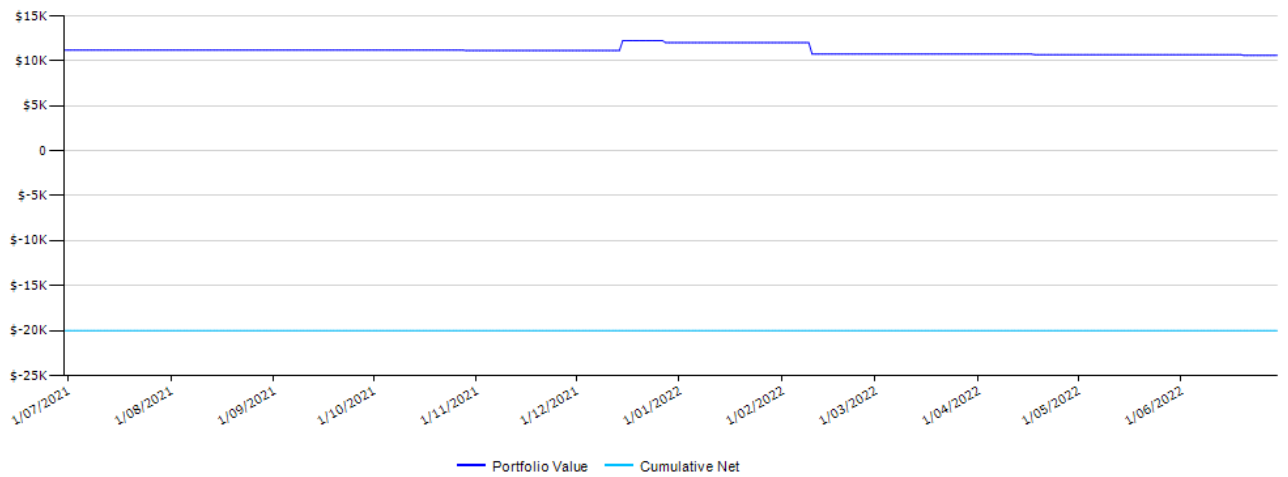
The accounting cost is the original cost base adjusted by any subsequent capital call/improvement or capital return transactions. In many cases, it is not the same as the adjusted or reduced cost base, or the reset cost base resulting from the CGT relief. To view the tax cost base and unrealised gain/(loss) for tax purposes refer to the Unrealised Capital Gains Report or change the report parameter to tax cost base.

Lisa Ho Family Superannuation Fund
Investment Movement and Returns Report
For the period from 1 July 2021 to 30 June 2022

Movement in Value

Starting Market Value	11,184.93
Net Addition	0.00
Realised and Unrealised Gains/Losses	0.00
Investment Income (excluding credits)	0.00
Portfolio Expenses	(1,964.84)
Other*	1,360.00
Ending Market Value	10,580.09
Movement in Value	(604.84)

Portfolio Value versus Cumulative Net Investment



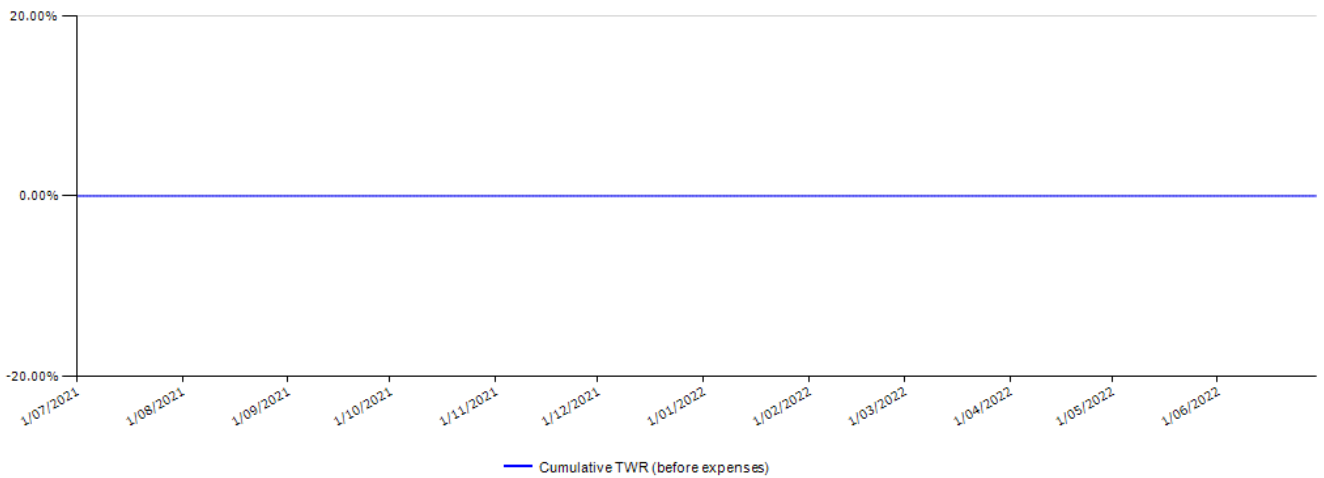
Lisa Ho Family Superannuation Fund
Investment Movement and Returns Report
For the period from 1 July 2021 to 30 June 2022

Portfolio Return

Realised and Unrealised Gains/Losses	0.00
Investment Income (excluding credits)	0.00
Credits	0.00
Total dollar return before expenses	0.00
Investment Expenses	0.00
Total dollar return after expenses	0.00

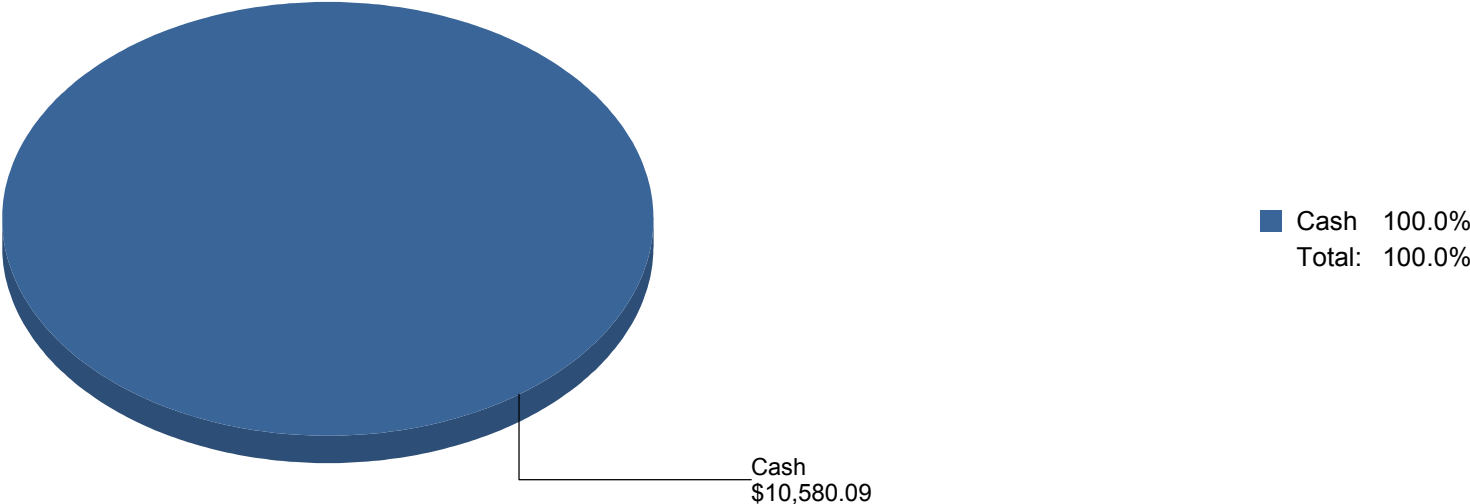
	1 year	3 years	Since 01/07/2019	Since 01/07/2021
Investment return before expenses (TWR)	0.00%	0.01%	0.01%	0.00%

Return Over Time



Lisa Ho Family Superannuation Fund
Investment Allocation as at 30 June 2022

Current Asset Allocation



Lisa Ho Family Superannuation Fund
Investment Allocation as at 30 June 2022

	Cash	Total (\$)
CBA Premium Business Cheque Account	10,580.09 100.00%	10,580.09 100.00%
Total	10,580.09 100.00%	10,580.09 100.00%

NOTE: Investment Totals include Unsettled Amounts.

Lisa Ho Family Superannuation Fund
Foreign Cash Reconciliation Statement
For the period 1 July 2021 to 30 June 2022

Date	Description	Bank Statement Line Items					Matched Transaction(s)		
		Foreign Withdrawals	Foreign Deposits	Balance	AUD Withdrawals	AUD Deposits	Amount	Matched As	Account Name

Currency:

Bank Account:

Opening Balance

Closing Balance

Lisa Ho Family Superannuation Fund
Statement of Taxable Income
For the Period from 1 July 2021 to 30 June 2022

Description	Investment Reference	Date	Tax Return Ref.	Amount
			Section B	
<u>Income</u>				
Net Capital Gain				
Total Net Capital Gain			A	0.00
Total Gross Rent and Other Leasing & Hiring Income			B	0.00
Total Gross Interest			C	0.00
Total Forestry Managed Investment Scheme Income			X	0.00
Total Net Foreign Income			D	0.00
Total Australian Franking Credits from a New Zealand Company			E	0.00
Total Transfers from Foreign Funds			F	0.00
Total Gross Payments where ABN not quoted			H	0.00
Total Gross Distribution from Partnerships			I	0.00
Total Unfranked Dividend Amount			J	0.00
Total Franked Dividend Amount			K	0.00
Total Dividend Franking Credit			L	0.00
Total Gross Trust Distributions			M	0.00
Total Assessable Employer Contributions			R1	0.00
Total Assessable Personal Contributions			R2	0.00
Total No-TFN quoted contributions			R3	0.00
Total Transfer of Liability to life insurance company or PST			R6	0.00
Total Assessable Contributions			R	0.00
Total Other Income			S	0.00
Total Assessable Income Due to Changed Tax Status of Fund			T	0.00
Total Net Non-arm's Length Income			U	0.00
Total Exempt Current Pension Income			Y	0.00
Total Assessable Income				0.00
<u>Deductions</u>			Section C	
Total Interest Expenses within Australia			A	0.00
Total Interest Expenses Overseas			B	0.00
Total Capital Works Deductions			D	0.00
Total Deduction for Decline in Value of Depreciating Assets			E	0.00
Total Death or Disability Premiums			F	0.00
Total Death Benefit Increase			G	0.00
Approved Auditor Fee				
Super Audits Disbursement		10 Feb 2022	H	275.00
Total Approved Auditor Fee			H	275.00

Lisa Ho Family Superannuation Fund
Statement of Taxable Income
For the Period from 1 July 2021 to 30 June 2022

Description	Investment Reference	Date	Tax Return Ref.	Amount
Total Investment Expenses			I	0.00
Management and Administration Expenses				
Prosperity Advisers		29 Oct 2021	J	60.43
Prosperity Advisers		28 Dec 2021	J	219.96
2020 Armstrong Advisory		10 Feb 2022	J	990.00
Asic Annual Fee		18 Apr 2022	J	56.00
Prosperity Advisers		20 Jun 2022	J	104.45
Less Rounding			J	(0.84)
Total Management and Administration Expenses			J	1,430.00
Total Forestry Managed Investment Scheme Deduction			U	0.00
Other Deductions				
Direct ATO		15 Dec 2021	L	259.00
Total Other Deductions			L	259.00
Tax Losses Deducted				
Tax Losses Brought Forward		30 Jun 2022	M	11,303.00
Less Net Exempt Income		30 Jun 2022	M	0.00
Less amount greater than (assessable income less deductions)		30 Jun 2022	M	(11,303.00)
Total Tax Losses Deducted			M	0.00
Total Deductions				1,964.00
Taxable Income or Loss			(V - N) O	-1,964.00

Income Tax Calculation Statement

Section D

Gross Tax

Gross Tax @ 15% for Concessional Income		30 Jun 2022	T1	0.00
Gross Tax @ 45% for Net Non-Arm's Length Income		30 Jun 2022	T1	0.00
No-TFN Quoted Contributions @ 32%		30 Jun 2022	J	0.00
Total Gross Tax				0.00

Total Credit: Foreign Tax Income Offset			C1	0.00
Total Credit: Rebates and Tax Offset			C2	0.00
Rebates and Offsets			C	0.00
SUBTOTAL				0.00

Total Credit: Refundable Franking Credits			E1	0.00
Total Credit: No-TFN Tax Offset			E2	0.00
Total Credit: Refundable National Rental Affordability Scheme Tax Offset			E3	0.00
Total Credit: Interest on Early Payments			H1	0.00
Total Credit: Foreign Resident Withholding			H2	0.00
Total Credit: ABN/TFN Not Quoted (Non-Individual)			H3	0.00
Total Credit: Interest on No-TFN Tax Offset			H6	0.00

Lisa Ho Family Superannuation Fund
Statement of Taxable Income
For the Period from 1 July 2021 to 30 June 2022

Description	Investment Reference	Date	Tax Return Ref.	Amount
Total Eligible Credits				0.00
Net Tax Payable				0.00
Total PAYG Instalments Raised			K	0.00
Total Supervisory Levy			L	259.00
Total Supervisory Levy Adjustment for Wound Up Funds			M	0.00
Total Supervisory Levy Adjustment for New Funds			N	0.00
Total Amount Due / (Refundable)				259.00

Lisa Ho Family Superannuation Fund
Foreign Income and Expenses Worksheet
For the period 1 July 2021 to 30 June 2022

Date	Description	Code	Market	Foreign Amount			Xrate	RBA Rate	Variance	AUD Amount		
				Gross	WHT	Net				Gross	WHT	Net

Currency:

Lisa Ho Family Superannuation Fund

Tax Accounting Reconciliation

For the period 1 July 2021 to 30 June 2022

Operating Statement Profit vs. Provision for Income Tax	2022
	\$
Benefits Accrued as a Result of Operations before Income Tax	(1,964.84)
<u>ADD:</u>	
Excess Accounting Loss Carried Forward	11,303.00
Rounding	0.84
<u>LESS:</u>	
Carry Forward Accounting Loss	11,303.00
Taxable Income or Loss	<u><u>(1,964.00)</u></u>

	Income Amount	Tax Amount
Gross Tax @ 15% for Concessional Income	(1,964.00)	0.00
Gross Tax @ 45% for Net Non-Arm's Length Income	0.00	0.00
No-TFN Quoted Contributions @ 32%	0.00	0.00
Change in Carried Forward Losses	1,964.00	0.00
Provision for Income Tax		<u><u>0.00</u></u>

Provision for Income Tax vs. Income Tax Expense

Provision for Income Tax	<u>0.00</u>
Income Tax Expense	<u><u>0.00</u></u>

Provision for Income Tax vs. Income Tax Payable

Provision for Income Tax	<u>0.00</u>
Income Tax Payable (Receivable)	<u><u>0.00</u></u>

Exempt Current Pension Income Settings

Pension Exempt % (Actuarial)	0.0000%
Pension Exempt % (Expenses)	0.0000%
Assets Segregated For Pensions	No

Lisa Ho Family Superannuation Fund
Realised Capital Gains
For the period from 1 July 2021 to 30 June 2022

Accounting Treatment					Taxation Treatment						
Quantity	Proceeds	Excess Tax Value*	Original Cost	Accounting Profit/(Loss)	Cost Base Calculation		Capital Gains Calculation				
					Adjusted	Reduced	Indexation	Discounted	Other	Deferred	Capital Loss
Grand Total											

* Where there is an Excess Tax Value Amount, the Accounting Profit/(Loss) figure takes account of this. Accounting Profit/(Loss) equals Proceeds less Excess Tax Value less Original Cost.

Lisa Ho Family Superannuation Fund
Unrealised Capital Gains as at 30 June 2022

Quantity /Description	Accounting Treatment			Taxation Treatment								
	Market Value	Original Cost	Accounting Gain/(Loss)	Cost Base Calculation				Capital Gains Calculation				
				Tax Free	Tax Deferred	AMIT	Amount	Indexation	Discountable	Other	Deferred	Capital Loss
<u>Bank</u>												
CBA Premium Business Cheque Account												
30/06/2022	10,580.09	10,580.09	0.00	0.00	0.00	0.00	10,580.09					0.00
	10,580.09	10,580.09	0.00	0.00	0.00	0.00	10,580.09					0.00
Bank Total	10,580.09	10,580.09	0.00	0.00	0.00	0.00	10,580.09					0.00

Lisa Ho Family Superannuation Fund
Unrealised Capital Gains as at 30 June 2022

Capital Gains Tax Return Summary

Current Year Capital Gains	Indexation	Discount	Other	Deferred	Total Capital Gains	Capital Losses
Shares & Units - Listed Shares	0.00	0.00	0.00	0.00	0.00	0.00
Shares & Units - Other Shares	0.00	0.00	0.00	0.00	0.00	0.00
Shares & Units - Listed Trusts	0.00	0.00	0.00	0.00	0.00	0.00
Shares & Units - Other Units	0.00	0.00	0.00	0.00	0.00	0.00
Australian Real Estate	0.00	0.00	0.00	0.00	0.00	0.00
Other Real Estate	0.00	0.00	0.00	0.00	0.00	0.00
Collectables	0.00	0.00	0.00	0.00	0.00	0.00
Other CGT Assets & Other CGT Events	0.00	0.00	0.00	0.00	0.00	0.00
Distributed Capital Gains from Trusts	0.00	0.00	0.00	0.00	0.00	0.00
	0.00	0.00	0.00	0.00	0.00	0.00
Capital Losses Applied						
Current Year	0.00	0.00	0.00	0.00	0.00	
Prior Years	0.00	0.00	0.00	0.00	0.00	
	0.00	0.00	0.00	0.00	0.00	
Net Capital Gains						
Net Gain after applying losses	0.00	0.00	0.00	0.00	0.00	
Discount applicable		0.00				
Net Gain after applying discount	0.00	0.00	0.00	0.00	0.00	

Gains/Losses on Custom Holding Accounts

Account Name	Book Cost	Value	Gain/(Loss)	Tax Rate %	Tax Effect
---------------------	------------------	--------------	--------------------	-------------------	-------------------

Custom Holding Accounts Totals