
Workpapers - 2022 Financial Year

BRILLIANTINI SUPER FUND

Preparer: Shelley Lian

Reviewer: Steven Lee

Printed: 09 March 2023

Lead Schedule

2022 Financial Year

Code	Workpaper	CY Balance	LY Balance	Change	Status
23800	Distributions Received	(\$137.38)	(\$170.78)	(19.56)%	Completed
23900	Dividends Received	(\$8.92)	(\$21.45)	(58.41)%	Completed
24200	Contributions	(\$9,530.92)	(\$6,613.38)	44.12%	Completed
24700	Changes in Market Values of Investments	\$6,923.52	\$1,542.41	348.88%	Completed
25000	Interest Received		(\$0.02)	100%	Completed
30100	Accountancy Fees	\$650.00	\$645.00	0.78%	Completed
30400	ATO Supervisory Levy	\$518.00	\$259.00	100%	Completed
30700	Auditor's Remuneration	\$550.00	\$450.00	22.22%	Completed
31500	Bank Charges	\$120.00	\$120.00	0%	Completed
46600	Refund Excess Contributions	\$76.90		100%	Completed
48500	Income Tax Expense	\$461.98	\$594.21	(22.25)%	Completed
49000	Profit/Loss Allocation Account	\$376.82	\$3,195.01	(88.21)%	Completed
50000	Members	(\$23,986.32)	(\$23,609.50)	1.6%	Completed
60400	Bank Accounts	\$2,408.32	\$247.47	873.18%	Completed
61800	Distributions Receivable	\$355.61	\$218.23	62.95%	Completed
62000	Dividends Receivable	\$38.85	\$29.93	29.8%	Completed
68000	Sundry Debtors	\$913.00	\$410.00	122.68%	Completed

Code	Workpaper	CY Balance	LY Balance	Change	Status
72300	Derivatives (Options, Hybrids, Future Contracts)	\$1.76	\$9.86	(82.15)%	Completed
77600	Shares in Listed Companies (Australian)	\$13,369.62	\$14,414.96	(7.25)%	Completed
78200	Units in Listed Unit Trusts (Australian)	\$3,667.78	\$4,549.46	(19.38)%	Completed
85000	Income Tax Payable /Refundable	(\$1,117.46)	\$209.94	(632.28)%	Completed
86000	PAYG Payable		(\$147.00)	100%	Completed
88000	Sundry Creditors		(\$8.71)	100%	Completed
89000	Deferred Tax Liability/Asset	\$4,348.84	\$3,675.36	18.32%	Completed
A	Financial Statements				Completed
B	Permanent Documents				Completed
C	Other Documents				Completed
D	Pension Documentation				Completed
E	Estate Planning				Completed

23800 - Distributions Received

2022 Financial Year

Preparer Shelley Lian

Reviewer Steven Lee

Status Completed

Account Code	Description	CY Balance	LY Balance	Change
MGF.AX	Magellan Global Fund.	(\$51.54)	(\$25.77)	100%
MGG.AX	Magellan Global Trust		(\$25.20)	100%
NDQ.AX1	Betashares Nasdaq 100 Etf	(\$85.84)	(\$119.81)	(28.35)%
TOTAL		CY Balance	LY Balance	
		(\$137.38)	(\$170.78)	

Supporting Documents

- Distribution Reconciliation Report [Report](#)
- Brilliantini 2022.pdf

Standard Checklist

- Attach a copy of all Tax Statements
- Attach a copy of Distribution Reconciliation Report
- Ensure all Distributions have been reviewed on [Distribution Tax Automation](#)

BRILLIANTINI SUPER FUND

Distribution Reconciliation Report

For The Period 01 July 2021 - 30 June 2022

Date	Non Primary Production Income (A) * ₁					Distributed Capital Gains (B) * ₂					Foreign Income * ₃		Non-Assessable			Taxable Income
	Payment Received	Franked	Unfranked	Interest/ Other	Franking Credits	Discounted (After Discount)	Rate * ₅	CGT Concession	Indexed	Other	Foreign Income	Foreign Credits	Tax Exempt	Tax Free	Tax Deferred / AMIT * ₆	
Units in Listed Unit Trusts (Australian)																
MGF.AX Magellan Global Fund.																
30/06/2022	25.77						S									0.00
30/06/2022	25.77						S									0.00
30/06/2022	0.00	0.00	0.00	0.00	0.00	24.94	I	24.94	0.00	0.00	6.16	2.69	0.00	0.00	(4.50)	33.79
	51.54	0.00	0.00	0.00	0.00	24.94		24.94	0.00	0.00	6.16	2.69	0.00	0.00	(4.50)	33.79
	<i>Net Cash Distribution:</i>		51.54													
NDQ.AX Betashares Nasdaq 100 Etf																
30/06/2022	85.84					83.14	I	83.14			5.40	3.20			(85.84)	91.74
	85.84					83.14		83.14			5.40	3.20			(85.84)	91.74
	<i>Net Cash Distribution:</i>		85.84													
	137.38	0.00	0.00	0.00	0.00	108.08		108.08	0.00	0.00	11.56	5.89	0.00	0.00	(90.34)	125.53

BRILLIANTINI SUPER FUND

Distribution Reconciliation Report

For The Period 01 July 2021 - 30 June 2022

Date	Non Primary Production Income (A) * ₁				Distributed Capital Gains (B) * ₂				Foreign Income * ₃		Non-Assessable				Taxable Income	
	Payment Received	Franked	Unfranked	Interest/ Other	Franking Credits	Discounted (After Discount)	Rate * ₅	CGT Concession	Indexed	Other	Foreign Income	Foreign Credits	Tax Exempt	Tax Free		Tax Deferred / AMIT * ₆
TOTAL	137.38	0.00	0.00	0.00	0.00	108.08		108.08	0.00	0.00	11.56	5.89	0.00	0.00	(90.34)	125.53

Total Distributed Gains

Discount Rate	Discounted	Gross
Superfund 1/3	0.00	0.00
Individual 50%(I)	108.08	216.15
Total	108.08	216.15

*₁ Summary of Non Primary Production Income (A)

Tax Label	Franked	Unfranked	Interest/Other	Less Other Deduction	Income Before Credits * ₇	Franking Credits	Total Including Credits
11M Gross trust distributions	0.00	0.00	0.00	0.00	0.00	0.00	0.00

*₂ Forms part of the Net Capital Gains calculation for Tax Label 11A.

*₃ Forms part of the Foreign Credits calculation for Tax Label 11D, D1, 13C1.

*₄ Taxable Income is designed to match Tax Statement provided by Fund Manager.

Taxable Income in the SMSF Annual Return will be different due to application of Capital Losses in Net Capital Gain calculation and application of different discount method.

*₅ This is the discount rate selected for the transaction. "S" being Super Funds at 1/3 and "I" being Individual at 50%.

*₆ AMIT cost base net increase is reflected as negative amount i.e. negative tax deferred and AMIT cost base net decrease is reflected as positive amount i.e. positive tax deferred.

*₇ Sum of Income Before Credits reconciles with Taxable Trust Distributions in Statement of Taxable Income.

^ Variance between Payment Received and Net Cash Distribution.



Assessable income

Australian income		
Interest	Interest	-
	Interest exempt from NRWT	-
	Total interest	-
Dividends	Unfranked	-
	Unfranked CFI	8.92
	Total unfranked	8.92
	Franked	-
	Franking credits	-
	Total dividends	8.92
Trust income	Franked distributions	-
	Franking credits	-
	Gross franked distributions	-
	Other trust income ^(a)	-
	Total trust income	-
Total Australian income		8.92
Foreign income		
Other	Other foreign source income	17.44
	Total other	17.44
Total foreign income		17.44
Net capital gain ^(b)		144.12
Total assessable income		170.48

(a) Share of net income from trusts (excluding gross franked distributions, foreign income, capital gains, and non-assessable amounts). For more details, refer to the 'Trust income' section of the **Income transactions** report.

(b) For more details, refer to the 'Summary of CGT gains/losses' section of the **Realised CGT** report.

Deductions

There were no deductions recorded in this period.

Tax offsets, credits and NCMi

Franking credits		
Total franking credits		-
Foreign tax ^(a)		
Trust income	Other	5.89
		5.89
Total foreign tax		5.89

(a) Foreign tax withheld from or paid in respect of foreign-source income that was derived during the income year. While foreign tax withheld or paid may be taken into account when calculating any entitlement to a foreign income tax offset (FITO), it does not necessarily equate to the FITO entitlement.



Portfolio ID: 1249874

Realised CGT

01 Jul 2021 to 30 Jun 2022



Disposals of CGT assets

There were no CGT asset disposals within the period.

Trust CGT distributions

Asset	Tax date	Gross gain ^(a) \$	Discounted gain ^{(a)(b)} \$	Indexed gain ^(a) \$	Other gain ^(a) \$	CGT gain/loss \$	Pre-CGT gain/loss \$
MAGELLAN GLOBAL FUND, ORDINARY UNITS FULLY PAID CLOSED CLASS							
MGF	04/01/2022	22.94	15.29	-	-	15.29	-
	30/06/2022	26.96	17.97	-	-	17.97	-
MGF totals		49.90	33.27	-	-	33.27	-
BETASHARES NASDAQ 100 ETF							
NDQ	30/06/2022	166.28	110.85	-	-	110.85	-
NDQ totals		166.28	110.85	-	-	110.85	-
Trust CGT distribution totals		216.18	144.12	-	-	144.12	-

(a) These amounts include distributed capital gain tax credits. Refer to the **Taxable income** section for a detailed breakdown.

(b) A discount of 33.33% has been applied as determined by the portfolio's tax type.

Summary of CGT gains/losses

		Total \$	Discounted \$	Indexed \$	Other \$
Losses available to offset	Carried forward from prior years	-	-	-	-
	Current year losses	-	-	-	-
	Total	-	-	-	-
CGT gains	Disposals of CGT assets	-	-	-	-
	Trust CGT distributions	216.18	216.18	-	-
	CGT gain before losses applied	216.18	216.18	-	-
	Losses applied	-	-	-	-
	CGT gain after losses applied	216.18	216.18	-	-
	Discount applied ^(a)	-72.06	-72.06	NA	NA
Net capital gain		144.12	144.12	-	-

(a) The 'CGT gain after losses applied' amount multiplied by a 33.33% CGT discount rate appropriate to the tax entity type of the portfolio.

Income transactions ^(a)

Asset	Tax date	Interest \$	Unfranked \$	Franked \$	Franking credits entitlement \$	Other Aust \$	Gross foreign \$	Trust cap gains \$	Non-assess \$	Gross excl franking credits \$	Aust taxes \$	Foreign taxes \$	Expenses withheld \$	Assess non- receiv \$	Cash \$	DRP \$	To be received \$
Dividends																	
BRAVURA SOLUTIONS LIMITED. FPO																	
BVS	29/09/2021	-	5.52	-	-	-	-	-	-	5.52 ^(b)	-	-	-	-	5.52	-	-
	25/03/2022	-	3.40	-	-	-	-	-	-	3.40 ^(b)	-	-	-	-	3.40	-	-
BVS totals		-	8.92	-	-	-	-	-	-	8.92	-	-	-	-	8.92	-	-
Totals		-	8.92	-	-	-	-	-	-	8.92	-	-	-	-	8.92	-	-
Trust income																	
MAGELLAN GLOBAL FUND. ORDINARY UNITS FULLY PAID CLOSED CLASS																	
MGF	04/01/2022	-	-	-	-	-	4.07	22.94	-	27.01 ^(b)	-	1.24	-	-	25.77	-	-
	30/06/2022	-	-	-	-	-	4.77	26.95	-	31.72 ^(b)	-	1.45	-	4.50	-	-	25.77
MGF totals		-	-	-	-	-	8.84	49.89	-	58.73	-	2.69	-	4.50	25.77	-	25.77
BETASHARES NASDAQ 100 ETF																	
NDQ	30/06/2022	-	-	-	-	-	8.60	166.28	-	174.88 ^(b)	-	3.20	-	85.84	-	-	85.84
NDQ totals		-	-	-	-	-	8.60	166.28	-	174.88	-	3.20	-	85.84	-	-	85.84
Totals		-	-	-	-	-	17.44	216.17	-	233.61	-	5.89	-	90.34	25.77	-	111.61
Income transaction totals		-	8.92	-	-	-	17.44	216.17	-	242.53	-	5.89	-	90.34	34.69	-	111.61

(a) The income transactions disclosed in this report are recognised on a tax-derivation basis. For more details about each column, refer to the corresponding sub-section under the Income - additional information section.

(b) These income amounts are yet to be confirmed.

Non-CGT gains/losses

There were no non-CGT gains/losses within the period.

Income transactions - additional information

Income transactions - additional information continued

Unfranked amounts - Unfranked CFI income component

	Tax date	Total Unfranked \$	Unfranked Non CFI \$	Unfranked CFI \$
BVS	29/09/2021	5.52	-	5.52
	25/03/2022	3.40	-	3.40
BVS totals		8.92	-	8.92
Totals		8.92	-	8.92

Trust capital gains ^(a)

		Discount method ^(b)			Indexation method ^(c)			Other method ^(d)			Trust capital gains total \$	Taxable foreign capital gains ⁽ⁱ⁾ \$	
Asset	Tax date	Non-assessable gains ^(e) \$	TAP ^(f) \$	NTAP net of foreign tax ^(g) \$	NTAP foreign tax ^(h) \$	TAP ^(f) \$	NTAP net of foreign tax ^(g) \$	NTAP foreign tax ^(h) \$	TAP ^(f) \$	NTAP net of foreign tax ^(g) \$			NTAP foreign tax ^(h) \$
MGF	04/01/2022	11.47	-	11.47	-	-	-	-	-	-	-	22.94	-
	30/06/2022	13.47	-	13.48	-	-	-	-	-	-	-	26.95	-
MGF totals		24.94	-	24.95	-	-	-	-	-	-	-	49.89	-
NDQ	30/06/2022	83.14	-	83.14	-	-	-	-	-	-	-	166.28	-
NDQ totals		83.14	-	83.14	-	-	-	-	-	-	-	166.28	-
Totals		108.08	-	108.09	-	-	-	-	-	-	-	216.17	-

(a) Trust capital gains: For attribution managed investment trusts (AMITs), these are the trust capital gains attributed to members. For non-AMITs, these are the present entitlements to the net trust income comprised of net capital gains and CGT concession amounts.

(b) Discount method: Capital gains made by the trust in respect of CGT assets that were held for at least twelve months at the time of the CGT event that gave rise to the capital gain, and in respect of which the trust has not chosen to use the indexation method (if applicable) to calculate the capital gain. The sum of the discount method components equals the capital gains after having applied a CGT discount of 50%.

(c) Indexation method: Capital gains made by the trust in respect of CGT assets that were acquired prior to 11:45 a.m. (by legal time in the Australian Capital Territory) on 21 September 1999 (and that had been held for at least twelve months at the time of the CGT event that gave rise to the capital gain), and in respect of which the trust has chosen to use the indexation method to calculate the capital gain.

(d) Other method: Capital gains made by the trust in respect of CGT assets that were held for less than twelve months at the time of the CGT event that gave rise to the capital gain.

(e) Non-assessable gains: For attribution managed investment trusts (AMITs), members are to be treated as having included (in their attributed amount) a capital gain of double the trust discount capital gain; thus, the non-assessable amount for AMITs is the additional member amount required to double the trust discount capital gain (referred to as the 'AMIT CGT gross up amount', this amount is equal to the sum of the discount method components). For non-AMITs, the non-assessable amount is the CGT concession amount (as calculated under sub-section 104-71(4) ITAA 1997).

(f) TAP: Capital gains made by the trust in respect of CGT assets that were taxable Australian property (TAP). For capital gains calculated using the discount method, this is the capital gain after having applied a CGT discount of 50%.

(g) NTAP net of foreign tax: Capital gains made by the trust in respect of CGT assets that were not taxable Australian property (NTAP), less any NTAP foreign tax. For capital gains calculated using the discount method, this is the capital gain after first having applied a CGT discount of 50%, and then subtracting any NTAP foreign tax.

(h) NTAP foreign tax: Foreign tax paid by the trust in respect of capital gains made by the trust in respect of foreign CGT assets.



Portfolio ID: 1249874

Taxation income

01 Jul 2021 to 30 Jun 2022



Income transactions - additional information continued

(i) Taxable foreign capital gains: The grossed-up value of capital gains from foreign CGT assets. This amount is for information purposes only, as foreign capital gains are already reflected in the combined value of 'NTAP net of foreign tax' and 'NTAP foreign tax' amounts. This 'Taxable foreign capital gains' amount may be useful for the purpose of determining the extent to which the combined value of 'NTAP net of foreign tax' and 'NTAP foreign tax' amounts has been derived from a foreign source, and, accordingly, the extent to which any NTAP foreign tax amounts count towards the calculation of the portfolio holder's entitlement, if any, to a foreign income tax offset (FITO).

Capital Withholding tax

Asset	Transaction Date	Capital withholding tax
Totals		-

Foreign investment taxes^(a)

Asset	Tax date	Foreign tax ^(c)	NTAP foreign tax ^(b)			Foreign taxes total
			Discount method	Indexation method	Other method	
		\$	\$	\$	\$	\$
MAGELLAN GLOBAL FUND. ORDINARY UNITS FULLY PAID CLOSED CLASS						
MGF	04/01/2022	1.24	-	-	-	1.24
	30/06/2022	1.45	-	-	-	1.45
MGF totals		2.69	-	-	-	2.69
BETASHARES NASDAQ 100 ETF						
NDQ	30/06/2022	3.20	-	-	-	3.20
NDQ totals		3.20	-	-	-	3.20
Totals		5.89	-	-	-	5.89

(a) Foreign taxes withheld from or paid in respect of foreign investment income are recognised at the tax-derivation date of the foreign investment income from which they are withheld or in respect of which they are paid, regardless of whether or not the withholding event or payment occurs after the tax-derivation date.

(b) The amount of foreign tax paid in respect of capital gains made in respect of foreign CGT assets. For more details, refer to the 'Distributed capital gains' section of the Income - additional information schedule.

(c) The amount of foreign tax paid in respect of foreign investment income, other than foreign capital gains.

Gross foreign income

Asset	Tax date	Attributed CFC income ^(a)	Foreign income net of tax ^(b)	Foreign tax	Aust franking credits from NZ co	Gross foreign income	Asset currency (if not AUD)	Asset currency amount	NZ franking credits from NZ co
						total			
		\$	\$	\$		\$			
MGF	04/01/2022	-	2.83	1.24	-	4.07		-	-
	30/06/2022	-	3.32	1.45	-	4.77		-	-
MGF totals		-	6.15	2.69	-	8.84		-	-

Income transactions - additional information continued

Gross foreign income

	Tax date	Attributed CFC income ^(a)	Foreign income net of tax ^(b)	Foreign tax	Aust franking credits from NZ co	Gross foreign income total	Asset currency (if not AUD)	Asset currency amount	NZ franking credits from NZ co
		\$	\$	\$		\$			
NDQ	30/06/2022	-	5.40	3.20	-	8.60		-	-
NDQ totals		-	5.40	3.20	-	8.60		-	-
Totals		-	11.55	5.89	-	17.44		-	-

(a) The attributable income of a controlled foreign company (CFC).

(b) Foreign-source assessable income (other than attributed CFC income and distributed capital gains in respect of foreign CGT assets), less foreign tax.

Income accrued in previous period

Asset	Tax date	Payment date	Total income	Cash	DRP	Tax withheld	Franking credits	Foreign income tax offsets
			\$	\$	\$	\$	\$	\$
MGF	30/06/2021	21/07/2021	25.77	25.77	-	-	-	-
NDQ	30/06/2021	16/07/2021	122.45	119.81	-	-	-	2.64
Totals			148.22	145.58	-	-	-	2.64

NCMI

There were no amounts recorded in this period.



Portfolio ID: 1249874

Taxation income

01 Jul 2021 to 30 Jun 2022



Income summary ^(a)

	Interest \$	Unfranked \$	Franked \$	Franking credits \$	Other Aust \$	Gross foreign \$	Trust cap gains \$	Non-assess \$	Gross excl franking credits \$	Aust taxes \$	Foreign taxes \$	Expenses withheld \$	Assess non- receiv \$	Cash \$	DRP \$	To be received \$
Income transactions																
Dividends	-	8.92	-	-	-	-	-	-	8.92	-	-	-	-	8.92	-	-
Trust income	-	-	-	-	-	17.44	216.17	-	233.61	-	5.89	-	90.34	25.77	-	111.61
Totals	-	8.92	-	-	-	17.44	216.17	-	242.53	-	5.89	-	90.34	34.69	-	111.61
Totals for all income	-	8.92	-	-	-	17.44	216.17	-	242.53	-	5.89	-	90.34	34.69	-	111.61

(a) The income disclosed in this report is recognised on a tax-derivation basis. For more details, refer to the corresponding section of the Income transactions report.

Important notices

General notices

General Notice in regard to ANZ Share Investing Tax Tools (Standard)

ANZ Share Investing is a service provided by CMC Markets Stockbroking Limited ABN 69 081 002 851 AFSL 246381 ("CMC Markets"), a Participant of the Australian Securities Exchange, Sydney Stock Exchange and Chi-X Australia, at the request of Australia and New Zealand Banking Group Limited ABN 11 005 357 222 (ANZ). CMC Markets uses a third party service provider, Praemium ("Service Provider") in providing Tax Tools to you. In order to obtain Tax Tools (Standard) Reports, you have agreed to be bound by the Tax Tools Terms and Conditions. These General Notices and Taxation Notices should be read in conjunction with the ANZ Share Investing Trading Terms and Conditions. If your account settles through an ANZ Share Investment Loan you should read the applicable Terms and Conditions.

The reports generated by Tax Tools (Standard) contain the results of specific financial calculations relating to your portfolio of shares held by either CMC Markets as the sponsoring broker, or ANZ Margin Services as the sponsoring broker if you are using an ANZ Share Investment Loan ("ASIL"), as the case may be ("Portfolio"). They may be used by you and/or your professional tax adviser, together with your own training, expertise, experience and judgment (and that of your professional tax adviser), and other information you consider relevant in the course of you forming opinions or making decisions; and in the course of your professional tax adviser making recommendations in relation to taxation, Financial Products and/or related matters.

The reports generated by Tax Tools (Standard) and have been prepared by Praemium. The reports are not advice, professional or otherwise, in relation to taxation, Financial Products or any other matter. They do not take into account your particular objectives, financial situation or needs. It is up to you to determine whether or not Tax Tools (Standard) is appropriate for your use. It is not to be used as a substitution for obtaining professional tax advice - we recommend you obtain professional tax advice before you use Tax Tools (Standard) to complete your tax return.

Neither ANZ nor CMC Markets give any representation or warranty as to the accuracy, reliability or completeness of information contained in the reports. Except to the extent any liability cannot be excluded under law, none of ANZ, CMC Markets, nor any of their directors, employees, contractors or agents accept any liability for any error or omission in the reports or for any loss or damage suffered or incurred, directly or indirectly, by the user or any other person as a result of or in connection with the report.

"Financial Products" means those products as described in Chapter 7 of the Corporations Act 2001 which are traded on the Australian Stock Exchange and includes securities, options, warrants and exchange traded funds. It does not include contracts for difference or managed funds.

Taxation

Actual Cost Details Not Supplied

Please note that where the Actual Cost details for a capital gains tax asset have not been supplied, the report may not correctly reflect the portfolio's financial position. Reports such as the Realised Report, the Unrealised Report and the Portfolio Valuation will need to be reassessed taking into account the missing cost information.

CGT for Exchange Traded Options (ETOs)

When the writer grants an option, the premium received represents a capital gain pursuant to CGT Event D2 (except if the writer is the company granting the options over its own shares or debentures or by the trustee of a unit trust over its own units or debentures). Also, there is no discount on capital gain pursuant to CGT Event D2 (applicable to any entity). Where there is a capital gain on the granting of an option pursuant to CGT Event D2, the premium received is displayed as a negative value under the actual cost and adjusted cost columns in the Realised Report. Should the option subsequently be exercised, the capital gain that the grantor would otherwise have made from writing the option under CGT Event D2 mentioned above is disregarded. The premium however, will be recognised when calculating the subsequent disposal of the underlying shares CGT Event A1 either as:

- a reduction in the cost base of the underlying asset in the case of a put option; or
- part of the capital proceeds in the case of a call option upon disposal of the shares by the grantor.

Accordingly, an amended assessment from the Australian Taxation Office may need to be requested for the prior year to reduce the CGT event D2 capital gain that arose in the prior year.

In relation to the options, the unrealised CGT report covers possible CGT consequences that may eventuate if the options are traded on an active market or the options are closed out.

Company Options and Rights on Pre CGT Assets

Holders of rights or options issued in respect of pre-CGT securities, who take up their entitlement to purchase the underlying security, should ensure that in addition to the consideration paid for this security, the cost base of the underlying security also includes the market value of the right or option at the exercise date. The automated system for rights and options will only include the consideration paid to acquire the security in its cost base.

Corporate Shareholders and Share Buybacks

Corporate shareholders i.e. companies who make a CGT loss as a result of a share buyback may have that loss denied or reduced as a result of section 159GZZZQ of the Income Tax Assessment Act 1936. The automated system for input of share buybacks does not take into account this provision. Shareholders to whom this provision applies should obtain their own taxation advice.

Income Declared but not Paid Report

An Income Declared but not Paid Report is available to show income that has been declared but not yet paid, as at a given date. For ASX-listed Financial Products, this is the distribution date. The ex-dividend amount is reflected in the Portfolio Valuation Report but not in the Income Details. Ex-dividend entitlement aspects will be reported in your portfolio. Only actual dividends received are in the Income Details Screen.

Important notices continued

Taxation

Indexed cost base with tax deferred distributions

When calculating the indexed cost base of units, the cost base needs to be indexed up until the date that a tax deferred distribution is received. The indexed cost base then needs to be reduced by the tax deferred distribution received and the adjusted indexed cost base is taken to be the 'new' cost base. Currently, upon disposal, the report applies indexation to the full acquisition cost and then adjusts the cost base for any tax deferred distributions. Please refer to the Tax Free and Tax Deferred Summary page for details of tax deferred distributions. Please note that only assets purchased at least 12 months prior to 21 September 1999 with tax deferred distributions will be affected.

Instalment Warrants and Instalment Receipts

With regard to instalment warrants and instalment receipts, the tax reports display the dividend and/or trust distribution of the underlying security only. The reports do not disclose any attaching options details or expenses and/or interest payments made by you in respect of these instruments.

As not all instalment instruments have the same structure or features, you should refer to the product disclosure statement, tax statements and documents directly received from the issuer of such instruments to assist in you calculating any other tax consequences or talk to your tax adviser.

Section 115-45. CGT Discounting

Users should be aware of the existence of section 115-45 which potentially denies the CGT discount concession upon the sale of shares in a company or interest in a trust where the taxpayer would not have been allowed CGT discounting on the majority of the CGT assets by cost and value in the company or trust had a CGT event happened to those assets.

Stapled Securities

Where the stapled security is made up of a CGT asset and a traditional income security, the report may not allocate the cost base and capital proceeds to each security of the stapled arrangement. In such cases, full allocation of the cost base and the capital proceeds is made to the traditional income security. Generally, each security of the stapled arrangement is treated separately for tax purposes and holders of these securities will need to seek their own taxation advice.

Superannuation Funds - Assets held at 30/06/1988

Assets held by superannuation funds at 30 June 1988 including those acquired before 19 September 1985 are subject to special transitional measures that mean the assets are deemed to have been acquired on 30 June 1988. For these assets, the capital gain or loss that is realised upon disposal may be impacted by the market value of the asset at 30 June 1988. The automated system for calculating capital gains tax will only take into account the cost of the asset, not the market value as at 30 June 1988. To override the cost base with the market value, the cost base for the parcels can be edited in the Transaction screen. Holders to whom these transitional measures apply should obtain their own taxation advice.

Tax Free and Deferred Adjustments to Cost Base

When calculating capital losses, tax free and tax deferred amounts will always be treated as a reduction in the reduced cost base. As not all tax free amounts should be treated as a reduction in the reduced cost base, holders should consult with their professional tax advisers to ensure the correct amounts are included in the reduced cost base.

When calculating capital gains, the system correctly does not reduce the cost base by the tax free amounts pursuant to section 104-70, despite showing both the tax deferred and tax free adjustments to the cost base in the summary which forms part of the Realised report.

Taxation of Financial Arrangements (TOFA)

The system does not currently take the TOFA rules (including the new TOFA 3&4 regime) into consideration in the preparation of the report. Users need to ascertain the taxation implications on their investments where the TOFA rules mandatorily apply or where a voluntary election has been made to apply the TOFA rules. Users need to seek independent taxation advice in relation to the application of the TOFA rules.

Click this link <https://trading.anzshareinvesting.com.au/Manage/TaxTools#/FAQ> for more help

23900 - Dividends Received

2022 Financial Year

Preparer Shelley Lian

Reviewer Steven Lee

Status Completed

Account Code	Description	CY Balance	LY Balance	Change
AMI.AX	Aurelia Metals Limited		(\$14.00)	100%
BVS.AX	Bravura Solutions Limited.	(\$8.92)	(\$7.45)	19.73%
TOTAL		CY Balance	LY Balance	
		(\$8.92)	(\$21.45)	

Supporting Documents

- Investment Income Comparison Report [Report](#)
- Dividend Reconciliation Report [Report](#)

Standard Checklist

- Attach copies of all dividend statements
- Attach copy of Dividend Reconciliation Report
- Attach copy of Investment Income Comparison Report

BRILLIANTINI SUPER FUND
Dividend Reconciliation Report

For The Period 01 July 2021 - 30 June 2022

Date	Net Payment Received	Australian Income			Foreign Income			Withheld		
		Unfranked	Franked	Franking Credits	Foreign Income	Foreign Credits	NZ Credits	TFN Withheld	Non-Resident	LIC Deduction
Shares in Listed Companies (Australian)										
BVS.AX Bravura Solutions Limited.										
30/06/2022	8.92	8.92								
	8.92	8.92								
	8.92	8.92								
TOTAL	8.92	8.92								

Tax Return Reconciliation

	Totals	Tax Return Label
Unfranked	8.92	J
Franked Dividends		K
Franking Credits		L

BRILLIANTINI SUPER FUND

Investment Income Comparison Report

As at 30 June 2022

Investment	Ledger Data			ASX & UUT Data						
	Transaction Date	Income Amount	Franking Credit	Date Payable	Ex Div/Dist Date	Units On Hand	45 Day Qualified	Amount per share/unit	Estimated Income	Estimated Franking*
Reconciled										
Shares in Listed Companies (Australian)										
BVS.AX	Bravura Solutions Limited.			29/09/2021	03/09/2021	92.00	92.00	0.0600	5.52	0.00
BVS.AX	Bravura Solutions Limited.			25/03/2022	02/03/2022	92.00	92.00	0.0370	3.40	0.00
BVS.AX	Bravura Solutions Limited.	30/06/2022	8.92							
			8.92					0.0970	8.92	0.00
Units in Listed Unit Trusts (Australian)										
MGF.AX	Magellan Global Fund.			21/07/2021	01/07/2021	704.00	704.00	0.0366	25.77	0.00
MGF.AX	Magellan Global Fund.			19/01/2022	04/01/2022	704.00	704.00	0.0366	25.77	0.00
MGF.AX	Magellan Global Fund.	30/06/2022	51.54	0.00						
NDQ.AX	Betashares Nasdaq 100 Etf			19/01/2022	04/01/2022	102.00	102.00	0.0000	0.00	
NDQ.AX	Betashares Nasdaq 100 Etf	30/06/2022	85.84							
NDQ.AX	Betashares Nasdaq 100 Etf			18/07/2022	01/07/2022	102.00	102.00	0.8416	85.84	0.00
			137.38	0.00				0.9148	137.37	0.00
			146.30	0.00				1.0118	146.30	0.00

*Franking credit is estimated using 45 day qualified units. The estimation might not be accurate for preference shares and hedging arrangements.

^Cancelled dividend

24200 - Contributions

2022 Financial Year

Preparer Shelley Lian

Reviewer Steven Lee

Status Completed

Account Code	Description	CY Balance	LY Balance	Change
ALGGIU00001A	(Contributions) Algeri, Giuseppe - Accumulation (Accumulation)	(\$8,553.81)	(\$5,738.00)	49.07%
WESDIA00001A	(Contributions) West, Dianne - Accumulation (Accumulation)	(\$977.11)	(\$875.38)	11.62%
TOTAL		CY Balance	LY Balance	
		(\$9,530.92)	(\$6,613.38)	

Supporting Documents

- Contributions Breakdown Report [Report](#)
- Brilliantini Super Fund_Queries_Response.docx
- ATO_Superannuation Remittance Advice_Brilliantini.pdf [WESDIA00001A](#)

Standard Checklist

- Attach copies of S290-170 notices (if necessary)
- Attach copy of Contributions Breakdown Report
- Attach SuperStream Contribution Data Report
- Check Fund is registered for SuperStream (if necessary)
- Ensure all Contributions have been allocated from Bank Accounts
- Ensure Work Test is satisfied if members are over 65

BRILLIANTINI SUPER FUND

Contributions Breakdown Report

For The Period 01 July 2021 - 30 June 2022

Summary

Member	D.O.B	Age (at 30/06/2021)	Total Super Balance (at 30/06/2021) *1	Concessional	Non-Concessional	Other	Reserves	Total
Algeri, Giuseppe	Provided	53	22,474.55	8,553.81	0.00	0.00	0.00	8,553.81
West, Dianne	Provided	62	1,134.95	868.86	0.00	108.25	0.00	977.11
All Members				9,422.67	0.00	108.25	0.00	9,530.92

*1 TSB can include information external to current fund's transaction records. The amount is per individual across all funds.

Contribution Caps

Member	Contribution Type	Contributions	Cap	Current Position
Algeri, Giuseppe	Concessional (5 year carry forward cap available)	8,553.81	82,505.10	73,951.29 Below Cap
	Non-Concessional	0.00	110,000.00	110,000.00 Below Cap
	COVID-19 Re-contribution	0.00	10,000.00	10,000.00 Below Cap
West, Dianne	Concessional (5 year carry forward cap available)	868.86	76,265.66	75,396.80 Below Cap
	Non-Concessional	0.00	110,000.00	110,000.00 Below Cap

Carry Forward Unused Concessional Contribution Cap

Member	2017	2018	2019	2020	2021	2022	Current Position
Algeri, Giuseppe							
Concessional Contribution Cap	30,000.00	25,000.00	25,000.00	25,000.00	25,000.00	27,500.00	
Concessional Contribution	5,660.70	7,856.00	6,916.00	7,340.90	5,738.00	8,553.81	
Unused Concessional Contribution	0.00	0.00	18,084.00	17,659.10	19,262.00	18,946.19	
Cumulative Carry Forward Unused	N/A	N/A	0.00	18,084.00	35,743.10	55,005.10	
Maximum Cap Available	30,000.00	25,000.00	25,000.00	43,084.00	60,743.10	82,505.10	73,951.29 Below Cap
Total Super Balance	0.00	6,113.96	11,509.48	19,796.31	19,967.09	22,474.55	

West, Dianne

Concessional Contribution Cap	N/A	N/A	N/A	25,000.00	25,000.00	27,500.00	
Concessional Contribution	N/A	N/A	N/A	512.81	721.53	868.86	
Unused Concessional Contribution	N/A	N/A	N/A	24,487.19	24,278.47	26,631.14	
Cumulative Carry Forward Unused	N/A	N/A	N/A	0.00	24,487.19	48,765.66	
Maximum Cap Available	N/A	N/A	N/A	25,000.00	49,487.19	76,265.66	75,396.80 Below Cap
Total Super Balance	N/A	N/A	N/A	0.00	447.40	1,134.95	

NCC Bring Forward Caps

Member	Bring Forward Cap	2019	2020	2021	2022	Total	Current Position
Algeri, Giuseppe	N/A	0.00	0.00	0.00	0.00	N/A	Bring Forward Not Triggered
West, Dianne	N/A	0.00	0.00	0.00	0.00	N/A	Bring Forward Not Triggered

Algeri, Giuseppe

Date	Transaction Description	Contribution Type	Ledger Data				SuperStream Data				
			Concessional	Non-Concession	Other	Reserves	Contribution	Employer	Concessional	Non-Concess	Other
13/07/2021	Direct Credit 128594 PGJEWELLERS W.A GIUSEPPE SUPER	Employer	741.00								
03/09/2021	Direct Credit 128594 PGJEWELLERS W.A GIUSEPPE SUPER	Employer	592.80								
20/09/2021	Direct Credit 128594 PGJEWELLERS W.A GIUSEPPE SUPER	Employer	776.40								
08/10/2021	Direct Credit 128594 PGJEWELLERS W.A GIUSEPPE SUPER	Employer	640.00								
08/11/2021	Direct Credit 128594 PGJEWELLERS W.A GIUSEPPE SUPER	Employer	800.00								
16/12/2021	Direct Credit 128594 PGJEWELLERS W.A GIUSEPPE SUPER	Employer	480.00								

10/01/2022	Direct Credit 128594 PGJEWELLERS W.A GIUSEPPE SUPER	Employer	800.00								
10/01/2022	Direct Credit 128594 PGJEWELLERS W.A GIUSEPPE SUPER	Employer	640.00								
10/01/2022	Direct Credit 128594 PGJEWELLERS W.A GIUSEPPE SUPER	Employer	241.35								
21/02/2022	Direct Credit 128594 PGJEWELLERS W.A GIUSEPPE SUPER	Employer	132.26								
01/04/2022	Direct Credit 128594 PGJEWELLERS W.A GIUSEPPE SUPER	Employer	670.00								
28/06/2022	Direct Credit 128594 PGJEWELLERS W.A GIUSEPPE SUPER	Employer	1,360.00								
30/06/2022	Direct Credit 128594 PGJEWELLERS W.A GIUSEPPE SUPER	Employer	680.00								
Total - Algeri, Giuseppe			8,553.81	0.00	0.00	0.00			0.00	0.00	0.00

West, Dianne

Date	Transaction Description	Contribution Type	Ledger Data				SuperStream Data				
			Concessional	Non-Concession	Other	Reserves	Contribution	Employer	Concessional	Non-Concess	Other
13/08/2021	Direct Credit 128594 PGJEWELLERS W.A West SUPER	Employer	58.42								
03/09/2021	Direct Credit 128594 PGJEWELLERS W.A West SUPER	Employer	52.27								
20/09/2021	Direct Credit 128594 PGJEWELLERS	Employer	104.27								

	West SUPER							
28/10/2021	Direct Credit 128594 PGJEWELLERS W.A DIANNE SUPER	Employer	77.94					
16/12/2021	Direct Credit 128594 PGJEWELLERS W.A Dianne Super	Employer	107.69					
10/01/2022	Direct Credit 128594 PGJEWELLERS W.A Super	Employer	162.97					
14/04/2022	Direct Credit 128594 PGJEWELLERS W.A West SUPER	Employer	109.16					
27/04/2022	Direct Credit 128594 PGJEWELLERS W.A Dianne West Super	Employer	116.64					
23/06/2022	Direct Credit 012721 ATO ATO0011000159049 86	Any Other		108.25				
27/06/2022	Direct Credit 128594 PGJEWELLERS W.A West SUPER	Employer	79.50					
Total - West, Dianne			868.86	0.00	108.25	0.00	0.00	0.00
Total for All Members			9,422.67	0.00	108.25	0.00		

Brilliantini Super Fund

Queries

1. Employer contributions – Please confirm if the below employer contributions allocations are correct.
 - Dianne West - \$868.86
 - Giuseppe Algeri - \$8,553.81
2. ANZ Praemium 1249874 – Please provide the portfolio valuation report showing the date as at 30/06/2022 in PDF file.
3. Please provide us with a copy of the below sales contract:
 - 17/01/2022 “SHARE TRADE WITHDRAWAL TO CMC MARKETS STOC C17614687” \$4,988.40
4. Please be advised that below dividends/distributions were withheld as the registry did not receive your banking details. Please logon to online share registry and claim these dividends/distributions.

FY2020		
Date	Amount	Description
27/09/2019	\$3.42	BVS dividend
27/03/2020	\$5.06	BVS dividend
16/01/2020	\$23.23	MGG distribution
28/07/2020	\$24.22	MGG distribution
FY2021		
Date	Amount	Description
21/07/2021	\$25.77	MGF distribution
19/11/2020	\$25.20	MGG distribution
16/07/2021	\$119.81	NDQ distribution
2/10/2020	\$14	AMI dividend
28/09/2020	\$5.06	BVS dividend
23/03/2021	\$2.39	BVS dividend
FY2022		
Date	Amount	Description
29/09/2021	\$5.52	BVS dividend
25/03/2022	\$3.40	BVS dividend
19/01/2022	\$25.77	MGF distribution
16/07/2021	\$119.81	NDQ distribution

CLT RESP

EMAIL

19/01/2023

#1 is correct in proportion stated with super contribution by myself and Dianne West.

Certificate attached and form Tax report.

I have contacted the various funds to release funds



THE TRUSTEE FOR BRILLIANTINI SUPER
FUND
PO BOX 1906
MACQUARIE CENTRE NSW 2113

Our reference: 7130155114727
Phone: 13 10 20
ABN: 45 184 387 039

23 June 2022

Superannuation remittance advice

To whom it may concern

An amount of \$108.25 has been forwarded to you from the low income super amount account for THE TRUSTEE FOR BRILLIANTINI SUPER FUND as per the enclosed remittance advice.

More information about the remittance process is provided on the back of this page, but if you have any questions please phone **13 10 20** between 8.00am and 6.00pm, Monday to Friday.

Yours faithfully

Grant Brodie
Deputy Commissioner of Taxation

Reading your remittance advice

This remittance advice provides details of low income super amounts credited to you for one or more of your members.

Payment for and account details

These details are provided so you can reconcile each payment with the correct member account.

Where you have made a claim for payment, the member and account details will match those you reported to us as part of your claim.

Remittance reference number

This is a unique identifier we assign to the remittance of a member's low income super amount payment.

It is important to note this number as it needs to be quoted if you are not accepting a particular payment on this remittance.

Payment

This is the total amount of low income super amounts being credited for a member.

Tax file numbers

From 1 July 2007, funds cannot accept any member contributions, including low income super amount paid by the Australian Taxation Office unless the fund holds a tax file number for that member.

What should you do if you will not be accepting one or more payments on the remittance?

You will need to complete a *Superannuation payment variation advice* (NAT 8451) statement and lodge it and your repayment with us on or before **29 July 2022**.

The *Completing the Superannuation payment variation advice* (NAT 8450) statement instructions will help you fill out this form.

Your repayment can be sent electronically to us by BPAY® or direct credit, or by cheque enclosed with the completed form.

If you are paying by cheque, please refer to the 'How to pay' information on the *Superannuation payment variation advice* (NAT 8451) statement. This will help you to complete the repayment details.

HOW TO PAY

Your payment reference number (PRN) is:

BPAY®



Billers code: 75556

Ref:

Telephone & Internet Banking – BPAY®

Contact your bank or financial institution to make this payment from your cheque, savings, debit or credit card account.

More info: www.bpay.com.au

CREDIT OR DEBIT CARD

Pay online with your credit or debit card at www.governmenteasypay.gov.au/PayATO

To pay by phone, call the Government EasyPay service on **1300 898 089**.

A card payment fee applies.

OTHER PAYMENT OPTIONS

For other payment options, visit www.ato.gov.au/paymentoptions

Superannuation remittance advice

Provider: THE TRUSTEE FOR BRILLIANTINI SUPER FUND
Tax file number: 918 657 337
Remittance type: Low income super amount

Payment for	Account/Other ID	TFN	Date of birth	Remittance reference number	Financial year	Payment
Dianne West	SMSF12021558574 8	[REDACTED]	27/10/1958	7027955292074	2021	\$108.25

Payment details	Description	Processed date	Credit
	Low income super amount remittance	22 June 2022	\$108.25 CR
Total payment amount			\$108.25 CR

24700 - Changes in Market Values of Investments

2022 Financial Year

Preparer Shelley Lian

Reviewer Steven Lee

Status Completed

Account Code	Description	CY Balance	LY Balance	Change
24700	Changes in Market Values of Investments	\$6,923.52	\$1,542.41	348.88%
TOTAL		CY Balance	LY Balance	
		\$6,923.52	\$1,542.41	

Supporting Documents

- Realised Capital Gain Report [Report](#)
- Net Capital Gains Reconciliation [Report](#)
- Market Movement [Report](#)

Standard Checklist

- Attach copies of Source Documentation (Contract Notes, Broker Statements, Chess Statements, Contracts of Sale, Managed Fund Statements etc)
- Attach copy of Market Movement report
- Attach copy of Net Capital Gains Reconciliation
- Attach copy of Realised Capital Gain Report
- Ensure all Asset Disposals have been entered
- Ensure all Market Values have been entered for June 30
- Ensure all Tax Deferred Distributions have been entered

BRILLIANTINI SUPER FUND

Market Movement Report

As at 30 June 2022

Investment	Date	Description	Unrealised				Realised			Total
			Units	Accounting Cost Movement	Market Movement	Depreciation	Balance	Consideration	Accounting Cost Base	
ABB.AX - Aussie Broadband Limited										
	17/01/2022	Purchase	1,086.00	4,988.40	0.00	0.00	4,988.40	0.00	0.00	0.00
	30/06/2022	Revaluation	0.00	0.00	(1,393.74)	0.00	3,594.66	0.00	0.00	0.00
	30/06/2022		1,086.00	4,988.40	(1,393.74)	0.00	3,594.66	0.00	0.00	0.00
AMI.AX - Aurelia Metals Limited										
	01/07/2021	Opening Balance	1,400.00	0.00	0.00	0.00	574.00	0.00	0.00	0.00
	30/06/2022	Revaluation	0.00	0.00	(217.00)	0.00	357.00	0.00	0.00	0.00
	30/06/2022		1,400.00	0.00	(217.00)	0.00	357.00	0.00	0.00	0.00
AVH.AX - Avita Medical Inc.										
	01/07/2021	Opening Balance	295.00	0.00	0.00	0.00	1,542.85	0.00	0.00	0.00
	30/06/2022	Revaluation	0.00	0.00	(1,132.80)	0.00	410.05	0.00	0.00	0.00
	30/06/2022		295.00	0.00	(1,132.80)	0.00	410.05	0.00	0.00	0.00
BRN.AX - Brainchip Holdings Ltd										
	01/07/2021	Opening Balance	3,864.00	0.00	0.00	0.00	1,893.36	0.00	0.00	0.00
	30/06/2022	Revaluation	0.00	0.00	1,197.84	0.00	3,091.20	0.00	0.00	0.00
	30/06/2022		3,864.00	0.00	1,197.84	0.00	3,091.20	0.00	0.00	0.00
BVS.AX - Bravura Solutions Limited.										
	01/07/2021	Opening Balance	92.00	0.00	0.00	0.00	322.92	0.00	0.00	0.00
	30/06/2022	Revaluation	0.00	0.00	(192.74)	0.00	130.18	0.00	0.00	0.00
	30/06/2022		92.00	0.00	(192.74)	0.00	130.18	0.00	0.00	0.00
LPD.AX - Lepidico Ltd										
	01/07/2021	Opening Balance	519.00	0.00	0.00	0.00	5.19	0.00	0.00	0.00
	30/06/2022	Revaluation	0.00	0.00	8.30	0.00	13.49	0.00	0.00	0.00
	30/06/2022		519.00	0.00	8.30	0.00	13.49	0.00	0.00	0.00
MGF.AX - Magellan Global Fund.										
	01/07/2021	Opening Balance	704.00	0.00	0.00	0.00	1,274.24	0.00	0.00	0.00
	30/06/2022	Revaluation	0.00	0.00	(330.88)	0.00	943.36	0.00	0.00	0.00
	30/06/2022		704.00	0.00	(330.88)	0.00	943.36	0.00	0.00	0.00
MGFO.AX - Magellan Global Fund (OPTION EXPIRING 16-APR-2027)										
	01/07/2021	Opening Balance	352.00	0.00	0.00	0.00	9.86	0.00	0.00	0.00
	30/06/2022	Revaluation	0.00	0.00	(8.10)	0.00	1.76	0.00	0.00	0.00
	30/06/2022		352.00	0.00	(8.10)	0.00	1.76	0.00	0.00	0.00

BRILLIANTINI SUPER FUND
Market Movement Report

As at 30 June 2022

Investment	Date	Description	Unrealised				Realised			Total
			Units	Accounting Cost Movement	Market Movement	Depreciation	Balance	Consideration	Accounting Cost Base	
MYX.AX - Mayne Pharma Group Limited										
	01/07/2021	Opening Balance	2,220.00	0.00	0.00	0.00	710.40	0.00	0.00	0.00
	30/06/2022	Revaluation	0.00	0.00	(155.40)	0.00	555.00	0.00	0.00	0.00
	30/06/2022		2,220.00	0.00	(155.40)	0.00	555.00	0.00	0.00	0.00
NAN.AX - Nanosonics Limited										
	01/07/2021	Opening Balance	1,296.00	0.00	0.00	0.00	7,607.52	0.00	0.00	0.00
	30/06/2022	Revaluation	0.00	0.00	(3,252.96)	0.00	4,354.56	0.00	0.00	0.00
	30/06/2022		1,296.00	0.00	(3,252.96)	0.00	4,354.56	0.00	0.00	0.00
NDQ.AX1 - Betashares Nasdaq 100 Etf										
	01/07/2021	Opening Balance	102.00	0.00	0.00	0.00	3,275.22	0.00	0.00	0.00
	30/06/2022	Revaluation	0.00	0.00	(550.80)	0.00	2,724.42	0.00	0.00	0.00
	30/06/2022		102.00	0.00	(550.80)	0.00	2,724.42	0.00	0.00	0.00
PNV.AX - Polynovo Limited										
	01/07/2021	Opening Balance	616.00	0.00	0.00	0.00	1,737.12	0.00	0.00	0.00
	30/06/2022	Revaluation	0.00	0.00	(902.44)	0.00	834.68	0.00	0.00	0.00
	30/06/2022		616.00	0.00	(902.44)	0.00	834.68	0.00	0.00	0.00
VMY.AX - Vimy Resources Limited										
	01/07/2021	Opening Balance	180.00	0.00	0.00	0.00	21.60	0.00	0.00	0.00
	30/06/2022	Revaluation	0.00	0.00	7.20	0.00	28.80	0.00	0.00	0.00
	30/06/2022		180.00	0.00	7.20	0.00	28.80	0.00	0.00	0.00
Total Market Movement					(6,923.52)				0.00	(6,923.52)

BRILLIANTINI SUPER FUND

Capital Gains Reconciliation Report

For The Period 01 July 2021 - 30 June 2022

	Total	Discounted	Indexed	Other	Notional
Losses available to offset					
Carried forward from prior losses	24,157.78				
Carried forward from prior losses - Collectables	0.00				
Current year capital losses	0.00				
Current year capital losses - Collectables	0.00				
Total Losses Available	24,157.78				
Total Losses Available - Collectables	0.00				
Capital Gains					
Capital gains from disposal of assets	0.00	0.00	0.00	0.00	0.00
Capital gains from disposal of assets - Collectables	0.00	0.00	0.00	0.00	0.00
Capital gains from trust distributions	216.15	216.15	0.00	0.00	0.00
Capital Gains Before Losses applied	216.15	216.15	0.00	0.00	0.00
Losses and discount applied					
Losses applied	216.15	216.15	0.00	0.00	0.00
Losses applied - Collectables	0.00	0.00	0.00	0.00	0.00
Capital gains after losses applied	0.00	0.00	0.00	0.00	0.00
Capital gains after losses applied - Collectables	0.00	0.00	0.00	0.00	0.00
CGT Discount applied	0.00				
CGT Discount applied - Collectables	0.00				

BRILLIANTINI SUPER FUND

Capital Gains Reconciliation Report

For The Period 01 July 2021 - 30 June 2022

	Total	Discounted	Indexed	Other	Notional
Net Capital Gain					
Net capital gain	0.00				
Net capital gain - Collectables	0.00				
Total Net Capital Gain (11A)	0.00				
Net Capital Losses Carried Forward to later income					
Net Capital Losses Carried Forward to later income years	23,941.63				
Net Capital Losses Carried Forward to later income years - Collectables	0.00				
Total Net Capital Losses Carried Forward to later income years (14V)	23,941.63				

Note

Refer to Realised Gains Report for details of Disposals at a Security level

Refer to Distribution Reconciliation Report for Trust Distribution details at a Security level

BRILLIANTINI SUPER FUND
Realised Capital Gains Report

For The Period 01 July 2021 - 30 June 2022

Investment		Accounting Treatment				Tax Treatment						
Purchase Contract Date	Disposal Contract Date	Units	Cost	Proceeds	Accounting Profit/(Loss)	Adjusted Cost Base	Reduced Cost Base	Indexed Cost Base	Indexed Gains	Discounted Gains (Gross)	Other Gains	Capital Loss
Units in Listed Unit Trusts (Australian)												
MGF.AX - Magellan Global Fund.												
		0.00	0.00	0.00	0.00	0.00	0.00	0.00	0.00	49.87	0.00	0.00
		0.00	0.00	0.00	0.00	0.00	0.00	0.00	0.00	49.87	0.00	0.00
NDQ.AX1 - Betashares Nasdaq 100 Etf												
		0.00	0.00	0.00	0.00	0.00	0.00	0.00	0.00	166.28	0.00	0.00
		0.00	0.00	0.00	0.00	0.00	0.00	0.00	0.00	166.28	0.00	0.00
		0.00	0.00	0.00	0.00	0.00	0.00	0.00	0.00	216.15	0.00	0.00
		0.00	0.00	0.00	0.00	0.00	0.00	0.00	0.00	216.15	0.00	0.00

25000 - Interest Received

2022 Financial Year

Preparer Shelley Lian

Reviewer Steven Lee

Status Completed

Account Code	Description	CY Balance	LY Balance	Change
ANZ201893116	ANZ Cash Investment Account 2018-93116		(\$0.02)	100%
TOTAL		CY Balance	LY Balance	
			(\$0.02)	

Supporting Documents

No supporting documents

Standard Checklist

- Attach Interest Reconciliation Report
- Ensure all interest has been recorded from Bank Statements
- Review Statements to ensure all TFN withheld has been input

30100 - Accountancy Fees

2022 Financial Year

Preparer Shelley Lian

Reviewer Steven Lee

Status Completed

Account Code	Description	CY Balance	LY Balance	Change
30100	Accountancy Fees	\$650.00	\$645.00	0.78%
TOTAL		CY Balance	LY Balance	
		\$650.00	\$645.00	

Supporting Documents

- General Ledger [Report](#)
- INV-0568.pdf

Standard Checklist

- Attach all source documentation
- Ensure all Transactions have been entered

BRILLIANTINI SUPER FUND

General Ledger

As at 30 June 2022

Transaction Date	Description	Units	Debit	Credit	Balance \$
					0.00 DR

Total Debits: 0.00

Total Credits: 0.00



TAX INVOICE

Brilliantini

Invoice Date

23 Mar 2022

Invoice Number

INV-0568

ABN

60 061 126 663

SuperHelp Australia
PTY LTD
PO Box 1906
MACQUARIE
CENTRE NSW 2113
AUSTRALIA

Item	Description	Quantity	Unit Price	GST	Amount AUD
EOY	SMSF Annual Administration	1.00	1,100.00	10%	1,100.00
ADD INV	Additional Investments	4.00	25.00	10%	100.00
			INCLUDES GST 10%		109.09
			TOTAL AUD		1,200.00
			Less Amount Paid		1,200.00
			AMOUNT DUE AUD		0.00

Due Date: 6 Apr 2022

Please pay the balance of our fees by direct credit into our bank account.

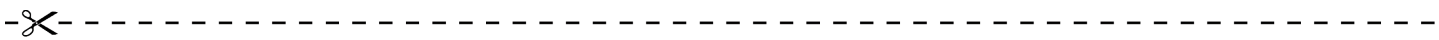
OUR BANK DETAILS (Use your name or your SMSF name as the reference):

Account Name: Superhelp Australia Pty Ltd

Bank: Commonwealth Bank

BSB: 06 2099

Account Number: 1041 7929



PAYMENT ADVICE

To: SuperHelp Australia PTY LTD
PO Box 1906
MACQUARIE CENTRE NSW 2113
AUSTRALIA

Customer Brilliantini
Invoice Number INV-0568

Amount Due 0.00
Due Date 6 Apr 2022

Amount Enclosed

Enter the amount you are paying above

30400 - ATO Supervisory Levy

2022 Financial Year

Preparer Shelley Lian

Reviewer Steven Lee

Status Completed

Account Code	Description	CY Balance	LY Balance	Change
30400	ATO Supervisory Levy	\$518.00	\$259.00	100%
TOTAL		CY Balance	LY Balance	
		\$518.00	\$259.00	

Supporting Documents

- General Ledger [Report](#)

Standard Checklist

- Attach all source documentation
- Ensure all Transactions have been entered

BRILLIANTINI SUPER FUND

General Ledger

As at 30 June 2022

Transaction Date	Description	Units	Debit	Credit	Balance \$
ATO Supervisory Levy (30400)					
<i>ATO Supervisory Levy (30400)</i>					
05/08/2021	Direct Credit 012721 ATO ATO001000015541283		259.00		259.00 DR
27/05/2022	Direct Credit 012721 ATO ATO009000016205145		259.00		518.00 DR
			518.00		518.00 DR

Total Debits: 518.00

Total Credits: 0.00

30700 - Auditor's Remuneration

2022 Financial Year

Preparer Shelley Lian

Reviewer Steven Lee

Status Completed

Account Code	Description	CY Balance	LY Balance	Change
30700	Auditor's Remuneration	\$550.00	\$450.00	22.22%
TOTAL		CY Balance	LY Balance	
		\$550.00	\$450.00	

Supporting Documents

- General Ledger [Report](#)
- Invoice X19895.pdf

Standard Checklist

- Attach all source documentation
- Ensure all Transactions have been entered

BRILLIANTINI SUPER FUND

General Ledger

As at 30 June 2022

Transaction Date	Description	Units	Debit	Credit	Balance \$
Auditor's Remuneration (30700)					
Auditor's Remuneration (30700)					
06/04/2022	Transfer To SuperHelp Australia NetBank Brilliantini Super Fund		550.00		550.00 DR
			550.00		550.00 DR

Total Debits: 550.00

Total Credits: 0.00



Invoice Date 29 Mar 2022
Invoice Number X19895
Due Date 12 Apr 2022

SuperHelp Australia Pty Ltd
Attention: Sandra
PO Box 1906
MACQUARIE CENTRE NSW 2113

TAX INVOICE

Description	Amount
Preparation of SMSF Audit on behalf of the following Superannuation Fund: Brilliantini Super Fund for the year ended 30 June 2021.	
Subtotal	500.00
Total GST 10%	50.00
Invoice Total AUD	550.00
Total Net Payments AUD	0.00
Amount Due AUD	550.00

Payment Advice



DIRECT CREDIT (EFT)

Account Name: **Gold Group Consulting**
BSB: **484 799** Account No.: **20423 2240**
Please quote the invoice number(s) as a reference.



by mail

Detach this section and mail your cheque to:

Gold Group Consulting
PO Box 428
Southport QLD 4215
Australia

Client: SuperHelp Australia Pty Ltd

Invoice No : X19895
Amount Due: \$ 550.00
Due Date: 12 Apr 2022



CHARTERED ACCOUNTANTS - SINCE 1969

31500 - Bank Charges

2022 Financial Year

Preparer Shelley Lian

Reviewer Steven Lee

Status Completed

Account Code	Description	CY Balance	LY Balance	Change
31500	Bank Charges	\$120.00	\$120.00	0%
TOTAL		CY Balance	LY Balance	
		\$120.00	\$120.00	

Supporting Documents

- General Ledger [Report](#)

Standard Checklist

- Attach all source documentation
- Ensure all Transactions have been entered

BRILLIANTINI SUPER FUND

General Ledger

As at 30 June 2022

Transaction Date	Description	Units	Debit	Credit	Balance \$
Bank Charges (31500)					
<u>Bank Charges (31500)</u>					
01/07/2021	Account Fee		10.00		10.00 DR
01/08/2021	Account Fee		10.00		20.00 DR
01/09/2021	Account Fee		10.00		30.00 DR
01/10/2021	Account Fee		10.00		40.00 DR
01/11/2021	Account Fee		10.00		50.00 DR
01/12/2021	Account Fee		10.00		60.00 DR
01/01/2022	Account Fee		10.00		70.00 DR
01/02/2022	Account Fee		10.00		80.00 DR
01/03/2022	Account Fee		10.00		90.00 DR
01/04/2022	Account Fee		10.00		100.00 DR
01/05/2022	Account Fee		10.00		110.00 DR
01/06/2022	Account Fee		10.00		120.00 DR
			120.00		120.00 DR

Total Debits: 120.00

Total Credits: 0.00

46600 - Refund Excess Contributions

2022 Financial Year

Preparer Shelley Lian

Reviewer Steven Lee

Status Completed

Account Code	Description	CY Balance	LY Balance	Change
WESDIA00001A	(Refund Excess Contributions) West, Dianne - Accumulation (Accumulation)	\$76.90		100%
TOTAL		CY Balance	LY Balance	
		\$76.90		

Supporting Documents

- General Ledger [Report](#)
- 7123448195391.pdf

Standard Checklist

- Attach all correspondence between member and the Fund
- Attach correspondence between the ATO and the Fund

BRILLIANTINI SUPER FUND

General Ledger

As at 30 June 2022

Transaction Date	Description	Units	Debit	Credit	Balance \$
Refund Excess Contributions (46600)					
<i>(Refund Excess Contributions) West, Dianne - Accumulation (WESDIA00001A)</i>					
08/09/2021	TAX OFFICE PAYMENTS NetBank BPAY 75556 552009186573373055 BRILLIANTINI SUPE		76.90		76.90 DR
			76.90		76.90 DR

Total Debits: 76.90

Total Credits: 0.00



THE TRUSTEE FOR BRILLIANTINI SUPER
FUND
PO BOX 1906
MACQUARIE CENTRE NSW 2113

Our reference: 7123448195391
Phone: 13 10 20
ABN: 45 184 387 039

2 August 2021

SUPERANNUATION

Repayment of overpaid low income superannuation amounts

To whom it may concern

We recently reviewed the low income superannuation amount payments we made to your members and found that we've overpaid by \$76.90.

We've listed the member account details in the superannuation overpayment member list, which may have been sent to you either electronically or included with this letter.

Please repay the above amount to us by **1 September 2021** either by cheque, using the payment slip below, or electronically via the BPAY® and direct credit details overleaf.

If you can't repay this, you'll need to complete either a paper or electronic *Superannuation payment variation advice* form (NAT 8451), available at www.ato.gov.au and lodge it with us on or before **30 August 2021**.

Accompanying notes for the superannuation overpayment member list are set out overleaf. If you have any questions, please phone **13 10 20** between 8.00am and 6.00pm, Monday to Friday, and quote your organisation's tax file number or Australian business number and 'Our reference' at the top of this letter.

Yours faithfully

Grant Brodie
Deputy Commissioner of Taxation
E00000-S00000-F00000

71879.149725-11-2017

Australian Taxation Office

PAYMENT SLIP - 55

THE TRUSTEE FOR BRILLIANTINI
SUPER FUND

ABN 45 184 387 039/00552

Amount due \$76.90

Australian Taxation Office
Locked Bag 1793
PENRITH NSW 1793

PRN 552 00918 657 337 3055



*171 552009186573373055

<918657337>552< >

<

000000>

550<

>

Reading the superannuation overpayment member list

This list details all overpaid amounts we sent as part of one or more remittance advices.

'Recovery for' and 'account' details

These details are provided so you can reconcile each overpaid amount with the correct member account.

Recovery reference number

This refers to the recovery of a member's low income superannuation amounts account. It is important to note this number as it needs to be quoted if you are unable to meet the repayment.

Amount overpaid

This is the amount of low income superannuation amounts overpaid for a member.

ATO BPAY® details

Biller code	75556
Customer reference number	552009186573373055

ATO direct credit details

Return payment EFT code	552009186573373055
BSB	093 003
Account number	316385
Account name	ATO deposits trust account

2 of 2

METHODS OF PAYMENT

BPAY®

Contact your financial institution to make this payment from your cheque or savings account. You will need the details listed below.



Biller Code: 75556
Reference: Your PRN (shown on the front of your payment slip directly above the barcode)

Credit card

Payments can be made online or by phone, visit our website at www.ato.gov.au/howtopay or phone **1300 898 089**. A card-payment fee applies.

Other payment options

For more information about other payment options, you can:

- visit our website at www.ato.gov.au/howtopay
- phone us on **1800 815 886**.

Payments cannot be made in person at any of our branches or shopfronts.

48500 - Income Tax Expense

2022 Financial Year

Preparer Shelley Lian

Reviewer Steven Lee

Status Completed

Account Code	Description	CY Balance	LY Balance	Change
48500	Income Tax Expense	\$461.98	\$594.21	(22.25)%
TOTAL		CY Balance	LY Balance	
		\$461.98	\$594.21	

Supporting Documents

No supporting documents

49000 - Profit/Loss Allocation Account

2022 Financial Year

Preparer Shelley Lian

Reviewer Steven Lee

Status Completed

Account Code	Description	CY Balance	LY Balance	Change
49000	Profit/Loss Allocation Account	\$376.82	\$3,195.01	(88.21)%
TOTAL		CY Balance	LY Balance	
		\$376.82	\$3,195.01	

Supporting Documents

No supporting documents

50000 - Members

2022 Financial Year

Preparer Shelley Lian

Reviewer Steven Lee

Status Completed

Account Code	Description	Opening Balance	Contribution Income	Earnings	Member Payments	Tax & Fees	Closing Balance	Change
ALGGIU00001A	Algeri, Giuseppe - Accumulation (Accumulation)	(\$22,474.55)	(\$8,553.81)	\$8,161.65		\$386.71	(\$22,480.00)	0.02%
WESDIA00001A	West, Dianne - Accumulation (Accumulation)	(\$1,134.95)	(\$977.11)	\$447.68	\$76.90	\$81.16	(\$1,506.32)	32.72%
TOTAL		Opening Balance	Contribution Income	Earnings	Member Payments	Tax & Fees	Closing Balance	
		(\$23,609.50)	(\$9,530.92)	\$8,609.33	\$76.90	\$467.87	(\$23,986.32)	

Supporting Documents

- Members Statements [Report](#)
- Members Summary [Report](#)

Standard Checklist

- Attach copies of Members Statements

BRILLIANTINI SUPER FUND

Members Statement

Giuseppe Algeri
 PO Box 940
 Cottesloe, Western Australia, 6011, Australia

Your Details

		Nominated Beneficiaries:	N/A
Date of Birth :	Provided	Nomination Type:	N/A
Age:	54	Vested Benefits:	22,480.00
Tax File Number:	Provided	Total Death Benefit:	22,480.00
Date Joined Fund:	16/07/2010	Current Salary:	0.00
Service Period Start Date:	28/07/2004	Previous Salary:	0.00
Date Left Fund:		Disability Benefit:	0.00
Member Code:	ALGGIU00001A		
Account Start Date:	16/07/2010		
Account Phase:	Accumulation Phase		
Account Description:	Accumulation		

Your Balance

Total Benefits	22,480.00
<u>Preservation Components</u>	
Preserved	22,480.00
Unrestricted Non Preserved	
Restricted Non Preserved	
<u>Tax Components</u>	
Tax Free	12.20
Taxable	22,467.80

Your Detailed Account Summary

	This Year	Last Year
Opening balance at 01/07/2021	22,474.55	19,967.09
<u>Increases to Member account during the period</u>		
Employer Contributions	8,553.81	5,738.00
Personal Contributions (Concessional)		
Personal Contributions (Non Concessional)		
Government Co-Contributions		
Other Contributions		
Proceeds of Insurance Policies		
Transfers In		
Net Earnings	(8,161.65)	(2,724.02)
Internal Transfer In		
<u>Decreases to Member account during the period</u>		
Pensions Paid		
Contributions Tax	1,283.07	860.70
Income Tax	(896.36)	(354.18)
No TFN Excess Contributions Tax		
Excess Contributions Tax		
Refund Excess Contributions		
Division 293 Tax		
Insurance Policy Premiums Paid		
Management Fees		
Member Expenses		
Benefits Paid/Transfers Out		
Superannuation Surcharge Tax		
Internal Transfer Out		
Closing balance at 30/06/2022	22,480.00	22,474.55

BRILLIANTINI SUPER FUND
Members Statement

Trustee's Disclaimer

This statement has been prepared by the Trustee for the member whose name appears at the top of this statement. Every effort has been made by the Trustee to ensure the accuracy and completeness of this Statement. The Trustee does not accept any liability for any error, omission or misprint. All amounts shown in relation to benefits do not take into account any amounts which may be withheld to satisfy the requirements imposed by the Income Tax Assessment Act 1936.

Signed by all the trustees of the fund

Giuseppe Algeri
Trustee

Dianne West
Trustee

BRILLIANTINI SUPER FUND
Members Statement

Dianne West
 PO Box 940
 Cottesloe, Western Australia, 6011, Australia

Your Details

		Nominated Beneficiaries:	N/A
Date of Birth :	Provided	Nomination Type:	N/A
Age:	63	Vested Benefits:	1,506.32
Tax File Number:	Provided	Total Death Benefit:	1,506.32
Date Joined Fund:	09/11/2019		
Service Period Start Date:			
Date Left Fund:			
Member Code:	WESDIA00001A		
Account Start Date:	09/11/2019		
Account Phase:	Accumulation Phase		
Account Description:	Accumulation		

Your Balance

Total Benefits	1,506.32
<u>Preservation Components</u>	
Preserved	1,506.32
Unrestricted Non Preserved	
Restricted Non Preserved	
<u>Tax Components</u>	
Tax Free	262.10
Taxable	1,244.22

Your Detailed Account Summary

	This Year	Last Year
Opening balance at 01/07/2021	1,134.95	447.40
<u>Increases to Member account during the period</u>		
Employer Contributions	868.86	721.53
Personal Contributions (Concessional)		
Personal Contributions (Non Concessional)		
Government Co-Contributions		
Other Contributions	108.25	153.85
Proceeds of Insurance Policies		
Transfers In		
Net Earnings	(447.68)	(91.50)
Internal Transfer In		
<u>Decreases to Member account during the period</u>		
Pensions Paid		
Contributions Tax	130.33	108.23
Income Tax	(49.17)	(11.90)
No TFN Excess Contributions Tax		
Excess Contributions Tax		
Refund Excess Contributions	76.90	
Division 293 Tax		
Insurance Policy Premiums Paid		
Management Fees		
Member Expenses		
Benefits Paid/Transfers Out		
Superannuation Surcharge Tax		
Internal Transfer Out		
Closing balance at 30/06/2022	1,506.32	1,134.95

BRILLIANTINI SUPER FUND
Members Statement

Trustee's Disclaimer

This statement has been prepared by the Trustee for the member whose name appears at the top of this statement. Every effort has been made by the Trustee to ensure the accuracy and completeness of this Statement. The Trustee does not accept any liability for any error, omission or misprint. All amounts shown in relation to benefits do not take into account any amounts which may be withheld to satisfy the requirements imposed by the Income Tax Assessment Act 1936.

Signed by all the trustees of the fund

Giuseppe Algeri
Trustee

Dianne West
Trustee

BRILLIANTINI SUPER FUND
Members Summary

As at 30 June 2022

Opening Balances	Increases				Decreases					Closing Balance	
	Contributions	Transfers In	Net Earnings	Insurance Proceeds	Pensions Paid	Contributions Tax	Taxes Paid	Benefits Paid/ Transfers Out	Insurance Premiums		Member Expenses
Giuseppe Algeri (Age: 54)											
ALGGIU00001A - Accumulation											
22,474.55	8,553.81		(8,161.65)			1,283.07	(896.36)				22,480.00
22,474.55	8,553.81		(8,161.65)			1,283.07	(896.36)				22,480.00
Dianne West (Age: 63)											
WESDIA00001A - Accumulation											
1,134.95	977.11		(447.68)			130.33	(49.17)	76.90			1,506.32
1,134.95	977.11		(447.68)			130.33	(49.17)	76.90			1,506.32
23,609.50	9,530.92		(8,609.33)			1,413.40	(945.53)	76.90			23,986.32

60400 - Bank Accounts

2022 Financial Year

Preparer Shelley Lian

Reviewer Steven Lee

Status Completed

Account Code	Description	CY Balance	LY Balance	Change
ANZ201893116	ANZ Cash Investment Account 2018-93116	\$47.05	\$35.45	32.72%
CBA10251185	CBA Business Transaction Account 10251185	\$2,361.27	\$212.02	1013.7%
TOTAL		CY Balance	LY Balance	
		\$2,408.32	\$247.47	

Supporting Documents

- Bank Statement Report [Report](#)
- e1ed6b3a-e5da-43a4-a595-d4f6be1a6058.pdf [ANZ201893116](#)
- e7bdc4cd-7ee2-4f9c-bb33-0d2a06f3d056.pdf [ANZ201893116](#)
- 5e32ae39-c8ae-4905-be39-ade6ebb8d668.pdf [ANZ201893116](#)
- Statement20210829.pdf [CBA10251185](#)
- Statement20211129.pdf [CBA10251185](#)
- Statement20220228.pdf [CBA10251185](#)
- Statement20220529.pdf [CBA10251185](#)
- Statement20220829.pdf [CBA10251185](#)

Standard Checklist

- Attach Copies of Bank Statements
- Attach copy of Bank Statement Report
- Ensure all Balances match Statement Balances at June 30
- Ensure all Transactions have been entered

BRILLIANTINI SUPER FUND
Bank Statement Report

For The Period 01 July 2021 to 30 June 2022

Chart Code: 60400 / ANZ201893116
Account Name: ANZ Cash Investment Account 2018-93116
BSB and Account Number: 012012 201893116

Opening Balance	-	Total Debits	+	Total Credits	=	Closing Balance	Data Feed Used
\$ 35.45		\$ 4,988.40		\$ 5,000.00		\$ 47.05	

Date	Description	Debit	Credit	Ledger Balance	Statement Balance	Variance
		\$	\$	\$	\$	\$
01/07/2021	Opening Balance			35.45		
12/01/2022	FROM GIUSEPPE ALGERI SUPER FUND ETRADE [Transfer To Brilliantini Super Fund NetBank Super fund etrade trading bri.]		5,000.00	5,035.45		
17/01/2022	SHARE TRADE WITHDRAWAL TO CMC MARKETS STOC C17614687	4,988.40		47.05		
30/06/2022	CLOSING BALANCE			47.05		
		<u>4,988.40</u>	<u>5,000.00</u>			

BRILLIANTINI SUPER FUND
Bank Statement Report

For The Period 01 July 2021 to 30 June 2022

Chart Code: 60400 / CBA10251185
Account Name: CBA Business Transaction Account 10251185
BSB and Account Number: 066104 10251185

Opening Balance	-	Total Debits	+	Total Credits	=	Closing Balance	Data Feed Used
\$ 212.02		\$ 7,595.61		\$ 9,744.86		\$ 2,361.27	

Date	Description	Debit \$	Credit \$	Ledger Balance \$	Statement Balance \$	Variance \$
01/07/2021	Opening Balance			212.02		
01/07/2021	Account Fee	10.00		202.02		
13/07/2021	Direct Credit 128594 PGJEWELLERS W.A GIUSEPPE SUPER		741.00	943.02		
01/08/2021	Account Fee	10.00		933.02		
05/08/2021	Direct Credit 012721 ATO ATO001000015541283		147.00	1,080.02		
13/08/2021	Direct Credit 128594 PGJEWELLERS W.A West SUPER		58.42	1,138.44		
01/09/2021	Account Fee	10.00		1,128.44		
03/09/2021	Direct Credit 128594 PGJEWELLERS W.A West SUPER		52.27	1,180.71		
03/09/2021	Direct Credit 128594 PGJEWELLERS W.A GIUSEPPE SUPER		592.80	1,773.51		
08/09/2021	TAX OFFICE PAYMENTS NetBank BPAY 75556 552009186573373055 BRILLIANTINI SUPE	76.90		1,696.61		
20/09/2021	Direct Credit 128594 PGJEWELLERS W.A GIUSEPPE SUPER		776.40	2,473.01		
20/09/2021	Direct Credit 128594 PGJEWELLERS W.A West SUPER		104.27	2,577.28		
01/10/2021	Account Fee	10.00		2,567.28		
08/10/2021	Direct Credit 128594 PGJEWELLERS W.A GIUSEPPE SUPER		640.00	3,207.28		
11/10/2021	TAX OFFICE PAYMENTS NetBank BPAY 75556 451843870397360 Brilliantini Super	238.00		2,969.28		
28/10/2021	Direct Credit 128594 PGJEWELLERS W.A DIANNE SUPER		77.94	3,047.22		
01/11/2021	Account Fee	10.00		3,037.22		

BRILLIANTINI SUPER FUND
Bank Statement Report

For The Period 01 July 2021 to 30 June 2022

Date	Description	Debit \$	Credit \$	Ledger Balance \$	Statement Balance \$	Variance \$
03/11/2021	TAX OFFICE PAYMENTS NetBank BPAY 75556 451843870397360 BRILLIANTINI SUP	476.00		2,561.22		
08/11/2021	Direct Credit 128594 PGJEWELLERS W.A GIUSEPPE SUPER		800.00	3,361.22		
01/12/2021	Account Fee	10.00		3,351.22		
16/12/2021	Direct Credit 128594 PGJEWELLERS W.A Dianne Super		107.69	3,458.91		
16/12/2021	Direct Credit 128594 PGJEWELLERS W.A GIUSEPPE SUPER		480.00	3,938.91		
01/01/2022	Account Fee	10.00		3,928.91		
10/01/2022	Direct Credit 128594 PGJEWELLERS W.A GIUSEPPE SUPER		800.00	4,728.91		
10/01/2022	Direct Credit 128594 PGJEWELLERS W.A Super		162.97	4,891.88		
10/01/2022	Direct Credit 128594 PGJEWELLERS W.A GIUSEPPE SUPER		640.00	5,531.88		
10/01/2022	Direct Credit 128594 PGJEWELLERS W.A GIUSEPPE SUPER		241.35	5,773.23		
12/01/2022	TAX OFFICE PAYMENTS NetBank BPAY 75556 451843870397360 Brilliantini Supe	238.00		5,535.23		
12/01/2022	FROM GIUSEPPE ALGERI SUPER FUND ETRADE [Transfer To Brilliantini Super Fund NetBank Super fund etrade trading bri.]	5,000.00		535.23		
01/02/2022	Account Fee	10.00		525.23		
18/02/2022	Transfer to other Bank NetBank deposit wrong act	8.71		516.52		
21/02/2022	Direct Credit 128594 PGJEWELLERS W.A GIUSEPPE SUPER		132.26	648.78		
01/03/2022	Account Fee	10.00		638.78		
01/04/2022	Account Fee	10.00		628.78		
01/04/2022	Direct Credit 128594 PGJEWELLERS W.A GIUSEPPE SUPER		670.00	1,298.78		
06/04/2022	Transfer To SuperHelp Australia NetBank Brilliantini Super Fund	1,200.00		98.78		
14/04/2022	Direct Credit 128594 PGJEWELLERS W.A West SUPER		109.16	207.94		
27/04/2022	Direct Credit 128594 PGJEWELLERS W.A Dianne West Super		116.64	324.58		

BRILLIANTINI SUPER FUND
Bank Statement Report

For The Period 01 July 2021 to 30 June 2022

Date	Description	Debit \$	Credit \$	Ledger Balance \$	Statement Balance \$	Variance \$
01/05/2022	Account Fee	10.00		314.58		
25/05/2022	TAX OFFICE PAYMENTS NetBank BPAY 75556 451843870397360 brilliantini ato	238.00		76.58		
27/05/2022	Direct Credit 012721 ATO ATO009000016205145		66.94	143.52		
01/06/2022	Account Fee	10.00		133.52		
23/06/2022	Direct Credit 012721 ATO ATO001100015904986		108.25	241.77		
27/06/2022	Direct Credit 128594 PGJEWELLERS W.A West SUPER		79.50	321.27		
28/06/2022	Direct Credit 128594 PGJEWELLERS W.A GIUSEPPE SUPER		1,360.00	1,681.27		
30/06/2022	Direct Credit 128594 PGJEWELLERS W.A GIUSEPPE SUPER		680.00	2,361.27		
30/06/2022	CLOSING BALANCE			2,361.27		
		7,595.61	9,744.86			



ANZ CASH INVESTMENT ACCT STATEMENT

STATEMENT NUMBER 22

16 MARCH 2021 TO 16 SEPTEMBER 2021

MR GIUSEPPE ALGERI
MRS DIANNE WEST
PO BOX 940
COTTESLOE WA 6011

WELCOME TO YOUR ANZ ACCOUNT AT A GLANCE

Account Details

SHARE INVESTING LIMITED
BRILLIANTINI SUPER FUND

Branch Number (BSB)

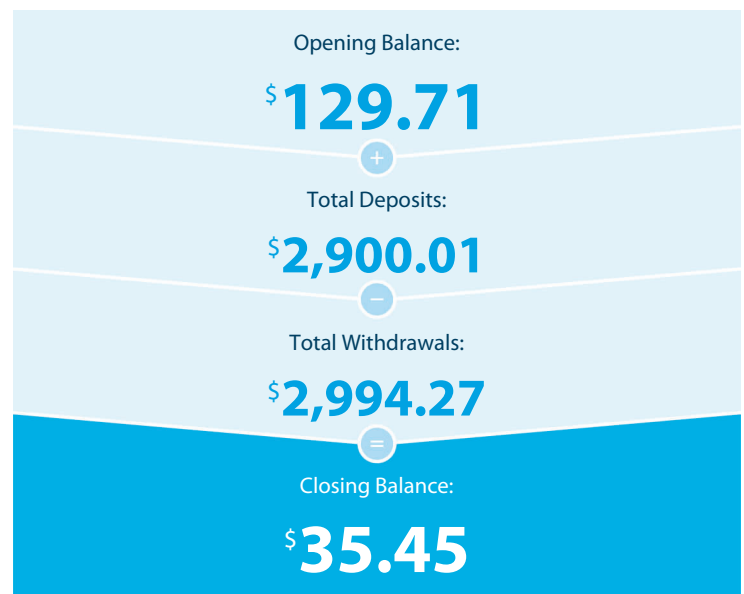
012-012

Account Number

2018-93116

Account Descriptor

TRUST ACCOUNT



NEED TO GET IN TOUCH?



ANZ Internet Banking
anz.com

OR



Enquiries: 133350
Lost/Stolen Cards: 1800 033 844

ANZ CASH INVESTMENT ACCT STATEMENT

Account Number 2018-93116

Transaction Details

Please retain this statement for taxation purposes

Date	Transaction Details	Withdrawals (\$)	Deposits (\$)	Balance (\$)
2021				
16 MAR	OPENING BALANCE			129.71
25 MAY	TRANSFER FROM GIUSEPPE ALGERI SAVE SUPER		2,900.00	3,029.71
28 MAY	SHARE TRADE WITHDRAWAL TO CMC MARKETS STOC C14817356	2,994.27		35.44
31 MAY	CREDIT INTEREST PAID		0.01	35.45
	TOTALS AT END OF PAGE	\$2,994.27	\$2,900.01	
	TOTALS AT END OF PERIOD	\$2,994.27	\$2,900.01	\$35.45

This Statement Includes

Interest earned on deposits	\$0.01
-----------------------------	--------

Yearly Summary

Previous Year to 30/06/2021 (\$)

Interest earned on deposits	0.02
-----------------------------	------

Fee Summary

Fees Charged for period: 01 MAY 2021 to 31 MAY 2021

Summary of ANZ Transaction Fees	Transactions		Fee Per Transaction (\$)	Total Charge (\$)
	Total	Free Additional		
Transaction Fees				
EFTPOS/PHONE BANKING WDL	1.00	1.00	0.50	0.00
Total Transaction Fees Charged				\$0.00

Please note: Overseas transaction fees, overseas ATM fees and non ANZ ATM operator fees not included

Please note: Your fee cycle may not always reconcile with your statement cycle. This statement date ends on 16/09/21 and the monthly fee cycle, as appears above, ended on 31/05/21.

ANZ CASH INVESTMENT ACCT STATEMENT

Account Number 2018-93116

No transaction fees* for ANZ cardholders across the new atm by Armaguard network

As an ANZ cardholder you can withdraw cash or make a balance enquiry, with no transaction fee* at any atm by Armaguard ATM.

*Terms and conditions apply.

Visit www.anz.com.au/ways-to-bank/atms for further detail and terms and conditions.

IMPORTANT INFORMATION

PLEASE CHECK THE ENTRIES AND CALL 13 13 14 REGARDING ANY ERRORS ON THIS STATEMENT.

All entries generated are subject to authorisation and verification and if necessary, adjustments will appear on a later statement.

If you have a complaint or unresolved issue with ANZ's product or service please call our National Feedback Line **1800 805 154** and advise us. Further information in relation to ANZ's dispute resolution process and this product (including details of benefits or fees and charges) is available on request and you can access this information by reviewing the Terms and Conditions, and Fees and Charges brochures which can be found at www.anz.com or by calling **13 13 14**.



ANZ CASH INVESTMENT ACCT STATEMENT

STATEMENT NUMBER 23
16 SEPTEMBER 2021 TO 16 MARCH 2022

MR GIUSEPPE ALGERI
MRS DIANNE WEST
PO BOX 940
COTTESLOE WA 6011

WELCOME TO YOUR ANZ ACCOUNT AT A GLANCE

Account Details

SHARE INVESTING LIMITED
BRILLIANTINI SUPER FUND

Branch Number (BSB)

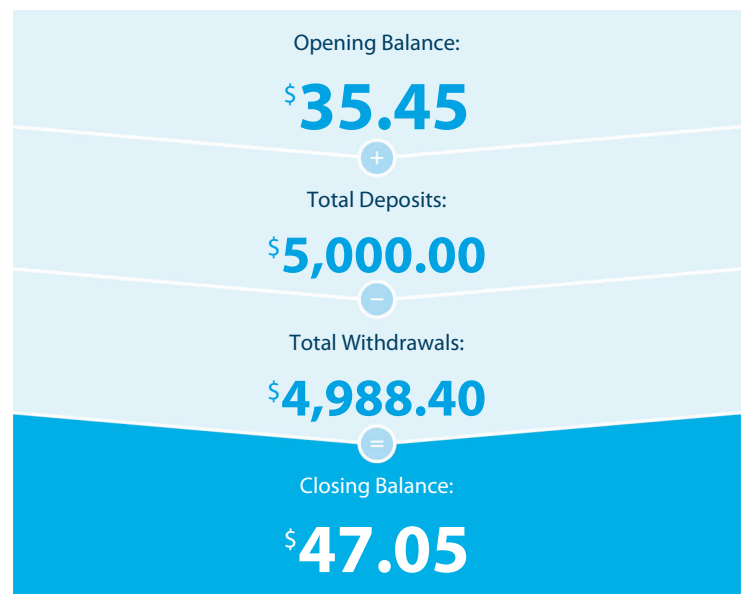
012-012

Account Number

2018-93116

Account Descriptor

TRUST ACCOUNT



NEED TO GET IN TOUCH?



ANZ Internet Banking
anz.com

OR



Enquiries: 133350
Lost/Stolen Cards: 1800 033 844

ANZ CASH INVESTMENT ACCT STATEMENT

Account Number 2018-93116

Transaction Details

Please retain this statement for taxation purposes

Date	Transaction Details	Withdrawals (\$)	Deposits (\$)	Balance (\$)
2021				
16 SEP	OPENING BALANCE			35.45
2022	TRANSFER			
12 JAN	FROM GIUSEPPE ALGERI SUPER FUND ETRADE		5,000.00	5,035.45
17 JAN	SHARE TRADE WITHDRAWAL TO CMC MARKETS STOC C17614687	4,988.40		47.05
TOTALS AT END OF PAGE		\$4,988.40	\$5,000.00	
TOTALS AT END OF PERIOD		\$4,988.40	\$5,000.00	\$47.05

IMPORTANT INFORMATION

PLEASE CHECK THE ENTRIES AND CALL 13 13 14 REGARDING ANY ERRORS ON THIS STATEMENT.

All entries generated are subject to authorisation and verification, and if necessary, adjustments will appear on a later statement.

Further information in relation to this product (including details of benefits or fees and charges) is available on request and you can access this information by reviewing the Terms and Conditions, and Fees and Charges brochures which can be found at anz.com or by calling **13 13 14**.

If you have a complaint about an ANZ product or service, please contact us and we will try to resolve the issue as quickly as possible. Our customer complaints guide is available at <https://www.anz.com.au/support/contact-us/compliments-suggestions-complaints/>, alternatively you may wish to:

- Call us:**
- General enquiries **13 13 14**
 - If you're overseas **+61 3 9683 9999**
 - ANZ Complaint Resolution Team on **1800 805 154**
 - If you're deaf, hard of hearing and/or have a speech impairment, call **133 677** or visit the **National Relay Service** at: <https://nrschat.nrscall.gov.au/nrs/internetrelay>

Write to us: ANZ Complaint Resolution Team
Locked Bag 4050,
South Melbourne VIC 3205
or **ANZ online complaints form:**
<https://www.anz.com.au/support/contact-us/compliments-suggestions-complaints/feedback/>

Visit us: At your nearest ANZ branch.
If you have a Relationship Manager, please feel free to contact them.

If an issue has not been resolved to your satisfaction, you can lodge a complaint with the Australian Financial Complaints Authority (AFCA). AFCA provides fair and independent financial services complaint resolution that is free to consumers.

Call: **1800 931 678** (free call within Australia), or **+61 1800 931 678** (International)
Online: Email: info@afca.org.au
Web: www.afca.org.au

Write to: **Australian Financial Complaints Authority Limited**
GPO Box 3,
Melbourne VIC 3001



ANZ CASH INVESTMENT ACCT STATEMENT

STATEMENT NUMBER 24

16 MARCH 2022 TO 16 SEPTEMBER 2022

MR GIUSEPPE ALGERI
MRS DIANNE WEST
COOGEE BEACH HOLIDAY PARK
168/3 POWELL RD
COOGEE WA 6166

WELCOME TO YOUR ANZ ACCOUNT AT A GLANCE

Account Details

BRILLIANTINI SUPER FUND

Branch Number (BSB)

012-012

Account Number

2018-93116



NEED TO GET IN TOUCH?



ANZ Internet Banking
anz.com

OR



Enquiries: 133350
Lost/Stolen Cards: 1800 033 844

ANZ CASH INVESTMENT ACCT STATEMENT

Account Number 2018-93116

Transaction Details

Please retain this statement for taxation purposes

Date	Transaction Details	Withdrawals (\$)	Deposits (\$)	Balance (\$)
2022				
16 MAR	OPENING BALANCE			47.05
01 AUG	TRANSFER FROM GIUSEPPE ALGERI BRILLIANTINI SUPER		2,500.00	2,547.05
04 AUG	SHARE TRADE WITHDRAWAL TO CMC MARKETS STOC C19880835	2,306.51		240.54
29 AUG	TRANSFER FROM GIUSEPPE ALGERI BRILLIANTINE TRADE		1,250.00	1,490.54
31 AUG	SHARE TRADE WITHDRAWAL TO CMC MARKETS STOC C20167907	1,361.37		129.17
	TOTALS AT END OF PAGE	\$3,667.88	\$3,750.00	
	TOTALS AT END OF PERIOD	\$3,667.88	\$3,750.00	\$129.17

IMPORTANT INFORMATION

PLEASE CHECK THE ENTRIES AND CALL 13 13 14 REGARDING ANY ERRORS ON THIS STATEMENT.

All entries generated are subject to authorisation and verification, and if necessary, adjustments will appear on a later statement.

Further information in relation to this product (including details of benefits or fees and charges) is available on request and you can access this information by reviewing the Terms and Conditions, and Fees and Charges brochures which can be found at anz.com or by calling **13 13 14**.

If you have a complaint about an ANZ product or service, please contact us and we will try to resolve the issue as quickly as possible. Our customer complaints guide is available at <https://www.anz.com.au/support/contact-us/compliments-suggestions-complaints/>, alternatively you may wish to:

- Call us:**
- General enquiries **13 13 14**
 - If you're overseas **+61 3 9683 9999**
 - ANZ Complaint Resolution Team on **1800 805 154**
 - If you're deaf, hard of hearing and/or have a speech impairment, call **133 677** or visit the **National Relay Service** at: <https://nrschat.nrsccall.gov.au/nrs/internetrelay>

- Write to us:** ANZ Complaint Resolution Team
Locked Bag 4050,
South Melbourne VIC 3205
or **ANZ online complaints form:**
<https://www.anz.com.au/support/contact-us/compliments-suggestions-complaints/feedback/>

- Visit us:** At your nearest ANZ branch.
If you have a Relationship Manager, please feel free to contact them.

If an issue has not been resolved to your satisfaction, you can lodge a complaint with the Australian Financial Complaints Authority (AFCA). AFCA provides fair and independent financial services complaint resolution that is free to consumers.

- Call:** **1800 931 678** (free call within Australia), or **+61 1800 931 678** (International)
- Write to:** **Australian Financial Complaints Authority Limited**
GPO Box 3,
Melbourne VIC 3001
- Online:** Email: info@afca.org.au
Web: www.afca.org.au



049

GIUSEPPE ALGERI
 DIANNE WEST
 PO BOX 940
 COTTESLOE WA 6911

Account Number 06 6104 10251185

Statement Period 30 May 2021 - 29 Aug 2021

Closing Balance \$1,138.44 CR

Enquiries 13 1998
 (24 hours a day, 7 days a week)

Business Transaction Account

If this account has an attached overdraft limit or facility which is secured over your primary place of residence or over a residential investment property you should ensure that the property is insured in accordance with the terms and conditions of the mortgage. If you have any queries about your insurance cover you should contact your insurer. Information on property insurance can also be found on www.moneysmart.gov.au. Note, if this account has an attached overdraft limit or facility and we send you a statement every 4 or 6 months, we will update your statement preference to every 3 months as part of changes made to the new Banking Code of Practice from 1 July 2019.

Name: GIUSEPPE ALGERI AND
 DIANNE WEST IN TRUST FOR
 BRILLIANTINI SUPER FUND

Note: Have you checked your statement today? It's easy to find out more information about each of your transactions by logging on to the CommBank App or NetBank. Should you have any questions on fees or see an error please contact us on the details above. Cheque proceeds are available when cleared.

The date of transactions shown here may be different on your other transaction lists (for example, the transaction list that appears on the CommBank app).

Date	Transaction	Debit	Credit	Balance
30 May 2021	OPENING BALANCE			\$59.62 CR
01 Jun	Account Fee	10.00		\$49.62 CR
23 Jun	Direct Credit 128594 PGJEWELLERS W.A Di West SUPER		85.50	\$135.12 CR
24 Jun	Direct Credit 012721 ATO ATO002000014905988		76.90	\$212.02 CR
01 Jul	Account Fee	10.00		\$202.02 CR
13 Jul	Direct Credit 128594 PGJEWELLERS W.A GIUSEPPE SUPER		741.00	\$943.02 CR
01 Aug	Account Fee	10.00		\$933.02 CR
05 Aug	Direct Credit 012721 ATO ATO001000015541283		147.00	\$1,080.02 CR
13 Aug	Direct Credit 128594 PGJEWELLERS W.A Di West SUPER		58.42	\$1,138.44 CR
29 Aug 2021	CLOSING BALANCE			\$1,138.44 CR


Opening balance	-	Total debits	+	Total credits	=	Closing balance
\$59.62 CR		\$30.00		\$1,108.82		\$1,138.44 CR



*# 10300.37319.1.2.ZZ258R3.0303.SL.R3.S912.D242.OV06.00.33

Account Number

06 6104 10251185



Transaction Summary during 1st May 2021 to 31st July 2021

Transaction Type	01 May to 31 May	01 Jun to 30 Jun	01 Jul to 31 Jul	Free	Chargeable	Unit Price	Fee Charged
Staff assisted withdrawals	0	0	0	0	0	\$3.00	\$0.00
Cheques written	0	0	0	0	0	\$3.00	\$0.00
Cheque deposit	0	0	0	0	0	\$3.00	\$0.00
Over the counter deposit	0	0	0	0	0	\$3.00	\$0.00
Quick deposits	0	0	0	0	0	\$3.00	\$0.00
Cheq deposit in quick deposit box	0	0	0	0	0	\$3.00	\$0.00
Total	0	0	0	0	0		\$0.00
Account Fee						\$10.00	\$30.00
Paper Statement Fee						\$2.50	\$0.00

Important Safety Notice: Keeping Your Accounts Safe.

Contact us immediately, anytime, on **13 2221** if you notice any suspicious activity on your account or if you need to report a lost or stolen card.

What to look out for

Other people may make unauthorised transactions on your account by gaining access to your personal information. They commonly gain your personal information by posing as another person or business, or by stealing your passwords. This is usually done by SMS or email phishing, and via telephone scams. This information is then often used to make unauthorised transactions on your accounts.

How can I keep my accounts safe?

Keep your devices, PIN and passwords secure so that nobody can gain access or discover this information.

- Memorise your codes and delete or destroy any record of them.
- If you are waiting for your card in the mail, secure your letterbox at all times.
- Don't tell anyone your passwords or PINs – including family, friends and anyone who claims they are from the bank.
- Don't choose any passwords or PINs which are easily guessed, such as your birthday, name, phone number, or numbers which form a pattern.

Keep your cards and devices safe, take extra care of your online wallets and mobile banking applications.

- Activate and set a PIN on your card as soon as you receive it.
- Regularly check your card is still in your possession.
- Cancel, cut up and securely dispose of any card you no longer use.
- Don't let anyone else register their own thumbprint or other biometrics on your device.
- Don't leave your card unattended when you are in public, including at work.



Has there been an unauthorised transaction on your account?

1. Double check that the transaction was not made by you, or an authorised person on the account.
2. Document the incorrect transaction.
3. Contact the merchant that charged you (most issues can be resolved faster that way).

For more information, visit:

commbank.com.au/support/disputing-a-transaction.html

If the issue is still unresolved, contact us within 30 days of your transaction statement date, and we may be able to exercise our chargeback rights to recover your funds.

Please note: We cannot request a chargeback on BPAY payments because different rules apply (these rules are set out in the ePayments Code).

To find out more about chargebacks, visit:

commbank.com.au/support/faqs/1387.html

Important information: This document is a guideline only. If you don't take reasonable measures to protect your cards and devices, or protect your personal and security information, or prevent others from accessing such information, you may be liable for any unauthorised transactions. Your liability for any losses arising from unauthorised transactions is determined in accordance with the ePayments Code and is set out in your account Terms and Conditions. For a copy visit commbank.com.au. To notify us of any account security issues, simply call 13 2221, 24 hours a day, 7 days a week. HomePath Pty Limited ABN 35 081 986 530 is a wholly owned but non-guaranteed subsidiary of Commonwealth Bank of Australia.



Account Number 06 6104 10251185

Statement Period 30 Aug 2021 - 29 Nov 2021

Closing Balance \$3,361.22 CR

Enquiries 13 1998
 (24 hours a day, 7 days a week)



049

GIUSEPPE ALGERI
 DIANNE WEST
 PO BOX 940
 COTTESLOE WA 6911

Business Transaction Account

If this account has an attached overdraft limit or facility which is secured over your primary place of residence or over a residential investment property you should ensure that the property is insured in accordance with the terms and conditions of the mortgage. If you have any queries about your insurance cover you should contact your insurer. Information on property insurance can also be found on www.moneysmart.gov.au. Note, if this account has an attached overdraft limit or facility and we send you a statement every 4 or 6 months, we will update your statement preference to every 3 months as part of changes made to the new Banking Code of Practice from 1 July 2019.

Name: GIUSEPPE ALGERI AND
 DIANNE WEST IN TRUST FOR
 BRILLIANTINI SUPER FUND

Note: Have you checked your statement today? It's easy to find out more information about each of your transactions by logging on to the CommBank App or NetBank. Should you have any questions on fees or see an error please contact us on the details above. Cheque proceeds are available when cleared.

The date of transactions shown here may be different on your other transaction lists (for example, the transaction list that appears on the CommBank app).


Date	Transaction	Debit	Credit	Balance
30 Aug 2021	OPENING BALANCE			\$1,138.44 CR
01 Sep	Account Fee	10.00		\$1,128.44 CR
03 Sep	Direct Credit 128594 PGJEWELLERS W.A Di West SUPER		52.27	\$1,180.71 CR
03 Sep	Direct Credit 128594 PGJEWELLERS W.A GIUSEPPE SUPER		592.80	\$1,773.51 CR
08 Sep	TAX OFFICE PAYMENTS NetBank BPAY 75556 552009186573373055 BRILLIANTINI SUPE	76.90		\$1,696.61 CR
20 Sep	Direct Credit 128594 PGJEWELLERS W.A GIUSEPPE SUPER		776.40	\$2,473.01 CR
20 Sep	Direct Credit 128594 PGJEWELLERS W.A Di West SUPER		104.27	\$2,577.28 CR
01 Oct	Account Fee	10.00		\$2,567.28 CR
08 Oct	Direct Credit 128594 PGJEWELLERS W.A GIUSEPPE SUPER		640.00	\$3,207.28 CR
11 Oct	TAX OFFICE PAYMENTS NetBank BPAY 75556 451843870397360 Brilliantini Super	238.00		\$2,969.28 CR
28 Oct	Direct Credit 128594 PGJEWELLERS W.A DIANNE SUPER		77.94	\$3,047.22 CR



*# 10748.33463.1.1.ZZ258R3.0303.SL.R3.S911.D333.OV06.00.34

Account Number

06 6104 10251185



Date	Transaction	Debit	Credit	Balance			
01 Nov	Account Fee	10.00		\$3,037.22 CR			
03 Nov	TAX OFFICE PAYMENTS NetBank BPAY 75556 451843870397360 BRILLIANTINI SUP	476.00		\$2,561.22 CR			
08 Nov	Direct Credit 128594 PGJEWELLERS W.A GIUSEPPE SUPER		800.00	\$3,361.22 CR			
29 Nov 2021	CLOSING BALANCE			\$3,361.22 CR			
Opening balance		-	Total debits	+	Total credits	=	Closing balance
\$1,138.44 CR			\$820.90		\$3,043.68		\$3,361.22 CR

Transaction Summary during 1st August 2021 to 31st October 2021

Transaction Type	01 Aug to 31 Aug	01 Sep to 30 Sep	01 Oct to 31 Oct	Free	Chargeable	Unit Price	Fee Charged
Staff assisted withdrawals	0	0	0	0	0	\$3.00	\$0.00
Cheques written	0	0	0	0	0	\$3.00	\$0.00
Cheque deposit	0	0	0	0	0	\$3.00	\$0.00
Over the counter deposit	0	0	0	0	0	\$3.00	\$0.00
Quick deposits	0	0	0	0	0	\$3.00	\$0.00
Cheq deposit in quick deposit box	0	0	0	0	0	\$3.00	\$0.00
Total	0	0	0	0	0		\$0.00
Account Fee						\$10.00	\$30.00
Paper Statement Fee						\$2.50	\$0.00

Important Information:

We try to get things right the first time – but if we don't, we'll do what we can to fix it.

You can fix most problems simply by contacting us.

Write to: CBA Group Customer Relations, Reply Paid 41, Sydney NSW 2001

Tell us online: commbank.com.au/support/compliments-and-complaints.html

Call: 1800 805 605 (free call)

You can also contact the Australian Financial Complaints Authority, AFCA, an independent external dispute resolution body approved by ASIC - time limits may apply, visit AFCA, afca.org.au, website for more information.

Write to: Australian Financial Complaints Authority, GPO Box 3, Melbourne VIC 3001

Email: info@afca.org.au

Call: 1800 931 678, free call Monday to Friday 9am– 5pm, AEST



049

GIUSEPPE ALGERI
 DIANNE WEST
 PO BOX 940
 COTTESLOE WA 6911

Account Number 06 6104 10251185

Statement Period 30 Nov 2021 - 28 Feb 2022

Closing Balance \$648.78 CR

Enquiries 13 1998
 (24 hours a day, 7 days a week)

Business Transaction Account

If this account has an attached overdraft limit or facility which is secured over your primary place of residence or over a residential investment property you should ensure that the property is insured in accordance with the terms and conditions of the mortgage. If you have any queries about your insurance cover you should contact your insurer. Information on property insurance can also be found on www.moneysmart.gov.au. Note, if this account has an attached overdraft limit or facility and we send you a statement every 4 or 6 months, we will update your statement preference to every 3 months as part of changes made to the new Banking Code of Practice from 1 July 2019.

Name: GIUSEPPE ALGERI AND
 DIANNE WEST IN TRUST FOR
 BRILLIANTINI SUPER FUND


Note: Have you checked your statement today? It's easy to find out more information about each of your transactions by logging on to the CommBank App or NetBank. Should you have any questions on fees or see an error please contact us on the details above. Cheque proceeds are available when cleared.

The date of transactions shown here may be different on your other transaction lists (for example, the transaction list that appears on the CommBank app).

Date	Transaction	Debit	Credit	Balance
30 Nov 2021	OPENING BALANCE			\$3,361.22 CR
01 Dec	Account Fee	10.00		\$3,351.22 CR
16 Dec	Direct Credit 128594 PGJEWELLERS W.A Dianne Super		107.69	\$3,458.91 CR
16 Dec	Direct Credit 128594 PGJEWELLERS W.A GIUSEPPE SUPER		480.00	\$3,938.91 CR
01 Jan	Account Fee	10.00		\$3,928.91 CR
10 Jan	Direct Credit 128594 PGJEWELLERS W.A GIUSEPPE SUPER		800.00	\$4,728.91 CR
10 Jan	Direct Credit 128594 PGJEWELLERS W.A Di Super		162.97	\$4,891.88 CR
10 Jan	Direct Credit 128594 PGJEWELLERS W.A GIUSEPPE SUPER		640.00	\$5,531.88 CR
10 Jan	Direct Credit 128594 PGJEWELLERS W.A GIUSEPPE SUPER		241.35	\$5,773.23 CR
12 Jan	TAX OFFICE PAYMENTS NetBank BPAY 75556 451843870397360 Brilliantini Supe	238.00		\$5,535.23 CR
12 Jan	Transfer To Brilliantini Super Fund NetBank Super fund etrade trading bri...	5,000.00		\$535.23 CR



*# 8197.16268.1.1 ZZZ258R3 0303 SL_R3 S913.D059.O V06.00.35



Date	Transaction	Debit	Credit	Balance			
01 Feb	Account Fee	10.00		\$525.23 CR			
18 Feb	Transfer to other Bank NetBank deposit wrong act	8.71		\$516.52 CR			
21 Feb	Direct Credit 128594 PGJEWELLERS W.A GIUSEPPE SUPER		132.26	\$648.78 CR			
28 Feb 2022	CLOSING BALANCE			\$648.78 CR			
Opening balance		-	Total debits	+	Total credits	=	Closing balance
\$3,361.22 CR			\$5,276.71		\$2,564.27		\$648.78 CR

Transaction Summary during 1st November 2021 to 31st January 2022

Transaction Type	01 Nov to 30 Nov	01 Dec to 31 Dec	01 Jan to 31 Jan	Free	Chargeable	Unit Price	Fee Charged
Staff assisted withdrawals	0	0	0	0	0	\$3.00	\$0.00
Cheques written	0	0	0	0	0	\$3.00	\$0.00
Cheque deposit	0	0	0	0	0	\$3.00	\$0.00
Over the counter deposit	0	0	0	0	0	\$3.00	\$0.00
Quick deposits	0	0	0	0	0	\$3.00	\$0.00
Cheq deposit in quick deposit box	0	0	0	0	0	\$3.00	\$0.00
Total	0	0	0	0	0		\$0.00
Account Fee						\$10.00	\$30.00
Paper Statement Fee						\$2.50	\$0.00

Important Information:

We try to get things right the first time – but if we don't, we'll do what we can to fix it.

You can fix most problems simply by contacting us.

Write to: CBA Group Customer Relations, Reply Paid 41, Sydney NSW 2001

Tell us online: commbank.com.au/support/compliments-and-complaints.html

Call: 1800 805 605 (free call)

You can also contact the Australian Financial Complaints Authority, AFCA, an independent external dispute resolution body approved by ASIC - time limits may apply, visit AFCA, afca.org.au, website for more information.

Write to: Australian Financial Complaints Authority, GPO Box 3, Melbourne VIC 3001

Email: info@afca.org.au

Call: 1800 931 678, free call Monday to Friday 9am– 5pm, AEST



049

GIUSEPPE ALGERI
 DIANNE WEST
 PO BOX 940
 COTTESLOE WA 6911

Account Number 06 6104 10251185

Statement Period 1 Mar 2022 - 29 May 2022

Closing Balance \$143.52 CR

Enquiries 13 1998
 (24 hours a day, 7 days a week)

Business Transaction Account

If this account has an attached overdraft limit or facility which is secured over your primary place of residence or over a residential investment property you should ensure that the property is insured in accordance with the terms and conditions of the mortgage. If you have any queries about your insurance cover you should contact your insurer. Information on property insurance can also be found on www.moneysmart.gov.au. Note, if this account has an attached overdraft limit or facility and we send you a statement every 4 or 6 months, we will update your statement preference to every 3 months as part of changes made to the new Banking Code of Practice from 1 July 2019.

Name: GIUSEPPE ALGERI AND
 DIANNE WEST IN TRUST FOR
 BRILLIANTINI SUPER FUND

Note: Have you checked your statement today? It's easy to find out more information about each of your transactions by logging on to the CommBank App or NetBank. Should you have any questions on fees or see an error please contact us on the details above. Cheque proceeds are available when cleared.

The date of transactions shown here may be different on your other transaction lists (for example, the transaction list that appears on the CommBank app).


Date	Transaction	Debit	Credit	Balance
01 Mar	2022 OPENING BALANCE			\$648.78 CR
01 Mar	Account Fee	10.00		\$638.78 CR
01 Apr	Account Fee	10.00		\$628.78 CR
01 Apr	Direct Credit 128594 PGJEWELLERS W.A GIUSEPPE SUPER		670.00	\$1,298.78 CR
06 Apr	Transfer To SuperHelp Australia NetBank Brilliantini Super Fund	1,200.00		\$98.78 CR
14 Apr	Direct Credit 128594 PGJEWELLERS W.A Di West SUPER		109.16	\$207.94 CR
27 Apr	Direct Credit 128594 PGJEWELLERS W.A Dianne West Super		116.64	\$324.58 CR
01 May	Account Fee	10.00		\$314.58 CR
25 May	TAX OFFICE PAYMENTS NetBank BPAY 75556 451843870397360 brilliantini ato	238.00		\$76.58 CR



3315.11333.1.1 ZZZ258R3 0303SL_R3.S913.D150.O.V06.00.35

Account Number

06 6104 10251185



Date	Transaction	Debit	Credit	Balance			
27 May	Direct Credit 012721 ATO ATO009000016205145		66.94	\$143.52 CR			
29 May	2022 CLOSING BALANCE			\$143.52 CR			
	Opening balance	-	Total debits	+	Total credits	=	Closing balance
	\$648.78 CR		\$1,468.00		\$962.74		\$143.52 CR

Transaction Summary during 1st February 2022 to 30th April 2022

Transaction Type	01 Feb to 28 Feb	01 Mar to 31 Mar	01 Apr to 30 Apr	Free	Chargeable	Unit Price	Fee Charged
Staff assisted withdrawals	0	0	0	0	0	\$3.00	\$0.00
Cheques written	0	0	0	0	0	\$3.00	\$0.00
Cheque deposit	0	0	0	0	0	\$3.00	\$0.00
Over the counter deposit	0	0	0	0	0	\$3.00	\$0.00
Quick deposits	0	0	0	0	0	\$3.00	\$0.00
Cheq deposit in quick deposit box	0	0	0	0	0	\$3.00	\$0.00
Total	0	0	0	0	0		\$0.00
Account Fee						\$10.00	\$30.00
Paper Statement Fee						\$2.50	\$0.00

Important Information:

We try to get things right the first time – but if we don't, we'll do what we can to fix it.

You can fix most problems simply by contacting us.

Write to: CBA Group Customer Relations, Reply Paid 41, Sydney NSW 2001

Tell us online: commbank.com.au/support/compliments-and-complaints.html

Call: 1800 805 605 (free call)

You can also contact the Australian Financial Complaints Authority, AFCA, an independent external dispute resolution body approved by ASIC - time limits may apply, visit AFCA, afca.org.au, website for more information.

Write to: Australian Financial Complaints Authority, GPO Box 3, Melbourne VIC 3001

Email: info@afca.org.au

Call: 1800 931 678, free call Monday to Friday 9am– 5pm, AEST



049

GIUSEPPE ALGERI
 DIANNE WEST
 PO BOX 940
 COTTESLOE WA 6911

Account Number 06 6104 10251185

Statement Period 30 May 2022 - 29 Aug 2022

Closing Balance \$39.87 CR

Enquiries 13 1998
 (24 hours a day, 7 days a week)

Business Transaction Account

If this account has an attached overdraft limit or facility which is secured over your primary place of residence or over a residential investment property you should ensure that the property is insured in accordance with the terms and conditions of the mortgage. If you have any queries about your insurance cover you should contact your insurer. Information on property insurance can also be found on www.moneysmart.gov.au. Note, if this account has an attached overdraft limit or facility and we send you a statement every 4 or 6 months, we will update your statement preference to every 3 months as part of changes made to the new Banking Code of Practice from 1 July 2019.

Name: GIUSEPPE ALGERI AND
 DIANNE WEST IN TRUST FOR
 BRILLIANTINI SUPER FUND

Note: Have you checked your statement today? It's easy to find out more information about each of your transactions by logging on to the CommBank App or NetBank. Should you have any questions on fees or see an error please contact us on the details above. Cheque proceeds are available when cleared.

The date of transactions shown here may be different on your other transaction lists (for example, the transaction list that appears on the CommBank app).


Date	Transaction	Debit	Credit	Balance
30 May 2022	OPENING BALANCE			\$143.52 CR
01 Jun	Account Fee	10.00		\$133.52 CR
23 Jun	Direct Credit 012721 ATO ATO001100015904986		108.25	\$241.77 CR
27 Jun	Direct Credit 128594 PGJEWELLERS W.A Di West SUPER		79.50	\$321.27 CR
28 Jun	Direct Credit 128594 PGJEWELLERS W.A GIUSEPPE SUPER		1,360.00	\$1,681.27 CR
30 Jun	Direct Credit 128594 PGJEWELLERS W.A GIUSEPPE SUPER		680.00	\$2,361.27 CR
01 Jul	Account Fee	10.00		\$2,351.27 CR
01 Jul	TAX OFFICE PAYMENTS NetBank BPAY 75556 451843870397360 ATO Brilliantini S	27.00		\$2,324.27 CR
20 Jul	Direct Credit 128594 PGJEWELLERS W.A Dianne West Super		35.36	\$2,359.63 CR
20 Jul	Direct Credit 128594 PGJEWELLERS W.A GIUSEPPE SUPER		510.00	\$2,869.63 CR
31 Jul	Transfer To Brilliantini Super Fund NetBank Save	2,500.00		\$369.63 CR



*# 6369.20465.1.2.ZZ258R3.0303.SL.R3.S913.D241.O.V06.00.35

Account Number

06 6104 10251185



Date	Transaction	Debit	Credit	Balance			
01 Aug	Account Fee	10.00		\$359.63 CR			
22 Aug	Direct Credit 128594 PGJEWELLERS W.A Dianne West Super		80.24	\$439.87 CR			
22 Aug	Direct Credit 128594 PGJEWELLERS W.A GIUSEPPE SUPER		850.00	\$1,289.87 CR			
28 Aug	Transfer To Brilliantini Super Fund NetBank Save	1,250.00		\$39.87 CR			
29 Aug	2022 CLOSING BALANCE			\$39.87 CR			
Opening balance		-	Total debits	+	Total credits	=	Closing balance
\$143.52 CR			\$3,807.00		\$3,703.35		\$39.87 CR

Transaction Summary during 1st May 2022 to 31st July 2022

Transaction Type	01 May to 31 May	01 Jun to 30 Jun	01 Jul to 31 Jul	Free	Chargeable	Unit Price	Fee Charged
Staff assisted withdrawals	0	0	0	0	0	\$3.00	\$0.00
Cheques written	0	0	0	0	0	\$3.00	\$0.00
Cheque deposit	0	0	0	0	0	\$3.00	\$0.00
Over the counter deposit	0	0	0	0	0	\$3.00	\$0.00
Quick deposits	0	0	0	0	0	\$3.00	\$0.00
Cheq deposit in quick deposit box	0	0	0	0	0	\$3.00	\$0.00
Total	0	0	0	0	0		\$0.00
Account Fee						\$10.00	\$30.00
Paper Statement Fee						\$2.50	\$0.00

Important Information:

We try to get things right the first time – but if we don't, we'll do what we can to fix it.

You can fix most problems simply by contacting us.

Write to: CBA Group Customer Relations, Reply Paid 41, Sydney NSW 2001

Tell us online: commbank.com.au/support/compliments-and-complaints.html

Call: 1800 805 605 (free call)

You can also contact the Australian Financial Complaints Authority, AFCA, an independent external dispute resolution body approved by ASIC - time limits may apply, visit AFCA, afca.org.au, website for more information.

Write to: Australian Financial Complaints Authority, GPO Box 3, Melbourne VIC 3001

Email: info@afca.org.au

Call: 1800 931 678, free call Monday to Friday 9am– 5pm, AEST

Important Safety Notice: Keeping Your Accounts Safe.

Contact us immediately, anytime, on **13 2221** if you notice any suspicious activity on your account or if you need to report a lost or stolen card.

What to look out for

Other people may make unauthorised transactions on your account by gaining access to your personal information. They commonly gain your personal information by posing as another person or business, or by stealing your passwords. This is usually done by SMS or email phishing, and via telephone scams. This information is then often used to make unauthorised transactions on your accounts.

How can I keep my accounts safe?

Keep your devices, PIN and passwords secure so that nobody can gain access or discover this information.

- Memorise your codes and delete or destroy any record of them.
- If you are waiting for your card in the mail, secure your letterbox at all times.
- Don't tell anyone your passwords or PINs – including family, friends and anyone who claims they are from the bank.
- Don't choose any passwords or PINs which are easily guessed, such as your birthday, name, phone number, or numbers which form a pattern.

Keep your cards and devices safe, take extra care of your online wallets and mobile banking applications.

- Activate and set a PIN on your card as soon as you receive it.
- Regularly check your card is still in your possession.
- Cancel, cut up and securely dispose of any card you no longer use.
- Don't let anyone else register their own thumbprint or other biometrics on your device.
- Don't leave your card unattended when you are in public, including at work.



Has there been an unauthorised transaction on your account?

1. Double check that the transaction was not made by you, or an authorised person on the account.
2. Document the incorrect transaction.
3. Contact the merchant that charged you (most issues can be resolved faster that way).

For more information, visit:

commbank.com.au/support/disputing-a-transaction.html

If the issue is still unresolved, contact us within 30 days of your transaction statement date, and we may be able to exercise our chargeback rights to recover your funds.

Please note: We cannot request a chargeback on BPAY payments because different rules apply (these rules are set out in the ePayments Code).

To find out more about chargebacks, visit:

commbank.com.au/support/faqs/1387.html

Important information: This document is a guideline only. If you don't take reasonable measures to protect your cards and devices, or protect your personal and security information, or prevent others from accessing such information, you may be liable for any unauthorised transactions. Your liability for any losses arising from unauthorised transactions is determined in accordance with the ePayments Code and is set out in your account Terms and Conditions. For a copy visit commbank.com.au. To notify us of any account security issues, simply call 13 2221, 24 hours a day, 7 days a week. HomePath Pty Limited ABN 35 081 986 530 is a wholly owned but non-guaranteed subsidiary of Commonwealth Bank of Australia.

61800 - Distributions Receivable

2022 Financial Year

Preparer Shelley Lian

Reviewer Steven Lee

Status Completed

Account Code	Description	CY Balance	LY Balance	Change
MGF.AX	Magellan Global Fund.	\$77.31	\$25.77	200%
MGG.AX	Magellan Global Trust	\$72.65	\$72.65	0%
NDQ.AX1	Betashares Nasdaq 100 Etf	\$205.65	\$119.81	71.65%
TOTAL		CY Balance	LY Balance	
		\$355.61	\$218.23	

Supporting Documents

○ General Ledger [Report](#)

Standard Checklist

Review aging of amounts receivable and comment on any delay in payment

BRILLIANTINI SUPER FUND

General Ledger

As at 30 June 2022

Transaction Date	Description	Units	Debit	Credit	Balance \$
Distributions Receivable (61800)					
<u>Magellan Global Fund. (MGF.AX)</u>					
01/07/2021	Opening Balance				25.77 DR
30/06/2022	Dividends withheld		25.77		51.54 DR
30/06/2022	2022 dist receivable		25.77		77.31 DR
			51.54		77.31 DR
<u>Magellan Global Trust (MGG.AX)</u>					
01/07/2021	Opening Balance				72.65 DR
					72.65 DR
<u>Betashares Nasdaq 100 Etf (NDQ.AX1)</u>					
01/07/2021	Opening Balance				119.81 DR
30/06/2022	Dividends withheld		119.81		239.62 DR
30/06/2022	2022 dist receivable		85.84		325.46 DR
			205.65		325.46 DR
Total Debits:	257.19				
Total Credits:	0.00				

62000 - Dividends Receivable

2022 Financial Year

Preparer Shelley Lian

Reviewer Steven Lee

Status Completed

Account Code	Description	CY Balance	LY Balance	Change
AMI.AX	Aurelia Metals Limited	\$14.00	\$14.00	0%
BVS.AX	Bravura Solutions Limited.	\$24.85	\$15.93	55.99%
TOTAL		CY Balance	LY Balance	
		\$38.85	\$29.93	

Supporting Documents

◦ General Ledger [Report](#)

Standard Checklist

Review aging of amounts receivable and comment on any delay in payment

BRILLIANTINI SUPER FUND

General Ledger

As at 30 June 2022

Transaction Date	Description	Units	Debit	Credit	Balance \$
Dividends Receivable (62000)					
<u>Aurelia Metals Limited (AMI.AX)</u>					
01/07/2021	Opening Balance				14.00 DR
					14.00 DR
<u>Bravura Solutions Limited. (BVS.AX)</u>					
01/07/2021	Opening Balance				15.93 DR
30/06/2022	Dividends withheld		8.92		24.85 DR
			8.92		24.85 DR
Total Debits:			8.92		
Total Credits:				0.00	

68000 - Sundry Debtors

2022 Financial Year

Preparer Shelley Lian

Reviewer Steven Lee

Status Completed

Account Code	Description	CY Balance	LY Balance	Change
68000	Sundry Debtors	\$913.00	\$410.00	122.68%
TOTAL		CY Balance	LY Balance	
		\$913.00	\$410.00	

Supporting Documents

- General Ledger [Report](#)
- ATO Integrated Account.pdf

Standard Checklist

- Match to Source Documentation

BRILLIANTINI SUPER FUND

General Ledger

As at 30 June 2022

Transaction Date	Description	Units	Debit	Credit	Balance \$
Sundry Debtors (68000)					
<u>Sundry Debtors (68000)</u>					
01/07/2021	Opening Balance				410.00 DR
30/06/2022	reallocation of balance		503.00		913.00 DR
			503.00		913.00 DR

Total Debits: 503.00

Total Credits: 0.00



Australian Government
Australian Taxation Office

Agent SUPERHELP AUSTRALIA PTY LTD
Client THE TRUSTEE FOR BRILLIANTINI
SUPER FUND
ABN 45 184 387 039
TFN 918 657 337

Activity statement 001

Date generated	13 January 2023
Overdue	\$0.00
Not yet due	\$0.00
Balance	\$537.00 CR

Transactions

26 results found - from **13 January 2021** to **13 January 2023** sorted by **processed date** ordered **newest to oldest**

Processed date	Effective date	Description	Debit (DR)	Credit (CR)	Balance
4 Nov 2022	3 Nov 2022	Payment received		\$250.00	\$537.00 CR
30 Oct 2022	28 Oct 2022	Original Activity Statement for the period ending 30 Sep 22 - PAYG Instalments	\$189.00		\$287.00 CR
31 Jul 2022	28 Jul 2022	Original Activity Statement for the period ending 30 Jun 22 - PAYG Instalments	\$27.00		\$476.00 CR
4 Jul 2022	1 Jul 2022	Payment received		\$27.00	\$503.00 CR
26 May 2022	25 May 2022	Payment received		\$238.00	\$476.00 CR
1 May 2022	28 Apr 2022	Original Activity Statement for the period ending 31 Mar 22 - PAYG Instalments	\$238.00		\$238.00 CR
7 Mar 2022	28 Feb 2022	Original Activity Statement for the period ending 31 Dec 21 - PAYG Instalments	\$238.00		\$476.00 CR
14 Jan 2022	13 Jan 2022	Payment received		\$238.00	\$714.00 CR
4 Nov 2021	3 Nov 2021	Payment received		\$476.00	\$476.00 CR
1 Nov 2021	1 Apr 2021	General interest charge			\$0.00

Processed date	Effective date	Description	Debit (DR)	Credit (CR)	Balance
1 Nov 2021	24 Mar 2021	Credit transfer received from Income Tax Account		\$147.00	\$0.00
31 Oct 2021	31 Oct 2021	General interest charge			\$147.00 DR
31 Oct 2021	28 Oct 2021	Original Activity Statement for the period ending 30 Sep 21 - PAYG Instalments	\$238.00		\$147.00 DR
12 Oct 2021	12 Oct 2021	General interest charge			\$91.00 CR
12 Oct 2021	11 Oct 2021	Payment received		\$238.00	\$91.00 CR
1 Aug 2021	1 Aug 2021	General interest charge			\$147.00 DR
1 Aug 2021	28 Jul 2021	Original Activity Statement for the period ending 30 Jun 21 - PAYG Instalments	\$238.00		\$147.00 DR
18 May 2021	18 May 2021	General interest charge			\$91.00 CR
18 May 2021	17 May 2021	Payment received		\$500.00	\$91.00 CR
3 May 2021	3 May 2021	General interest charge			\$409.00 DR
2 May 2021	28 Apr 2021	Original Activity Statement for the period ending 31 Mar 21 - PAYG Instalments	\$306.00		\$409.00 DR
8 Mar 2021	8 Mar 2021	General interest charge			\$103.00 DR
7 Mar 2021	2 Mar 2021	Original Activity Statement for the period ending 31 Dec 20 - PAYG Instalments	\$205.00		\$103.00 DR
19 Feb 2021	19 Feb 2021	General interest charge			\$102.00 CR
19 Feb 2021	18 Feb 2021	Payment received		\$205.00	\$102.00 CR
1 Feb 2021	1 Feb 2021	General interest charge			\$103.00 DR

72300 - Derivatives (Options, Hybrids, Future Contracts)

2022 Financial Year

Preparer Shelley Lian

Reviewer Steven Lee

Status Completed

Account Code	Description	CY Units	CY Balance	LY Units	LY Balance	Change
MGFO.AX	Magellan Global Fund.	352.000000	\$1.76	352.000000	\$9.86	(82.15)%
TOTAL		CY Units	CY Balance	LY Units	LY Balance	
		352.000000	\$1.76	352.000000	\$9.86	

Supporting Documents

- Investment Movement Report [Report](#)

Standard Checklist

- Attach Investment Movement Report
- Attach relevant Statements and Source Documentation
- Ensure all Investments are valued correctly at June 30
- Ensure the investment is in accordance with the fund's investment strategy
- Ensure the investment is in accordance with the SIS Act

BRILLIANTINI SUPER FUND

Investment Movement Report

As at 30 June 2022

Investment	Opening Balance		Additions		Disposals			Closing Balance		
	Units	Cost	Units	Cost	Units	Cost	Accounting Profit/(Loss)	Units	Cost	Market Value
Bank Accounts										
ANZ Cash Investment Account 2018-93116		35.45		5,000.00		(4,988.40)			47.05	47.05
CBA Business Transaction Account 10251185		212.02		9,744.86		(7,595.61)			2,361.27	2,361.27
		247.47		14,744.86		(12,584.01)			2,408.32	2,408.32
Derivatives (Options, Hybrids, Future Contracts)										
MGFO.AX - Magellan Global Fund (OPTION EXPIRING 16-APR-2027)	352.00	0.00						352.00	0.00	1.76
		0.00							0.00	1.76
Shares in Listed Companies (Australian)										
AMI.AX - Aurelia Metals Limited	1,400.00	1,188.95						1,400.00	1,188.95	357.00
ABB.AX - Aussie Broadband Limited			1,086.00	4,988.40				1,086.00	4,988.40	3,594.66
AVH.AX - Avita Medical Inc.	295.00	2,830.99						295.00	2,830.99	410.05
BRN.AX - Brainchip Holdings Ltd	3,864.00	1,382.01						3,864.00	1,382.01	3,091.20
BVS.AX - Bravura Solutions Limited.	92.00	520.43						92.00	520.43	130.18
LPD.AX - Lepidico Ltd	519.00	1,094.28						519.00	1,094.28	13.49

BRILLIANTINI SUPER FUND
Investment Movement Report

As at 30 June 2022

Investment	Opening Balance		Additions		Disposals			Closing Balance		Market Value
	Units	Cost	Units	Cost	Units	Cost	Accounting Profit/(Loss)	Units	Cost	
MYX.AX - Mayne Pharma Group Limited	2,220.00	2,404.50						2,220.00	2,404.50	555.00
NAN.AX - Nanosonics Limited	1,296.00	4,364.98						1,296.00	4,364.98	4,354.56
PNV.AX - Polynovo Limited	616.00	1,479.87						616.00	1,479.87	834.68
VMY.AX - Vimy Resources Limited	180.00	111.12						180.00	111.12	28.80
		15,377.13		4,988.40					20,365.53	13,369.62
Units in Listed Unit Trusts (Australian)										
NDQ.AX1 - Betashares Nasdaq 100 Etf	102.00	2,994.27						102.00	2,994.27	2,724.42
MGF.AX - Magellan Global Fund.	704.00	1,251.95						704.00	1,251.95	943.36
		4,246.22							4,246.22	3,667.78
		19,870.82		19,733.26		(12,584.01)			27,020.07	19,447.48

77600 - Shares in Listed Companies (Australian)

2022 Financial Year

Preparer Shelley Lian

Reviewer Steven Lee

Status Completed

Account Code	Description	CY Units	CY Balance	LY Units	LY Balance	Change
ABB.AX	Aussie Broadband Limited	1086.000000	\$3,594.66			100%
AMI.AX	Aurelia Metals Limited	1400.000000	\$357.00	1400.000000	\$574.00	(37.8)%
AVH.AX	Avita Medical Inc.	295.000000	\$410.05	295.000000	\$1,542.85	(73.42)%
BRN.AX	Brainchip Holdings Ltd	3864.000000	\$3,091.20	3864.000000	\$1,893.36	63.27%
BVS.AX	Bravura Solutions Limited.	92.000000	\$130.18	92.000000	\$322.92	(59.69)%
LPD.AX	Lepidico Ltd	519.000000	\$13.49	519.000000	\$5.19	159.92%
MYX.AX	Mayne Pharma Group Limited	2220.000000	\$555.00	2220.000000	\$710.40	(21.88)%
NAN.AX	Nanosonics Limited	1296.000000	\$4,354.56	1296.000000	\$7,607.52	(42.76)%
PNV.AX	Polynovo Limited	616.000000	\$834.68	616.000000	\$1,737.12	(51.95)%
VMY.AX	Vimy Resources Limited	180.000000	\$28.80	180.000000	\$21.60	33.33%
TOTAL		CY Units	CY Balance	LY Units	LY Balance	
		11568.000000	\$13,369.62	10482.000000	\$14,414.96	

Supporting Documents

- [Investment Movement Report Report](#)
- [Balance Review Report Report](#)
- [PortfolioReport-1249874-202302281425.pdf](#)

Standard Checklist

- Attach Balance Review Report
- Attach copies of HIN/SRN or Chess Statements, Broker Statements, Contract Notes Corporate Action documentation and any other relevant Source Documentation
- Attach Investment Movement Report
- Ensure all Investments are valued correctly at June 30
- Ensure the investment is in accordance with the Fund's investment strategy

BRILLIANTINI SUPER FUND

Balance Review Report

As at 30 June 2022

Investment Code	Investment Name	Holding Reference	Third Party Data			BGL Ledger	Variance
			Data Feed Provider	Balance Date	Balance Amount	Balance	
60400	Bank Accounts						
ANZ201893116	ANZ Cash Investment Account 2018-93116					47.05	
CBA10251185	CBA Business Transaction Account 10251185					2,361.27	
72300	Derivatives (Options, Hybrids, Future Contracts)						
MGFO.AX	Magellan Global Fund (OPTION EXPIRING 16-APR-2027)					352.0000	
77600	Shares in Listed Companies (Australian)						
AMI.AX	Aurelia Metals Limited				Verify	1,400.0000	1,400.0000
ABB.AX	Aussie Broadband Limited				Setup	1,086.0000	1,086.0000
AVH.AX	Avita Medical Inc.				Setup	295.0000	295.0000
BRN.AX	Brainchip Holdings Ltd				Setup	3,864.0000	3,864.0000
BVS.AX	Bravura Solutions Limited.				Setup	92.0000	92.0000
LPD.AX	Lepidico Ltd				Verify	519.0000	519.0000
MYX.AX	Mayne Pharma Group Limited				Setup	2,220.0000	2,220.0000
NAN.AX	Nanosonics Limited				Setup	1,296.0000	1,296.0000
PNV.AX	Polynovo Limited				Setup	616.0000	616.0000
VMY.AX	Vimy Resources Limited				Verify	180.0000	180.0000
78200	Units in Listed Unit Trusts (Australian)						
NDQ.AX	Betashares Nasdaq 100 Etf				Setup	102.0000	102.0000
MGF.AX	Magellan Global Fund.					704.0000	

BRILLIANTINI SUPER FUND
Investment Movement Report

As at 30 June 2022

Investment	Opening Balance		Additions		Disposals			Closing Balance		
	Units	Cost	Units	Cost	Units	Cost	Accounting Profit/(Loss)	Units	Cost	Market Value
Bank Accounts										
ANZ Cash Investment Account 2018-93116		35.45		5,000.00		(4,988.40)			47.05	47.05
CBA Business Transaction Account 10251185		212.02		9,744.86		(7,595.61)			2,361.27	2,361.27
		247.47		14,744.86		(12,584.01)			2,408.32	2,408.32
Derivatives (Options, Hybrids, Future Contracts)										
MGFO.AX - Magellan Global Fund (OPTION EXPIRING 16-APR-2027)	352.00	0.00						352.00	0.00	1.76
		0.00							0.00	1.76
Shares in Listed Companies (Australian)										
AMI.AX - Aurelia Metals Limited	1,400.00	1,188.95						1,400.00	1,188.95	357.00
ABB.AX - Aussie Broadband Limited			1,086.00	4,988.40				1,086.00	4,988.40	3,594.66
AVH.AX - Avita Medical Inc.	295.00	2,830.99						295.00	2,830.99	410.05
BRN.AX - Brainchip Holdings Ltd	3,864.00	1,382.01						3,864.00	1,382.01	3,091.20
BVS.AX - Bravura Solutions Limited.	92.00	520.43						92.00	520.43	130.18
LPD.AX - Lepidico Ltd	519.00	1,094.28						519.00	1,094.28	13.49

BRILLIANTINI SUPER FUND
Investment Movement Report

As at 30 June 2022

Investment	Opening Balance		Additions		Disposals			Closing Balance		Market Value
	Units	Cost	Units	Cost	Units	Cost	Accounting Profit/(Loss)	Units	Cost	
MYX.AX - Mayne Pharma Group Limited	2,220.00	2,404.50						2,220.00	2,404.50	555.00
NAN.AX - Nanosonics Limited	1,296.00	4,364.98						1,296.00	4,364.98	4,354.56
PNV.AX - Polynovo Limited	616.00	1,479.87						616.00	1,479.87	834.68
VMY.AX - Vimy Resources Limited	180.00	111.12						180.00	111.12	28.80
		15,377.13		4,988.40					20,365.53	13,369.62
Units in Listed Unit Trusts (Australian)										
NDQ.AX1 - Betashares Nasdaq 100 Etf	102.00	2,994.27						102.00	2,994.27	2,724.42
MGF.AX - Magellan Global Fund.	704.00	1,251.95						704.00	1,251.95	943.36
		4,246.22							4,246.22	3,667.78
	19,870.82		19,733.26			(12,584.01)		27,020.07		19,447.48



MR GIUSEPPE ALGERI + MRS DIANNE WEST <BRILLIANTINI SUPER FUND A/C>

COOGEE BEACH HOLIDAY PARK, UNIT 168 3 POWELL ROAD

COOGEE WA 6166

AUSTRALIA

Summary

Description	Market Value (AUD)	Income Yield (%)
Australian Shares	17,039.16	0.27
International Shares	0.00	N/A
Total Market Value of Shares	17,039.16	N/A
Bank Balance	47.05	N/A
Total	17,086.21	N/A

Portfolio Report

At close of business: 30/06/2022

Trading Account Number: 1249874

While every effort has been made to provide you with an accurate transaction summary, we give no warranty of accuracy or reliability and take no responsibility for any errors or omissions including by negligence. You should confirm the information, holdings and valuations contained herein. All prices and values are denominated in AUD unless otherwise indicated. CMC Markets Stockbroking is the trading name of CMC Markets Stockbroking Limited (ABN 69 081 002 851, AFSL No. 246381), a Participant of the Australian Stock Exchange (ASX Group).

Generated : 28/02/2023 02:25 PM

Page 1 of 3



MR GIUSEPPE ALGERI + MRS DIANNE WEST <BRILLIANTINI SUPER FUND A/C>

COOGEE BEACH HOLIDAY PARK, UNIT 168 3 POWELL ROAD

COOGEE WA 6166

AUSTRALIA

Portfolio Report

At close of business: 30/06/2022

Trading Account Number: 1249874

Domestic Equities Report

Security code	Sector	Company name	Quantity	Last Price	Average Cost AUD	Cost Value AUD	Market Value AUD	Gain/loss AUD	Gain/loss (%)	(%) of Holdings	Price to earnings*	Earnings per share*	Current dividends (c)*	Franking (%)*	Dividend yield (%)*	FX Rate
ABB	Communication Services	AUSSIE BROADBAND LIMITED	1,086	3.310	4.59	4,988.40	3,594.660	-1,393.74	-27.94%	21.10%	61.985	0.053	0.00	0.00%	0.00	
AMI	Materials	AURELIA METALS LIMITED	1,400	0.255	0.85	1,188.95	357.000	-831.95	-69.97%	2.10%		-0.096	0.00	100.00%	0.00	
AVH	Health Care	AVITA MEDICAL INC.	295	1.390	9.59	2,829.94	410.050	-2,419.89	-85.51%	2.41%		-1.579	0.00	0.00%	0.00	
BRN	Information Technology	BRAINCHIP HOLDINGS LTD	3,864	0.800	0.36	1,382.01	3,091.200	1,709.19	123.67%	18.14%		-0.018	0.00	0.00%	0.00	
BVS	Information Technology	BRAVURA SOLUTIONS LIMITED.	92	1.415	5.66	520.43	130.180	-390.25	-74.99%	0.76%	11.694	0.121	0.00	0.00%	0.00	
LPD	Materials	LEPIDICO LTD	519	0.026	0.00	0.00	13.494	13.49		0.08%		-0.001	0.00	0.00%	0.00	
MGF	ASX Internal	MAGELLAN GLOBAL FUND.	704	1.340	1.78	1,251.95	943.360	-308.59	-24.65%	5.54%		-0.417	0.00	0.00%	0.00	
MGFO		MAGELLAN GLOBAL FUND.	352	0.005	0.00	0.00	1.760	1.76		0.01%						
MYX	Health Care	MAYNE PHARMA GROUP LIMITED	2,220	0.250	1.07	2,364.60	555.000	-1,809.60	-76.53%	3.26%		-2.813	0.00	0.00%	0.00	
NAN	Health Care	NANOSONICS LIMITED	1,296	3.360	3.51	4,549.39	4,354.560	-194.83	-4.28%	25.56%	99.115	0.034	0.00	0.00%	0.00	
NDQ	ASX Internal	BETASHARES NASDAQ 100 ETF	102	26.710	29.36	2,994.27	2,724.420	-269.85	-9.01%	15.99%		-4.640	87.26	0.00%	3.27	

While every effort has been made to provide you with an accurate transaction summary, we give no warranty of accuracy or reliability and take no responsibility for any errors or omissions including by negligence. You should confirm the information, holdings and valuations contained herein. All prices and values are denominated in AUD unless otherwise indicated. CMC Markets Stockbroking is the trading name of CMC Markets Stockbroking Limited (ABN 69 081 002 851, AFSL No. 246381), a Participant of the Australian Stock Exchange (ASX Group).



MR GIUSEPPE ALGERI + MRS DIANNE WEST <BRILLIANTINI SUPER FUND A/C>

COOGEE BEACH HOLIDAY PARK, UNIT 168 3 POWELL ROAD

COOGEE WA 6166

AUSTRALIA

Portfolio Report

At close of business: 30/06/2022

Trading Account Number: 1249874

Security code	Sector	Company name	Quantity	Last Price	Average Cost AUD	Cost Value AUD	Market Value AUD	Gain/loss AUD	Gain/loss (%)	(%) of Holdings	Price to earnings*	Earnings per share*	Current dividends (c)*	Franking (%)*	Dividend yield (%)*	FX Rate
PNV	Health Care	POLYNOVO LIMITED	616	1.355	2.40	1,479.87	834.680	-645.19	-43.60%	4.90%		-0.010	0.00	0.00%	0.00	
VMY			180	0.160	0.00	0.00	28.800	28.80		0.17%		-0.007	0.00	0.00%	0.00	
Total							17,039.16								0.27	

* Fundamental data is current data as at 28/02/2023

International Equities Report

Security code	Sector	Company name	Quantity	Last Price	Average Cost AUD	Cost Value AUD	Market Value AUD	Gain/loss AUD	Gain/loss (%)	(%) of Holdings	Price to earnings*	Earnings per share*	Current dividends (c)*	Franking (%)*	Dividend yield*	FX Rate
---------------	--------	--------------	----------	------------	------------------	----------------	------------------	---------------	---------------	-----------------	--------------------	---------------------	------------------------	---------------	-----------------	---------

No International Equities

* Fundamental data is current data as at 28/02/2023

While every effort has been made to provide you with an accurate transaction summary, we give no warranty of accuracy or reliability and take no responsibility for any errors or omissions including by negligence. You should confirm the information, holdings and valuations contained herein. All prices and values are denominated in AUD unless otherwise indicated. CMC Markets Stockbroking is the trading name of CMC Markets Stockbroking Limited (ABN 69 081 002 851, AFSL No. 246381), a Participant of the Australian Stock Exchange (ASX Group).

78200 - Units in Listed Unit Trusts (Australian)

2022 Financial Year

Preparer Shelley Lian

Reviewer Steven Lee

Status Completed

Account Code	Description	CY Units	CY Balance	LY Units	LY Balance	Change
MGF.AX	Magellan Global Fund.	704.000000	\$943.36	704.000000	\$1,274.24	(25.97)%
NDQ.AX1	Betashares Nasdaq 100 Etf	102.000000	\$2,724.42	102.000000	\$3,275.22	(16.82)%
TOTAL		CY Units	CY Balance	LY Units	LY Balance	
		806.000000	\$3,667.78	806.000000	\$4,549.46	

Supporting Documents

◦ Investment Movement Report [Report](#)

Standard Checklist

- Attach copies of Statements and Source Documentation
- Attach Investment Movement Report
- Ensure all Investments are valued correctly at June 30
- Ensure the investment is in accordance with the Fund's investment strategy
- Ensure the investment is in accordance with the SIS Act

BRILLIANTINI SUPER FUND
Investment Movement Report

As at 30 June 2022

Investment	Opening Balance		Additions		Disposals			Closing Balance		
	Units	Cost	Units	Cost	Units	Cost	Accounting Profit/(Loss)	Units	Cost	Market Value
Bank Accounts										
ANZ Cash Investment Account 2018-93116		35.45		5,000.00		(4,988.40)			47.05	47.05
CBA Business Transaction Account 10251185		212.02		9,744.86		(7,595.61)			2,361.27	2,361.27
		247.47		14,744.86		(12,584.01)			2,408.32	2,408.32
Derivatives (Options, Hybrids, Future Contracts)										
MGFO.AX - Magellan Global Fund (OPTION EXPIRING 16-APR-2027)	352.00	0.00						352.00	0.00	1.76
		0.00							0.00	1.76
Shares in Listed Companies (Australian)										
AMI.AX - Aurelia Metals Limited	1,400.00	1,188.95						1,400.00	1,188.95	357.00
ABB.AX - Aussie Broadband Limited			1,086.00	4,988.40				1,086.00	4,988.40	3,594.66
AVH.AX - Avita Medical Inc.	295.00	2,830.99						295.00	2,830.99	410.05
BRN.AX - Brainchip Holdings Ltd	3,864.00	1,382.01						3,864.00	1,382.01	3,091.20
BVS.AX - Bravura Solutions Limited.	92.00	520.43						92.00	520.43	130.18
LPD.AX - Lepidico Ltd	519.00	1,094.28						519.00	1,094.28	13.49

BRILLIANTINI SUPER FUND
Investment Movement Report

As at 30 June 2022

Investment	Opening Balance		Additions		Disposals			Closing Balance		Market Value
	Units	Cost	Units	Cost	Units	Cost	Accounting Profit/(Loss)	Units	Cost	
MYX.AX - Mayne Pharma Group Limited	2,220.00	2,404.50						2,220.00	2,404.50	555.00
NAN.AX - Nanosonics Limited	1,296.00	4,364.98						1,296.00	4,364.98	4,354.56
PNV.AX - Polynovo Limited	616.00	1,479.87						616.00	1,479.87	834.68
VMY.AX - Vimy Resources Limited	180.00	111.12						180.00	111.12	28.80
		15,377.13		4,988.40					20,365.53	13,369.62
Units in Listed Unit Trusts (Australian)										
NDQ.AX1 - Betashares Nasdaq 100 Etf	102.00	2,994.27						102.00	2,994.27	2,724.42
MGF.AX - Magellan Global Fund.	704.00	1,251.95						704.00	1,251.95	943.36
		4,246.22							4,246.22	3,667.78
	19,870.82		19,733.26			(12,584.01)		27,020.07		19,447.48

85000 - Income Tax Payable/Refundable

2022 Financial Year

Preparer Shelley Lian

Reviewer Steven Lee

Status Completed

Account Code	Description	CY Balance	LY Balance	Change
85000	Income Tax Payable/Refundable	(\$1,117.46)	\$209.94	(632.28)%
TOTAL		CY Balance	LY Balance	
		(\$1,117.46)	\$209.94	

Supporting Documents

- Statement of Taxable Income [Report](#)
- Exempt Pension Reconciliation [Report](#)
- Non Deductible Expense Reconciliation [Report](#)
- Tax Reconciliation Report [Report](#)
- ATO Income Tax.pdf
- PAYG Instalments report 2022.pdf

Standard Checklist

- Attach Actuarial Certificate (if applicable)
- Attach any other Tax reconciliations
- Attach copy of Exempt Pension Reconciliation (if applicable)
- Attach copy of Non Deductible Expense Reconciliation (if applicable)
- Attach copy of Statement of Taxable Income
- Attach copy of Tax Reconciliation Report
- Confirm Transactions in ATO Portal

BRILLIANTINI SUPER FUND**Exempt Current Pension Income Reconciliation**

For The Period 01 July 2021 - 30 June 2022

	Date	Account Code	Account Description	Taxable Amount	Actuary/Pool %	Exempt Amount
Segment - 01 July 2021 to 30 June 2022						
Label D1						
	30/06/2022	23800/MGF.AX	Magellan Global Fund.	8.85		
	30/06/2022	23800/NDQ.AX1	Betashares Nasdaq 100 Etf	8.60		
			Total	17.45	0.000 %	0.00
Label J						
	30/06/2022	23900/BVS.AX	Bravura Solutions Limited.	8.92		
			Total	8.92	0.000 %	0.00
					Total Segment ECPI *	0.00
					SMSF Annual Return Rounding	0.00
					Total ECPI	0.00

* Total Segment ECPI does not include ECPI amounts from Label A. The total ECPI from Label A is shown separately at the start of the report.

BRILLIANTINI SUPER FUND

Pension Non Deductible Expense Report

For The Period 01 July 2021 - 30 June 2022

	Date	Account Code	Account Description	Amount	Expense %	Deductible	Non Deductible
Segment - 01 July 2021 to 30 June 2022							
Label H							
	06/04/2022	30700	Auditor's Remuneration	550.00			
			Total	550.00	0.000 %	550.00	0.00
Label J							
	01/11/2021	31500	Bank Charges	10.00			
	01/02/2022	31500	Bank Charges	10.00			
	01/08/2021	31500	Bank Charges	10.00			
	01/12/2021	31500	Bank Charges	10.00			
	01/03/2022	31500	Bank Charges	10.00			
	01/05/2022	31500	Bank Charges	10.00			
	01/06/2022	31500	Bank Charges	10.00			
	01/07/2021	31500	Bank Charges	10.00			
	01/10/2021	31500	Bank Charges	10.00			
	01/09/2021	31500	Bank Charges	10.00			
	01/04/2022	31500	Bank Charges	10.00			
	01/01/2022	31500	Bank Charges	10.00			
	06/04/2022	30100	Accountancy Fees	650.00			
			Total	770.00	0.000 %	770.00	0.00
	27/05/2022	30400	ATO Supervisory Levy	259.00			

BRILLIANTINI SUPER FUND
Pension Non Deductible Expense Report

For The Period 01 July 2021 - 30 June 2022

	Date	Account Code	Account Description	Amount	Expense %	Deductible	Non Deductible
Label J							
	05/08/2021	30400	ATO Supervisory Levy	259.00			
			Total	518.00	0.000 %	518.00	0.00
						Label Total	0.00
						Total Segment Expenses	1,838.00
						Total Expenses *	1,838.00

* General expense percentage - 0.000 %

* Investment expense percentage - 0.000 %

BRILLIANTINI SUPER FUND
Statement of Taxable Income

For the year ended 30 June 2022

	2022
	\$
Benefits accrued as a result of operations	838.80
Less	
Accounting Trust Distributions	137.38
Non Taxable Contributions	108.25
	<u>245.63</u>
Add	
Other Non Deductible Expenses	76.90
Decrease in MV of investments	6,923.52
Foreign Credits	5.89
Distributed Foreign income	11.56
	<u>7,017.87</u>
SMSF Annual Return Rounding	(2.04)
	<u>7,609.00</u>
Taxable Income or Loss	<u>7,609.00</u>
Income Tax on Taxable Income or Loss	1,141.35
Less	
Foreign Credits	5.89
CURRENT TAX OR REFUND	<u>1,135.46</u>
Supervisory Levy	259.00
Income Tax Instalments Paid	(714.00)
AMOUNT DUE OR REFUNDABLE	<u>680.46</u>

* Distribution tax components review process has not been completed for the financial year.

BRILLIANTINI SUPER FUND

Tax Reconciliation Report

For the year ended 30 June 2022

Tax Return Label	Date	Account Code	Account Name	Amount \$
D1 - Income - Gross foreign income				
	30/06/2022	23800/NDQ.AX1	Betashares Nasdaq 100 Etf	8.60
	30/06/2022	23800/MGF.AX	Magellan Global Fund.	8.85
Sub-Total				17.45
Ignore Cents				0.45
Total				17.00
D - Income - Net foreign income				
	30/06/2022	23800/NDQ.AX1	Betashares Nasdaq 100 Etf	8.60
	30/06/2022	23800/MGF.AX	Magellan Global Fund.	8.85
Sub-Total				17.45
Ignore Cents				0.45
Total				17.00
J - Unfranked dividend amount				
	30/06/2022	23900/BVS.AX	Bravura Solutions Limited.	8.92
Sub-Total				8.92
Ignore Cents				0.92
Total				8.00
R1 - Assessable employer contributions				
	13/07/2021	24200/ALGGIU00001A	(Contributions) Algeri, Giuseppe - Accumulation (Accumulation)	741.00
	13/08/2021	24200/WESDIA00001A	(Contributions) West, Dianne - Accumulation (Accumulation)	58.42
	03/09/2021	24200/ALGGIU00001A	(Contributions) Algeri, Giuseppe - Accumulation (Accumulation)	592.80
	03/09/2021	24200/WESDIA00001A	(Contributions) West, Dianne - Accumulation (Accumulation)	52.27
	20/09/2021	24200/ALGGIU00001A	(Contributions) Algeri, Giuseppe - Accumulation (Accumulation)	776.40
	20/09/2021	24200/WESDIA00001A	(Contributions) West, Dianne - Accumulation (Accumulation)	104.27
	08/10/2021	24200/ALGGIU00001A	(Contributions) Algeri, Giuseppe - Accumulation (Accumulation)	640.00
	28/10/2021	24200/WESDIA00001A	(Contributions) West, Dianne - Accumulation (Accumulation)	77.94
	08/11/2021	24200/ALGGIU00001A	(Contributions) Algeri, Giuseppe - Accumulation (Accumulation)	800.00
	16/12/2021	24200/ALGGIU00001A	(Contributions) Algeri, Giuseppe - Accumulation (Accumulation)	480.00
	16/12/2021	24200/WESDIA00001A	(Contributions) West, Dianne - Accumulation (Accumulation)	107.69
	10/01/2022	24200/ALGGIU00001A	(Contributions) Algeri, Giuseppe - Accumulation (Accumulation)	800.00
	10/01/2022	24200/ALGGIU00001A	(Contributions) Algeri, Giuseppe - Accumulation (Accumulation)	640.00
	10/01/2022	24200/ALGGIU00001A	(Contributions) Algeri, Giuseppe - Accumulation (Accumulation)	241.35
	10/01/2022	24200/WESDIA00001A	(Contributions) West, Dianne - Accumulation (Accumulation)	162.97
	21/02/2022	24200/ALGGIU00001A	(Contributions) Algeri, Giuseppe - Accumulation (Accumulation)	132.26
	01/04/2022	24200/ALGGIU00001A	(Contributions) Algeri, Giuseppe - Accumulation (Accumulation)	670.00
	14/04/2022	24200/WESDIA00001A	(Contributions) West, Dianne -	109.16

BRILLIANTINI SUPER FUND

Tax Reconciliation Report

For the year ended 30 June 2022

Tax Return Label	Date	Account Code	Account Name	Amount \$
R1 - Assessable employer contributions				
			Accumulation (Accumulation)	
	27/04/2022	24200/WESDIA00001A	(Contributions) West, Dianne - Accumulation (Accumulation)	116.64
	27/06/2022	24200/WESDIA00001A	(Contributions) West, Dianne - Accumulation (Accumulation)	79.50
	28/06/2022	24200/ALGGIU00001A	(Contributions) Algeri, Giuseppe - Accumulation (Accumulation)	1,360.00
	30/06/2022	24200/ALGGIU00001A	(Contributions) Algeri, Giuseppe - Accumulation (Accumulation)	680.00
Sub-Total				9,422.67
Ignore Cents				0.67
Total				9,422.00
R - Assessable contributions (R1 plus R2 plus R3 less R6)				
			Assessable employer contributions	9,422.67
Sub-Total				9,422.67
Ignore Cents				0.67
Total				9,422.00
W - GROSS INCOME (Sum of labels A to U)				
				9,447.00
Sub-Total				9,447.00
Ignore Cents				0.00
Total				9,447.00
V - TOTAL ASSESSABLE INCOME (W less Y)				
				9,447.00
Sub-Total				9,447.00
Ignore Cents				0.00
Total				9,447.00
H1 - Expenses - SMSF auditor fee				
	06/04/2022	30700	Auditor's Remuneration	550.00
Sub-Total				550.00
Ignore Cents				0.00
Total				550.00
J1 - Expenses - Management and administration expenses				
	01/07/2021	31500	Bank Charges	10.00
	01/08/2021	31500	Bank Charges	10.00
	01/09/2021	31500	Bank Charges	10.00
	01/10/2021	31500	Bank Charges	10.00
	01/11/2021	31500	Bank Charges	10.00
	01/12/2021	31500	Bank Charges	10.00
	01/01/2022	31500	Bank Charges	10.00
	01/02/2022	31500	Bank Charges	10.00
	01/03/2022	31500	Bank Charges	10.00
	01/04/2022	31500	Bank Charges	10.00

BRILLIANTINI SUPER FUND

Tax Reconciliation Report

For the year ended 30 June 2022

Tax Return Label	Date	Account Code	Account Name	Amount \$
J1 - Expenses - Management and administration expenses				
	06/04/2022	30100	Accountancy Fees	650.00
	01/05/2022	31500	Bank Charges	10.00
	01/06/2022	31500	Bank Charges	10.00
	05/08/2021	30400	ATO Supervisory Levy	259.00
	27/05/2022	30400	ATO Supervisory Levy	259.00
Sub-Total				1,288.00
Ignore Cents				0.00
Total				1,288.00
N - TOTAL DEDUCTIONS				
				1,838.00
Sub-Total				1,838.00
Ignore Cents				0.00
Total				1,838.00
O - TAXABLE INCOME OR LOSS				
				7,609.00
Sub-Total				7,609.00
Ignore Cents				0.00
Total				7,609.00
Z - TOTAL SMSF EXPENSES				
				1,838.00
Sub-Total				1,838.00
Ignore Cents				0.00
Total				1,838.00
A - Taxable income				
				7,609.00
Sub-Total				7,609.00
Ignore Cents				0.00
Total				7,609.00
T1 - Tax on taxable income				
				1,141.35
Sub-Total				1,141.35
Ignore Cents				0.00
Total				1,141.35
B - Gross Tax				
				1,141.35
Sub-Total				1,141.35
Ignore Cents				0.00
Total				1,141.35
C1 - Foreign income tax offset				
	30/06/2022	23800/NDQ.AX1	Betashares Nasdaq 100 Etf	3.20

BRILLIANTINI SUPER FUND

Tax Reconciliation Report

For the year ended 30 June 2022

Tax Return Label	Date	Account Code	Account Name	Amount \$
C1 - Foreign income tax offset				
	30/06/2022	23800/MGF.AX	Magellan Global Fund.	2.69
Sub-Total				5.89
Ignore Cents				0.00
Total				5.89
C - Non-refundable non-carry forward tax offsets				
				5.89
Sub-Total				5.89
Ignore Cents				0.00
Total				5.89
T2 - SUBTOTAL				
				1,135.46
Sub-Total				1,135.46
Ignore Cents				0.00
Total				1,135.46
T3 - SUBTOTAL 2				
				1,135.46
Sub-Total				1,135.46
Ignore Cents				0.00
Total				1,135.46
T5 - TAX PAYABLE				
				1,135.46
Sub-Total				1,135.46
Ignore Cents				0.00
Total				1,135.46
K - PAYG instalments raised				
	31/10/2021	85000	Income Tax Payable/Refundable	238.00
	12/01/2022	85000	Income Tax Payable/Refundable	238.00
	25/05/2022	85000	Income Tax Payable/Refundable	238.00
Sub-Total				714.00
Ignore Cents				0.00
Total				714.00
L - Supervisory levy				
				259.00
Sub-Total				259.00
Ignore Cents				0.00
Total				259.00
S - AMOUNT DUE OR REFUNDABLE				
				680.46

BRILLIANTINI SUPER FUND

Tax Reconciliation Report

For the year ended 30 June 2022

Tax Return Label	Date	Account Code	Account Name	Amount \$
S - AMOUNT DUE OR REFUNDABLE				
Sub-Total				680.46
Ignore Cents				0.00
Total				680.46



Australian Government
Australian Taxation Office

Agent SUPERHELP AUSTRALIA PTY LTD
Client THE TRUSTEE FOR BRILLIANTINI
SUPER FUND
ABN 45 184 387 039
TFN 918 657 337

Income tax 551

Date generated	13 January 2023
Overdue	\$0.00
Not yet due	\$0.00
Balance	\$0.00

Transactions

9 results found - from **13 January 2021** to **13 January 2023** sorted by **processed date** ordered **newest to oldest**

Processed date	Effective date	Description	Debit (DR)	Credit (CR)	Balance
24 May 2022	27 May 2022	EFT refund for Income Tax for the period from 01 Jul 20 to 30 Jun 21	\$66.94		\$0.00
17 May 2022	14 Jun 2022	Tax return Self Man Superfund - Income Tax for the period from 01 Jul 20 to 30 Jun 21	\$49.06		\$66.94 CR
1 Nov 2021	24 Mar 2021	Credit transferred to Integrated Client Account	\$147.00		\$116.00 CR
2 Aug 2021	5 Aug 2021	EFT refund for Income Tax for the period from 01 Jul 20 to 30 Jun 21	\$147.00		\$263.00 CR
9 Jun 2021	17 May 2021	Tax return Self Man Superfund - Income Tax for the period from 01 Jul 19 to 30 Jun 20	\$353.95		\$410.00 CR
9 Jun 2021	17 May 2021	Cancellation of Tax return Self Man Superfund - Income Tax for the period from 01 Jul 19 to 30 Jun 20		\$353.95	\$763.95 CR
25 Mar 2021	24 Mar 2021	Payment received		\$410.00	\$410.00 CR

Processed date	Effective date	Description	Debit (DR)	Credit (CR)	Balance
19 Feb 2021	18 Feb 2021	Payment received		\$353.95	\$0.00
19 Jan 2021	17 May 2021	Tax return Self Man Superfund - Income Tax for the period from 01 Jul 19 to 30 Jun 20	\$353.95		\$353.95 DR



Australian Government
Australian Taxation Office

PAYG Instalments report 2022

Tax Agent 72357001

Last Updated 07/01/2023

TFN	Client Name	Quarter 1 (\$)	Quarter 2 (\$)	Quarter 3 (\$)	Quarter 4 (\$)	Total Instalment (\$)
918657337	THE TRUSTEE FOR BRILLIANTINI SUPER FUND	238.00	238.00	238.00	27.00	741.00

Total No of Clients: 1

86000 - PAYG Payable

2022 Financial Year

Preparer Shelley Lian

Reviewer Steven Lee

Status Completed

Account Code	Description	CY Balance	LY Balance	Change
86000	PAYG Payable		(\$147.00)	100%
TOTAL		CY Balance	LY Balance	
			(\$147.00)	

Supporting Documents

No supporting documents

Standard Checklist

- Attach copy of PAYG Payment Summary
- Confirm Transactions in ATO Portal

88000 - Sundry Creditors

2022 Financial Year

Preparer Shelley Lian

Reviewer Steven Lee

Status Completed

Account Code	Description	CY Balance	LY Balance	Change
88000	Sundry Creditors		(\$8.71)	100%
TOTAL		CY Balance	LY Balance	
			(\$8.71)	

Supporting Documents

- General Ledger [Report](#)

Standard Checklist

- Attach all source documentation and confirmations of Liability

BRILLIANTINI SUPER FUND

General Ledger

As at 30 June 2022

Transaction Date	Description	Units	Debit	Credit	Balance \$
Sundry Creditors (88000)					
<u>Sundry Creditors (88000)</u>					
01/07/2021	Opening Balance				8.71 CR
18/02/2022	Transfer to other Bank NetBank deposit wrong act		8.71		0.00 DR
			8.71		0.00 DR

Total Debits: 8.71

Total Credits: 0.00

89000 - Deferred Tax Liability/Asset

2022 Financial Year

Preparer Shelley Lian

Reviewer Steven Lee

Status Completed

Account Code	Description	CY Balance	LY Balance	Change
89000	Deferred Tax Liability/Asset	\$4,348.84	\$3,675.36	18.32%
TOTAL		CY Balance	LY Balance	
		\$4,348.84	\$3,675.36	

Supporting Documents

- Deferred Tax Reconciliation Report [Report](#)

Standard Checklist

- Attach all source documentation and confirmations of Liability
- Attach copy of Deferred Tax Reconciliation Report

BRILLIANTINI SUPER FUND

Deferred Tax Reconciliation

For The Period 01 July 2021 - 30 June 2022

Investment Code	Investment Name	Revaluation/Tax Deferred	Permanent Difference (Non-Assessable)	Temporary Difference (Assessable)	Temporary Difference (Accumulation Portion)
Revaluations					
BRN.AX	Brainchip Holdings Ltd	1,197.84	399.28	798.56	798.56
AMI.AX	Aurelia Metals Limited	(217.00)	(72.33)	(144.67)	(144.67)
MGFO.AX	Magellan Global Fund (OPTION EXPIRING 16-APR-2027)	(8.10)	(2.70)	(5.40)	(5.40)
BVS.AX	Bravura Solutions Limited.	(192.74)	(64.25)	(128.49)	(128.49)
VMY.AX	Vimy Resources Limited	7.20	2.40	4.80	4.80
MYX.AX	Mayne Pharma Group Limited	(155.40)	(51.80)	(103.60)	(103.60)
ABB.AX	Aussie Broadband Limited	(1,393.74)	(464.58)	(929.16)	(929.16)
LPD.AX	Lepidico Ltd	8.30	2.77	5.53	5.53
MGF.AX	Magellan Global Fund.	(330.88)	(110.29)	(220.59)	(220.59)
NAN.AX	Nanosonics Limited	(3,252.96)	(1,084.32)	(2,168.64)	(2,168.64)
AVH.AX	Avita Medical Inc.	(1,132.80)	(377.60)	(755.20)	(755.20)
PNV.AX	Polynovo Limited	(902.44)	(300.81)	(601.63)	(601.63)
NDQ.AX1	Betashares Nasdaq 100 Etf	(550.80)	(183.60)	(367.20)	(367.20)
		(6,923.52)	(2,307.83)	(4,615.69)	(4,615.69)
Tax Deferred Distributions					
MGF.AX	Magellan Global Fund.	(4.50)	0.00	(4.50)	(4.50)
NDQ.AX1	Betashares Nasdaq 100 Etf	(85.84)	0.00	(85.84)	(85.84)
		(90.34)	0.00	(90.34)	(90.34)
Total		(7,013.86)	(2,307.83)	(4,706.03)	(4,706.03)

Deferred Tax Liability (Asset) Summary

Opening Balance	(3,675.36)
Current Year Transactions	(705.90)
Total Capital Losses	0.00
Total Tax Losses	0.00
Deferred Tax WriteBacks/Adjustment	0.00
Capital Loss carried forward recouped	32.42
Tax Loss carried forward recouped	0.00
Closing Balance	<hr/> (4,348.84) <hr/>

A - Financial Statements

2022 Financial Year

Preparer Shelley Lian

Reviewer Steven Lee

Status Completed

Supporting Documents

No supporting documents

Standard Checklist

- Attach copy of Financial Statements
- Attach copy of SMSF Annual Return

B - Permanent Documents

2022 Financial Year

Preparer Shelley Lian

Reviewer Steven Lee

Status Completed

Supporting Documents

- Fund Summary Report Report
- ABN Lookup.pdf
- Super Fund Lookup.pdf

Standard Checklist

- Attach latest copy of ASIC annual company statement (if corporate trustee)
- Ensure latest copies of ATO Trustee Declarations and ATO confirmation that the fund is a regulated fund is attached
- Ensure latest copies of trustee consents, member consents and registers are attached
- Ensure latest copy of trust deed (including amendments) are attached
- Use [Australian Business Register](#) to ensure details are correct
- Use [Super Fund Lookup](#) to check the eligibility to receive rollovers and contributions

BRILLIANTINI SUPER FUND

Fund Summary Report

As at 30 June 2022

Fund Details

Date Formed: 16/07/2010
Tax File Number: Provided
ABN: 45184387039

Period: 01/07/2021 - 30/06/2022
Fund Type: SMSF
GST Registered: No

Postal Address:

PO Box 940
Cottesloe, Western Australia 6011

Physical Address:

PO Box 940
Cottesloe, Western Australia 6011

Members

Number of Members: 2

Name	Age	Member Accounts	Pension Accounts	Tax File Number	Beneficiary Details
Algeri, Giuseppe	54	1	0	Provided	Not Provided
West, Dianne	63	1	0	Provided	Not Provided

Fund Relationships

Relationship Type	Contact
Accountant	Superhelp Australia Pty Limited
Auditor	Super Audits Pty Ltd
Fund Contact	Algeri, Giuseppe
Tax Agent	Superhelp Australia Pty Ltd
Trustee	Algeri, Giuseppe
Trustee	West, Dianne



Current details for ABN 45 184 387 039

ABN details

Entity name:	The trustee for Brilliantini Super Fund
ABN status:	Active from 16 Jul 2010
Entity type:	Superannuation Fund
Goods & Services Tax (GST):	Not currently registered for GST
Main business location:	WA 6166

Super Fund Lookup

[Use Super Fund Lookup](#) to check the eligibility of **The trustee for Brilliantini Super Fund** to receive rollovers and contributions

Deductible gift recipient status

Not entitled to receive tax deductible gifts

Disclaimer

The Registrar makes every reasonable effort to maintain current and accurate information on this site. The Commissioner of Taxation advises that if you use ABN Lookup for information about another entity for taxation purposes and that information turns out to be incorrect, in certain circumstances you will be protected from liability. For more information see [disclaimer](#)



The trustee for Brilliantini Super Fund

ABN details

ABN:	45 184 387 039 View record on ABN Lookup
ABN Status:	Active from 16 Jul 2010
Fund type:	ATO Regulated Self-Managed Superannuation Fund
Contact details:	PO Box 1906 MACQUARIE CENTRE NSW 2113 AUSTRALIA
Status:	Complying

What does 'Complying' mean?

A 'Complying' SMSF:

- is a regulated fund
- is a resident of Australia, and
- has been issued with a [Notice of compliance](#)

APRA Funds

See the [guidance](#) issued by APRA for further assistance in managing transfers and rollovers to SMSFs. Use the [ATO Business Portal](#) to verify a person is a member of the SMSF before completing a transfer or rollover.

Superannuation guarantee payments

Contributions made to complying funds can qualify as Superannuation Guarantee (SG) payments. This record extract can be used to confirm this fund has been issued with a Notice of Compliance and is currently entitled to receive employer SG payments.

Tax rates

Complying funds that meet [Superannuation Industry \(Supervision\) Act 1993](#) (SISA) standards qualify for [concessional tax rates](#).

Also refer to [frequently asked questions](#)

Disclaimer

This extract is based on information supplied by superannuation entities to the Commissioner of Taxation.

Important Neither the Australian Government nor the ATO endorse or guarantee the performance of super funds.

C - Other Documents

2022 Financial Year

Preparer Shelley Lian

Reviewer Steven Lee

Status Completed

Supporting Documents

- Signed_Investment_Strategy_2021.pdf

Standard Checklist

- Attach copy of any SOAs issued during the Financial Year
- Attach copy of Investment Strategy
- Attach signed Engagement Letter
- Attach signed Trustee Representation Letter
- Attach Trustee Minutes prepared during the year

BRILLIANTINI SUPER FUND

Projected Investment Strategy

Overview

The aim of this strategy is to provide the Members with an income on retirement.

Investment Objectives

The Trustee(s) will at all times ensure the funds assets are invested in accordance with the trust deed and comply with the applicable legislative requirements.

The Trustee(s) will act prudently to maximise the rate of return, subject to acceptable risk parameters whilst maintaining an appropriate diversification across a broad range of assets whilst assessing the risks where it is determined the fund's portfolio lacks diversification and / or has elected to implement a sector bias.

Having considered the risk profile of the fund and the member's needs and circumstances, the trustee has adopted the following objectives for the investment of assets of the fund;

- to achieve an investment return (based on market values and net of tax and charges) that exceeds the CPI by at least 3% per annum when measured over a rolling 5 year period.
- to have a probability of zero or negative returns in any 12 Month period of less than one in five years; and
- have sufficient liquidity to meet liabilities as and when they fall due.
- to consider the need to hold a policy of insurance for one or more members of the fund.

Investment Strategy

The fund will invest in a portfolio of assets according to market conditions and within the ranges specified below:

Asset Allocation

The targeted asset allocation will be in the following ranges:

<u>Asset Class</u>	<u>Target Range</u>	<u>Benchmark</u>
Australian Shares	0 - 98 %	98 %
International Shares	0 - 1 %	1 %
Cash	0 - 1 %	1 %
Australian Fixed Interest	0 - 0 %	0 %

Quality companies and trusts as supported by research and fundamental analysis will be selected. Direct investments in property, artwork and lease equipment may form part of the strategy provided there is sufficient basis for the decision.

Insurance

The Trustees have considered and consulted Professional Advice where necessary to ensure that all fund members have the correct type and level of insurance. Insurance may be held within or outside the SMSF.

Review and Monitoring

The trustees will monitor and review the fund's investment activities on a regular basis and to communicate with the members should they feel that any change in strategy is necessary in order to achieve the fund's objective.

Date: 01/07/2021


.....
Giuseppe Algeri

BRILLIANTINI SUPER FUND
Projected Investment Strategy



D West

.....
Dianne West

D - Pension Documentation

2022 Financial Year

Preparer Shelley Lian

Reviewer Steven Lee

Status Completed

Supporting Documents

- Transfer Balance Account Summary [Report](#)

Standard Checklist

- Attach Actuarial Certificate
- Attach documentation supporting any pensions commenced during the financial year
- Attach documentation supporting any pensions commuted during the financial year
- Ensure correct Transfer Balance Account Reports have been lodged with the ATO

BRILLIANTINI SUPER FUND

Transfer Balance Account Summary

For The Period 01 July 2021 - 30 June 2022

Member	Pension Type	Date	Lodgment Date	Transaction Type	Event Type	Debit	Credit	Balance	Cap Limit	Remaining Cap
--------	--------------	------	---------------	------------------	------------	-------	--------	---------	-----------	---------------

Dianne West

Giuseppe Algeri

E - Estate Planning

2022 Financial Year

Preparer Shelley Lian

Reviewer Steven Lee

Status Completed

Supporting Documents

No supporting documents

Standard Checklist

- Attach Death Benefit Nominations (if applicable)
- Attach Life Insurance Policies (if applicable)
- Attach Reversionary Pension documentation (if applicable)
- Attach SMSF Will (if applicable)
- Review current Estate planning to ensure it matches wishes of members