
Workpapers - 2022 Financial Year

Caudery Super

Preparer: Shelley Lian

Reviewer: Steven Lee

Printed: 09 June 2023

Lead Schedule

2022 Financial Year

Code	Workpaper	CY Balance	LY Balance	Change	Status
24200	Contributions		(\$2,984.86)	100%	Ready for Review
24700	Changes in Market Values of Investments	(\$25,520.09)	\$2,338.20	(1191.44)%	Ready for Review
30100	Accountancy Fees	\$550.00	\$620.00	(11.29)%	Ready for Review
30400	ATO Supervisory Levy		\$259.00	100%	Ready for Review
30700	Auditor's Remuneration	\$550.00	\$450.00	22.22%	Ready for Review
48500	Income Tax Expense	\$3,806.47	(\$677.54)	(661.81)%	Ready for Review
49000	Profit/Loss Allocation Account	\$20,613.62	(\$4.80)	(429550.42)%	Ready for Review
50000	Members	(\$64,563.38)	(\$43,949.76)	46.9%	Ready for Review
60400	Bank Accounts	\$43,921.89	\$7,864.30	458.5%	Ready for Review
77600	Shares in Listed Companies (Australian)	\$7,350.00	\$18,987.50	(61.29)%	Ready for Review
89000	Deferred Tax Liability /Asset	\$13,291.49	\$17,097.96	(22.26)%	Ready for Review
A	Financial Statements				Ready for Review
B	Permanent Documents				Ready for Review
C	Other Documents				Ready for Review
D	Pension Documentation				Ready for Review
E	Estate Planning				Ready for Review

24200 - Contributions

2022 Financial Year

Preparer Shelley Lian

Reviewer Steven Lee

Status Ready for Review

Account Code	Description	CY Balance	LY Balance	Change
CAUBER00001A	(Contributions) Caudery, Bernard Philip - Accumulation (Accumulation)		(\$2,984.86)	100%
TOTAL		CY Balance	LY Balance	
			(\$2,984.86)	

Supporting Documents

- Contributions Breakdown Report [Report](#)

Standard Checklist

- Attach copies of S290-170 notices (if necessary)
- Attach copy of Contributions Breakdown Report
- Attach SuperStream Contribution Data Report
- Check Fund is registered for SuperStream (if necessary)
- Ensure all Contributions have been allocated from Bank Accounts
- Ensure Work Test is satisfied if members are over 65

Caudery Super Contributions Breakdown Report

For The Period 01 July 2021 - 30 June 2022

Summary

Member	D.O.B	Age (at 30/06/2021)	Total Super Balance (at 30/06/2021) *1	Concessional	Non-Concessional	Other	Reserves	Total
Caudery, Alison Ruth	Provided	57	0.00	0.00	0.00	0.00	0.00	0.00
Caudery, Bernard Philip	Provided	58	43,949.76	0.00	0.00	0.00	0.00	0.00
All Members				0.00	0.00	0.00	0.00	0.00

*1 TSB can include information external to current fund's transaction records. The amount is per individual across all funds.

Contribution Caps

Member	Contribution Type	Contributions	Cap	Current Position
Caudery, Alison Ruth	Concessional (5 year carry forward cap available)	0.00	102,500.00	102,500.00 Below Cap
	Non-Concessional	0.00	110,000.00	110,000.00 Below Cap
Caudery, Bernard Philip	Concessional (5 year carry forward cap available)	0.00	102,500.00	102,500.00 Below Cap
	Non-Concessional	0.00	110,000.00	110,000.00 Below Cap

Carry Forward Unused Concessional Contribution Cap

Member	2017	2018	2019	2020	2021	2022	Current Position
Caudery, Alison Ruth							
Concessional Contribution Cap	35,000.00	25,000.00	25,000.00	25,000.00	25,000.00	27,500.00	
Concessional Contribution	0.00	0.00	0.00	0.00	0.00	0.00	
Unused Concessional Contribution	0.00	0.00	25,000.00	25,000.00	25,000.00	27,500.00	
Cumulative Carry Forward Unused	N/A	N/A	0.00	25,000.00	50,000.00	75,000.00	
Maximum Cap Available	35,000.00	25,000.00	25,000.00	50,000.00	75,000.00	102,500.00	102,500.00 Below Cap
Total Super Balance	0.00	0.00	0.00	0.00	0.00	0.00	
Caudery, Bernard Philip							
Concessional Contribution Cap	35,000.00	25,000.00	25,000.00	25,000.00	25,000.00	27,500.00	
Concessional Contribution	0.00	0.00	0.00	0.00	0.00	0.00	
Unused Concessional Contribution	0.00	0.00	25,000.00	25,000.00	25,000.00	27,500.00	
Cumulative Carry Forward Unused	N/A	N/A	0.00	25,000.00	50,000.00	75,000.00	
Maximum Cap Available	35,000.00	25,000.00	25,000.00	50,000.00	75,000.00	102,500.00	102,500.00 Below Cap
Total Super Balance	0.00	14,109.85	28,147.79	16,331.70	43,954.56	43,949.76	

NCC Bring Forward Caps

Member	Bring Forward Cap	2019	2020	2021	2022	Total	Current Position
Caudery, Alison Ruth	N/A	0.00	0.00	0.00	0.00	N/A	Bring Forward Not Triggered
Caudery, Bernard Philip	N/A	0.00	0.00	2,984.86	0.00	N/A	Bring Forward Not Triggered
Total for All Members		0.00	0.00	0.00	0.00		

24700 - Changes in Market Values of Investments

2022 Financial Year

Preparer Shelley Lian

Reviewer Steven Lee

Status Ready for Review

Account Code	Description	CY Balance	LY Balance	Change
24700	Changes in Market Values of Investments	(\$25,520.09)	\$2,338.20	(1191.44)%
TOTAL		CY Balance	LY Balance	
		(\$25,520.09)	\$2,338.20	

Supporting Documents

- Realised Capital Gain Report [Report](#)
- Net Capital Gains Reconciliation [Report](#)
- Market Movement [Report](#)

Standard Checklist

- Attach copies of Source Documentation (Contract Notes, Broker Statements, Chess Statements, Contracts of Sale, Managed Fund Statements etc)
- Attach copy of Market Movement report
- Attach copy of Net Capital Gains Reconciliation
- Attach copy of Realised Capital Gain Report
- Ensure all Asset Disposals have been entered
- Ensure all Market Values have been entered for June 30
- Ensure all Tax Deferred Distributions have been entered

Caudery Super Market Movement Report

As at 30 June 2022

Investment	Date	Description	Unrealised				Realised			Total
			Units	Accounting Cost Movement	Market Movement	Depreciation	Balance	Consideration	Accounting Cost Base	
GRR.AX - Grange Resources Limited.										
	05/04/2022	Purchase	18,032.00	22,028.99	0.00	0.00	22,028.99	0.00	0.00	0.00
	12/04/2022	Purchase	12,000.00	15,869.95	0.00	0.00	37,898.94	0.00	0.00	0.00
	27/04/2022	Disposal	(20,000.00)	(25,643.24)	0.00	0.00	12,255.70	24,570.05	25,643.24	(1,073.19)
	02/05/2022	Disposal	(10,032.00)	(12,255.70)	0.00	0.00	0.00	13,412.93	12,255.70	1,157.23
	30/06/2022		0.00	0.00	0.00	0.00	0.00	37,982.98	37,898.94	84.04
INR.AX - Ioneer Ltd										
	22/03/2022	Purchase	61,403.00	34,888.01	0.00	0.00	34,888.01	0.00	0.00	0.00
	01/04/2022	Disposal	(31,403.00)	(17,842.58)	0.00	0.00	17,045.43	22,423.20	17,842.58	4,580.62
	05/04/2022	Disposal	(30,000.00)	(17,045.43)	0.00	0.00	0.00	22,020.05	17,045.43	4,974.62
	30/06/2022		0.00	0.00	0.00	0.00	0.00	44,443.25	34,888.01	9,555.24
KAR.AX - Karoon Energy Ltd										
	01/07/2021	Opening Balance	8,750.00	0.00	0.00	0.00	11,637.50	0.00	0.00	0.00
	09/07/2021	Disposal	(8,750.00)	(8,768.37)	0.00	0.00	2,869.13	11,782.55	8,768.37	3,014.18
	09/07/2021	Writeback	0.00	0.00	(2,869.12)	0.00	0.01	0.00	0.00	0.00
	30/06/2022	Revaluation	0.00	0.00	3,850.00	0.00	3,850.01	0.00	0.00	0.00
	30/06/2022	Revaluation	0.00	0.00	(3,850.01)	0.00	0.00	0.00	0.00	0.00
	30/06/2022		0.00	(8,768.37)	(2,869.13)	0.00	0.00	11,782.55	8,768.37	3,014.18
LTR.AX - Liantown Resources Limited										
	14/01/2022	Purchase	6,779.00	12,028.78	0.00	0.00	12,028.78	0.00	0.00	0.00
	21/01/2022	Disposal	(6,779.00)	(12,028.78)	0.00	0.00	0.00	11,053.72	12,028.78	(975.06)
	30/06/2022		0.00	0.00	0.00	0.00	0.00	11,053.72	12,028.78	(975.06)
PET.AX - Phoslock Environmental Technologies Limited										
	01/07/2021	Opening Balance	30,000.00	0.00	0.00	0.00	7,350.00	0.00	0.00	0.00
	30/06/2022		30,000.00	0.00	0.00	0.00	7,350.00	0.00	0.00	0.00
PLS.AX - Pilbara Minerals Limited										
	18/10/2021	Purchase	6,161.00	13,029.66	0.00	0.00	13,029.66	0.00	0.00	0.00
	14/01/2022	Disposal	(3,161.00)	(6,685.08)	0.00	0.00	6,344.58	11,665.75	6,685.08	4,980.67
	19/01/2022	Disposal	(3,000.00)	(6,344.58)	0.00	0.00	0.00	11,400.05	6,344.58	5,055.47
	30/06/2022		0.00	0.00	0.00	0.00	0.00	23,065.80	13,029.66	10,036.14

Caudery Super Market Movement Report

As at 30 June 2022

Investment	Date	Description	Unrealised				Realised			Total
			Units	Accounting Cost Movement	Market Movement	Depreciation	Balance	Consideration	Accounting Cost Base	
VUL.AX - Vulcan Energy Resources Limited										
	13/07/2021	Purchase	2,000.00	18,329.95	0.00	0.00	18,329.95	0.00	0.00	0.00
	16/09/2021	Disposal	(2,000.00)	(18,329.95)	0.00	0.00	0.00	29,564.48	18,329.95	11,234.53
	07/10/2021	Purchase	1,000.00	11,279.95	0.00	0.00	11,279.95	0.00	0.00	0.00
	07/10/2021	Purchase	500.00	6,089.95	0.00	0.00	17,369.90	0.00	0.00	0.00
	25/01/2022	Disposal	(1,500.00)	(17,369.90)	0.00	0.00	0.00	12,810.05	17,369.90	(4,559.85)
	30/06/2022		0.00	0.00	0.00	0.00	0.00	42,374.53	35,699.85	6,674.68
Total Market Movement					(2,869.13)					28,389.22
										25,520.09

Caudery Super

Realised Capital Gains Report

For The Period 01 July 2021 - 30 June 2022

Investment		Accounting Treatment				Tax Treatment						
Purchase Contract Date	Disposal Contract Date	Units	Cost	Proceeds	Accounting Profit/(Loss)	Adjusted Cost Base	Reduced Cost Base	Indexed Cost Base	Indexed Gains	Discounted Gains (Gross)	Other Gains	Capital Loss
Shares in Listed Companies (Australian)												
GRR.AX - Grange Resources Limited.												
12/04/2022	27/04/2022	12,000.00	15,869.95	14,742.03	(1,127.92)	15,869.95	15,869.95	0.00	0.00	0.00	0.00	(1,127.92)
05/04/2022	27/04/2022	8,000.00	9,773.29	9,828.02	54.73	9,773.29	9,773.29	0.00	0.00	0.00	54.73	0.00
		20,000.00	25,643.24	24,570.05	(1,073.19)	25,643.24	25,643.24	0.00	0.00	0.00	54.73	(1,127.92)
05/04/2022	02/05/2022	10,032.00	12,255.70	13,412.93	1,157.23	12,255.70	12,255.70	0.00	0.00	0.00	1,157.23	0.00
		10,032.00	12,255.70	13,412.93	1,157.23	12,255.70	12,255.70	0.00	0.00	0.00	1,157.23	0.00
INR.AX - Ioneer Ltd												
22/03/2022	01/04/2022	31,403.00	17,842.58	22,423.20	4,580.62	17,842.58	17,842.58	0.00	0.00	0.00	4,580.62	0.00
		31,403.00	17,842.58	22,423.20	4,580.62	17,842.58	17,842.58	0.00	0.00	0.00	4,580.62	0.00
22/03/2022	06/04/2022	30,000.00	17,045.43	22,020.05	4,974.62	17,045.43	17,045.43	0.00	0.00	0.00	4,974.62	0.00
		30,000.00	17,045.43	22,020.05	4,974.62	17,045.43	17,045.43	0.00	0.00	0.00	4,974.62	0.00
KAR.AX - Karoon Energy Ltd												
14/12/2020	09/07/2021	8,750.00	8,768.38	11,782.55	3,014.18	8,768.38	8,768.38	0.00	0.00	0.00	3,014.18	0.00
		8,750.00	8,768.38	11,782.55	3,014.18	8,768.38	8,768.38	0.00	0.00	0.00	3,014.18	0.00
LTR.AX - Liantown Resources Limited												
17/01/2022	21/01/2022	6,779.00	12,028.78	11,053.72	(975.06)	12,028.78	12,028.78	0.00	0.00	0.00	0.00	(975.06)
		6,779.00	12,028.78	11,053.72	(975.06)	12,028.78	12,028.78	0.00	0.00	0.00	0.00	(975.06)
PLS.AX - Pilbara Minerals Limited												
18/10/2021	14/01/2022	3,161.00	6,685.08	11,665.75	4,980.67	6,685.08	6,685.08	0.00	0.00	0.00	4,980.67	0.00
		3,161.00	6,685.08	11,665.75	4,980.67	6,685.08	6,685.08	0.00	0.00	0.00	4,980.67	0.00

Caudery Super

Realised Capital Gains Report

For The Period 01 July 2021 - 30 June 2022

Investment		Accounting Treatment				Tax Treatment						
Purchase Contract Date	Disposal Contract Date	Units	Cost	Proceeds	Accounting Profit/(Loss)	Adjusted Cost Base	Reduced Cost Base	Indexed Cost Base	Indexed Gains	Discounted Gains (Gross)	Other Gains	Capital Loss
Shares in Listed Companies (Australian)												
18/10/2021	19/01/2022	3,000.00	6,344.58	11,400.05	5,055.47	6,344.58	6,344.58	0.00	0.00	0.00	5,055.47	0.00
		3,000.00	6,344.58	11,400.05	5,055.47	6,344.58	6,344.58	0.00	0.00	0.00	5,055.47	0.00
VUL.AX - Vulcan Energy Resources Limited												
13/07/2021	16/09/2021	2,000.00	18,329.95	29,564.48	11,234.53	18,329.95	18,329.95	0.00	0.00	0.00	11,234.53	0.00
		2,000.00	18,329.95	29,564.48	11,234.53	18,329.95	18,329.95	0.00	0.00	0.00	11,234.53	0.00
08/10/2021	25/01/2022	500.00	6,089.95	4,270.02	(1,819.93)	6,089.95	6,089.95	0.00	0.00	0.00	0.00	(1,819.93)
07/10/2021	25/01/2022	1,000.00	11,279.95	8,540.03	(2,739.92)	11,279.95	11,279.95	0.00	0.00	0.00	0.00	(2,739.92)
		1,500.00	17,369.90	12,810.05	(4,559.85)	17,369.90	17,369.90	0.00	0.00	0.00	0.00	(4,559.85)
		116,625.00	142,313.62	170,702.83	28,389.22	142,313.62	142,313.62	0.00	0.00	0.00	35,052.05	(6,662.83)
		116,625.00	142,313.62	170,702.83	28,389.22	142,313.62	142,313.62	0.00	0.00	0.00	35,052.05	(6,662.83)

Caudery Super

Capital Gains Reconciliation Report

For The Period 01 July 2021 - 30 June 2022

	Total	Discounted	Indexed	Other	Notional
Losses available to offset					
Carried forward from prior losses	107,099.88				
Carried forward from prior losses - Collectables	0.00				
Current year capital losses	6,662.83				
Current year capital losses - Collectables	0.00				
Total Losses Available	113,762.71				
Total Losses Available - Collectables	0.00				
Capital Gains					
Capital gains from disposal of assets	35,052.05	0.00	0.00	35,052.05	0.00
Capital gains from disposal of assets - Collectables	0.00	0.00	0.00	0.00	0.00
Capital gains from trust distributions	0.00	0.00	0.00	0.00	0.00
Capital Gains Before Losses applied	35,052.05	0.00	0.00	35,052.05	0.00
Losses and discount applied					
Losses applied	35,052.05	0.00	0.00	35,052.05	0.00
Losses applied - Collectables	0.00	0.00	0.00	0.00	0.00
Capital gains after losses applied	0.00	0.00	0.00	0.00	0.00
Capital gains after losses applied - Collectables	0.00	0.00	0.00	0.00	0.00
CGT Discount applied	0.00				
CGT Discount applied - Collectables	0.00				

Caudery Super

Capital Gains Reconciliation Report

For The Period 01 July 2021 - 30 June 2022

	Total	Discounted	Indexed	Other	Notional
Net Capital Gain					
Net capital gain	0.00				
Net capital gain - Collectables	0.00				
Total Net Capital Gain (11A)	0.00				
Net Capital Losses Carried Forward to later income					
Net Capital Losses Carried Forward to later income years	78,710.67				
Net Capital Losses Carried Forward to later income years - Collectables	0.00				
Total Net Capital Losses Carried Forward to later income years (14V)	78,710.67				

Note

Refer to Realised Gains Report for details of Disposals at a Security level

Refer to Distribution Reconciliation Report for Trust Distribution details at a Security level

30100 - Accountancy Fees

2022 Financial Year

Preparer Shelley Lian

Reviewer Steven Lee

Status Ready for Review

Account Code	Description	CY Balance	LY Balance	Change
30100	Accountancy Fees	\$550.00	\$620.00	(11.29)%
TOTAL		CY Balance	LY Balance	
		\$550.00	\$620.00	

Supporting Documents

- General Ledger [Report](#)
- INV-0883.pdf

Standard Checklist

- Attach all source documentation
- Ensure all Transactions have been entered

Caudery Super General Ledger

As at 30 June 2022

Transaction Date	Description	Units	Debit	Credit	Balance \$
Accountancy Fees (30100)					
<u>Accountancy Fees (30100)</u>					
28/06/2022	Transfer To SuperHelp Australia CommBank App Caudery Super Admin		550.00		550.00 DR
			550.00		550.00 DR

Total Debits: 550.00

Total Credits: 0.00



TAX INVOICE

Caudery Super

Invoice Date

16 Jun 2022

Invoice Number

INV-0883

ABN

60 061 126 663

SuperHelp Australia
PTY LTD
PO Box 1906
MACQUARIE
CENTRE NSW 2113
AUSTRALIA

Item	Description	Quantity	Unit Price	GST	Amount AUD
EOY	SMSF Annual Administration	1.00	1,100.00	10%	1,100.00
DEPO	Deposit	1.00	(550.00)	10%	(550.00)
INCLUDES GST 10%					50.00
TOTAL AUD					550.00
Less Amount Paid					550.00
AMOUNT DUE AUD					0.00

Due Date: 30 Jun 2022

Please pay the balance of our fees by direct credit into our bank account.

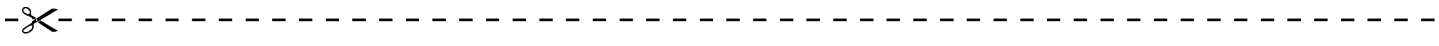
OUR BANK DETAILS (Use your name or your SMSF name as the reference):

Account Name: Superhelp Australia Pty Ltd

Bank: Commonwealth Bank

BSB: 06 2099

Account Number: 1041 7929



PAYMENT ADVICE

To: SuperHelp Australia PTY LTD
PO Box 1906
MACQUARIE CENTRE NSW 2113
AUSTRALIA

Customer	Caudery Super
Invoice Number	INV-0883
Amount Due	0.00
Due Date	30 Jun 2022
Amount Enclosed	

Enter the amount you are paying above

30400 - ATO Supervisory Levy

2022 Financial Year

Preparer Shelley Lian

Reviewer Steven Lee

Status Ready for Review

Account Code	Description	CY Balance	LY Balance	Change
30400	ATO Supervisory Levy		\$259.00	100%
TOTAL		CY Balance	LY Balance	
			\$259.00	

Supporting Documents

- General Ledger [Report](#)

Standard Checklist

- Attach all source documentation
- Ensure all Transactions have been entered

Caudery Super
General Ledger

As at 30 June 2022

Transaction Date	Description	Units	Debit	Credit	Balance \$
					0.00 DR

Total Debits: 0.00

Total Credits: 0.00

30700 - Auditor's Remuneration

2022 Financial Year

Preparer Shelley Lian

Reviewer Steven Lee

Status Ready for Review

Account Code	Description	CY Balance	LY Balance	Change
30700	Auditor's Remuneration	\$550.00	\$450.00	22.22%
TOTAL		CY Balance	LY Balance	
		\$550.00	\$450.00	

Supporting Documents

- General Ledger [Report](#)
- 2021 invoice - Caudery Super.pdf

Standard Checklist

- Attach all source documentation
- Ensure all Transactions have been entered

Caudery Super General Ledger

As at 30 June 2022

Transaction Date	Description	Units	Debit	Credit	Balance \$
Auditor's Remuneration (30700)					
Auditor's Remuneration (30700)					
22/04/2022	Transfer To SuperHelp Australia CommBank App Caudery Super		550.00		550.00 DR
			550.00		550.00 DR
Total Debits:	550.00				
Total Credits:	0.00				

PINNACLE SUPER

TAX INVOICE

Caudery Super
1308 Mount Dandenong Tourist Road
KALORAMA VIC 3766

Invoice Date
16 Jun 2022

Account Number

Invoice Number
INV-0810

Reference

Pinnacle Super Pty Ltd
PO Box 49
PENRITH NSW 2751
ABN 34 644 503 980

Description	Quantity	Unit Price	GST	Amount AUD
Provision of the statutory audit of the abovenamed Fund for the year ended 30 June 2021				
Issue of audit report for the Fund	1.00	500.00	10%	500.00
			Subtotal	500.00
			Total GST 10%	50.00
			Invoice Total AUD	550.00
			Total Net Payments AUD	0.00
			Amount Due AUD	550.00

Due Date: 30 Jun 2022

Methods of payment:

* Electronic Funds Transfer (EFT): Acc Name: Pinnacle Super Pty Ltd,
BSB: 032-278 , Acc: 818524 - please quote invoice number

* Cheque - please attach the payment advice

* Mastercard / Visa / Bankcard:

Card Number.....

Cardholder.....

Expiry Date..... Signature

48500 - Income Tax Expense

2022 Financial Year

Preparer Shelley Lian

Reviewer Steven Lee

Status Ready for Review

Account Code	Description	CY Balance	LY Balance	Change
48500	Income Tax Expense	\$3,806.47	(\$677.54)	(661.81)%
TOTAL		CY Balance	LY Balance	
		\$3,806.47	(\$677.54)	

Supporting Documents

No supporting documents

49000 - Profit/Loss Allocation Account

2022 Financial Year

Preparer Shelley Lian

Reviewer Steven Lee

Status Ready for Review

Account Code	Description	CY Balance	LY Balance	Change
49000	Profit/Loss Allocation Account	\$20,613.62	(\$4.80)	(429550.42)%
TOTAL		CY Balance	LY Balance	
		\$20,613.62	(\$4.80)	

Supporting Documents

No supporting documents

50000 - Members

2022 Financial Year

Preparer Shelley Lian

Reviewer Steven Lee

Status Ready for Review

Account Code	Description	Opening Balance	Contribution Income	Earnings	Member Payments	Tax & Fees	Closing Balance	Change
CAUBER00001A	Caudery, Bernard Philip - Accumulation (Accumulation)	(\$43,949.76)		(\$24,420.09)		\$3,806.47	(\$64,563.38)	46.9%
TOTAL		Opening Balance	Contribution Income	Earnings	Member Payments	Tax & Fees	Closing Balance	
		(\$43,949.76)		(\$24,420.09)		\$3,806.47	(\$64,563.38)	

Supporting Documents

- Members Statements [Report](#)
- Members Summary [Report](#)

Standard Checklist

- Attach copies of Members Statements

Caudery Super Members Statement

Bernard Philip Caudery
1308 Mount Dandenong Tourist Road
Kalorama, Victoria, 3766, Australia

Your Details

Date of Birth :	Provided	Nominated Beneficiaries:	N/A
Age:	59	Nomination Type:	N/A
Tax File Number:	Provided	Vested Benefits:	64,563.38
Date Joined Fund:	01/07/2008	Total Death Benefit:	64,563.38
Service Period Start Date:		Current Salary:	0.00
Date Left Fund:		Previous Salary:	0.00
Member Code:	CAUBER00001A	Disability Benefit:	0.00
Account Start Date:	01/07/2008		
Account Phase:	Accumulation Phase		
Account Description:	Accumulation		

Your Balance

Total Benefits	64,563.38
<u>Preservation Components</u>	
Preserved	64,464.86
Unrestricted Non Preserved	98.52
Restricted Non Preserved	
<u>Tax Components</u>	
Tax Free	11,534.86
Taxable	53,028.52

Your Detailed Account Summary

	This Year	Last Year
Opening balance at 01/07/2021	43,949.76	43,954.56
<u>Increases to Member account during the period</u>		
Employer Contributions		
Personal Contributions (Concessional)		
Personal Contributions (Non Concessional)		2,984.86
Government Co-Contributions		
Other Contributions		
Proceeds of Insurance Policies		
Transfers In		
Net Earnings	24,420.09	(3,667.20)
Internal Transfer In		
<u>Decreases to Member account during the period</u>		
Pensions Paid		
Contributions Tax		
Income Tax	3,806.47	(677.54)
No TFN Excess Contributions Tax		
Excess Contributions Tax		
Refund Excess Contributions		
Division 293 Tax		
Insurance Policy Premiums Paid		
Management Fees		
Member Expenses		
Benefits Paid/Transfers Out		
Superannuation Surcharge Tax		
Internal Transfer Out		
Closing balance at 30/06/2022	64,563.38	43,949.76

Caudery Super Members Statement

Trustee's Disclaimer

This statement has been prepared by the Trustee for the member whose name appears at the top of this statement. Every effort has been made by the Trustee to ensure the accuracy and completeness of this Statement. The Trustee does not accept any liability for any error, omission or misprint. All amounts shown in relation to benefits do not take into account any amounts which may be withheld to satisfy the requirements imposed by the Income Tax Assessment Act 1936.

Signed by all the trustees of the fund

Bernard Philip Caudery
Trustee

Alison Ruth Caudery
Trustee

Caudery Super Members Statement

Alison Ruth Caudery
1308 Mount Dandenong Tourist Road
Kalorama, Victoria, 3766, Australia

Your Details

Date of Birth :	Provided	Nominated Beneficiaries:	N/A
Age:	58	Nomination Type:	N/A
Tax File Number:	Provided	Vested Benefits:	
Date Joined Fund:	01/07/2008	Total Death Benefit:	0.00
Service Period Start Date:		Current Salary:	0.00
Date Left Fund:		Previous Salary:	0.00
Member Code:	CAUALI00001A	Disability Benefit:	0.00
Account Start Date:	01/07/2008		
Account Phase:	Accumulation Phase		
Account Description:	Accumulation		

Your Balance

Total Benefits

Preservation Components

Preserved
Unrestricted Non Preserved
Restricted Non Preserved

Tax Components

Tax Free
Taxable

Your Detailed Account Summary

	This Year	Last Year
Opening balance at 01/07/2021		
<u>Increases to Member account during the period</u>		
Employer Contributions		
Personal Contributions (Concessional)		
Personal Contributions (Non Concessional)		
Government Co-Contributions		
Other Contributions		
Proceeds of Insurance Policies		
Transfers In		
Net Earnings		
Internal Transfer In		
<u>Decreases to Member account during the period</u>		
Pensions Paid		
Contributions Tax		
Income Tax		
No TFN Excess Contributions Tax		
Excess Contributions Tax		
Refund Excess Contributions		
Division 293 Tax		
Insurance Policy Premiums Paid		
Management Fees		
Member Expenses		
Benefits Paid/Transfers Out		
Superannuation Surcharge Tax		
Internal Transfer Out		
Closing balance at 30/06/2022	0.00	0.00

Caudery Super Members Statement

Trustee's Disclaimer

This statement has been prepared by the Trustee for the member whose name appears at the top of this statement. Every effort has been made by the Trustee to ensure the accuracy and completeness of this Statement. The Trustee does not accept any liability for any error, omission or misprint. All amounts shown in relation to benefits do not take into account any amounts which may be withheld to satisfy the requirements imposed by the Income Tax Assessment Act 1936.

Signed by all the trustees of the fund

Bernard Philip Caudery
Trustee

Alison Ruth Caudery
Trustee

Caudery Super Members Summary

As at 30 June 2022

Opening Balances	Increases				Decreases					Closing Balance	
	Contributions	Transfers In	Net Earnings	Insurance Proceeds	Pensions Paid	Contributions Tax	Taxes Paid	Benefits Paid/ Transfers Out	Insurance Premiums		Member Expenses
Bernard Philip Caudery (Age: 59)											
CAUBER00001A - Accumulation											
43,949.76			24,420.09				3,806.47				64,563.38
43,949.76			24,420.09				3,806.47				64,563.38
Alison Ruth Caudery (Age: 58)											
CAUALI00001A - Accumulation											
43,949.76			24,420.09				3,806.47				64,563.38

60400 - Bank Accounts

2022 Financial Year

Preparer Shelley Lian

Reviewer Steven Lee

Status Ready for Review

Account Code	Description	CY Balance	LY Balance	Change
CBA11232151	CBA Direct Investment Account	\$43,921.89	\$7,864.30	458.5%
TOTAL		CY Balance	LY Balance	
		\$43,921.89	\$7,864.30	

Supporting Documents

- Bank Statement Report [Report](#)
- Bank TransactionSummary.pdf

Standard Checklist

- Attach Copies of Bank Statements
- Attach copy of Bank Statement Report
- Ensure all Balances match Statement Balances at June 30
- Ensure all Transactions have been entered

Caudery Super Bank Statement Report

For The Period 01 July 2021 to 30 June 2022

Chart Code: 60400 / CBA11232151

Account Name: CBA Direct Investment Account

BSB and Account Number: 067167 11232151

Opening Balance - **Total Debits** + **Total Credits** = **Closing Balance**
 \$ 7,864.30 \$ 100,959.44 \$ 137,017.03 \$ 43,921.89

Data Feed Used

Date	Description	Debit \$	Credit \$	Ledger Balance \$	Statement Balance \$	Variance \$
01/07/2021	Opening Balance			7,864.30		
13/07/2021	Direct Credit 062895 COMMONWEALTH SEC COMMSEC		11,782.55	19,646.85		
15/07/2021	Direct Debit 062934 COMMSEC SECURITI COMMSEC	18,329.95		1,316.90		
20/09/2021	Direct Credit 062895 COMMONWEALTH SEC COMMSEC		29,564.48	30,881.38		
11/10/2021	Direct Debit 062934 COMMSEC SECURITI COMMSEC	11,279.95		19,601.43		
12/10/2021	Direct Debit 062934 COMMSEC SECURITI COMMSEC	6,089.95		13,511.48		
20/10/2021	Direct Debit 062934 COMMSEC SECURITI COMMSEC	13,029.66		481.82		
19/01/2022	Direct Debit 062934 COMMSEC SECURITI COMMSEC	363.03		118.79		
21/01/2022	Direct Credit 062895 COMMONWEALTH SEC COMMSEC		11,400.05	11,518.84		
25/01/2022	Direct Credit 062895 COMMONWEALTH SEC COMMSEC		11,053.72	22,572.56		
28/01/2022	Direct Credit 062895 COMMONWEALTH SEC COMMSEC		12,810.05	35,382.61		
24/03/2022	Direct Debit 062934 COMMSEC SECURITI COMMSEC	34,888.01		494.60		
05/04/2022	Direct Credit 062895 COMMONWEALTH SEC COMMSEC		22,423.20	22,917.80		
07/04/2022	Direct Debit 062934 COMMSEC SECURITI COMMSEC	8.94		22,908.86		
14/04/2022	Direct Debit 062934 COMMSEC SECURITI COMMSEC	15,869.95		7,038.91		
22/04/2022	Transfer To SuperHelp Australia CommBank App Caudery Super	550.00		6,488.91		
29/04/2022	Direct Credit 062895 COMMONWEALTH SEC COMMSEC		24,570.05	31,058.96		

Caudery Super
Bank Statement Report

For The Period 01 July 2021 to 30 June 2022

Date	Description	Debit \$	Credit \$	Ledger Balance \$	Statement Balance \$	Variance \$
04/05/2022	Direct Credit 062895 COMMONWEALTH SEC COMMSEC		13,412.93	44,471.89		
28/06/2022	Transfer To SuperHelp Australia CommBank App Caudery Super Admin	550.00		43,921.89		
30/06/2022	CLOSING BALANCE			43,921.89		
		<u>100,959.44</u>	<u>137,017.03</u>			

MR BERNARD CAUDERY + MRS ALISON RUTH
 CAUDERY ITF CAUDERY SUPER FUND
 1308 MOUNT DANDENONG TOURIST RD
 KALORAMA VIC Australia 3766

30 May 2023

Dear MR BERNARD CAUDERY + MRS ALISON RUTH CAUDERY ITF CAUDERY SUPER FUND,
 Here's your account information and a list of transactions from 01/07/21-30/06/22.

Account name MR BERNARD CAUDERY + MRS ALISON RUTH CAUDERY ITF CAUDERY SUPER FUND
BSB 067167
Account number 11232151
Account type CDIA
Date opened 11/01/2013

Date	Transaction details	Amount	Balance
13 Jul 2021	Direct Credit 062895 COMMONWEALTH SEC COMMSEC	\$11,782.55	\$19,646.85
15 Jul 2021	Direct Debit 062934 COMMSEC SECURITI COMMSEC	-\$18,329.95	\$1,316.90
20 Sep 2021	Direct Credit 062895 COMMONWEALTH SEC COMMSEC	\$29,564.48	\$30,881.38
11 Oct 2021	Direct Debit 062934 COMMSEC SECURITI COMMSEC	-\$11,279.95	\$19,601.43
12 Oct 2021	Direct Debit 062934 COMMSEC SECURITI COMMSEC	-\$6,089.95	\$13,511.48
20 Oct 2021	Direct Debit 062934 COMMSEC SECURITI COMMSEC	-\$13,029.66	\$481.82
19 Jan 2022	Direct Debit 062934 COMMSEC SECURITI COMMSEC	-\$363.03	\$118.79
21 Jan 2022	Direct Credit 062895 COMMONWEALTH SEC COMMSEC	\$11,400.05	\$11,518.84
25 Jan 2022	Direct Credit 062895 COMMONWEALTH SEC COMMSEC	\$11,053.72	\$22,572.56
28 Jan 2022	Direct Credit 062895 COMMONWEALTH SEC COMMSEC	\$12,810.05	\$35,382.61
24 Mar 2022	Direct Debit 062934 COMMSEC SECURITI COMMSEC	-\$34,888.01	\$494.60
05 Apr 2022	Direct Credit 062895 COMMONWEALTH SEC COMMSEC	\$22,423.20	\$22,917.80
07 Apr 2022	Direct Debit 062934 COMMSEC SECURITI COMMSEC	-\$8.94	\$22,908.86

Date	Transaction details	Amount	Balance
14 Apr 2022	Direct Debit 062934 COMMSEC SECURITI COMMSEC	-\$15,869.95	\$7,038.91
22 Apr 2022	Transfer To SuperHelp Australia CommBank App Caudery Super	-\$550.00	\$6,488.91
29 Apr 2022	Direct Credit 062895 COMMONWEALTH SEC COMMSEC	\$24,570.05	\$31,058.96
04 May 2022	Direct Credit 062895 COMMONWEALTH SEC COMMSEC	\$13,412.93	\$44,471.89
28 Jun 2022	Transfer To SuperHelp Australia CommBank App Caudery Super Admin	-\$550.00	\$43,921.89

Any pending transactions haven't been included in this list. Proceeds of cheques aren't available until cleared.

If you have questions or need more information, go to commbank.com.au/support.

Yours sincerely,



Brian Moseley
General Manager, Retail Customer Service

77600 - Shares in Listed Companies (Australian)

2022 Financial Year

Preparer Shelley Lian

Reviewer Steven Lee

Status Ready for Review

Account Code	Description	CY Units	CY Balance	LY Units	LY Balance	Change
GRR.AX	Grange Resources Limited.	0.000000				0%
INR.AX	Ioneer Ltd	0.000000				0%
KAR.AX	Karoon Energy Ltd	0.000000		8750.000000	\$11,637.50	100%
LTR.AX	Liontown Resources Limited	0.000000				0%
PET.AX	Phoslock Environmental Technologies Limited	30000.000000	\$7,350.00	30000.000000	\$7,350.00	0%
PLS.AX	Pilbara Minerals Limited	0.000000				0%
VUL.AX	Vulcan Energy Resources Limited	0.000000				0%
TOTAL		CY Units	CY Balance	LY Units	LY Balance	
		30000.000000	\$7,350.00	38750.000000	\$18,987.50	

Supporting Documents

- Balance Review Report [Report](#)
- Investment Movement Report [Report](#)
- Comsec 4200911_2022EOFY Merged.pdf

Standard Checklist

- Attach Balance Review Report
- Attach copies of HIN/SRN or Chess Statements, Broker Statements, Contract Notes Corporate Action documentation and any other relevant Source Documentation
- Attach Investment Movement Report
- Ensure all Investments are valued correctly at June 30
- Ensure the investment is in accordance with the Fund's investment strategy

Caudery Super Balance Review Report

As at 30 June 2022

Investment Code	Investment Name	Holding Reference	Third Party Data			BGL Ledger	Variance
			Data Feed Provider	Balance Date	Balance Amount	Balance	
60400	Bank Accounts						
CBA11232151	CBA Direct Investment Account					43,921.89	
77600	Shares in Listed Companies (Australian)						
PET.AX	Phoslock Environmental Technologies Limited				Setup	30,000.0000	30,000.0000

Caudery Super Investment Movement Report

As at 30 June 2022

Investment	Opening Balance		Additions		Disposals			Closing Balance		Market Value
	Units	Cost	Units	Cost	Units	Cost	Accounting Profit/(Loss)	Units	Cost	
Bank Accounts										
CBA Direct Investment Account		7,864.30		137,017.03		(100,959.44)			43,921.89	43,921.89
		7,864.30		137,017.03		(100,959.44)			43,921.89	43,921.89
Shares in Listed Companies (Australian)										
GRR.AX - Grange Resources Limited.			30,032.00	37,898.94	(30,032.00)	(37,898.94)	84.04		0.00	
INR.AX - Ioneer Ltd			61,403.00	34,888.01	(61,403.00)	(34,888.01)	9,555.24		0.00	
KAR.AX - Karoon Energy Ltd	8,750.00	8,768.38			(8,750.00)	(8,768.37)	3,014.18		0.01	
LTR.AX - Liantown Resources Limited			6,779.00	12,028.78	(6,779.00)	(12,028.78)	(975.06)		0.00	
PET.AX - Phoslock Environmental Technologies Limited	30,000.00	7,669.95						30,000.00	7,669.95	7,350.00
PLS.AX - Pilbara Minerals Limited			6,161.00	13,029.66	(6,161.00)	(13,029.66)	10,036.14		0.00	
VUL.AX - Vulcan Energy Resources Limited			3,500.00	35,699.85	(3,500.00)	(35,699.85)	6,674.68		0.00	
		16,438.33		133,545.24		(142,313.61)	28,389.22		7,669.96	7,350.00
		24,302.63		270,562.27		(243,273.05)	28,389.22		51,591.85	51,271.89

Financial Year Summary

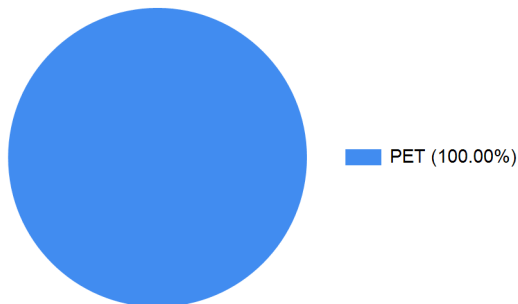
1 JULY 2021 - 30 JUNE 2022



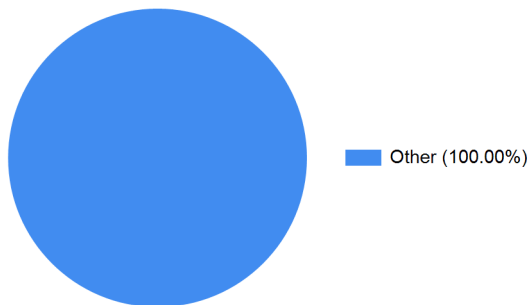
Portfolio Valuation	Account Number	Account Name	Value as at 30 June 2022
Shares	4200911	MR BERNARD CAUDERY + MRS ALISON RUTH CAUDERY <CAUDERY SUPER FUND A/C>	\$7,350.00
CDIA	11232151	CAUDERY SUPER	\$43,921.89
TOTAL PORTFOLIO VALUE			\$51,271.89

Allocation as at 30 June 2022

Shares in your portfolio



Sectors in your portfolio



Estimated Interest & Dividends 2021-2022 Financial Year

Est. Franked Dividends	\$0.00
Est. Unfranked Dividends	\$0.00
Est. Franking Credits	\$0.00
Est. Interest Received from Interest Rate Securities	\$0.00
TOTAL INCOME	\$0.00

Fees & Charges 2021-2022 Financial Year

Total Brokerage (inc. GST)	\$546.53
Total Subscriptions (inc. GST)	\$0.00
Other Fees (inc. GST)	\$0.00
TOTAL FEES & CHARGES	\$546.53

Financial Year Summary

1 JULY 2021 - 30 JUNE 2022



This statement only provides information for CDIA accounts that have been designated as the settlement account for your Commonwealth Securities Limited Share Trading account as at 30 June. Please refer to NetBank for interest income from all other CBA accounts.

The interest shown is net of any non-resident or TFN withholding tax (if applicable). Please refer to Netbank for bank fees paid on your designated CDIA settlement account in the financial year.

The total brokerage outlined does not include any rebates you may have received over the financial year. Refer to your transaction statement records for this information.

This report only includes an estimate of dividends paid for holdings held with Commonwealth Securities Limited as at the ex-dividend date. For instance, any dividends paid prior to holdings being transferred to Commonwealth Securities Limited are not included.

This statement is an estimated summary document only and it is not intended to replace any document which contains information that may be required for taxation purposes. You should therefore refer to your CHESSE statements, dividend statements, confirmation contract notes and other investment or bank account statements for your records in this regard. This statement may not include information on accounts which have been closed, switched product type, transferred Holder Identification Number (HIN), or switched Participant Identification Number (PID) during the financial year.

This statement is issued by Commonwealth Securities Limited ABN 60 067 254 399 AFSL 238814, a market participant of ASX and Cboe Australia Pty Ltd (formerly Chi-X Australia Pty Limited), a clearing participant of ASX Clear Pty Limited and a settlement participant of ASX Settlement Pty Limited. Commonwealth Securities Limited is a wholly owned but non-guaranteed subsidiary of the Commonwealth Bank of Australia ABN 48 123 123 124 AFSL 234945 ("CBA"). Information contained in this statement is believed to be accurate at the time the statement is generated. CBA and its subsidiaries do not accept any liability for any errors or omissions contained in this statement, or any responsibility for any action taken in reliance on this statement. This document contains general information only and does not take into account your individual objectives, financial and taxation situations or needs. Before acting on the information, consider the appropriateness of your own objectives, needs, financial and taxation situation and, if necessary, seek appropriate independent financial and taxation advice. CBA is not a registered tax (financial) adviser under the Tax Agent Services Act 2009. If there are any errors in this statement, please contact us.

Address: Commonwealth Securities Limited, Locked Bag 22, Australia Square NSW 1215 | Phone: 13 15 19 | Website: www.commsec.com.au

If you are not satisfied with the service or advice you receive from us, you are entitled to complain. We have established procedures to ensure that all enquiries and complaints are properly dealt with. Please refer to our Financial Services Guide for more information. If an issue has not been resolved to your satisfaction, you can lodge a complaint with the Australian Financial Complaints Authority. AFCA provides fair and independent financial services complaint resolution that is free to consumers. Website: www.afca.org.au, Telephone: 1800 931 678 (free call), Email: info@afca.org.au, In writing to: Australian Financial Complaints Authority, GPO Box 3, Melbourne VIC 3001.

Portfolio Valuation

30 JUNE 2022



SHARES - 4200911 - HIN 49430850

MR BERNARD CAUDERY + MRS ALISON RUTH CAUDERY <CAUDERY SUPER FUND A/C>

Portfolio	Units	Unit Price	Portfolio Value	% of Portfolio
PET - PHOSLOCK ENV TEC LTD FPO (ORDINARY FULLY PAID)	30,000	\$0.2450	\$7,350.00	14.34%
		Sub Total	\$7,350.00	14.34%

Cash Accounts	Portfolio Value	% of Portfolio	
CDIA - 06716711232151	\$43,921.89	85.66%	
	TOTAL	\$51,271.89	100.00%

30 JUNE 2022

This statement only provides information for CDIA accounts that have been designated as the settlement account for your Commonwealth Securities Limited Share Trading account as at 30 June. Please refer to NetBank for interest income from all other CBA accounts.

The interest shown is net of any non-resident or TFN withholding tax (if applicable). Please refer to Netbank for bank fees paid on your designated CDIA settlement account in the financial year.

The total brokerage outlined does not include any rebates you may have received over the financial year. Refer to your transaction statement records for this information.

This report only includes an estimate of dividends paid for holdings held with Commonwealth Securities Limited as at the ex-dividend date. For instance, any dividends paid prior to holdings being transferred to Commonwealth Securities Limited are not included.

This statement is an estimated summary document only and it is not intended to replace any document which contains information that may be required for taxation purposes. You should therefore refer to your CHESS statements, dividend statements, confirmation contract notes and other investment or bank account statements for your records in this regard. This statement may not include information on accounts which have been closed, switched product type, transferred Holder Identification Number (HIN), or switched Participant Identification Number (PID) during the financial year.

This statement is issued by Commonwealth Securities Limited ABN 60 067 254 399 AFSL 238814, a market participant of ASX and Cboe Australia Pty Ltd (formerly Chi-X Australia Pty Limited), a clearing participant of ASX Clear Pty Limited and a settlement participant of ASX Settlement Pty Limited. Commonwealth Securities Limited is a wholly owned but non-guaranteed subsidiary of the Commonwealth Bank of Australia ABN 48 123 123 124 AFSL 234945 ("CBA"). Information contained in this statement is believed to be accurate at the time the statement is generated. CBA and its subsidiaries do not accept any liability for any errors or omissions contained in this statement, or any responsibility for any action taken in reliance on this statement. This document contains general information only and does not take into account your individual objectives, financial and taxation situations or needs. Before acting on the information, consider the appropriateness of your own objectives, needs, financial and taxation situation and, if necessary, seek appropriate independent financial and taxation advice. CBA is not a registered tax (financial) adviser under the Tax Agent Services Act 2009. If there are any errors in this statement, please contact us.

Address: Commonwealth Securities Limited, Locked Bag 22, Australia Square NSW 1215 | Phone: 13 15 19 | Website: www.commsec.com.au

If you are not satisfied with the service or advice you receive from us, you are entitled to complain. We have established procedures to ensure that all enquiries and complaints are properly dealt with. Please refer to our Financial Services Guide for more information. If an issue has not been resolved to your satisfaction, you can lodge a complaint with the Australian Financial Complaints Authority. AFCA provides fair and independent financial services complaint resolution that is free to consumers. Website: www.afca.org.au, Telephone: 1800 931 678 (free call), Email: info@afca.org.au, In writing to: Australian Financial Complaints Authority, GPO Box 3, Melbourne VIC 3001.

Transaction Summary

1 JULY 2021 - 30 JUNE 2022



MR BERNARD CAUDERY + MRS ALISON RUTH CAUDERY <CAUDERY SUPER FUND A/C>

SHARES - 4200911 - HIN 49430850

Total Buys and Sells	2021 - 2022 Financial Year
Total Buys (inc. Brokerage + GST)	\$133,545.24
Total Sells (inc. Brokerage + GST)	\$170,702.83

GRR - GRANGE RESOURCES. FPO (ORDINARY FULLY PAID)

Date	Type	Quantity	Unit Price	Trade Value	Brokerage+GST	GST	CNote	Total Value
02-May-2022	Sell	-10,032	\$1.3400	-\$13,442.88	\$29.95	\$2.72	132765770	-\$13,412.93
27-Apr-2022	Sell	-20,000	\$1.2300	-\$24,600.00	\$29.95	\$2.72	132605061	-\$24,570.05
12-Apr-2022	Buy	12,000	\$1.3200	\$15,840.00	\$29.95	\$2.72	132193813	\$15,869.95
05-Apr-2022	Buy	18,032	\$1.2200	\$21,999.04	\$29.95	\$2.72	131904601	\$22,028.99
Sub Total					\$119.80	\$10.88		-\$84.04

INR - IONEER LTD FPO (ORDINARY FULLY PAID)

Date	Type	Quantity	Unit Price	Trade Value	Brokerage+GST	GST	CNote	Total Value
06-Apr-2022	Sell	-30,000	\$0.7350	-\$22,050.00	\$29.95	\$2.72	131959870	-\$22,020.05
01-Apr-2022	Sell	-31,403	\$0.7150	-\$22,453.15	\$29.95	\$2.72	131722591	-\$22,423.20
22-Mar-2022	Buy	61,403	\$0.5675	\$34,846.20	\$41.81	\$3.80	131317482	\$34,888.01
Sub Total					\$101.71	\$9.24		-\$9,555.24

KAR - KAROON ENERGY LTD FPO (ORDINARY FULLY PAID)

Date	Type	Quantity	Unit Price	Trade Value	Brokerage+GST	GST	CNote	Total Value
09-Jul-2021	Sell	-8,750	\$1.3500	-\$11,812.50	\$29.95	\$2.72	120441554	-\$11,782.55
Sub Total					\$29.95	\$2.72		-\$11,782.55

LTR - LIONTOWN RESOURCES FPO (ORDINARY FULLY PAID)

Date	Type	Quantity	Unit Price	Trade Value	Brokerage+GST	GST	CNote	Total Value
21-Jan-2022	Sell	-6,779	\$1.6350	-\$11,083.67	\$29.95	\$2.72	128930202	-\$11,053.72
17-Jan-2022	Buy	6,779	\$1.7700	\$11,998.83	\$29.95	\$2.72	128604448	\$12,028.78
Sub Total					\$59.90	\$5.44		\$975.06

PLS - PILBARA MIN LTD FPO (ORDINARY FULLY PAID)

Date	Type	Quantity	Unit Price	Trade Value	Brokerage+GST	GST	CNote	Total Value
19-Jan-2022	Sell	-3,000	\$3.8100	-\$11,430.00	\$29.95	\$2.72	128739275	-\$11,400.05
14-Jan-2022	Sell	-3,161	\$3.7000	-\$11,695.70	\$29.95	\$2.72	128555105	-\$11,665.75
18-Oct-2021	Buy	6,161	\$2.1100	\$12,999.71	\$29.95	\$2.72	125041062	\$13,029.66
Sub Total					\$89.85	\$8.16		-\$10,036.14

Transaction Summary

1 JULY 2021 - 30 JUNE 2022



VUL - VULCAN ENERGY FPO (ORDINARY FULLY PAID)

Date	Type	Quantity	Unit Price	Trade Value	Brokerage+GST	GST	CNote	Total Value
25-Jan-2022	Sell	-1,500	\$8.5600	-\$12,840.00	\$29.95	\$2.72	129101819	-\$12,810.05
08-Oct-2021	Buy	500	\$12.1400	\$6,070.00	\$19.95	\$1.81	124686458	\$6,089.95
07-Oct-2021	Buy	1,000	\$11.2500	\$11,250.00	\$29.95	\$2.72	124628522	\$11,279.95
16-Sep-2021	Sell	-2,000	\$14.8000	-\$29,600.00	\$35.52	\$3.23	123503325	-\$29,564.48
13-Jul-2021	Buy	2,000	\$9.1500	\$18,300.00	\$29.95	\$2.72	120548437	\$18,329.95
Sub Total					\$145.32	\$13.20		-\$6,674.68

Transaction Summary

1 JULY 2021 - 30 JUNE 2022



The transaction summary is only able to display information available to Commonwealth Securities Limited. Certain transactions may not be displayed, including but not limited to transactions made off market such as Initial Public Offerings (IPOs) and Delivery vs Payment Settlements (DvP). Transactions regarding corporate actions or stock transfers are not included and can be found on your statements as issued by the company or the share registry. Transactions for Issuer Sponsored holdings placed outside of this account are not included in this summary. Links to some of the key share registries can be found below:

Computershare (<http://www.computershare.com/au/Pages/default.aspx>)
Link Market Services (<https://investorcentre.linkmarketservices.com.au/Login.aspx/Login>)
Boardroom Limited (<https://boardroomlimited.com.au>)
Security Transfer Registrars (<https://www.securitytransfer.com.au>)
Advanced Share Registry Services (<http://www.advancedshare.com.au/Home.aspx>)

The total brokerage outlined does not include any rebates you may have received over the financial year. Refer to your transaction statement records for this information.

This report only includes an estimate of dividends paid for holdings held with Commonwealth Securities Limited as at the ex-dividend date. For instance, any dividends paid prior to holdings being transferred to Commonwealth Securities Limited are not included.

This statement is an estimated summary document only and it is not intended to replace any document which contains information that may be required for taxation purposes. You should therefore refer to your CHESS statements, dividend statements, confirmation contract notes and other investment or bank account statements for your records in this regard. This statement may not include information on accounts which have been closed, switched product type, transferred Holder Identification Number (HIN), or switched Participant Identification Number (PID) during the financial year.

This statement is issued by Commonwealth Securities Limited ABN 60 067 254 399 AFSL 238814, a market participant of ASX and Cboe Australia Pty Ltd (formerly Chi-X Australia Pty Limited), a clearing participant of ASX Clear Pty Limited and a settlement participant of ASX Settlement Pty Limited. Commonwealth Securities Limited is a wholly owned but non-guaranteed subsidiary of the Commonwealth Bank of Australia ABN 48 123 123 124 AFSL 234945 ("CBA"). Information contained in this statement is believed to be accurate at the time the statement is generated. CBA and its subsidiaries do not accept any liability for any errors or omissions contained in this statement, or any responsibility for any action taken in reliance on this statement. This document contains general information only and does not take into account your individual objectives, financial and taxation situations or needs. Before acting on the information, consider the appropriateness of your own objectives, needs, financial and taxation situation and, if necessary, seek appropriate independent financial and taxation advice. CBA is not a registered tax (financial) adviser under the Tax Agent Services Act 2009. If there are any errors in this statement, please contact us.

Address: Commonwealth Securities Limited, Locked Bag 22, Australia Square NSW 1215 | Phone: 13 15 19 | Website: www.commsec.com.au

If you are not satisfied with the service or advice you receive from us, you are entitled to complain. We have established procedures to ensure that all enquiries and complaints are properly dealt with. Please refer to our Financial Services Guide for more information. If an issue has not been resolved to your satisfaction, you can lodge a complaint with the Australian Financial Complaints Authority. AFCA provides fair and independent financial services complaint resolution that is free to consumers. Website: www.afca.org.au, Telephone: 1800 931 678 (free call), Email: info@afca.org.au, In writing to: Australian Financial Complaints Authority, GPO Box 3, Melbourne VIC 3001.

Interest & Estimated Dividend Summary



1 JULY 2021 - 30 JUNE 2022

SHARES - 4200911 - HIN 49430850

MR BERNARD CAUDERY + MRS ALISON RUTH CAUDERY <CAUDERY SUPER FUND A/C>

ESTIMATED DIVIDEND SUMMARY

There are no transactions on this account.

TOTAL

\$0.00

ESTIMATED INTEREST RECEIVED

There are no transactions on this account.

TOTAL

\$0.00

INTEREST INCOME SUMMARY

Account	Interest
CDIA - 11232151	\$0.00
TOTAL	\$0.00

Interest & Estimated Dividend Summary



1 JULY 2021 - 30 JUNE 2022

This statement only provides information for CDIA accounts that have been designated as the settlement account for your Commonwealth Securities Limited Share Trading account as at 30 June. Please refer to NetBank for interest income from all other CBA accounts.

The interest shown is net of any non-resident or TFN withholding tax (if applicable). Please refer to Netbank for bank fees paid on your designated CDIA settlement account in the financial year.

The total brokerage outlined does not include any rebates you may have received over the financial year. Refer to your transaction statement records for this information.

This report only includes an estimate of dividends paid for holdings held with Commonwealth Securities Limited as at the ex-dividend date. For instance, any dividends paid prior to holdings being transferred to Commonwealth Securities Limited are not included.

This statement is an estimated summary document only and it is not intended to replace any document which contains information that may be required for taxation purposes. You should therefore refer to your CHESS statements, dividend statements, confirmation contract notes and other investment or bank account statements for your records in this regard. This statement may not include information on accounts which have been closed, switched product type, transferred Holder Identification Number (HIN), or switched Participant Identification Number (PID) during the financial year.

This statement is issued by Commonwealth Securities Limited ABN 60 067 254 399 AFSL 238814, a market participant of ASX and Cboe Australia Pty Ltd (formerly Chi-X Australia Pty Limited), a clearing participant of ASX Clear Pty Limited and a settlement participant of ASX Settlement Pty Limited. Commonwealth Securities Limited is a wholly owned but non-guaranteed subsidiary of the Commonwealth Bank of Australia ABN 48 123 123 124 AFSL 234945 ("CBA"). Information contained in this statement is believed to be accurate at the time the statement is generated. CBA and its subsidiaries do not accept any liability for any errors or omissions contained in this statement, or any responsibility for any action taken in reliance on this statement. This document contains general information only and does not take into account your individual objectives, financial and taxation situations or needs. Before acting on the information, consider the appropriateness of your own objectives, needs, financial and taxation situation and, if necessary, seek appropriate independent financial and taxation advice. CBA is not a registered tax (financial) adviser under the Tax Agent Services Act 2009. If there are any errors in this statement, please contact us.

Address: Commonwealth Securities Limited, Locked Bag 22, Australia Square NSW 1215 | Phone: 13 15 19 | Website: www.commsec.com.au

If you are not satisfied with the service or advice you receive from us, you are entitled to complain. We have established procedures to ensure that all enquiries and complaints are properly dealt with. Please refer to our Financial Services Guide for more information. If an issue has not been resolved to your satisfaction, you can lodge a complaint with the Australian Financial Complaints Authority. AFCA provides fair and independent financial services complaint resolution that is free to consumers. Website: www.afca.org.au, Telephone: 1800 931 678 (free call), Email: info@afca.org.au, In writing to: Australian Financial Complaints Authority, GPO Box 3, Melbourne VIC 3001.

Interest & Estimated Dividend Summary



1 JULY 2021 - 30 JUNE 2022

GLOSSARY

Units	The number of registered securities that you own.
Unit Price	The Portfolio Valuation 'Unit Price' is calculated using a 'Reference' Price provided by the ASX which takes into account an adjustment to determine value at Close of Market if the Security does not trade in the Closing Single Price Auction on the Valuation Date.
Brokerage	The fee or charge that is paid by you when transacting a buy or sell.
Holder Identification Number (HIN)	When you are CHESS sponsored with a Broker you will be issued a unique number, called a HIN. Multiple holdings can be registered under the single HIN. A HIN starts with the letter X and usually followed by 10 numbers, e.g. X0001234567.
Dividend	A dividend is a payment made to shareholders from the company. This payment is a portion of the company's profits. ASX listed companies typically pay dividends twice a year, usually as an 'interim' dividend and a 'final dividend'. From time to time, a company may also pay a 'special' dividend.
Ex-dividend date	The ex-dividend date occurs two business days before the company's Record Date. To be entitled to a dividend a shareholder must have purchased the shares before the ex-dividend date. If you purchase shares on or after that date, the previous owner of the shares (and not you) is entitled to the dividend.
Interim dividend	A dividend paid during the year, usually accompanying a company's interim financial statements.
Final dividend	A dividend paid at the end of a company's financial year, representing a return based on the previous twelve months' financial performance and the future outlook.
Special dividend	A dividend paid by the company outside typical recurring (interim and final) dividend cycle.
Record date	The record date is the date the share registries use in determining who is entitled to a dividend or entitlement associated with a security. Those who held the security in the company and were on the register on the record date are eligible for the entitlement.
Payment date	The date on which a declared dividend is scheduled to be paid.
Unfranked dividend	Dividends which do not carry a franking credit.
Franked dividend	Franked dividends are paid to security holders out of profits on which the company has already paid tax.
Franking /Imputation Credit	A franking credit is your share of tax paid by a company on the profits from which your dividend is paid. They are also known as Imputation Credits.
Total subscription	Total subscription can include, but is not limited to market data and research subscription fees and share trade alerts.
Other fees	Other fees can include, but are not limited to: Off market transfer fees, conditional trading fees, rejection fees, early and late settlement fees, fail fees, SRN query, rebooking fees, cheque payment fee or cheque dishonour fees and the printing and posting of contract notes.
Corporate action (CA)	Any action initiated by the company or corporation, for the purpose of giving an entitlement to shareholders.

89000 - Deferred Tax Liability/Asset

2022 Financial Year

Preparer Shelley Lian

Reviewer Steven Lee

Status Ready for Review

Account Code	Description	CY Balance	LY Balance	Change
89000	Deferred Tax Liability/Asset	\$13,291.49	\$17,097.96	(22.26)%
TOTAL		CY Balance	LY Balance	
		\$13,291.49	\$17,097.96	

Supporting Documents

- Deferred Tax Reconciliation Report [Report](#)

Standard Checklist

- Attach all source documentation and confirmations of Liability
- Attach copy of Deferred Tax Reconciliation Report

Caudery Super Deferred Tax Reconciliation

For The Period 01 July 2021 - 30 June 2022

Investment Code	Investment Name	Revaluation/Tax Deferred	Permanent Difference (Non- Assessable)	Temporary Difference (Assessable)	Temporary Difference (Accumulation Portion)
Revaluations					
KAR.AX	Karoon Energy Ltd	(2,869.13)	(956.38)	(1,912.75)	(1,912.75)
		(2,869.13)	(956.38)	(1,912.75)	(1,912.75)
Total		(2,869.13)	(956.38)	(1,912.75)	(1,912.75)
Deferred Tax Liability (Asset) Summary					
Opening Balance		(17,097.96)			
Current Year Transactions		(286.91)			
Total Capital Losses		0.00			
Total Tax Losses		(165.00)			
Deferred Tax WriteBacks/Adjustment		0.00			
Capital Loss carried forward recouped		4,258.38			
Tax Loss carried forward recouped		0.00			
Closing Balance		(13,291.49)			

A - Financial Statements

2022 Financial Year

Preparer Shelley Lian

Reviewer Steven Lee

Status Ready for Review

Supporting Documents

No supporting documents

Standard Checklist

- Attach copy of Financial Statements
- Attach copy of SMSF Annual Return

B - Permanent Documents

2022 Financial Year

Preparer Shelley Lian

Reviewer Steven Lee

Status Ready for Review

Supporting Documents

- Fund Summary Report Report

Standard Checklist

- Attach latest copy of ASIC annual company statement (if corporate trustee)
- Ensure latest copies of ATO Trustee Declarations and ATO confirmation that the fund is a regulated fund is attached
- Ensure latest copies of trustee consents, member consents and registers are attached
- Ensure latest copy of trust deed (including amendments) are attached
- Use [Australian Business Register](#) to ensure details are correct
- Use [Super Fund Lookup](#) to check the eligibility to receive rollovers and contributions

Caudery Super Fund Summary Report

As at 30 June 2022

Fund Details

Date Formed: 01/07/2008

Tax File Number: Provided

ABN: 87997131773

Period: 01/07/2021 - 30/06/2022

Fund Type: SMSF

GST Registered: No

Postal Address:

1308 Mount Dandenong Tourist Road

Kalorama, Victoria 3766

Physical Address:

1308 Mount Dandenong Tourist Road

Kalorama, Victoria 3766

Members

Number of Members: 2

Name	Age	Member Accounts	Pension Accounts	Tax File Number	Beneficiary Details
Caudery, Bernard Philip	59	1	0	Provided	Not Provided
Caudery, Alison Ruth	58	1	0	Provided	Not Provided

Fund Relationships

Relationship Type	Contact
Accountant	Superhelp Australia Pty Ltd
Auditor	Super Audits Pty Ltd
Fund Contact	Caudery, Bernard Philip
Tax Agent	Superhelp Australia Pty Ltd
Trustee	Caudery, Bernard Philip
Trustee	Caudery, Alison Ruth

C - Other Documents

2022 Financial Year

Preparer Shelley Lian

Reviewer Steven Lee

Status Ready for Review

Supporting Documents

- Investment strategy (4).pdf

Standard Checklist

- Attach copy of any SOAs issued during the Financial Year
- Attach copy of Investment Strategy
- Attach signed Engagement Letter
- Attach signed Trustee Representation Letter
- Attach Trustee Minutes prepared during the year

Caudery Super Projected Investment Strategy

Overview

The aim of this strategy is to provide the Members with an income on retirement.

Investment Objectives

The Trustee(s) will at all times ensure the funds assets are invested in accordance with the trust deed and comply with the applicable legislative requirements.

The Trustee(s) will act prudently to maximise the rate of return, subject to acceptable risk parameters whilst maintaining an appropriate diversification across a broad range of assets whilst assessing the risks where it is determined the fund's portfolio lacks diversification and / or has elected to implement a sector bias.

Having considered the risk profile of the fund and the member's needs and circumstances, the trustee has adopted the following objectives for the investment of assets of the fund;

- to achieve an investment return (based on market values and net of tax and charges) that exceeds the CPI by at least 3% per annum when measured over a rolling 5 year period.
- to have a probability of zero or negative returns in any 12 Month period of less than one in five years; and
- have sufficient liquidity to meet liabilities as and when they fall due.
- to consider the need to hold a policy of insurance for one or more members of the fund.

Investment Strategy

The fund will invest in a portfolio of assets according to market conditions and within the ranges specified below:

Asset Allocation

The targeted asset allocation will be in the following ranges:

<u>Asset Class</u>	<u>Target Range</u>	<u>Benchmark</u>
Australian Shares	0 - 75 %	75 %
International Shares	0 - 0 %	0 %
Cash	0 - 25 %	25 %
Australian Fixed Interest	0 - 0 %	0 %
International Fixed Interest	0 - 0 %	0 %
Mortgages	0 - 0 %	0 %
Direct Property	0 - 0 %	0 %
Listed Property	0 - 0 %	0 %
Other	0 - 0 %	0 %

Quality companies and trusts as supported by research and fundamental analysis will be selected. Direct investments in property, artwork and lease equipment may form part of the strategy provided there is sufficient basis for the decision.

Insurance


The Trustees have considered and consulted Professional Advice where necessary to ensure that all fund members have the correct type and level of insurance. Insurance may be held within or outside the SMSF.

Review and Monitoring


The trustees will monitor and review the fund's investment activities on a regular basis and to communicate with the members should they feel that any change in strategy is necessary in order to achieve the fund's objective.

Date: 27/5/2022

Caudery Super
Projected Investment Strategy



Bernard Philip Caudery



Alison Ruth Caudery

D - Pension Documentation

2022 Financial Year

Preparer Shelley Lian

Reviewer Steven Lee

Status Ready for Review

Supporting Documents

- Transfer Balance Account Summary [Report](#)

Standard Checklist

- Attach Actuarial Certificate
- Attach documentation supporting any pensions commenced during the financial year
- Attach documentation supporting any pensions commuted during the financial year
- Ensure correct Transfer Balance Account Reports have been lodged with the ATO

Caudery Super

Transfer Balance Account Summary

For The Period 01 July 2021 - 30 June 2022

Member	Pension Type	Date	Lodgment Date	Transaction Type	Event Type	Debit	Credit	Balance	Cap Limit	Remaining Cap
---------------	---------------------	-------------	--------------------------	-------------------------	-----------------------	--------------	---------------	----------------	------------------	----------------------

Alison Ruth Caudery

Bernard Philip
Caudery

E - Estate Planning

2022 Financial Year

Preparer Shelley Lian

Reviewer Steven Lee

Status Ready for Review

Supporting Documents

No supporting documents

Standard Checklist

- Attach Death Benefit Nominations (if applicable)
- Attach Life Insurance Policies (if applicable)
- Attach Reversionary Pension documentation (if applicable)
- Attach SMSF Will (if applicable)
- Review current Estate planning to ensure it matches wishes of members