

---

# The Armstrong Superannuation Fund

## Reports

### Table of Contents

---

#### Report Name

Fund Details Report

Trial Balance

General Ledger Audit Trail Report

Bank Account Movement Report

Investment Summary Report

Investment Movement and Returns Report

Investment Allocation

Foreign Cash Reconciliation

Statement of Taxable Income Report

Foreign Income and Expenses Worksheet

Tax Accounting Reconciliation

---

## The Armstrong Superannuation Fund

### Fund Details Report

---

#### Fund Details

Fund Start Date	20 February 1989
Fund Code	ARMSTSF
Name	The Armstrong Superannuation Fund
Previous Name	
Legal Type	SMSF
Is Resident	True
ABN	66 464 866 741
TFN	44572796
SFN	
RSE Registration Number	
RSE Effective Date	

#### Fund Contact Details

Phone	
Fax	
Email	
URL	
Use Physical Address for Mailing	True

#### Physical Address

Line 1	1 Devonshire Street
Line 2	
Line 3	
Suburb	CROYDON
State	NSW
Postcode	2132
Validate Address	False

#### Trust Deeds

<b>Deed Date</b>	20 February 1989	<b>Date Printed</b>	
<b>Jurisdiction</b>	NSW	<b>Deed Type</b>	Establishment
<b>Trustee Name</b>	Allworths Pty Ltd		
<b>Deed Source</b>	Not Supplied		
<b>Comments</b>			

---

**The Armstrong Superannuation Fund**  
**Fund Details Report**

---

**Fund Investment Returns**

<b>Financial Year</b>	<b>Rate Of Return</b>
2020	Not Recorded
2019	Not Recorded
2018	Not Recorded
2017	Not Recorded
2016	Not Recorded
2015	Not Recorded
2014	Not Recorded
2013	Not Recorded
2012	Not Recorded
2011	Not Recorded
2010	Not Recorded
2009	Not Recorded
2008	Not Recorded
2007	Not Recorded
2006	Not Recorded
2005	Not Recorded
2004	Not Recorded
2003	Not Recorded
2002	Not Recorded
2001	Not Recorded
2000	Not Recorded
1999	Not Recorded
1998	Not Recorded
1997	Not Recorded
1996	Not Recorded
1995	Not Recorded
1994	Not Recorded
1993	Not Recorded
1992	Not Recorded
1991	Not Recorded
1990	Not Recorded
1989	Not Recorded

---

## The Armstrong Superannuation Fund

### Fund Details Report

---

#### Corporate Trustee Details

Name	Allworths Pty Ltd
ABN	
ACN	003713415
TFN	

#### Contact Details

Phone	0299719972
Fax	
Email	
URL	
Preferred Voice Contact	
Preferred Written Contact	MailingAddress
Use Physical Address for Mailing	True

#### Physical Address

Line 1	Suite 201
Line 2	30 Fisher Road
Line 3	
Suburb	DEE WHY
State	NSW
Postcode	2099
Validate Address	False

#### Fund Settings

Annual Return Address Default	Fund
-------------------------------	------

#### Fund Policy

Fund Policy Start Date

Fund Policy End Date

#### GST

GST Status	Non-Registered
GST Status Date	
GST Tax Period	

#### Pensions

Segregate for Pension Purposes	False
Pension Exempt % (Actuarial)	96.48%
Pension Exempt % (Expenses)	

#### Tax Effect Accounting

Use Tax Effect Accounting	False
Capital Loss Provision %	0.00%
Income Loss Provision %	0.00%
Unrealised Gains Provision %	0.00%

#### Bank Accounts

<b>Code and Description</b>	<b>Macquarie - Macquarie CMA</b>
Account Type	Bank Account
BSB	182-512
Account Number	964023865
Account Name	Allworths Pty Ltd ATF The Armstrong Superannuation Fund
Operational Account	True
Holding Reference Type	
Holding Reference	
In-House Asset	False

---

---

## The Armstrong Superannuation Fund

### Fund Details Report

---

#### Investment Accounts

---

<b>Code and Description</b>	<b>ANZ - Australia And New Zealand Banking Group Limited</b>
-----------------------------	--

Holding Reference Type

Holding Reference

Security Issue Code ANZ

Market Type Code LM

Unlisted Security Type Code

In-House Asset False

---

<b>Code and Description</b>	<b>ASX - ASX Limited</b>
-----------------------------	--------------------------

Holding Reference Type

Holding Reference

Security Issue Code ASX

Market Type Code LM

Unlisted Security Type Code

In-House Asset False

---

<b>Code and Description</b>	<b>BHP - BHP Group Limited</b>
-----------------------------	--------------------------------

Holding Reference Type

Holding Reference

Security Issue Code BHP

Market Type Code LM

Unlisted Security Type Code

In-House Asset False

---

<b>Code and Description</b>	<b>BLD - Boral Limited.</b>
-----------------------------	-----------------------------

Holding Reference Type

Holding Reference

Security Issue Code BLD

Market Type Code LM

Unlisted Security Type Code

In-House Asset False

---

<b>Code and Description</b>	<b>BND - Bandanna Energy Limited</b>
-----------------------------	--------------------------------------

Holding Reference Type

Holding Reference

Security Issue Code BND

Market Type Code LM

Unlisted Security Type Code

In-House Asset False

---

<b>Code and Description</b>	<b>CBA - Commonwealth Bank Of Australia.</b>
-----------------------------	--

Holding Reference Type

Holding Reference

Security Issue Code CBA

Market Type Code LM

Unlisted Security Type Code

In-House Asset False

---

<b>Code and Description</b>	<b>FSE - Firestone Energy Limited</b>
-----------------------------	---------------------------------------

---

## The Armstrong Superannuation Fund

### Fund Details Report

---

Holding Reference Type	
Holding Reference	
Security Issue Code	FSE
Market Type Code	LM
Unlisted Security Type Code	
In-House Asset	False
<b>Code and Description</b>	<b>JHG - Janus Henderson Group PLC - Chess Depository Interests 1:1</b>
Holding Reference Type	
Holding Reference	
Security Issue Code	JHG
Market Type Code	LM
Unlisted Security Type Code	
In-House Asset	False
<b>Code and Description</b>	<b>LLC - Lendlease Group - Fully Paid Ordinary/Units Stapled Securities</b>
Holding Reference Type	
Holding Reference	
Security Issue Code	LLC
Market Type Code	LM
Unlisted Security Type Code	
In-House Asset	False
<b>Code and Description</b>	<b>MGG - Magellan Global Trust - Ordinary Units Fully Paid</b>
Holding Reference Type	
Holding Reference	
Security Issue Code	MGG
Market Type Code	LM
Unlisted Security Type Code	
In-House Asset	False
<b>Code and Description</b>	<b>MICH - Magellan Infrastructure Fund (Currency Hedged)(Managed Fund) - Trading Managed Fund Units Fully Paid</b>
Holding Reference Type	
Holding Reference	
Security Issue Code	MICH
Market Type Code	LM
Unlisted Security Type Code	
In-House Asset	False
<b>Code and Description</b>	<b>NAB - National Australia Bank Limited</b>
Holding Reference Type	
Holding Reference	
Security Issue Code	NAB
Market Type Code	LM
Unlisted Security Type Code	
In-House Asset	False
<b>Code and Description</b>	<b>PTM - Platinum Asset Management Limited</b>

---

## The Armstrong Superannuation Fund

### Fund Details Report

---

Holding Reference Type	
Holding Reference	
Security Issue Code	PTM
Market Type Code	LM
Unlisted Security Type Code	
In-House Asset	False
<hr/>	
<b>Code and Description</b>	<b>RHC - Ramsay Health Care Limited</b>
Holding Reference Type	
Holding Reference	
Security Issue Code	RHC
Market Type Code	LM
Unlisted Security Type Code	
In-House Asset	False
<hr/>	
<b>Code and Description</b>	<b>SOL - Washington H Soul Pattinson &amp; Company Limited</b>
Holding Reference Type	
Holding Reference	
Security Issue Code	SOL
Market Type Code	LM
Unlisted Security Type Code	
In-House Asset	False
<hr/>	
<b>Code and Description</b>	<b>TLS - Telstra Corporation Limited.</b>
Holding Reference Type	
Holding Reference	
Security Issue Code	TLS
Market Type Code	LM
Unlisted Security Type Code	
In-House Asset	False
<hr/>	
<b>Code and Description</b>	<b>TML - Timah Resources Limited</b>
Holding Reference Type	
Holding Reference	
Security Issue Code	TML
Market Type Code	LM
Unlisted Security Type Code	
In-House Asset	False
<hr/>	
<b>Code and Description</b>	<b>VID - Videlli Limited</b>
Holding Reference Type	
Holding Reference	
Security Issue Code	VID
Market Type Code	LM
Unlisted Security Type Code	
In-House Asset	False
<hr/>	
<b>Code and Description</b>	<b>WBC - Westpac Banking Corporation</b>
Holding Reference Type	
Holding Reference	
Security Issue Code	WBC
Market Type Code	LM
Unlisted Security Type Code	
In-House Asset	False

---

---

**The Armstrong Superannuation Fund**  
**Fund Details Report**

---

<b>Code and Description</b>	<b>WES - Wesfarmers Limited</b>
Holding Reference Type	
Holding Reference	
Security Issue Code	WES
Market Type Code	LM
Unlisted Security Type Code	
In-House Asset	False
<hr/>	
<b>Code and Description</b>	<b>WLE - Wam Leaders Limited</b>
Holding Reference Type	
Holding Reference	
Security Issue Code	WLE
Market Type Code	LM
Unlisted Security Type Code	
In-House Asset	False
<hr/>	
<b>Code and Description</b>	<b>WOW - Woolworths Group Limited</b>
Holding Reference Type	
Holding Reference	
Security Issue Code	WOW
Market Type Code	LM
Unlisted Security Type Code	
In-House Asset	False
<hr/>	
<b>Code and Description</b>	<b>WPL - Woodside Petroleum Ltd</b>
Holding Reference Type	
Holding Reference	
Security Issue Code	WPL
Market Type Code	LM
Unlisted Security Type Code	
In-House Asset	False
<hr/>	
<b>Code and Description</b>	<b>WPLR - Woodside Petroleum Limited - Rights-Appsclose 07Mar2018 Us Prohibited</b>
Holding Reference Type	
Holding Reference	
Security Issue Code	WPLR
Market Type Code	LD
Unlisted Security Type Code	
In-House Asset	False

---



---

## The Armstrong Superannuation Fund

### Fund Details Report

---

#### Member Details

<b>Member Number</b>	1
Title	MRS
First Name	Wendy
Middle Names	Anne
Family Name	Armstrong
Gender	Female
Date of Birth	18 November 1956
Date of Death	
Preferred Salutation	
Preferred Name	

#### Contact Details

Preferred Voice Contact	Home
Preferred Written Contact	MailingAddress
Home Phone	
Work Phone	
Mobile	
Fax	
Direct	
Email	
Use Physical Address for Mailing	True

#### Physical Address

Line 1	1 Devonshire Street
Line 2	
Line 3	
Suburb	CROYDON
State	NSW
Postcode	2132
Validate Address	False

#### Member Details

Join Fund Date	3 May 2000
Leave Fund Date	
ESP Start Date	3 May 2000
Australian Resident	False
TFN	565495858
Claim Tax Free Threshold	False
Death Sum Insured	
TPD Sum Insured	
Salary Continuance Sum Insured	

#### Pension Accounts

<b>Pension Account Name</b>	<b>Account Based Pension 2</b>
Pension Type	AccountBased
Start Date	13 February 2018
Crystallisation Date	

#### Pension Accounts

<b>Pension Account Name</b>	<b>Reversionary Pension</b>
Pension Type	AccountBased
Start Date	27 December 2015
Crystallisation Date	27 December 2015

#### Pension Accounts

---

**The Armstrong Superannuation Fund**  
**Fund Details Report**

---

<b>Pension Account Name</b>	<b>Account Based Pension 1</b>
Pension Type	AccountBased
Start Date	1 July 2015
Crystallisation Date	1 July 2015

---

# The Armstrong Superannuation Fund

Trial Balance as at 30 June 2018

Prior Year		Description	Current Year	
Debits	Credits		Debits	Credits
<b>INCOME</b>				
-	-	Contributions Member	-	129,892.60
-	72,390.44	Increase in Market Value	-	54,894.83
-	1,944.03	Distributions	-	3,363.56
-	26,849.97	Dividends	-	46,411.97
-	1,399.94	Foreign Income	-	1,120.76
-	2,602.59	Interest	-	1,686.21
-	436.63	Other Income	-	336.21
<b>EXPENSE</b>				
32,000.00	-	Pensions Paid	67,000.00	-
259.00	-	SMSF Supervisory Levy	259.00	-
7,011.87	-	Realised Capital Losses	11,779.85	-
<b>INCOME TAX</b>				
-	11,448.49	Income Tax Expense	265.76	-
<b>PROFIT &amp; LOSS CLEARING ACCOUNT</b>				
77,801.22	-	Profit & Loss Clearing Account	158,401.53	-
<b>ASSETS</b>				
633,214.41	-	Shares in Listed Companies	853,826.16	-
32,634.00	-	Stapled Securities	38,827.60	-
26,500.00	-	Units In Listed Unit Trusts	62,256.00	-
167,455.62	-	Cash At Bank	60,814.67	-
338.78	-	Receivables	1,149.80	-

# The Armstrong Superannuation Fund

Trial Balance as at 30 June 2018

Prior Year		Description	Current Year	
Debits	Credits		Debits	Credits
12,067.18	-	Current Tax Assets	13,737.29	-
<b>LIABILITIES</b>				
<b>MEMBER ENTITLEMENTS</b>				
-	872,209.99	Mrs Wendy Armstrong	-	1,030,611.52
989,282.08	989,282.08		1,268,317.66	1,268,317.66

**The Armstrong Superannuation Fund**  
**General Ledger Audit Trail**  
**For the period from 1 July 2017 to 30 June 2018**

Processed Date & User	Date	Description	State	Amount
-----------------------	------	-------------	-------	--------

**Income**

**Investment Gains · Disposal Suspense · Shares in Listed Companies · Bandanna Energy Limited**

**Investment Gains · Disposal Suspense · Shares in Listed Companies · Firestone Energy Limited**

**Investment Gains · Disposal Suspense · Shares in Listed Companies · Videlli Limited**

**Investment Gains · Disposal Suspense · Shares in Listed Companies · Woodside Petroleum Limited - Rights-Appsclose**

24/07/2019	pasandi@armstrongadvisory.com.au	19/03/2018	WPLR to WPL; 1:9 ACCELERATED - PAITREO ISSUE OF	Accounted	302.40	Dr
------------	----------------------------------	------------	---	-----------	--------	----

23/07/2019	Corporate Actions Wizard	19/03/2018	WPLR to WPL; 1:9 ACCELERATED - PAITREO ISSUE OF	Accounted	302.40	Cr
------------	--------------------------	------------	---	-----------	--------	----

**Investment Gains · Increase in Market Value · Shares in Listed Companies · ASX Limited**

23/07/2019	pasandi@armstrongadvisory.com.au	12/02/2018	Market Value Adjustment	Accounted	411.60	Cr
------------	----------------------------------	------------	-------------------------	-----------	--------	----

24/07/2019	pasandi@armstrongadvisory.com.au	30/06/2018	Market Value Adjustment	Accounted	8,643.60	Cr
------------	----------------------------------	------------	-------------------------	-----------	----------	----

**Investment Gains · Increase in Market Value · Shares in Listed Companies · Australia And New Zealand Banking Group**

23/07/2019	pasandi@armstrongadvisory.com.au	12/02/2018	Market Value Adjustment	Accounted	1,836.00	Dr
------------	----------------------------------	------------	-------------------------	-----------	----------	----

24/07/2019	pasandi@armstrongadvisory.com.au	30/06/2018	Market Value Adjustment	Accounted	972.00	Cr
------------	----------------------------------	------------	-------------------------	-----------	--------	----

**Investment Gains · Increase in Market Value · Shares in Listed Companies · Bandanna Energy Limited**

23/07/2019	pasandi@armstrongadvisory.com.au	12/02/2018	Market Value Adjustment	Accounted	4,686.25	Cr
------------	----------------------------------	------------	-------------------------	-----------	----------	----

**Investment Gains · Increase in Market Value · Shares in Listed Companies · BHP Group Limited**

23/07/2019	pasandi@armstrongadvisory.com.au	12/02/2018	Market Value Adjustment	Accounted	15,072.00	Cr
------------	----------------------------------	------------	-------------------------	-----------	-----------	----

24/07/2019	pasandi@armstrongadvisory.com.au	30/06/2018	Market Value Adjustment	Accounted	10,440.00	Cr
------------	----------------------------------	------------	-------------------------	-----------	-----------	----

**Investment Gains · Increase in Market Value · Shares in Listed Companies · Boral Limited.**

23/07/2019	pasandi@armstrongadvisory.com.au	12/02/2018	Market Value Adjustment	Accounted	2,803.20	Cr
------------	----------------------------------	------------	-------------------------	-----------	----------	----

24/07/2019	pasandi@armstrongadvisory.com.au	30/06/2018	Market Value Adjustment	Accounted	5,256.00	Dr
------------	----------------------------------	------------	-------------------------	-----------	----------	----

**Investment Gains · Increase in Market Value · Shares in Listed Companies · Commonwealth Bank Of Australia.**

23/07/2019	pasandi@armstrongadvisory.com.au	12/02/2018	Market Value Adjustment	Accounted	5,093.55	Dr
------------	----------------------------------	------------	-------------------------	-----------	----------	----

24/07/2019	pasandi@armstrongadvisory.com.au	30/06/2018	Market Value Adjustment	Accounted	2,212.35	Dr
------------	----------------------------------	------------	-------------------------	-----------	----------	----

**Investment Gains · Increase in Market Value · Shares in Listed Companies · Firestone Energy Limited**

24/07/2019	pasandi@armstrongadvisory.com.au	30/06/2018	Market Value Adjustment	Accounted	2,433.00	Cr
------------	----------------------------------	------------	-------------------------	-----------	----------	----

**Investment Gains · Increase in Market Value · Shares in Listed Companies · Janus Henderson Group PLC - Chess Depo**

23/07/2019	pasandi@armstrongadvisory.com.au	12/02/2018	Market Value Adjustment	Accounted	124.64	Dr
------------	----------------------------------	------------	-------------------------	-----------	--------	----

24/07/2019	pasandi@armstrongadvisory.com.au	30/06/2018	Market Value Adjustment	Accounted	1,029.92	Dr
------------	----------------------------------	------------	-------------------------	-----------	----------	----

**Investment Gains · Increase in Market Value · Shares in Listed Companies · National Australia Bank Limited**

23/07/2019	pasandi@armstrongadvisory.com.au	12/02/2018	Market Value Adjustment	Accounted	3,396.00	Dr
------------	----------------------------------	------------	-------------------------	-----------	----------	----

24/07/2019	pasandi@armstrongadvisory.com.au	30/06/2018	Market Value Adjustment	Accounted	4,800.60	Dr
------------	----------------------------------	------------	-------------------------	-----------	----------	----

**Investment Gains · Increase in Market Value · Shares in Listed Companies · Platinum Asset Management Limited**

**The Armstrong Superannuation Fund**  
**General Ledger Audit Trail**  
For the period from 1 July 2017 to 30 June 2018

Processed Date & User	Date	Description	State	Amount
<b>Income</b>				
<b>Investment Gains · Increase in Market Value · Shares in Listed Companies · Platinum Asset Management Limited</b>				
23/07/2019 pasandi@armstrongadvisory.com.au	12/02/2018	Market Value Adjustment	Accounted	12,199.32 Cr
24/07/2019 pasandi@armstrongadvisory.com.au	30/06/2018	Market Value Adjustment	Accounted	7,310.94 Dr
<b>Investment Gains · Increase in Market Value · Shares in Listed Companies · Ramsay Health Care Limited</b>				
24/07/2019 pasandi@armstrongadvisory.com.au	30/06/2018	Market Value Adjustment	Accounted	9,527.41 Dr
<b>Investment Gains · Increase in Market Value · Shares in Listed Companies · Telstra Corporation Limited.</b>				
23/07/2019 pasandi@armstrongadvisory.com.au	12/02/2018	Market Value Adjustment	Accounted	4,250.00 Dr
24/07/2019 pasandi@armstrongadvisory.com.au	30/06/2018	Market Value Adjustment	Accounted	4,150.00 Dr
<b>Investment Gains · Increase in Market Value · Shares in Listed Companies · Timah Resources Limited</b>				
23/07/2019 pasandi@armstrongadvisory.com.au	12/02/2018	Market Value Adjustment	Accounted	833.34 Dr
<b>Investment Gains · Increase in Market Value · Shares in Listed Companies · Videlli Limited</b>				
24/07/2019 pasandi@armstrongadvisory.com.au	30/06/2018	Market Value Adjustment	Accounted	4,963.00 Cr
<b>Investment Gains · Increase in Market Value · Shares in Listed Companies · Wam Leaders Limited</b>				
24/07/2019 pasandi@armstrongadvisory.com.au	30/06/2018	Market Value Adjustment	Accounted	1,486.24 Cr
<b>Investment Gains · Increase in Market Value · Shares in Listed Companies · Washington H Soul Pattinson &amp; Company L</b>				
23/07/2019 pasandi@armstrongadvisory.com.au	12/02/2018	Market Value Adjustment	Accounted	160.00 Dr
24/07/2019 pasandi@armstrongadvisory.com.au	30/06/2018	Market Value Adjustment	Accounted	8,200.00 Cr
<b>Investment Gains · Increase in Market Value · Shares in Listed Companies · Wesfarmers Limited</b>				
23/07/2019 pasandi@armstrongadvisory.com.au	12/02/2018	Market Value Adjustment	Accounted	669.34 Cr
24/07/2019 pasandi@armstrongadvisory.com.au	30/06/2018	Market Value Adjustment	Accounted	11,952.50 Cr
<b>Investment Gains · Increase in Market Value · Shares in Listed Companies · Westpac Banking Corporation</b>				
23/07/2019 pasandi@armstrongadvisory.com.au	12/02/2018	Market Value Adjustment	Accounted	2,674.39 Dr
24/07/2019 pasandi@armstrongadvisory.com.au	30/06/2018	Market Value Adjustment	Accounted	3,214.68 Dr
<b>Investment Gains · Increase in Market Value · Shares in Listed Companies · Woodside Petroleum Ltd</b>				
23/07/2019 pasandi@armstrongadvisory.com.au	12/02/2018	Market Value Adjustment	Accounted	2,431.00 Cr
24/07/2019 pasandi@armstrongadvisory.com.au	30/06/2018	Market Value Adjustment	Accounted	7,072.00 Cr
<b>Investment Gains · Increase in Market Value · Shares in Listed Companies · Woolworths Group Limited</b>				
23/07/2019 pasandi@armstrongadvisory.com.au	12/02/2018	Market Value Adjustment	Accounted	1,270.00 Cr
24/07/2019 pasandi@armstrongadvisory.com.au	30/06/2018	Market Value Adjustment	Accounted	3,710.00 Cr
<b>Investment Gains · Increase in Market Value · Stapled Securities · Lendlease Group - Fully Paid Ordinary · Units Stapled</b>				
23/07/2019 pasandi@armstrongadvisory.com.au	12/02/2018	Market Value Adjustment	Accounted	2,175.60 Dr
24/07/2019 pasandi@armstrongadvisory.com.au	30/06/2018	Market Value Adjustment	Accounted	8,369.20 Cr

**The Armstrong Superannuation Fund**  
**General Ledger Audit Trail**  
**For the period from 1 July 2017 to 30 June 2018**

Processed Date & User	Date	Description	State	Amount	
<b>Income</b>					
<b>Investment Gains · Increase in Market Value · Units In Listed Unit Trusts · Magellan Global Trust - Ordinary Units Fully F</b>					
23/07/2019	pasandi@armstrongadvisory.com.au	12/02/2018	Market Value Adjustment	Accounted	2,106.60 Cr
24/07/2019	pasandi@armstrongadvisory.com.au	30/06/2018	Market Value Adjustment	Accounted	1,949.40 Cr
<b>Investment Gains · Increase in Market Value · Units In Listed Unit Trusts · Magellan Infrastructure Fund (Currency Hedg</b>					
23/07/2019	pasandi@armstrongadvisory.com.au	12/02/2018	Market Value Adjustment	Accounted	700.00 Dr
24/07/2019	pasandi@armstrongadvisory.com.au	30/06/2018	Market Value Adjustment	Accounted	1,800.00 Cr
<b>Investment Income · Distributions · Stapled Securities · Lendlease Group - Fully Paid Ordinary · Units Stapled Securities:</b>					
22/07/2019	pasandi@armstrongadvisory.com.au	1/09/2017	Distribution - Tax Statement	Accounted	0.77 Cr
22/07/2019	Income Announcement - Modified by pasandi@armstrongadvisory.com.au	1/09/2017	LLC UNFRANKED; 28.419521C CFI; DRP NIL DISC	Accounted	557.02 Cr
22/07/2019	pasandi@armstrongadvisory.com.au	27/02/2018	Distribution - Tax Statement	Accounted	0.92 Cr
22/07/2019	Income Announcement	27/02/2018	LLC UNFRANKED; 29.43223C CFI; DRP NIL DISC	Accounted	666.40 Cr
<b>Investment Income · Distributions · Units In Listed Unit Trusts · Magellan Global Trust - Ordinary Units Fully Paid</b>					
23/07/2019	pasandi@armstrongadvisory.com.au	28/12/2017	MGG DRP	Accounted	600.00 Cr
23/07/2019	pasandi@armstrongadvisory.com.au	28/06/2018	MGG DRP	Accounted	649.80 Cr
23/07/2019	pasandi@armstrongadvisory.com.au	30/06/2018	Distribution - Tax Statement	Accounted	21.66 Cr
23/07/2019	pasandi@armstrongadvisory.com.au	30/06/2018	Distribution - Tax Statement	Accounted	20.00 Cr
<b>Investment Income · Distributions · Units In Listed Unit Trusts · Magellan Infrastructure Fund (Currency Hedged)(Manag</b>					
22/07/2019	Income Announcement	28/12/2017	MICH DRP	Accounted	260.00 Cr
23/07/2019	pasandi@armstrongadvisory.com.au	29/06/2018	Investment Income	Accounted	500.00 Cr
22/07/2019	pasandi@armstrongadvisory.com.au	30/06/2018	Distribution - Tax Statement	Accounted	29.76 Cr
23/07/2019	pasandi@armstrongadvisory.com.au	30/06/2018	Distribution - Tax Statement	Accounted	57.23 Cr
<b>Investment Income · Dividends · Shares in Listed Companies · ASX Limited</b>					
22/07/2019	Income Announcement	27/09/2017	ASX 99.8C FRANKED @ 30%; DRP SUSPENDED	Accounted	1,197.60 Cr
22/07/2019	Income Announcement	28/03/2018	ASX 107.2C FRANKED @ 30%; DRP SUSPENDED	Accounted	1,286.40 Cr
<b>Investment Income · Dividends · Shares in Listed Companies · Australia And New Zealand Banking Group Limited</b>					
22/07/2019	pasandi@armstrongadvisory.com.au	3/07/2017	ANZ Dividend	Accounted	2,057.14 Cr
22/07/2019	Income Announcement	18/12/2017	ANZ 80C FRANKED @ 30%; DRP & BSP NIL DISC	Accounted	2,057.14 Cr
<b>Investment Income · Dividends · Shares in Listed Companies · BHP Group Limited</b>					
22/07/2019	Income Announcement	26/09/2017	BHP US 43C FRANKED @30%	Accounted	1,815.40 Cr
22/07/2019	Income Announcement - Modified by automatch	27/03/2018	BHP US 55C FRANKED @30%	Accounted	2,420.07 Cr
<b>Investment Income · Dividends · Shares in Listed Companies · Boral Limited.</b>					
22/07/2019	Income Announcement - Modified by pasandi@armstrongadvisory.com.au	3/10/2017	BLD 6C FRANKED@30%; NIL CFI; DRP SUSPENDED	Accounted	850.97 Cr

**The Armstrong Superannuation Fund**  
**General Ledger Audit Trail**  
**For the period from 1 July 2017 to 30 June 2018**

Processed Date & User	Date	Description	State	Amount
<b>Income</b>				
<b>Investment Income · Dividends · Shares in Listed Companies · Boral Limited.</b>				
22/07/2019	Income Announcement	9/03/2018	BLD 6.25C FRANKED@30%; NIL CFI; DRP SUSPENDED	Accounted 886.43 Cr
<b>Investment Income · Dividends · Shares in Listed Companies · Commonwealth Bank Of Australia.</b>				
22/07/2019	Income Announcement	29/09/2017	CBA 230C FRANKED @ 30%; DRP	Accounted 2,415.00 Cr
22/07/2019	Income Announcement	28/03/2018	CBA 200C FRANKED@30%; DRP NIL DISCOUNT	Accounted 2,100.00 Cr
<b>Investment Income · Dividends · Shares in Listed Companies · National Australia Bank Limited</b>				
22/07/2019	pasandi@armstrongadvisory.com.au	5/07/2017	NAB Dividend	Accounted 3,281.14 Cr
22/07/2019	Income Announcement	13/12/2017	NAB 99C FR@ 30%; DRP; BSP NIL DISCOUNT	Accounted 3,281.14 Cr
<b>Investment Income · Dividends · Shares in Listed Companies · Platinum Asset Management Limited</b>				
22/07/2019	Income Announcement	22/09/2017	PTM 15C FRANKED @ 30%; DRP SUSPENDED	Accounted 927.00 Cr
22/07/2019	Income Announcement	19/03/2018	PTM 16C FRANKED @ 30%; DRP SUSPENDED	Accounted 988.80 Cr
<b>Investment Income · Dividends · Shares in Listed Companies · Ramsay Health Care Limited</b>				
22/07/2019	Income Announcement	29/03/2018	RHC 57.5C FRANKED @ 30%	Accounted 624.29 Cr
<b>Investment Income · Dividends · Shares in Listed Companies · Telstra Corporation Limited.</b>				
22/07/2019	Income Announcement	28/09/2017	TLS 15.5C FRANKED @ 30% D.R.P. SUSPENDED	Accounted 1,107.14 Cr
22/07/2019	Income Announcement	29/03/2018	TLS 11C FRANKED@30%; 3.5C SPECIAL; DRP	Accounted 785.71 Cr
<b>Investment Income · Dividends · Shares in Listed Companies · Wam Leaders Limited</b>				
22/07/2019	Income Announcement	27/04/2018	WLE 2.5C FRANKED@30%; DRP NIL DISCOUNT	Accounted 1,616.07 Cr
<b>Investment Income · Dividends · Shares in Listed Companies · Washington H Soul Pattinson &amp; Company Limited</b>				
22/07/2019	Income Announcement	11/12/2017	SOL 32C FRANKED @ 30%	Accounted 914.29 Cr
22/07/2019	Income Announcement	10/05/2018	SOL 23C FRANKED @ 30%	Accounted 657.14 Cr
<b>Investment Income · Dividends · Shares in Listed Companies · Wesfarmers Limited</b>				
22/07/2019	Income Announcement	28/09/2017	WES 120C FRANKED@30%; DRP NIL DISCOUNT	Accounted 2,341.71 Cr
22/07/2019	Income Announcement	5/04/2018	WES 103C FRANKED@30%; DRP NIL DISCOUNT	Accounted 2,009.97 Cr
<b>Investment Income · Dividends · Shares in Listed Companies · Westpac Banking Corporation</b>				
22/07/2019	pasandi@armstrongadvisory.com.au	4/07/2017	WBC Dividend	Accounted 3,218.83 Cr
22/07/2019	Income Announcement	22/12/2017	WBC 94C FRANKED@30%; DRP NIL DISCOUNT	Accounted 3,218.83 Cr
<b>Investment Income · Dividends · Shares in Listed Companies · Woodside Petroleum Ltd</b>				
22/07/2019	Income Announcement	21/09/2017	WPL US 49C FRANKED@30%; DRP SUSPENDED	Accounted 1,504.61 Cr
22/07/2019	Income Announcement	22/03/2018	WPL US 49C FRANKED@30%; DRP SUSPENDED	Accounted 1,520.57 Cr
<b>Investment Income · Dividends · Shares in Listed Companies · Woolworths Group Limited</b>				
22/07/2019	Income Announcement	6/10/2017	WOW 50C FRANKED @ 30%; DRP	Accounted 714.29 Cr
22/07/2019	Income Announcement	6/04/2018	WOW 43C FRANKED @ 30%; DRP	Accounted 614.29 Cr
<b>Investment Income · Foreign Income · Foreign Dividend · Shares in Listed Companies · Janus Henderson Group PLC - (</b>				
22/07/2019	Income Announcement	1/09/2017	JHG USD 32C; UNFRANKED; NIL CFI	Accounted 264.60 Cr
22/07/2019	Income Announcement	1/12/2017	JHG USD 32C; UNFRANKED; NIL CFI	Accounted 277.74 Cr
22/07/2019	Income Announcement	2/03/2018	JHG USD 32C; UNFRANKED; NIL CFI	Accounted 264.85 Cr
22/07/2019	Income Announcement	1/06/2018	JHG USD 36C; UNFRANKED; NIL CFI	Accounted 313.57 Cr
<b>Investment Income · Interest · Cash At Bank · Macquarie CMA</b>				
22/07/2019	Transaction Rules	31/07/2017	Interest Paid	Accounted 203.49 Cr
22/07/2019	Transaction Rules	31/08/2017	Interest Paid	Accounted 201.32 Cr
22/07/2019	Transaction Rules	29/09/2017	Interest Paid	Accounted 193.69 Cr



**The Armstrong Superannuation Fund**  
**General Ledger Audit Trail**  
**For the period from 1 July 2017 to 30 June 2018**

Processed Date & User	Date	Description	State	Amount
-----------------------	------	-------------	-------	--------

## Income

### Investment Income · Interest · Cash At Bank · Macquarie CMA

22/07/2019	Transaction Rules	31/10/2017	Interest Paid	Accounted	206.10	Cr
22/07/2019	Transaction Rules	30/11/2017	Interest Paid	Accounted	183.94	Cr
22/07/2019	Transaction Rules	29/12/2017	Interest Paid	Accounted	182.40	Cr
22/07/2019	Transaction Rules	31/01/2018	Interest Paid	Accounted	164.50	Cr
22/07/2019	Transaction Rules	28/02/2018	Interest Paid	Accounted	95.61	Cr
22/07/2019	Transaction Rules	29/03/2018	Interest Paid	Accounted	62.37	Cr
22/07/2019	Transaction Rules	30/04/2018	Interest Paid	Accounted	65.44	Cr
22/07/2019	Transaction Rules	31/05/2018	Interest Paid	Accounted	66.14	Cr
22/07/2019	Transaction Rules	29/06/2018	Interest Paid	Accounted	61.21	Cr

### Member Receipts · Contributions · Member · Personal Non-Concessional · Mrs Wendy Armstrong

23/07/2019	pasandi@armstrongadvisory.com.au	1/09/2017	Contribution Allocation - to pay for Magellan shares	Accounted	30,000.00	Cr
23/07/2019	pasandi@armstrongadvisory.com.au	12/02/2018	Contribution Allocation	Accounted	99,892.60	Cr

### Other Income · Rebate

22/07/2019	Transaction Rules	4/07/2017	Rebate Adviser Comm	Accounted	34.65	Cr
22/07/2019	Transaction Rules	2/08/2017	Rebate Adviser Comm	Accounted	36.33	Cr
22/07/2019	Transaction Rules	4/09/2017	Rebate Adviser Comm	Accounted	35.95	Cr
22/07/2019	Transaction Rules	3/10/2017	Rebate Adviser Comm	Accounted	34.59	Cr
22/07/2019	Transaction Rules	2/11/2017	Rebate Adviser Comm	Accounted	36.80	Cr
22/07/2019	Transaction Rules	4/12/2017	Rebate Adviser Comm	Accounted	32.84	Cr
22/07/2019	Transaction Rules	3/01/2018	Rebate Adviser Comm	Accounted	32.57	Cr
22/07/2019	Transaction Rules	2/02/2018	Rebate Adviser Comm	Accounted	32.70	Cr
22/07/2019	Transaction Rules	2/03/2018	Rebate Adviser Comm	Accounted	19.35	Cr
22/07/2019	Transaction Rules	4/04/2018	Rebate Adviser Comm	Accounted	13.05	Cr
22/07/2019	Transaction Rules	2/05/2018	Rebate Adviser Comm	Accounted	13.61	Cr
22/07/2019	Transaction Rules	4/06/2018	Rebate Adviser Comm	Accounted	13.77	Cr

## Expenses

### Investment Losses · Realised Capital Losses · Shares in Listed Companies · Bandanna Energy Limited

23/07/2019	pasandi@armstrongadvisory.com.au	1/07/2017	Write off per liquidators declaration	Accounted	4,686.25	Dr
------------	----------------------------------	-----------	---------------------------------------	-----------	----------	----

### Investment Losses · Realised Capital Losses · Shares in Listed Companies · Firestone Energy Limited

24/07/2019	pasandi@armstrongadvisory.com.au	15/05/2018	Delisted write off per liquidator	Accounted	2,433.00	Dr
------------	----------------------------------	------------	-----------------------------------	-----------	----------	----

### Investment Losses · Realised Capital Losses · Shares in Listed Companies · Videlli Limited

24/07/2019	pasandi@armstrongadvisory.com.au	22/02/2018	Company liquidator write off statement	Accounted	4,963.00	Dr
------------	----------------------------------	------------	--	-----------	----------	----

### Investment Losses · Realised Capital Losses · Shares in Listed Companies · Woodside Petroleum Limited - Rights-App:

24/07/2019	pasandi@armstrongadvisory.com.au	19/03/2018	WPLR to WPL; 1:9 ACCELERATED - PAITREO ISSUE OF	Accounted	302.40	Cr
------------	----------------------------------	------------	---	-----------	--------	----

### Member Payments · Pensions Paid · Mrs Wendy Armstrong · Account Based Pension 1

22/07/2019	pasandi@armstrongadvisory.com.au	16/11/2017	Pension Drawdown - Gross	Accounted	20,000.00	Dr
22/07/2019	pasandi@armstrongadvisory.com.au	17/11/2017	Pension Drawdown - Gross	Accounted	10,000.00	Dr
23/07/2019	pasandi@armstrongadvisory.com.au	15/03/2018	Pension Drawdown - Gross	Accounted	3,200.00	Dr

**The Armstrong Superannuation Fund**  
**General Ledger Audit Trail**  
**For the period from 1 July 2017 to 30 June 2018**

Processed Date & User	Date	Description	State	Amount
-----------------------	------	-------------	-------	--------

## Expenses

### Member Payments · Pensions Paid · Mrs Wendy Armstrong · Account Based Pension 1

22/07/2019	pasandi@armstrongadvisory.com.au	13/04/2018	Pension Drawdown - Gross	Accounted	1,190.00	Dr
------------	----------------------------------	------------	--------------------------	-----------	----------	----

### Member Payments · Pensions Paid · Mrs Wendy Armstrong · Account Based Pension 2

22/07/2019	pasandi@armstrongadvisory.com.au	13/04/2018	Pension Drawdown - Gross	Accounted	2,010.00	Dr
------------	----------------------------------	------------	--------------------------	-----------	----------	----

### Member Payments · Pensions Paid · Mrs Wendy Armstrong · Reversionary Pension

22/07/2019	Transaction Rules	14/07/2017	Pension Drawdown - Gross	Accounted	3,000.00	Dr
22/07/2019	Transaction Rules	15/08/2017	Pension Drawdown - Gross	Accounted	3,000.00	Dr
22/07/2019	Transaction Rules	15/09/2017	Pension Drawdown - Gross	Accounted	3,000.00	Dr
22/07/2019	Transaction Rules	13/10/2017	Pension Drawdown - Gross	Accounted	3,000.00	Dr
22/07/2019	Transaction Rules	15/11/2017	Pension Drawdown - Gross	Accounted	3,000.00	Dr
22/07/2019	Transaction Rules	15/12/2017	Pension Drawdown - Gross	Accounted	3,000.00	Dr
22/07/2019	Transaction Rules	15/01/2018	Pension Drawdown - Gross	Accounted	3,000.00	Dr
22/07/2019	Transaction Rules	15/02/2018	Pension Drawdown - Gross	Accounted	3,200.00	Dr
22/07/2019	Transaction Rules	15/05/2018	Pension Drawdown - Gross	Accounted	3,200.00	Dr
22/07/2019	Transaction Rules	15/06/2018	Pension Drawdown - Gross	Accounted	3,200.00	Dr

### Other Expenses · SMSF Supervisory Levy

22/07/2019	pasandi@armstrongadvisory.com.au	22/11/2017	ATO	Accounted	259.00	Dr
------------	----------------------------------	------------	-----	-----------	--------	----

## Income Tax

### Income Tax Expense · Excessive Foreign Tax Credit Writeoff Expense

24/07/2019	pasandi@armstrongadvisory.com.au	30/06/2018	Excessive foreign tax credit written off	Accounted	122.96	Dr
------------	----------------------------------	------------	--	-----------	--------	----

### Income Tax Expense · Income Tax Expense

23/07/2019	pasandi@armstrongadvisory.com.au	12/02/2018	Fund Income Tax	Accounted	5,129.10	Dr
24/07/2019	pasandi@armstrongadvisory.com.au	30/06/2018	Fund Income Tax	Accounted	4,986.30	Cr

## Assets

### Investments · Shares in Listed Companies · ASX Limited

23/07/2019	pasandi@armstrongadvisory.com.au	12/02/2018	Market Value Adjustment	Accounted	411.60	Dr
24/07/2019	pasandi@armstrongadvisory.com.au	30/06/2018	Market Value Adjustment	Accounted	8,643.60	Dr

### Investments · Shares in Listed Companies · Australia And New Zealand Banking Group Limited

23/07/2019	pasandi@armstrongadvisory.com.au	12/02/2018	Market Value Adjustment	Accounted	1,836.00	Cr
24/07/2019	pasandi@armstrongadvisory.com.au	30/06/2018	Market Value Adjustment	Accounted	972.00	Dr

### Investments · Shares in Listed Companies · Bandanna Energy Limited

23/07/2019	pasandi@armstrongadvisory.com.au	1/07/2017	Write off per liquidators declaration	Accounted	4,686.25	Cr
23/07/2019	pasandi@armstrongadvisory.com.au	12/02/2018	Market Value Adjustment	Accounted	4,686.25	Dr

### Investments · Shares in Listed Companies · BHP Group Limited

**The Armstrong Superannuation Fund**  
**General Ledger Audit Trail**  
**For the period from 1 July 2017 to 30 June 2018**

Processed Date & User	Date	Description	State	Amount
-----------------------	------	-------------	-------	--------

## Assets

### Investments · Shares in Listed Companies · BHP Group Limited

23/07/2019	pasandi@armstrongadvisory.com.au	12/02/2018	Market Value Adjustment	Accounted	15,072.00	Dr
24/07/2019	pasandi@armstrongadvisory.com.au	30/06/2018	Market Value Adjustment	Accounted	10,440.00	Dr

### Investments · Shares in Listed Companies · Boral Limited.

23/07/2019	pasandi@armstrongadvisory.com.au	12/02/2018	Market Value Adjustment	Accounted	2,803.20	Dr
24/07/2019	pasandi@armstrongadvisory.com.au	30/06/2018	Market Value Adjustment	Accounted	5,256.00	Cr

### Investments · Shares in Listed Companies · Commonwealth Bank Of Australia.

23/07/2019	pasandi@armstrongadvisory.com.au	12/02/2018	Market Value Adjustment	Accounted	5,093.55	Cr
24/07/2019	pasandi@armstrongadvisory.com.au	30/06/2018	Market Value Adjustment	Accounted	2,212.35	Cr

### Investments · Shares in Listed Companies · Firestone Energy Limited

24/07/2019	pasandi@armstrongadvisory.com.au	15/05/2018	Delisted write off per liquidator	Accounted	2,433.00	Cr
24/07/2019	pasandi@armstrongadvisory.com.au	30/06/2018	Market Value Adjustment	Accounted	2,433.00	Dr

### Investments · Shares in Listed Companies · Janus Henderson Group PLC - Chess Depository Interests 1:1

23/07/2019	pasandi@armstrongadvisory.com.au	12/02/2018	Market Value Adjustment	Accounted	124.64	Cr
24/07/2019	pasandi@armstrongadvisory.com.au	30/06/2018	Market Value Adjustment	Accounted	1,029.92	Cr

### Investments · Shares in Listed Companies · National Australia Bank Limited

23/07/2019	pasandi@armstrongadvisory.com.au	27/12/2017	Listed Security Purchase	Accounted	43,157.60	Dr
23/07/2019	pasandi@armstrongadvisory.com.au	12/02/2018	Market Value Adjustment	Accounted	3,396.00	Cr
24/07/2019	pasandi@armstrongadvisory.com.au	30/06/2018	Market Value Adjustment	Accounted	4,800.60	Cr

### Investments · Shares in Listed Companies · Platinum Asset Management Limited

23/07/2019	pasandi@armstrongadvisory.com.au	12/02/2018	Market Value Adjustment	Accounted	12,199.32	Dr
24/07/2019	pasandi@armstrongadvisory.com.au	30/06/2018	Market Value Adjustment	Accounted	7,310.94	Cr

### Investments · Shares in Listed Companies · Ramsay Health Care Limited

22/07/2019	pasandi@armstrongadvisory.com.au	13/02/2018	Pershing Securit	Accounted	50,552.21	Dr
24/07/2019	pasandi@armstrongadvisory.com.au	30/06/2018	Market Value Adjustment	Accounted	9,527.41	Cr

### Investments · Shares in Listed Companies · Telstra Corporation Limited.

23/07/2019	pasandi@armstrongadvisory.com.au	12/02/2018	Market Value Adjustment	Accounted	4,250.00	Cr
24/07/2019	pasandi@armstrongadvisory.com.au	30/06/2018	Market Value Adjustment	Accounted	4,150.00	Cr

### Investments · Shares in Listed Companies · Timah Resources Limited

23/07/2019	pasandi@armstrongadvisory.com.au	12/02/2018	Market Value Adjustment	Accounted	833.34	Cr
------------	----------------------------------	------------	-------------------------	-----------	--------	----

### Investments · Shares in Listed Companies · Videlli Limited

**The Armstrong Superannuation Fund**  
**General Ledger Audit Trail**  
**For the period from 1 July 2017 to 30 June 2018**

Processed Date & User	Date	Description	State	Amount
-----------------------	------	-------------	-------	--------

## Assets

### Investments · Shares in Listed Companies · Videlli Limited

24/07/2019	pasandi@armstrongadvisory.com.au	22/02/2018	Company liquidator write off statement	Accounted	4,963.00	Cr
24/07/2019	pasandi@armstrongadvisory.com.au	30/06/2018	Market Value Adjustment	Accounted	4,963.00	Dr

### Investments · Shares in Listed Companies · Wam Leaders Limited

22/07/2019	pasandi@armstrongadvisory.com.au	13/02/2018	Pershing Securit	Accounted	50,551.26	Dr
24/07/2019	pasandi@armstrongadvisory.com.au	30/06/2018	Market Value Adjustment	Accounted	1,486.24	Dr

### Investments · Shares in Listed Companies · Washington H Soul Pattinson & Company Limited

23/07/2019	pasandi@armstrongadvisory.com.au	12/02/2018	Market Value Adjustment	Accounted	160.00	Cr
24/07/2019	pasandi@armstrongadvisory.com.au	30/06/2018	Market Value Adjustment	Accounted	8,200.00	Dr

### Investments · Shares in Listed Companies · Wesfarmers Limited

23/07/2019	pasandi@armstrongadvisory.com.au	12/02/2018	Market Value Adjustment	Accounted	669.34	Dr
24/07/2019	pasandi@armstrongadvisory.com.au	30/06/2018	Market Value Adjustment	Accounted	11,952.50	Dr

### Investments · Shares in Listed Companies · Westpac Banking Corporation

23/07/2019	pasandi@armstrongadvisory.com.au	27/12/2017	Listed Security Purchase	Accounted	44,887.70	Dr
23/07/2019	pasandi@armstrongadvisory.com.au	12/02/2018	Market Value Adjustment	Accounted	2,674.39	Cr
24/07/2019	pasandi@armstrongadvisory.com.au	30/06/2018	Market Value Adjustment	Accounted	3,214.68	Cr

### Investments · Shares in Listed Companies · Woodside Petroleum Limited - Rights-Appsclose 07Mar2018 Us Prohibited

### Investments · Shares in Listed Companies · Woodside Petroleum Ltd

23/07/2019	pasandi@armstrongadvisory.com.au	12/02/2018	Market Value Adjustment	Accounted	2,431.00	Dr
24/07/2019	pasandi@armstrongadvisory.com.au	30/06/2018	Market Value Adjustment	Accounted	7,072.00	Dr

### Investments · Shares in Listed Companies · Woolworths Group Limited

23/07/2019	pasandi@armstrongadvisory.com.au	12/02/2018	Market Value Adjustment	Accounted	1,270.00	Dr
24/07/2019	pasandi@armstrongadvisory.com.au	30/06/2018	Market Value Adjustment	Accounted	3,710.00	Dr

### Investments · Stapled Securities · Lendlease Group - Fully Paid Ordinary · Units Stapled Securities

23/07/2019	pasandi@armstrongadvisory.com.au	12/02/2018	Market Value Adjustment	Accounted	2,175.60	Cr
24/07/2019	pasandi@armstrongadvisory.com.au	30/06/2018	Market Value Adjustment	Accounted	8,369.20	Dr

### Investments · Units In Listed Unit Trusts · Magellan Global Trust - Ordinary Units Fully Paid

23/07/2019	pasandi@armstrongadvisory.com.au	12/10/2017	Listed Security Purchase	Accounted	30,000.00	Dr
23/07/2019	pasandi@armstrongadvisory.com.au	16/01/2018	MGG DRP	Accounted	600.00	Dr
23/07/2019	pasandi@armstrongadvisory.com.au	12/02/2018	Market Value Adjustment	Accounted	2,106.60	Dr
24/07/2019	pasandi@armstrongadvisory.com.au	30/06/2018	Market Value Adjustment	Accounted	1,949.40	Dr

### Investments · Units In Listed Unit Trusts · Magellan Infrastructure Fund (Currency Hedged)(Managed Fund) - Trading M

**The Armstrong Superannuation Fund**  
**General Ledger Audit Trail**  
**For the period from 1 July 2017 to 30 June 2018**

Processed Date & User	Date	Description	State	Amount
-----------------------	------	-------------	-------	--------

**Assets**

23/07/2019	pasandi@armstrongadvisory.com.au	12/02/2018	Market Value Adjustment	Accounted	700.00	Cr
24/07/2019	pasandi@armstrongadvisory.com.au	30/06/2018	Market Value Adjustment	Accounted	1,800.00	Dr

**Other Assets - Cash At Bank - Macquarie CMA**

22/07/2019	pasandi@armstrongadvisory.com.au	3/07/2017	ANZ Dividend	Accounted	1,440.00	Dr
22/07/2019	pasandi@armstrongadvisory.com.au	4/07/2017	WBC Dividend	Accounted	2,253.18	Dr
22/07/2019	pasandi@armstrongadvisory.com.au	4/07/2017	Rebate Adviser Comm	Accounted	34.65	Dr
22/07/2019	pasandi@armstrongadvisory.com.au	5/07/2017	NAB Dividend	Accounted	2,296.80	Dr
22/07/2019	pasandi@armstrongadvisory.com.au	14/07/2017	PP to W Armstrong	Accounted	3,000.00	Cr
22/07/2019	pasandi@armstrongadvisory.com.au	31/07/2017	Mich Dst	Accounted	249.00	Dr
22/07/2019	pasandi@armstrongadvisory.com.au	31/07/2017	Interest Paid	Accounted	203.49	Dr
22/07/2019	pasandi@armstrongadvisory.com.au	2/08/2017	Rebate Adviser Comm	Accounted	36.33	Dr
22/07/2019	pasandi@armstrongadvisory.com.au	15/08/2017	W Armstrong	Accounted	3,000.00	Cr
22/07/2019	pasandi@armstrongadvisory.com.au	31/08/2017	Interest Paid	Accounted	201.32	Dr
22/07/2019	pasandi@armstrongadvisory.com.au	1/09/2017	JHG Dividend	Accounted	264.60	Dr
22/07/2019	pasandi@armstrongadvisory.com.au	4/09/2017	Rebate Adviser Comm	Accounted	35.95	Dr
22/07/2019	pasandi@armstrongadvisory.com.au	15/09/2017	W Armstrong	Accounted	3,000.00	Cr
22/07/2019	pasandi@armstrongadvisory.com.au	20/09/2017	LLC Distribution	Accounted	646.80	Dr
22/07/2019	pasandi@armstrongadvisory.com.au	21/09/2017	Woodside Int	Accounted	1,053.23	Dr
22/07/2019	pasandi@armstrongadvisory.com.au	22/09/2017	PTM Dividend	Accounted	648.90	Dr
22/07/2019	pasandi@armstrongadvisory.com.au	26/09/2017	BHP Ltd Dividend	Accounted	1,270.78	Dr
22/07/2019	pasandi@armstrongadvisory.com.au	27/09/2017	ASX Fnl Dividend	Accounted	838.32	Dr
22/07/2019	pasandi@armstrongadvisory.com.au	28/09/2017	TLS Fnl Dividend	Accounted	775.00	Dr
22/07/2019	pasandi@armstrongadvisory.com.au	28/09/2017	Wesfarmers	Accounted	1,639.20	Dr
22/07/2019	pasandi@armstrongadvisory.com.au	29/09/2017	CBA Fnl Dividend	Accounted	1,690.50	Dr
22/07/2019	pasandi@armstrongadvisory.com.au	29/09/2017	Interest Paid	Accounted	193.69	Dr
22/07/2019	pasandi@armstrongadvisory.com.au	3/10/2017	BLD Fnl Dividend	Accounted	536.80	Dr
22/07/2019	pasandi@armstrongadvisory.com.au	3/10/2017	Rebate Adviser Comm	Accounted	34.59	Dr
22/07/2019	pasandi@armstrongadvisory.com.au	6/10/2017	WOW Dividend	Accounted	500.00	Dr
22/07/2019	pasandi@armstrongadvisory.com.au	13/10/2017	W Armstrong	Accounted	3,000.00	Cr
22/07/2019	pasandi@armstrongadvisory.com.au	31/10/2017	Interest Paid	Accounted	206.10	Dr
22/07/2019	pasandi@armstrongadvisory.com.au	2/11/2017	Rebate Adviser Comm	Accounted	36.80	Dr

**The Armstrong Superannuation Fund**  
**General Ledger Audit Trail**  
**For the period from 1 July 2017 to 30 June 2018**

Processed Date & User	Date	Description	State	Amount
<b>Assets</b>				
<b>Other Assets - Cash At Bank - Macquarie CMA</b>				
22/07/2019	pasandi@armstrongadvisory.com.au	15/11/2017	W Armstrong	Accounted 3,000.00 Cr
22/07/2019	pasandi@armstrongadvisory.com.au	16/11/2017	Transact Funds to W Armstrong	Accounted 20,000.00 Cr
22/07/2019	pasandi@armstrongadvisory.com.au	17/11/2017	Transact Funds to W Armstrong	Accounted 10,000.00 Cr
22/07/2019	pasandi@armstrongadvisory.com.au	22/11/2017	ATO	Accounted 11,808.43 Dr
22/07/2019	pasandi@armstrongadvisory.com.au	30/11/2017	Interest Paid	Accounted 183.94 Dr
22/07/2019	pasandi@armstrongadvisory.com.au	1/12/2017	JHG Dividend	Accounted 277.74 Dr
22/07/2019	pasandi@armstrongadvisory.com.au	4/12/2017	Rebate Adviser Comm	Accounted 32.84 Dr
22/07/2019	pasandi@armstrongadvisory.com.au	11/12/2017	SOL Dividend	Accounted 640.00 Dr
22/07/2019	pasandi@armstrongadvisory.com.au	13/12/2017	NAB Fnl Dividend	Accounted 2,296.80 Dr
22/07/2019	pasandi@armstrongadvisory.com.au	15/12/2017	W Armstrong	Accounted 3,000.00 Cr
22/07/2019	pasandi@armstrongadvisory.com.au	18/12/2017	ANZ Dividend	Accounted 1,440.00 Dr
22/07/2019	pasandi@armstrongadvisory.com.au	22/12/2017	WBC Dividend	Accounted 2,253.18 Dr
22/07/2019	pasandi@armstrongadvisory.com.au	29/12/2017	Pershing Security	Accounted 150.00 Cr
22/07/2019	pasandi@armstrongadvisory.com.au	29/12/2017	Interest Paid	Accounted 182.40 Dr
22/07/2019	pasandi@armstrongadvisory.com.au	3/01/2018	Rebate Adviser Comm	Accounted 32.57 Dr
22/07/2019	pasandi@armstrongadvisory.com.au	15/01/2018	W Armstrong	Accounted 3,000.00 Cr
22/07/2019	pasandi@armstrongadvisory.com.au	16/01/2018	Mich Dst	Accounted 260.00 Dr
22/07/2019	pasandi@armstrongadvisory.com.au	31/01/2018	Interest Paid	Accounted 164.50 Dr
22/07/2019	pasandi@armstrongadvisory.com.au	2/02/2018	Rebate Adviser Comm	Accounted 32.70 Dr
22/07/2019	pasandi@armstrongadvisory.com.au	12/02/2018	Tfr from CMH 966008682	Accounted 11,997.30 Dr
22/07/2019	pasandi@armstrongadvisory.com.au	13/02/2018	Pershing Securit	Accounted 101,103.47 Cr
22/07/2019	pasandi@armstrongadvisory.com.au	15/02/2018	W Armstrong	Accounted 3,200.00 Cr
22/07/2019	pasandi@armstrongadvisory.com.au	28/02/2018	Interest Paid	Accounted 95.61 Dr
22/07/2019	pasandi@armstrongadvisory.com.au	2/03/2018	JHG Dividend	Accounted 264.85 Dr
22/07/2019	pasandi@armstrongadvisory.com.au	2/03/2018	Rebate Adviser Comm	Accounted 19.35 Dr
22/07/2019	pasandi@armstrongadvisory.com.au	9/03/2018	BLD ITM Dividend	Accounted 730.00 Dr
22/07/2019	pasandi@armstrongadvisory.com.au	15/03/2018	W Armstrong	Accounted 3,200.00 Cr
22/07/2019	pasandi@armstrongadvisory.com.au	19/03/2018	PTM Dividend	Accounted 692.16 Dr
22/07/2019	pasandi@armstrongadvisory.com.au	21/03/2018	Woodside Pre	Accounted 302.40 Dr
22/07/2019	pasandi@armstrongadvisory.com.au	22/03/2018	Woodside Fin	Accounted 1,064.40 Dr

**The Armstrong Superannuation Fund**  
**General Ledger Audit Trail**  
**For the period from 1 July 2017 to 30 June 2018**

Processed Date & User	Date	Description	State	Amount
-----------------------	------	-------------	-------	--------

## Assets

### Other Assets · Cash At Bank · Macquarie CMA

22/07/2019	pasandi@armstrongadvisory.com.au	22/03/2018	LLC Dist	Accounted	666.40	Dr
22/07/2019	pasandi@armstrongadvisory.com.au	27/03/2018	BHP Ltd Dividend	Accounted	1,694.05	Dr
22/07/2019	pasandi@armstrongadvisory.com.au	28/03/2018	ASX Dividend	Accounted	900.48	Dr
22/07/2019	pasandi@armstrongadvisory.com.au	28/03/2018	CBA Dividend	Accounted	1,470.00	Dr
22/07/2019	pasandi@armstrongadvisory.com.au	29/03/2018	TLS Dividend	Accounted	550.00	Dr
22/07/2019	pasandi@armstrongadvisory.com.au	29/03/2018	RHCL Dividend	Accounted	437.00	Dr
22/07/2019	pasandi@armstrongadvisory.com.au	29/03/2018	Interest Paid	Accounted	62.37	Dr
22/07/2019	pasandi@armstrongadvisory.com.au	4/04/2018	Rebate Adviser Comm	Accounted	13.05	Dr
22/07/2019	pasandi@armstrongadvisory.com.au	5/04/2018	Wesfarmers	Accounted	1,406.98	Dr
22/07/2019	pasandi@armstrongadvisory.com.au	6/04/2018	WOW Dividend	Accounted	430.00	Dr
22/07/2019	pasandi@armstrongadvisory.com.au	13/04/2018	W Armstrong	Accounted	3,200.00	Cr
22/07/2019	pasandi@armstrongadvisory.com.au	27/04/2018	WAM Leaders Ltd	Accounted	1,131.25	Dr
22/07/2019	pasandi@armstrongadvisory.com.au	30/04/2018	Interest Paid	Accounted	65.44	Dr
22/07/2019	pasandi@armstrongadvisory.com.au	2/05/2018	Rebate Adviser Comm	Accounted	13.61	Dr
22/07/2019	pasandi@armstrongadvisory.com.au	10/05/2018	SOL Dividend	Accounted	460.00	Dr
22/07/2019	pasandi@armstrongadvisory.com.au	15/05/2018	W Armstrong	Accounted	3,200.00	Cr
22/07/2019	pasandi@armstrongadvisory.com.au	31/05/2018	Interest Paid	Accounted	66.14	Dr
22/07/2019	pasandi@armstrongadvisory.com.au	1/06/2018	JHG Dividend	Accounted	313.57	Dr
22/07/2019	pasandi@armstrongadvisory.com.au	4/06/2018	Rebate Adviser Comm	Accounted	13.77	Dr
22/07/2019	pasandi@armstrongadvisory.com.au	15/06/2018	W Armstrong	Accounted	3,200.00	Cr
22/07/2019	pasandi@armstrongadvisory.com.au	29/06/2018	Interest Paid	Accounted	61.21	Dr

### Other Assets · Current Tax Assets · Excessive Foreign Tax Credit Writeoff

24/07/2019	pasandi@armstrongadvisory.com.au	30/06/2018	Excessive foreign tax credit written off	Accounted	122.96	Cr
------------	----------------------------------	------------	--	-----------	--------	----

### Other Assets · Current Tax Assets · Foreign Tax Credits · Stapled Securities · Lendlease Group - Fully Paid Ordinary · U

22/07/2019	pasandi@armstrongadvisory.com.au	1/09/2017	Distribution - Tax Statement	Accounted	0.77	Dr
22/07/2019	pasandi@armstrongadvisory.com.au	27/02/2018	Distribution - Tax Statement	Accounted	0.92	Dr

### Other Assets · Current Tax Assets · Foreign Tax Credits · Units In Listed Unit Trusts · Magellan Global Trust - Ordinary I

23/07/2019	pasandi@armstrongadvisory.com.au	30/06/2018	Distribution - Tax Statement	Accounted	21.66	Dr
23/07/2019	pasandi@armstrongadvisory.com.au	30/06/2018	Distribution - Tax Statement	Accounted	20.00	Dr

### Other Assets · Current Tax Assets · Foreign Tax Credits · Units In Listed Unit Trusts · Magellan Infrastructure Fund (Cur

**The Armstrong Superannuation Fund**  
**General Ledger Audit Trail**  
**For the period from 1 July 2017 to 30 June 2018**

Processed Date & User	Date	Description	State	Amount
-----------------------	------	-------------	-------	--------

## Assets

### Other Assets · Current Tax Assets · Foreign Tax Credits · Units In Listed Unit Trusts · Magellan Infrastructure Fund (Cur

23/07/2019	pasandi@armstrongadvisory.com.au	30/06/2018	Distribution - Tax Statement	Accounted	52.39	Dr
22/07/2019	pasandi@armstrongadvisory.com.au	30/06/2018	Distribution - Tax Statement	Accounted	27.25	Dr

### Other Assets · Current Tax Assets · Franking Credits · Shares in Listed Companies · ASX Limited

22/07/2019	Income Announcement	27/09/2017	ASX 99.8C FRANKED @ 30%; DRP SUSPENDED	Accounted	359.28	Dr
22/07/2019	Income Announcement	28/03/2018	ASX 107.2C FRANKED @ 30%; DRP SUSPENDED	Accounted	385.92	Dr

### Other Assets · Current Tax Assets · Franking Credits · Shares in Listed Companies · Australia And New Zealand Bankin

22/07/2019	pasandi@armstrongadvisory.com.au	3/07/2017	ANZ Dividend	Accounted	617.14	Dr
22/07/2019	Income Announcement	18/12/2017	ANZ 80C FRANKED @ 30%; DRP & BSP NIL DISC	Accounted	617.14	Dr

### Other Assets · Current Tax Assets · Franking Credits · Shares in Listed Companies · BHP Group Limited

22/07/2019	Income Announcement	26/09/2017	BHP US 43C FRANKED @30%	Accounted	544.62	Dr
22/07/2019	Income Announcement - Modified by automatch	27/03/2018	BHP US 55C FRANKED @30%	Accounted	726.02	Dr

### Other Assets · Current Tax Assets · Franking Credits · Shares in Listed Companies · Boral Limited.

22/07/2019	Income Announcement - Modified by pasandi@armstrongadvisory.com.au	3/10/2017	BLD 6C FRANKED@30%; NIL CFI; DRP SUSPENDED	Accounted	150.17	Dr
22/07/2019	Income Announcement	9/03/2018	BLD 6.25C FRANKED@30%; NIL CFI; DRP SUSPENDED	Accounted	156.43	Dr

### Other Assets · Current Tax Assets · Franking Credits · Shares in Listed Companies · Commonwealth Bank Of Australia.

22/07/2019	Income Announcement	29/09/2017	CBA 230C FRANKED @ 30%; DRP	Accounted	724.50	Dr
22/07/2019	Income Announcement	28/03/2018	CBA 200C FRANKED@30%; DRP NIL DISCOUNT	Accounted	630.00	Dr

### Other Assets · Current Tax Assets · Franking Credits · Shares in Listed Companies · National Australia Bank Limited

22/07/2019	pasandi@armstrongadvisory.com.au	5/07/2017	NAB Dividend	Accounted	984.34	Dr
22/07/2019	Income Announcement	13/12/2017	NAB 99C FR@ 30%; DRP; BSP NIL DISCOUNT	Accounted	984.34	Dr

### Other Assets · Current Tax Assets · Franking Credits · Shares in Listed Companies · Platinum Asset Management Limit

22/07/2019	Income Announcement	22/09/2017	PTM 15C FRANKED @ 30%; DRP SUSPENDED	Accounted	278.10	Dr
22/07/2019	Income Announcement	19/03/2018	PTM 16C FRANKED @ 30%; DRP SUSPENDED	Accounted	296.64	Dr

### Other Assets · Current Tax Assets · Franking Credits · Shares in Listed Companies · Ramsay Health Care Limited

22/07/2019	Income Announcement	29/03/2018	RHC 57.5C FRANKED @ 30%	Accounted	187.29	Dr
------------	---------------------	------------	-------------------------	-----------	--------	----

### Other Assets · Current Tax Assets · Franking Credits · Shares in Listed Companies · Telstra Corporation Limited.

22/07/2019	Income Announcement	28/09/2017	TLS 15.5C FRANKED @ 30% D.R.P. SUSPENDED	Accounted	332.14	Dr
22/07/2019	Income Announcement	29/03/2018	TLS 11C FRANKED@30%; 3.5C SPECIAL; DRP	Accounted	235.71	Dr

### Other Assets · Current Tax Assets · Franking Credits · Shares in Listed Companies · Wam Leaders Limited

22/07/2019	Income Announcement	27/04/2018	WLE 2.5C FRANKED@30%; DRP NIL DISCOUNT	Accounted	484.82	Dr
------------	---------------------	------------	--	-----------	--------	----

### Other Assets · Current Tax Assets · Franking Credits · Shares in Listed Companies · Washington H Soul Pattinson & Co

22/07/2019	Income Announcement	11/12/2017	SOL 32C FRANKED @ 30%	Accounted	274.29	Dr
22/07/2019	Income Announcement	10/05/2018	SOL 23C FRANKED @ 30%	Accounted	197.14	Dr

### Other Assets · Current Tax Assets · Franking Credits · Shares in Listed Companies · Wesfarmers Limited

22/07/2019	Income Announcement	28/09/2017	WES 120C FRANKED@30%; DRP NIL DISCOUNT	Accounted	702.51	Dr
22/07/2019	Income Announcement	5/04/2018	WES 103C FRANKED@30%; DRP NIL DISCOUNT	Accounted	602.99	Dr

### Other Assets · Current Tax Assets · Franking Credits · Shares in Listed Companies · Westpac Banking Corporation



**The Armstrong Superannuation Fund**  
**General Ledger Audit Trail**  
**For the period from 1 July 2017 to 30 June 2018**

Processed Date & User	Date	Description	State	Amount		
<b>Assets</b>						
<b>Other Assets · Current Tax Assets · Franking Credits · Shares in Listed Companies · Westpac Banking Corporation</b>						
22/07/2019	pasandi@armstrongadvisory.com.au	4/07/2017	WBC Dividend	Accounted	965.65	Dr
22/07/2019	Income Announcement	22/12/2017	WBC 94C FRANKED@30%; DRP NIL DISCOUNT	Accounted	965.65	Dr
<b>Other Assets · Current Tax Assets · Franking Credits · Shares in Listed Companies · Woodside Petroleum Ltd</b>						
22/07/2019	Income Announcement	21/09/2017	WPL US 49C FRANKED@30%; DRP SUSPENDED	Accounted	451.38	Dr
22/07/2019	Income Announcement	22/03/2018	WPL US 49C FRANKED@30%; DRP SUSPENDED	Accounted	456.17	Dr
<b>Other Assets · Current Tax Assets · Franking Credits · Shares in Listed Companies · Woolworths Group Limited</b>						
22/07/2019	Income Announcement	6/10/2017	WOW 50C FRANKED @ 30%; DRP	Accounted	214.29	Dr
22/07/2019	Income Announcement	6/04/2018	WOW 43C FRANKED @ 30%; DRP	Accounted	184.29	Dr
<b>Other Assets · Current Tax Assets · Franking Credits · Units In Listed Unit Trusts · Magellan Infrastructure Fund (Curre</b>						
23/07/2019	pasandi@armstrongadvisory.com.au	30/06/2018	Distribution - Tax Statement	Accounted	4.84	Dr
22/07/2019	pasandi@armstrongadvisory.com.au	30/06/2018	Distribution - Tax Statement	Accounted	2.51	Dr
<b>Other Assets · Current Tax Assets · Income Tax Payable</b>						
22/07/2019	pasandi@armstrongadvisory.com.au	22/11/2017	ATO	Accounted	12,067.43	Cr
<b>Other Assets · Current Tax Assets · Provision for Income Tax</b>						
23/07/2019	pasandi@armstrongadvisory.com.au	12/02/2018	Tax Effect Of Income	Accounted	5,129.10	Cr
24/07/2019	pasandi@armstrongadvisory.com.au	30/06/2018	Tax Effect Of Income	Accounted	4,986.30	Dr
<b>Other Assets · Current Tax Assets · Withholding Credits · Shares in Listed Companies · Boral Limited.</b>						
22/07/2019	Income Announcement - Modified by pasandi@armstrongadvisory.com.au	3/10/2017	BLD 6C FRANKED@30%; NIL CFI; DRP SUSPENDED	Accounted	164.00	Dr
<b>Other Assets · Receivables · Investment Income Receivable · Distributions · Stapled Securities · Lendlease Group - Full</b>						
22/07/2019	Income Announcement - Modified by pasandi@armstrongadvisory.com.au	1/09/2017	LLC UNFRANKED; 28.419521C CFI; DRP NIL DISC	Accounted	557.02	Dr
22/07/2019	Evidence Match	20/09/2017	LLC UNFRANKED; 28.419521C CFI; DRP NIL DISC	Accounted	557.02	Cr
22/07/2019	Income Announcement	27/02/2018	LLC UNFRANKED; 29.43223C CFI; DRP NIL DISC	Accounted	666.40	Dr
22/07/2019	Evidence Match	22/03/2018	LLC UNFRANKED; 29.43223C CFI; DRP NIL DISC	Accounted	666.40	Cr
<b>Other Assets · Receivables · Investment Income Receivable · Distributions · Units In Listed Unit Trusts · Magellan Globa</b>						
23/07/2019	pasandi@armstrongadvisory.com.au	28/12/2017	MGG DRP	Accounted	600.00	Dr
23/07/2019	Evidence Match	16/01/2018	MGG DRP	Accounted	600.00	Cr
23/07/2019	pasandi@armstrongadvisory.com.au	28/06/2018	MGG DRP	Accounted	649.80	Dr
<b>Other Assets · Receivables · Investment Income Receivable · Distributions · Units In Listed Unit Trusts · Magellan Infrac</b>						
22/07/2019	Income Announcement	28/12/2017	MICH DRP	Accounted	260.00	Dr
22/07/2019	Evidence Match	16/01/2018	MICH DRP	Accounted	260.00	Cr
23/07/2019	pasandi@armstrongadvisory.com.au	29/06/2018	Investment Income	Accounted	500.00	Dr
<b>Other Assets · Receivables · Investment Income Receivable · Dividends · Shares in Listed Companies · ASX Limited</b>						
22/07/2019	Income Announcement	27/09/2017	ASX 99.8C FRANKED @ 30%; DRP SUSPENDED	Accounted	838.32	Dr
22/07/2019	Evidence Match	27/09/2017	ASX 99.8C FRANKED @ 30%; DRP SUSPENDED	Accounted	838.32	Cr

**The Armstrong Superannuation Fund**  
**General Ledger Audit Trail**  
**For the period from 1 July 2017 to 30 June 2018**

Processed Date & User	Date	Description	State	Amount
-----------------------	------	-------------	-------	--------

## Assets

### Other Assets · Receivables · Investment Income Receivable · Dividends · Shares in Listed Companies · ASX Limited

22/07/2019	Income Announcement	28/03/2018	ASX 107.2C FRANKED @ 30%; DRP SUSPENDED	Accounted	900.48	Dr
22/07/2019	Evidence Match	28/03/2018	ASX 107.2C FRANKED @ 30%; DRP SUSPENDED	Accounted	900.48	Cr

### Other Assets · Receivables · Investment Income Receivable · Dividends · Shares in Listed Companies · Australia And N

22/07/2019	pasandi@armstrongadvisory.com.au	3/07/2017	ANZ Dividend	Accounted	1,440.00	Dr
22/07/2019	Evidence Match	3/07/2017	ANZ Dividend	Accounted	1,440.00	Cr
22/07/2019	Income Announcement	18/12/2017	ANZ 80C FRANKED @ 30%; DRP & BSP NIL DISC	Accounted	1,440.00	Dr
22/07/2019	Evidence Match	18/12/2017	ANZ 80C FRANKED @ 30%; DRP & BSP NIL DISC	Accounted	1,440.00	Cr

### Other Assets · Receivables · Investment Income Receivable · Dividends · Shares in Listed Companies · BHP Group Limi

22/07/2019	Income Announcement	26/09/2017	BHP US 43C FRANKED @30%	Accounted	1,270.78	Dr
22/07/2019	Evidence Match	26/09/2017	BHP US 43C FRANKED @30%	Accounted	1,270.78	Cr
22/07/2019	Income Announcement - Modified by automatch	27/03/2018	BHP US 55C FRANKED @30%	Accounted	1,694.05	Dr
22/07/2019	Evidence Match	27/03/2018	BHP US 55C FRANKED @30%	Accounted	1,694.05	Cr

### Other Assets · Receivables · Investment Income Receivable · Dividends · Shares in Listed Companies · Boral Limited.

22/07/2019	Income Announcement - Modified by pasandi@armstrongadvisory.com.au	3/10/2017	BLD 6C FRANKED@30%; NIL CFI; DRP SUSPENDED	Accounted	536.80	Dr
22/07/2019	Evidence Match	3/10/2017	BLD 6C FRANKED@30%; NIL CFI; DRP SUSPENDED	Accounted	536.80	Cr
22/07/2019	Income Announcement	9/03/2018	BLD 6.25C FRANKED@30%; NIL CFI; DRP SUSPENDED	Accounted	730.00	Dr
22/07/2019	Evidence Match	9/03/2018	BLD 6.25C FRANKED@30%; NIL CFI; DRP SUSPENDED	Accounted	730.00	Cr

### Other Assets · Receivables · Investment Income Receivable · Dividends · Shares in Listed Companies · Commonwealth

22/07/2019	Income Announcement	29/09/2017	CBA 230C FRANKED @ 30%; DRP	Accounted	1,690.50	Dr
22/07/2019	Evidence Match	29/09/2017	CBA 230C FRANKED @ 30%; DRP	Accounted	1,690.50	Cr
22/07/2019	Income Announcement	28/03/2018	CBA 200C FRANKED@30%; DRP NIL DISCOUNT	Accounted	1,470.00	Dr
22/07/2019	Evidence Match	28/03/2018	CBA 200C FRANKED@30%; DRP NIL DISCOUNT	Accounted	1,470.00	Cr

### Other Assets · Receivables · Investment Income Receivable · Dividends · Shares in Listed Companies · National Austral

22/07/2019	pasandi@armstrongadvisory.com.au	5/07/2017	NAB Dividend	Accounted	2,296.80	Dr
22/07/2019	Evidence Match	5/07/2017	NAB Dividend	Accounted	2,296.80	Cr
22/07/2019	Income Announcement	13/12/2017	NAB 99C FR@ 30%; DRP; BSP NIL DISCOUNT	Accounted	2,296.80	Dr
22/07/2019	Evidence Match	13/12/2017	NAB 99C FR@ 30%; DRP; BSP NIL DISCOUNT	Accounted	2,296.80	Cr

### Other Assets · Receivables · Investment Income Receivable · Dividends · Shares in Listed Companies · Platinum Asset I

22/07/2019	Income Announcement	22/09/2017	PTM 15C FRANKED @ 30%; DRP SUSPENDED	Accounted	648.90	Dr
22/07/2019	Evidence Match	22/09/2017	PTM 15C FRANKED @ 30%; DRP SUSPENDED	Accounted	648.90	Cr
22/07/2019	Income Announcement	19/03/2018	PTM 16C FRANKED @ 30%; DRP SUSPENDED	Accounted	692.16	Dr
22/07/2019	Evidence Match	19/03/2018	PTM 16C FRANKED @ 30%; DRP SUSPENDED	Accounted	692.16	Cr

### Other Assets · Receivables · Investment Income Receivable · Dividends · Shares in Listed Companies · Ramsay Health (

22/07/2019	Income Announcement	29/03/2018	RHC 57.5C FRANKED @ 30%	Accounted	437.00	Dr
22/07/2019	Evidence Match	29/03/2018	RHC 57.5C FRANKED @ 30%	Accounted	437.00	Cr

### Other Assets · Receivables · Investment Income Receivable · Dividends · Shares in Listed Companies · Telstra Corporat

22/07/2019	Income Announcement	28/09/2017	TLS 15.5C FRANKED @ 30% D.R.P. SUSPENDED	Accounted	775.00	Dr
22/07/2019	Evidence Match	28/09/2017	TLS 15.5C FRANKED @ 30% D.R.P. SUSPENDED	Accounted	775.00	Cr
22/07/2019	Income Announcement	29/03/2018	TLS 11C FRANKED@30%; 3.5C SPECIAL; DRP	Accounted	550.00	Dr
22/07/2019	Evidence Match	29/03/2018	TLS 11C FRANKED@30%; 3.5C SPECIAL; DRP	Accounted	550.00	Cr

**The Armstrong Superannuation Fund**  
**General Ledger Audit Trail**  
**For the period from 1 July 2017 to 30 June 2018**

Processed Date & User	Date	Description	State	Amount
-----------------------	------	-------------	-------	--------

## Assets

### Other Assets · Receivables · Investment Income Receivable · Dividends · Shares in Listed Companies · Wam Leaders Li

22/07/2019	Income Announcement	27/04/2018	WLE 2.5C FRANKED@30%; DRP NIL DISCOUNT	Accounted	1,131.25	Dr
22/07/2019	Evidence Match	27/04/2018	WLE 2.5C FRANKED@30%; DRP NIL DISCOUNT	Accounted	1,131.25	Cr

### Other Assets · Receivables · Investment Income Receivable · Dividends · Shares in Listed Companies · Washington H S

22/07/2019	Income Announcement	11/12/2017	SOL 32C FRANKED @ 30%	Accounted	640.00	Dr
22/07/2019	Evidence Match	11/12/2017	SOL 32C FRANKED @ 30%	Accounted	640.00	Cr
22/07/2019	Income Announcement	10/05/2018	SOL 23C FRANKED @ 30%	Accounted	460.00	Dr
22/07/2019	Evidence Match	10/05/2018	SOL 23C FRANKED @ 30%	Accounted	460.00	Cr

### Other Assets · Receivables · Investment Income Receivable · Dividends · Shares in Listed Companies · Wesfarmers Lim

22/07/2019	Income Announcement	28/09/2017	WES 120C FRANKED@30%; DRP NIL DISCOUNT	Accounted	1,639.20	Dr
22/07/2019	Evidence Match	28/09/2017	WES 120C FRANKED@30%; DRP NIL DISCOUNT	Accounted	1,639.20	Cr
22/07/2019	Income Announcement	5/04/2018	WES 103C FRANKED@30%; DRP NIL DISCOUNT	Accounted	1,406.98	Dr
22/07/2019	Evidence Match	5/04/2018	WES 103C FRANKED@30%; DRP NIL DISCOUNT	Accounted	1,406.98	Cr

### Other Assets · Receivables · Investment Income Receivable · Dividends · Shares in Listed Companies · Westpac Bankin

22/07/2019	pasandi@armstrongadvisory.com.au	4/07/2017	WBC Dividend	Accounted	2,253.18	Dr
22/07/2019	Evidence Match	4/07/2017	WBC Dividend	Accounted	2,253.18	Cr
22/07/2019	Income Announcement	22/12/2017	WBC 94C FRANKED@30%; DRP NIL DISCOUNT	Accounted	2,253.18	Dr
22/07/2019	Evidence Match	22/12/2017	WBC 94C FRANKED@30%; DRP NIL DISCOUNT	Accounted	2,253.18	Cr

### Other Assets · Receivables · Investment Income Receivable · Dividends · Shares in Listed Companies · Woodside Petro

22/07/2019	Income Announcement	21/09/2017	WPL US 49C FRANKED@30%; DRP SUSPENDED	Accounted	1,053.23	Dr
22/07/2019	Evidence Match	21/09/2017	WPL US 49C FRANKED@30%; DRP SUSPENDED	Accounted	1,053.23	Cr
22/07/2019	Income Announcement	22/03/2018	WPL US 49C FRANKED@30%; DRP SUSPENDED	Accounted	1,064.40	Dr
22/07/2019	Evidence Match	22/03/2018	WPL US 49C FRANKED@30%; DRP SUSPENDED	Accounted	1,064.40	Cr

### Other Assets · Receivables · Investment Income Receivable · Dividends · Shares in Listed Companies · Woolworths Gro

22/07/2019	Income Announcement	6/10/2017	WOW 50C FRANKED @ 30%; DRP	Accounted	500.00	Dr
22/07/2019	Evidence Match	6/10/2017	WOW 50C FRANKED @ 30%; DRP	Accounted	500.00	Cr
22/07/2019	Income Announcement	6/04/2018	WOW 43C FRANKED @ 30%; DRP	Accounted	430.00	Dr
22/07/2019	Evidence Match	6/04/2018	WOW 43C FRANKED @ 30%; DRP	Accounted	430.00	Cr

### Other Assets · Receivables · Investment Income Receivable · Foreign Income · Foreign Dividend · Shares in Listed Com

22/07/2019	Evidence Match	1/09/2017	JHG USD 32C; UNFRANKED; NIL CFI	Accounted	264.60	Cr
22/07/2019	Income Announcement	1/09/2017	JHG USD 32C; UNFRANKED; NIL CFI	Accounted	264.60	Dr
22/07/2019	Evidence Match	1/12/2017	JHG USD 32C; UNFRANKED; NIL CFI	Accounted	277.74	Cr
22/07/2019	Income Announcement	1/12/2017	JHG USD 32C; UNFRANKED; NIL CFI	Accounted	277.74	Dr
22/07/2019	Evidence Match	2/03/2018	JHG USD 32C; UNFRANKED; NIL CFI	Accounted	264.85	Cr
22/07/2019	Income Announcement	2/03/2018	JHG USD 32C; UNFRANKED; NIL CFI	Accounted	264.85	Dr
22/07/2019	Evidence Match	1/06/2018	JHG USD 36C; UNFRANKED; NIL CFI	Accounted	313.57	Cr
22/07/2019	Income Announcement	1/06/2018	JHG USD 36C; UNFRANKED; NIL CFI	Accounted	313.57	Dr

### Other Assets · Receivables · Investment Income Receivable · Interest · Cash At Bank · Macquarie CMA

22/07/2019	Evidence Match	31/07/2017	Interest Paid	Accounted	203.49	Cr
22/07/2019	Transaction Rules	31/07/2017	Interest Paid	Accounted	203.49	Dr
22/07/2019	Evidence Match	31/08/2017	Interest Paid	Accounted	201.32	Cr
22/07/2019	Transaction Rules	31/08/2017	Interest Paid	Accounted	201.32	Dr
22/07/2019	Evidence Match	29/09/2017	Interest Paid	Accounted	193.69	Cr
22/07/2019	Transaction Rules	29/09/2017	Interest Paid	Accounted	193.69	Dr
22/07/2019	Evidence Match	31/10/2017	Interest Paid	Accounted	206.10	Cr
22/07/2019	Transaction Rules	31/10/2017	Interest Paid	Accounted	206.10	Dr

**The Armstrong Superannuation Fund**  
**General Ledger Audit Trail**  
**For the period from 1 July 2017 to 30 June 2018**

Processed Date & User	Date	Description	State	Amount
-----------------------	------	-------------	-------	--------

## Assets

### Other Assets · Receivables · Investment Income Receivable · Interest · Cash At Bank · Macquarie CMA

22/07/2019	Evidence Match	30/11/2017	Interest Paid	Accounted	183.94	Cr
22/07/2019	Transaction Rules	30/11/2017	Interest Paid	Accounted	183.94	Dr
22/07/2019	Transaction Rules	29/12/2017	Interest Paid	Accounted	182.40	Dr
22/07/2019	Evidence Match	29/12/2017	Interest Paid	Accounted	182.40	Cr
22/07/2019	Evidence Match	31/01/2018	Interest Paid	Accounted	164.50	Cr
22/07/2019	Transaction Rules	31/01/2018	Interest Paid	Accounted	164.50	Dr
22/07/2019	Evidence Match	28/02/2018	Interest Paid	Accounted	95.61	Cr
22/07/2019	Transaction Rules	28/02/2018	Interest Paid	Accounted	95.61	Dr
22/07/2019	Evidence Match	29/03/2018	Interest Paid	Accounted	62.37	Cr
22/07/2019	Transaction Rules	29/03/2018	Interest Paid	Accounted	62.37	Dr
22/07/2019	Evidence Match	30/04/2018	Interest Paid	Accounted	65.44	Cr
22/07/2019	Transaction Rules	30/04/2018	Interest Paid	Accounted	65.44	Dr
22/07/2019	Evidence Match	31/05/2018	Interest Paid	Accounted	66.14	Cr
22/07/2019	Transaction Rules	31/05/2018	Interest Paid	Accounted	66.14	Dr
22/07/2019	Evidence Match	29/06/2018	Interest Paid	Accounted	61.21	Cr
22/07/2019	Transaction Rules	29/06/2018	Interest Paid	Accounted	61.21	Dr

### Other Assets · Receivables · Member Income Receivable · Contributions · Mrs Wendy Armstrong

23/07/2019	pasandi@armstrongadvisory.com.au	1/09/2017	Contribution Allocation - to pay for Magellan shares	Accounted	30,000.00	Dr
23/07/2019	Evidence Match	12/10/2017	Contribution Received	Accounted	30,000.00	Cr
23/07/2019	Evidence Match	12/02/2018	Contribution Received	Accounted	99,892.60	Cr
23/07/2019	pasandi@armstrongadvisory.com.au	12/02/2018	Contribution Allocation	Accounted	99,892.60	Dr

### Other Assets · Receivables · Sundry Debtors · Rebate

22/07/2019	Transaction Rules	4/07/2017	Rebate Adviser Comm	Accounted	34.65	Dr
22/07/2019	Evidence Match	4/07/2017	Rebate Adviser Comm	Accounted	34.65	Cr
22/07/2019	Transaction Rules	2/08/2017	Rebate Adviser Comm	Accounted	36.33	Dr
22/07/2019	Evidence Match	2/08/2017	Rebate Adviser Comm	Accounted	36.33	Cr
22/07/2019	Transaction Rules	4/09/2017	Rebate Adviser Comm	Accounted	35.95	Dr
22/07/2019	Evidence Match	4/09/2017	Rebate Adviser Comm	Accounted	35.95	Cr
22/07/2019	Transaction Rules	3/10/2017	Rebate Adviser Comm	Accounted	34.59	Dr
22/07/2019	Evidence Match	3/10/2017	Rebate Adviser Comm	Accounted	34.59	Cr
22/07/2019	Transaction Rules	2/11/2017	Rebate Adviser Comm	Accounted	36.80	Dr
22/07/2019	Evidence Match	2/11/2017	Rebate Adviser Comm	Accounted	36.80	Cr
22/07/2019	Evidence Match	4/12/2017	Rebate Adviser Comm	Accounted	32.84	Cr
22/07/2019	Transaction Rules	4/12/2017	Rebate Adviser Comm	Accounted	32.84	Dr
22/07/2019	Transaction Rules	3/01/2018	Rebate Adviser Comm	Accounted	32.57	Dr
22/07/2019	Evidence Match	3/01/2018	Rebate Adviser Comm	Accounted	32.57	Cr
22/07/2019	Transaction Rules	2/02/2018	Rebate Adviser Comm	Accounted	32.70	Dr
22/07/2019	Evidence Match	2/02/2018	Rebate Adviser Comm	Accounted	32.70	Cr
22/07/2019	Transaction Rules	2/03/2018	Rebate Adviser Comm	Accounted	19.35	Dr
22/07/2019	Evidence Match	2/03/2018	Rebate Adviser Comm	Accounted	19.35	Cr
22/07/2019	Transaction Rules	4/04/2018	Rebate Adviser Comm	Accounted	13.05	Dr
22/07/2019	Evidence Match	4/04/2018	Rebate Adviser Comm	Accounted	13.05	Cr
22/07/2019	Transaction Rules	2/05/2018	Rebate Adviser Comm	Accounted	13.61	Dr
22/07/2019	Evidence Match	2/05/2018	Rebate Adviser Comm	Accounted	13.61	Cr
22/07/2019	Transaction Rules	4/06/2018	Rebate Adviser Comm	Accounted	13.77	Dr
22/07/2019	Evidence Match	4/06/2018	Rebate Adviser Comm	Accounted	13.77	Cr

**The Armstrong Superannuation Fund**  
**General Ledger Audit Trail**  
**For the period from 1 July 2017 to 30 June 2018**

Processed Date & User	Date	Description	State	Amount
-----------------------	------	-------------	-------	--------

## Assets

### Other Assets · Receivables · Sundry Debtors · Sundry

22/07/2019	Evidence Match	31/07/2017	Distributions Receivable	Accounted	249.00	Cr
22/07/2019	Evidence Match	20/09/2017	Distributions Receivable	Accounted	89.78	Cr

### Other Assets · Unsettled Trades · Acquisitions · Shares in Listed Companies · National Australia Bank Limited

23/07/2019	pasandi@armstrongadvisory.com.au	27/12/2017	Listed Security Purchase	Accounted	43,157.60	Cr
23/07/2019	Evidence Match	27/12/2017	Listed Security Purchase	Accounted	43,157.60	Dr

### Other Assets · Unsettled Trades · Acquisitions · Shares in Listed Companies · Ramsay Health Care Limited

22/07/2019	pasandi@armstrongadvisory.com.au	13/02/2018	Pershing Securit	Accounted	50,552.21	Cr
22/07/2019	Evidence Match	13/02/2018	Pershing Securit	Accounted	50,552.21	Dr

### Other Assets · Unsettled Trades · Acquisitions · Shares in Listed Companies · Wam Leaders Limited

22/07/2019	pasandi@armstrongadvisory.com.au	13/02/2018	Pershing Securit	Accounted	50,551.26	Cr
22/07/2019	Evidence Match	13/02/2018	Pershing Securit	Accounted	50,551.26	Dr

### Other Assets · Unsettled Trades · Acquisitions · Shares in Listed Companies · Westpac Banking Corporation

23/07/2019	pasandi@armstrongadvisory.com.au	27/12/2017	Listed Security Purchase	Accounted	44,887.70	Cr
23/07/2019	Evidence Match	27/12/2017	Listed Security Purchase	Accounted	43,157.60	Cr
23/07/2019	Evidence Match	29/12/2017	Listed Security Purchase	Accounted	150.00	Dr
23/07/2019	Evidence Match	12/02/2018	Listed Security Purchase	Accounted	99,892.60	Dr
23/07/2019	Evidence Match	12/02/2018	Listed Security Purchase	Accounted	11,997.30	Cr

### Other Assets · Unsettled Trades · Acquisitions · Units In Listed Unit Trusts · Magellan Global Trust - Ordinary Units Full

23/07/2019	pasandi@armstrongadvisory.com.au	12/10/2017	Listed Security Purchase	Accounted	30,000.00	Cr
23/07/2019	Evidence Match	12/10/2017	Listed Security Purchase	Accounted	30,000.00	Dr
23/07/2019	Evidence Match	16/01/2018	MGG DRP	Accounted	600.00	Dr
23/07/2019	pasandi@armstrongadvisory.com.au	16/01/2018	MGG DRP	Accounted	600.00	Cr

### Other Assets · Unsettled Trades · Disposals · Shares in Listed Companies · Woodside Petroleum Limited - Rights-Apps

23/07/2019	Corporate Actions Wizard	19/03/2018	WPLR to WPL; 1:9 ACCELERATED - PAITREO ISSUE OF	Accounted	302.40	Dr
23/07/2019	Evidence Match	21/03/2018	WPLR to WPL; 1:9 ACCELERATED - PAITREO ISSUE OF	Accounted	302.40	Cr

## Liabilities

### Fund Suspense · Macquarie CMA

22/07/2019	Evidence Match	3/07/2017	ANZ Dividend	Accounted	1,440.00	Dr
22/07/2019	pasandi@armstrongadvisory.com.au	3/07/2017	ANZ Dividend	Accounted	1,440.00	Cr
22/07/2019	Evidence Match	4/07/2017	WBC Dividend	Accounted	2,253.18	Dr
22/07/2019	Evidence Match	4/07/2017	Rebate Adviser Comm	Accounted	34.65	Dr
22/07/2019	pasandi@armstrongadvisory.com.au	4/07/2017	WBC Dividend	Accounted	2,253.18	Cr
22/07/2019	pasandi@armstrongadvisory.com.au	4/07/2017	Rebate Adviser Comm	Accounted	34.65	Cr
22/07/2019	Evidence Match	5/07/2017	NAB Dividend	Accounted	2,296.80	Dr
22/07/2019	pasandi@armstrongadvisory.com.au	5/07/2017	NAB Dividend	Accounted	2,296.80	Cr
22/07/2019	pasandi@armstrongadvisory.com.au	14/07/2017	PP to W Armstrong	Accounted	3,000.00	Dr
22/07/2019	Evidence Match	14/07/2017	PP to W Armstrong	Accounted	3,000.00	Cr

**The Armstrong Superannuation Fund**  
**General Ledger Audit Trail**  
**For the period from 1 July 2017 to 30 June 2018**

Processed Date & User	Date	Description	State	Amount
-----------------------	------	-------------	-------	--------

## Liabilities

### Fund Suspense - Macquarie CMA

22/07/2019	Evidence Match	31/07/2017	Interest Paid	Accounted	203.49	Dr
22/07/2019	Evidence Match	31/07/2017	Mich Dst	Accounted	249.00	Dr
22/07/2019	pasandi@armstrongadvisory.com.au	31/07/2017	Mich Dst	Accounted	249.00	Cr
22/07/2019	pasandi@armstrongadvisory.com.au	31/07/2017	Interest Paid	Accounted	203.49	Cr
22/07/2019	Evidence Match	2/08/2017	Rebate Adviser Comm	Accounted	36.33	Dr
22/07/2019	pasandi@armstrongadvisory.com.au	2/08/2017	Rebate Adviser Comm	Accounted	36.33	Cr
22/07/2019	pasandi@armstrongadvisory.com.au	15/08/2017	W Armstrong	Accounted	3,000.00	Dr
22/07/2019	Evidence Match	15/08/2017	W Armstrong	Accounted	3,000.00	Cr
22/07/2019	pasandi@armstrongadvisory.com.au	31/08/2017	Interest Paid	Accounted	201.32	Cr
22/07/2019	Evidence Match	31/08/2017	Interest Paid	Accounted	201.32	Dr
22/07/2019	Evidence Match	1/09/2017	JHG Dividend	Accounted	264.60	Dr
22/07/2019	pasandi@armstrongadvisory.com.au	1/09/2017	JHG Dividend	Accounted	264.60	Cr
22/07/2019	Evidence Match	4/09/2017	Rebate Adviser Comm	Accounted	35.95	Dr
22/07/2019	pasandi@armstrongadvisory.com.au	4/09/2017	Rebate Adviser Comm	Accounted	35.95	Cr
22/07/2019	Evidence Match	15/09/2017	W Armstrong	Accounted	3,000.00	Cr
22/07/2019	pasandi@armstrongadvisory.com.au	15/09/2017	W Armstrong	Accounted	3,000.00	Dr
22/07/2019	Evidence Match	20/09/2017	LLC Distribution	Accounted	89.78	Dr
22/07/2019	pasandi@armstrongadvisory.com.au	20/09/2017	LLC Distribution	Accounted	646.80	Cr
22/07/2019	Evidence Match	20/09/2017	LLC Distribution	Accounted	557.02	Dr
22/07/2019	Evidence Match	21/09/2017	Woodside Int	Accounted	1,053.23	Dr
22/07/2019	pasandi@armstrongadvisory.com.au	21/09/2017	Woodside Int	Accounted	1,053.23	Cr
22/07/2019	Evidence Match	22/09/2017	PTM Dividend	Accounted	648.90	Dr
22/07/2019	pasandi@armstrongadvisory.com.au	22/09/2017	PTM Dividend	Accounted	648.90	Cr
22/07/2019	Evidence Match	26/09/2017	BHP Ltd Dividend	Accounted	1,270.78	Dr
22/07/2019	pasandi@armstrongadvisory.com.au	26/09/2017	BHP Ltd Dividend	Accounted	1,270.78	Cr
22/07/2019	pasandi@armstrongadvisory.com.au	27/09/2017	ASX Fnl Dividend	Accounted	838.32	Cr
22/07/2019	Evidence Match	27/09/2017	ASX Fnl Dividend	Accounted	838.32	Dr
22/07/2019	pasandi@armstrongadvisory.com.au	28/09/2017	TLS Fnl Dividend	Accounted	775.00	Cr
22/07/2019	pasandi@armstrongadvisory.com.au	28/09/2017	Wesfarmers	Accounted	1,639.20	Cr
22/07/2019	Evidence Match	28/09/2017	Wesfarmers	Accounted	1,639.20	Dr
22/07/2019	Evidence Match	28/09/2017	TLS Fnl Dividend	Accounted	775.00	Dr
22/07/2019	Evidence Match	29/09/2017	Interest Paid	Accounted	193.69	Dr
22/07/2019	Evidence Match	29/09/2017	CBA Fnl Dividend	Accounted	1,690.50	Dr
22/07/2019	pasandi@armstrongadvisory.com.au	29/09/2017	CBA Fnl Dividend	Accounted	1,690.50	Cr
22/07/2019	pasandi@armstrongadvisory.com.au	29/09/2017	Interest Paid	Accounted	193.69	Cr
22/07/2019	Evidence Match	3/10/2017	BLD Fnl Dividend	Accounted	536.80	Dr
22/07/2019	Evidence Match	3/10/2017	Rebate Adviser Comm	Accounted	34.59	Dr

**The Armstrong Superannuation Fund**  
**General Ledger Audit Trail**  
**For the period from 1 July 2017 to 30 June 2018**

Processed Date & User	Date	Description	State	Amount	
<b>Liabilities</b>					
<b>Fund Suspense - Macquarie CMA</b>					
22/07/2019	pasandi@armstrongadvisory.com.au	3/10/2017	BLD Fnl Dividend	Accounted	536.80 Cr
22/07/2019	pasandi@armstrongadvisory.com.au	3/10/2017	Rebate Adviser Comm	Accounted	34.59 Cr
22/07/2019	pasandi@armstrongadvisory.com.au	6/10/2017	WOW Dividend	Accounted	500.00 Cr
22/07/2019	Evidence Match	6/10/2017	WOW Dividend	Accounted	500.00 Dr
22/07/2019	Evidence Match	13/10/2017	W Armstrong	Accounted	3,000.00 Cr
22/07/2019	pasandi@armstrongadvisory.com.au	13/10/2017	W Armstrong	Accounted	3,000.00 Dr
22/07/2019	Evidence Match	31/10/2017	Interest Paid	Accounted	206.10 Dr
22/07/2019	pasandi@armstrongadvisory.com.au	31/10/2017	Interest Paid	Accounted	206.10 Cr
22/07/2019	Evidence Match	2/11/2017	Rebate Adviser Comm	Accounted	36.80 Dr
22/07/2019	pasandi@armstrongadvisory.com.au	2/11/2017	Rebate Adviser Comm	Accounted	36.80 Cr
22/07/2019	pasandi@armstrongadvisory.com.au	15/11/2017	W Armstrong	Accounted	3,000.00 Dr
22/07/2019	Evidence Match	15/11/2017	W Armstrong	Accounted	3,000.00 Cr
22/07/2019	pasandi@armstrongadvisory.com.au	16/11/2017	Transact Funds to W Armstrong	Accounted	20,000.00 Dr
22/07/2019	Evidence Match	16/11/2017	Transact Funds to W Armstrong	Accounted	20,000.00 Cr
22/07/2019	Evidence Match	17/11/2017	Transact Funds to W Armstrong	Accounted	10,000.00 Cr
22/07/2019	pasandi@armstrongadvisory.com.au	17/11/2017	Transact Funds to W Armstrong	Accounted	10,000.00 Dr
22/07/2019	Evidence Match	22/11/2017	ATO	Accounted	11,808.43 Dr
22/07/2019	pasandi@armstrongadvisory.com.au	22/11/2017	ATO	Accounted	11,808.43 Cr
22/07/2019	Evidence Match	30/11/2017	Interest Paid	Accounted	183.94 Dr
22/07/2019	pasandi@armstrongadvisory.com.au	30/11/2017	Interest Paid	Accounted	183.94 Cr
22/07/2019	Evidence Match	1/12/2017	JHG Dividend	Accounted	277.74 Dr
22/07/2019	pasandi@armstrongadvisory.com.au	1/12/2017	JHG Dividend	Accounted	277.74 Cr
22/07/2019	Evidence Match	4/12/2017	Rebate Adviser Comm	Accounted	32.84 Dr
22/07/2019	pasandi@armstrongadvisory.com.au	4/12/2017	Rebate Adviser Comm	Accounted	32.84 Cr
22/07/2019	Evidence Match	11/12/2017	SOL Dividend	Accounted	640.00 Dr
22/07/2019	pasandi@armstrongadvisory.com.au	11/12/2017	SOL Dividend	Accounted	640.00 Cr
22/07/2019	Evidence Match	13/12/2017	NAB Fnl Dividend	Accounted	2,296.80 Dr
22/07/2019	pasandi@armstrongadvisory.com.au	13/12/2017	NAB Fnl Dividend	Accounted	2,296.80 Cr
22/07/2019	Evidence Match	15/12/2017	W Armstrong	Accounted	3,000.00 Cr
22/07/2019	pasandi@armstrongadvisory.com.au	15/12/2017	W Armstrong	Accounted	3,000.00 Dr
22/07/2019	pasandi@armstrongadvisory.com.au	18/12/2017	ANZ Dividend	Accounted	1,440.00 Cr
22/07/2019	Evidence Match	18/12/2017	ANZ Dividend	Accounted	1,440.00 Dr
22/07/2019	pasandi@armstrongadvisory.com.au	22/12/2017	WBC Dividend	Accounted	2,253.18 Cr
22/07/2019	Evidence Match	22/12/2017	WBC Dividend	Accounted	2,253.18 Dr
23/07/2019	Evidence Match	29/12/2017	Pershing Security	Accounted	150.00 Cr
22/07/2019	Evidence Match	29/12/2017	Interest Paid	Accounted	182.40 Dr
22/07/2019	pasandi@armstrongadvisory.com.au	29/12/2017	Pershing Security	Accounted	150.00 Dr

**The Armstrong Superannuation Fund**  
**General Ledger Audit Trail**  
**For the period from 1 July 2017 to 30 June 2018**

Processed Date & User	Date	Description	State	Amount
-----------------------	------	-------------	-------	--------

## Liabilities

### Fund Suspense - Macquarie CMA

22/07/2019	pasandi@armstrongadvisory.com.au	29/12/2017	Interest Paid	Accounted	182.40	Cr
22/07/2019	Evidence Match	3/01/2018	Rebate Adviser Comm	Accounted	32.57	Dr
22/07/2019	pasandi@armstrongadvisory.com.au	3/01/2018	Rebate Adviser Comm	Accounted	32.57	Cr
22/07/2019	Evidence Match	15/01/2018	W Armstrong	Accounted	3,000.00	Cr
22/07/2019	pasandi@armstrongadvisory.com.au	15/01/2018	W Armstrong	Accounted	3,000.00	Dr
22/07/2019	pasandi@armstrongadvisory.com.au	16/01/2018	Mich Dst	Accounted	260.00	Cr
22/07/2019	Evidence Match	16/01/2018	Mich Dst	Accounted	260.00	Dr
22/07/2019	Evidence Match	31/01/2018	Interest Paid	Accounted	164.50	Dr
22/07/2019	pasandi@armstrongadvisory.com.au	31/01/2018	Interest Paid	Accounted	164.50	Cr
22/07/2019	Evidence Match	2/02/2018	Rebate Adviser Comm	Accounted	32.70	Dr
22/07/2019	pasandi@armstrongadvisory.com.au	2/02/2018	Rebate Adviser Comm	Accounted	32.70	Cr
23/07/2019	Evidence Match	12/02/2018	Tfr from CMH 966008682	Accounted	11,997.30	Dr
22/07/2019	pasandi@armstrongadvisory.com.au	12/02/2018	Tfr from CMH 966008682	Accounted	11,997.30	Cr
22/07/2019	pasandi@armstrongadvisory.com.au	13/02/2018	Pershing Securit	Accounted	101,103.47	Dr
22/07/2019	Evidence Match	13/02/2018	Pershing Securit	Accounted	50,552.21	Cr
22/07/2019	Evidence Match	13/02/2018	Pershing Securit	Accounted	50,551.26	Cr
22/07/2019	pasandi@armstrongadvisory.com.au	15/02/2018	W Armstrong	Accounted	3,200.00	Dr
22/07/2019	Evidence Match	15/02/2018	W Armstrong	Accounted	3,200.00	Cr
22/07/2019	Evidence Match	28/02/2018	Interest Paid	Accounted	95.61	Dr
22/07/2019	pasandi@armstrongadvisory.com.au	28/02/2018	Interest Paid	Accounted	95.61	Cr
22/07/2019	Evidence Match	2/03/2018	Rebate Adviser Comm	Accounted	19.35	Dr
22/07/2019	Evidence Match	2/03/2018	JHG Dividend	Accounted	264.85	Dr
22/07/2019	pasandi@armstrongadvisory.com.au	2/03/2018	JHG Dividend	Accounted	264.85	Cr
22/07/2019	pasandi@armstrongadvisory.com.au	2/03/2018	Rebate Adviser Comm	Accounted	19.35	Cr
22/07/2019	Evidence Match	9/03/2018	BLD ITM Dividend	Accounted	730.00	Dr
22/07/2019	pasandi@armstrongadvisory.com.au	9/03/2018	BLD ITM Dividend	Accounted	730.00	Cr
22/07/2019	pasandi@armstrongadvisory.com.au	15/03/2018	W Armstrong	Accounted	3,200.00	Dr
23/07/2019	Evidence Match	15/03/2018	W Armstrong	Accounted	3,200.00	Cr
22/07/2019	Evidence Match	19/03/2018	PTM Dividend	Accounted	692.16	Dr
22/07/2019	pasandi@armstrongadvisory.com.au	19/03/2018	PTM Dividend	Accounted	692.16	Cr
23/07/2019	Evidence Match	21/03/2018	Woodside Pre	Accounted	302.40	Dr
22/07/2019	pasandi@armstrongadvisory.com.au	21/03/2018	Woodside Pre	Accounted	302.40	Cr
22/07/2019	pasandi@armstrongadvisory.com.au	22/03/2018	LLC Dist	Accounted	666.40	Cr
22/07/2019	Evidence Match	22/03/2018	LLC Dist	Accounted	666.40	Dr
22/07/2019	Evidence Match	22/03/2018	Woodside Fin	Accounted	1,064.40	Dr
22/07/2019	pasandi@armstrongadvisory.com.au	22/03/2018	Woodside Fin	Accounted	1,064.40	Cr
22/07/2019	pasandi@armstrongadvisory.com.au	27/03/2018	BHP Ltd Dividend	Accounted	1,694.05	Cr



**The Armstrong Superannuation Fund**  
**General Ledger Audit Trail**  
**For the period from 1 July 2017 to 30 June 2018**

Processed Date & User	Date	Description	State	Amount
-----------------------	------	-------------	-------	--------

## Liabilities

### Fund Suspense - Macquarie CMA

22/07/2019	Evidence Match	27/03/2018	BHP Ltd Dividend	Accounted	1,694.05	Dr
22/07/2019	Evidence Match	28/03/2018	CBA Dividend	Accounted	1,470.00	Dr
22/07/2019	Evidence Match	28/03/2018	ASX Dividend	Accounted	900.48	Dr
22/07/2019	pasandi@armstrongadvisory.com.au	28/03/2018	ASX Dividend	Accounted	900.48	Cr
22/07/2019	pasandi@armstrongadvisory.com.au	28/03/2018	CBA Dividend	Accounted	1,470.00	Cr
22/07/2019	pasandi@armstrongadvisory.com.au	29/03/2018	RHCL Dividend	Accounted	437.00	Cr
22/07/2019	pasandi@armstrongadvisory.com.au	29/03/2018	TLS Dividend	Accounted	550.00	Cr
22/07/2019	pasandi@armstrongadvisory.com.au	29/03/2018	Interest Paid	Accounted	62.37	Cr
22/07/2019	Evidence Match	29/03/2018	Interest Paid	Accounted	62.37	Dr
22/07/2019	Evidence Match	29/03/2018	RHCL Dividend	Accounted	437.00	Dr
22/07/2019	Evidence Match	29/03/2018	TLS Dividend	Accounted	550.00	Dr
22/07/2019	Evidence Match	4/04/2018	Rebate Adviser Comm	Accounted	13.05	Dr
22/07/2019	pasandi@armstrongadvisory.com.au	4/04/2018	Rebate Adviser Comm	Accounted	13.05	Cr
22/07/2019	Evidence Match	5/04/2018	Wesfarmers	Accounted	1,406.98	Dr
22/07/2019	pasandi@armstrongadvisory.com.au	5/04/2018	Wesfarmers	Accounted	1,406.98	Cr
22/07/2019	Evidence Match	6/04/2018	WOW Dividend	Accounted	430.00	Dr
22/07/2019	pasandi@armstrongadvisory.com.au	6/04/2018	WOW Dividend	Accounted	430.00	Cr
22/07/2019	pasandi@armstrongadvisory.com.au	13/04/2018	W Armstrong	Accounted	3,200.00	Dr
23/07/2019	Evidence Match	13/04/2018	W Armstrong	Accounted	3,200.00	Cr
22/07/2019	pasandi@armstrongadvisory.com.au	27/04/2018	WAM Leaders Ltd	Accounted	1,131.25	Cr
22/07/2019	Evidence Match	27/04/2018	WAM Leaders Ltd	Accounted	1,131.25	Dr
22/07/2019	Evidence Match	30/04/2018	Interest Paid	Accounted	65.44	Dr
22/07/2019	pasandi@armstrongadvisory.com.au	30/04/2018	Interest Paid	Accounted	65.44	Cr
22/07/2019	Evidence Match	2/05/2018	Rebate Adviser Comm	Accounted	13.61	Dr
22/07/2019	pasandi@armstrongadvisory.com.au	2/05/2018	Rebate Adviser Comm	Accounted	13.61	Cr
22/07/2019	Evidence Match	10/05/2018	SOL Dividend	Accounted	460.00	Dr
22/07/2019	pasandi@armstrongadvisory.com.au	10/05/2018	SOL Dividend	Accounted	460.00	Cr
22/07/2019	Evidence Match	15/05/2018	W Armstrong	Accounted	3,200.00	Cr
22/07/2019	pasandi@armstrongadvisory.com.au	15/05/2018	W Armstrong	Accounted	3,200.00	Dr
22/07/2019	pasandi@armstrongadvisory.com.au	31/05/2018	Interest Paid	Accounted	66.14	Cr
22/07/2019	Evidence Match	31/05/2018	Interest Paid	Accounted	66.14	Dr
22/07/2019	Evidence Match	1/06/2018	JHG Dividend	Accounted	313.57	Dr
22/07/2019	pasandi@armstrongadvisory.com.au	1/06/2018	JHG Dividend	Accounted	313.57	Cr
22/07/2019	Evidence Match	4/06/2018	Rebate Adviser Comm	Accounted	13.77	Dr
22/07/2019	pasandi@armstrongadvisory.com.au	4/06/2018	Rebate Adviser Comm	Accounted	13.77	Cr
22/07/2019	Evidence Match	15/06/2018	W Armstrong	Accounted	3,200.00	Cr
22/07/2019	pasandi@armstrongadvisory.com.au	15/06/2018	W Armstrong	Accounted	3,200.00	Dr

**The Armstrong Superannuation Fund**  
**General Ledger Audit Trail**  
**For the period from 1 July 2017 to 30 June 2018**

Processed Date & User	Date	Description	State	Amount
-----------------------	------	-------------	-------	--------

## Liabilities

### Fund Suspense - Macquarie CMA

22/07/2019	Evidence Match	29/06/2018	Interest Paid	Accounted	61.21	Dr
22/07/2019	pasandi@armstrongadvisory.com.au	29/06/2018	Interest Paid	Accounted	61.21	Cr

### Income Tax Suspense

22/07/2019	pasandi@armstrongadvisory.com.au	22/11/2017	ATO	Accounted	11,808.43	Dr
22/07/2019	Evidence Match	22/11/2017	ATO	Accounted	11,808.43	Cr

### Member Payments - Pensions Paid - Mrs Wendy Armstrong - Account Based Pension 1

22/07/2019	Evidence Match	16/11/2017	Pension Drawdown - Paid	Accounted	20,000.00	Dr
22/07/2019	pasandi@armstrongadvisory.com.au	16/11/2017	Pension Drawdown - Net	Accounted	20,000.00	Cr
22/07/2019	Evidence Match	17/11/2017	Pension Drawdown - Paid	Accounted	10,000.00	Dr
22/07/2019	pasandi@armstrongadvisory.com.au	17/11/2017	Pension Drawdown - Net	Accounted	10,000.00	Cr
23/07/2019	Evidence Match	15/03/2018	Pension Drawdown - Paid	Accounted	3,200.00	Dr
23/07/2019	pasandi@armstrongadvisory.com.au	15/03/2018	Pension Drawdown - Net	Accounted	3,200.00	Cr
23/07/2019	Evidence Match	13/04/2018	Pension Drawdown - Paid	Accounted	1,190.00	Dr
22/07/2019	pasandi@armstrongadvisory.com.au	13/04/2018	Pension Drawdown - Net	Accounted	1,190.00	Cr

### Member Payments - Pensions Paid - Mrs Wendy Armstrong - Account Based Pension 2

23/07/2019	Evidence Match	13/04/2018	Pension Drawdown - Paid	Accounted	2,010.00	Dr
22/07/2019	pasandi@armstrongadvisory.com.au	13/04/2018	Pension Drawdown - Net	Accounted	2,010.00	Cr

### Member Payments - Pensions Paid - Mrs Wendy Armstrong - Reversionary Pension

22/07/2019	Evidence Match	14/07/2017	Pension Drawdown - Paid	Accounted	3,000.00	Dr
22/07/2019	Transaction Rules	14/07/2017	Pension Drawdown - Net	Accounted	3,000.00	Cr
22/07/2019	Evidence Match	15/08/2017	Pension Drawdown - Paid	Accounted	3,000.00	Dr
22/07/2019	Transaction Rules	15/08/2017	Pension Drawdown - Net	Accounted	3,000.00	Cr
22/07/2019	Evidence Match	15/09/2017	Pension Drawdown - Paid	Accounted	3,000.00	Dr
22/07/2019	Transaction Rules	15/09/2017	Pension Drawdown - Net	Accounted	3,000.00	Cr
22/07/2019	Evidence Match	13/10/2017	Pension Drawdown - Paid	Accounted	3,000.00	Dr
22/07/2019	Transaction Rules	13/10/2017	Pension Drawdown - Net	Accounted	3,000.00	Cr
22/07/2019	Transaction Rules	15/11/2017	Pension Drawdown - Net	Accounted	3,000.00	Cr
22/07/2019	Evidence Match	15/11/2017	Pension Drawdown - Paid	Accounted	3,000.00	Dr
22/07/2019	Evidence Match	15/12/2017	Pension Drawdown - Paid	Accounted	3,000.00	Dr
22/07/2019	Transaction Rules	15/12/2017	Pension Drawdown - Net	Accounted	3,000.00	Cr
22/07/2019	Evidence Match	15/01/2018	Pension Drawdown - Paid	Accounted	3,000.00	Dr
22/07/2019	Transaction Rules	15/01/2018	Pension Drawdown - Net	Accounted	3,000.00	Cr
22/07/2019	Evidence Match	15/02/2018	Pension Drawdown - Paid	Accounted	3,200.00	Dr
22/07/2019	Transaction Rules	15/02/2018	Pension Drawdown - Net	Accounted	3,200.00	Cr
22/07/2019	Evidence Match	15/05/2018	Pension Drawdown - Paid	Accounted	3,200.00	Dr
22/07/2019	Transaction Rules	15/05/2018	Pension Drawdown - Net	Accounted	3,200.00	Cr
22/07/2019	Evidence Match	15/06/2018	Pension Drawdown - Paid	Accounted	3,200.00	Dr
22/07/2019	Transaction Rules	15/06/2018	Pension Drawdown - Net	Accounted	3,200.00	Cr

## Member Entitlements

### Member Entitlement Accounts - Mrs Wendy Armstrong - Account Based Pension 1

**The Armstrong Superannuation Fund**  
**General Ledger Audit Trail**  
**For the period from 1 July 2017 to 30 June 2018**

Processed Date & User	Date	Description	State	Amount
-----------------------	------	-------------	-------	--------

## Member Entitlements

### Member Entitlement Accounts · Mrs Wendy Armstrong · Account Based Pension 1

22/07/2019	pasandi@armstrongadvisory.com.au	16/11/2017	Pension Drawdown - Gross	Accounted	20,000.00	Dr
22/07/2019	pasandi@armstrongadvisory.com.au	17/11/2017	Pension Drawdown - Gross	Accounted	10,000.00	Dr
23/07/2019	pasandi@armstrongadvisory.com.au	12/02/2018	Investment Profit or Loss	Accounted	6,594.72	Cr
23/07/2019	pasandi@armstrongadvisory.com.au	15/03/2018	Pension Drawdown - Gross	Accounted	3,200.00	Dr
22/07/2019	pasandi@armstrongadvisory.com.au	13/04/2018	Pension Drawdown - Gross	Accounted	1,190.00	Dr
24/07/2019	pasandi@armstrongadvisory.com.au	30/06/2018	Income Taxes Allocated	Accounted	493.88	Cr
24/07/2019	pasandi@armstrongadvisory.com.au	30/06/2018	Investment Profit or Loss	Accounted	4,655.15	Cr

### Member Entitlement Accounts · Mrs Wendy Armstrong · Account Based Pension 2

23/07/2019	pasandi@armstrongadvisory.com.au	13/02/2018	Pension Establishment Post 07	Accounted	132,768.28	Cr
22/07/2019	pasandi@armstrongadvisory.com.au	13/04/2018	Pension Drawdown - Gross	Accounted	2,010.00	Dr
24/07/2019	pasandi@armstrongadvisory.com.au	30/06/2018	Income Taxes Allocated	Accounted	648.56	Cr
24/07/2019	pasandi@armstrongadvisory.com.au	30/06/2018	Investment Profit or Loss	Accounted	6,113.09	Cr

### Member Entitlement Accounts · Mrs Wendy Armstrong · Accumulation

23/07/2019	pasandi@armstrongadvisory.com.au	1/09/2017	Contribution Allocation - to pay for Magellan shares	Accounted	30,000.00	Cr
23/07/2019	pasandi@armstrongadvisory.com.au	12/02/2018	Income Taxes Allocated	Accounted	5,129.10	Dr
23/07/2019	pasandi@armstrongadvisory.com.au	12/02/2018	Investment Profit or Loss	Accounted	1,639.39	Cr
23/07/2019	pasandi@armstrongadvisory.com.au	12/02/2018	Contribution Allocation	Accounted	99,892.60	Cr
23/07/2019	pasandi@armstrongadvisory.com.au	13/02/2018	Pension Establishment Post 07	Accounted	132,768.28	Dr

### Member Entitlement Accounts · Mrs Wendy Armstrong · Reversionary Pension

22/07/2019	Transaction Rules	14/07/2017	Pension Drawdown - Gross	Accounted	3,000.00	Dr
22/07/2019	Transaction Rules	15/08/2017	Pension Drawdown - Gross	Accounted	3,000.00	Dr
22/07/2019	Transaction Rules	15/09/2017	Pension Drawdown - Gross	Accounted	3,000.00	Dr
22/07/2019	Transaction Rules	13/10/2017	Pension Drawdown - Gross	Accounted	3,000.00	Dr
22/07/2019	Transaction Rules	15/11/2017	Pension Drawdown - Gross	Accounted	3,000.00	Dr
22/07/2019	Transaction Rules	15/12/2017	Pension Drawdown - Gross	Accounted	3,000.00	Dr
22/07/2019	Transaction Rules	15/01/2018	Pension Drawdown - Gross	Accounted	3,000.00	Dr
23/07/2019	pasandi@armstrongadvisory.com.au	12/02/2018	Investment Profit or Loss	Accounted	41,700.66	Cr
22/07/2019	Transaction Rules	15/02/2018	Pension Drawdown - Gross	Accounted	3,200.00	Dr
22/07/2019	Transaction Rules	15/05/2018	Pension Drawdown - Gross	Accounted	3,200.00	Dr
22/07/2019	Transaction Rules	15/06/2018	Pension Drawdown - Gross	Accounted	3,200.00	Dr
24/07/2019	pasandi@armstrongadvisory.com.au	30/06/2018	Income Taxes Allocated	Accounted	3,720.90	Cr
24/07/2019	pasandi@armstrongadvisory.com.au	30/06/2018	Investment Profit or Loss	Accounted	35,071.68	Cr

**The Armstrong Superannuation Fund**  
**Bank Account Movements**  
**For the period 1 July 2017 to 30 June 2018**

<b>Date</b>	<b>Description</b>	<b>Withdrawals</b>	<b>Deposits</b>	<b>Balance</b>
<b>Account: <u>Macquarie CMA (182-512 964023865)</u></b>				
1/07/2017	Opening Balance			167,455.62
03/07/2017	ANZ Dividend		1,440.00	168,895.62
04/07/2017	Rebate Adviser Comm		34.65	168,930.27
04/07/2017	WBC Dividend		2,253.18	171,183.45
05/07/2017	NAB Dividend		2,296.80	173,480.25
14/07/2017	PP to W Armstrong	3,000.00		170,480.25
31/07/2017	Interest Paid		203.49	170,683.74
31/07/2017	Mich Dst		249.00	170,932.74
02/08/2017	Rebate Adviser Comm		36.33	170,969.07
15/08/2017	W Armstrong	3,000.00		167,969.07
31/08/2017	Interest Paid		201.32	168,170.39
01/09/2017	JHG Dividend		264.60	168,434.99
04/09/2017	Rebate Adviser Comm		35.95	168,470.94
15/09/2017	W Armstrong	3,000.00		165,470.94
20/09/2017	LLC Distribution		646.80	166,117.74
21/09/2017	Woodside Int		1,053.23	167,170.97
22/09/2017	PTM Dividend		648.90	167,819.87
26/09/2017	BHP Ltd Dividend		1,270.78	169,090.65
27/09/2017	ASX Fnl Dividend		838.32	169,928.97
28/09/2017	TLS Fnl Dividend		775.00	170,703.97
28/09/2017	Wesfarmers		1,639.20	172,343.17
29/09/2017	Interest Paid		193.69	172,536.86
29/09/2017	CBA Fnl Dividend		1,690.50	174,227.36
03/10/2017	Rebate Adviser Comm		34.59	174,261.95
03/10/2017	BLD Fnl Dividend		536.80	174,798.75
06/10/2017	WOW Dividend		500.00	175,298.75
13/10/2017	W Armstrong	3,000.00		172,298.75
31/10/2017	Interest Paid		206.10	172,504.85
02/11/2017	Rebate Adviser Comm		36.80	172,541.65
15/11/2017	W Armstrong	3,000.00		169,541.65
16/11/2017	Transact Funds to W Armstrong	20,000.00		149,541.65
17/11/2017	Transact Funds to W Armstrong	10,000.00		139,541.65
22/11/2017	ATO		11,808.43	151,350.08
30/11/2017	Interest Paid		183.94	151,534.02
01/12/2017	JHG Dividend		277.74	151,811.76
04/12/2017	Rebate Adviser Comm		32.84	151,844.60
11/12/2017	SOL Dividend		640.00	152,484.60
13/12/2017	NAB Fnl Dividend		2,296.80	154,781.40
15/12/2017	W Armstrong	3,000.00		151,781.40
18/12/2017	ANZ Dividend		1,440.00	153,221.40
22/12/2017	WBC Dividend		2,253.18	155,474.58
29/12/2017	Interest Paid		182.40	155,656.98
29/12/2017	Pershing Security	150.00		155,506.98
03/01/2018	Rebate Adviser Comm		32.57	155,539.55
15/01/2018	W Armstrong	3,000.00		152,539.55
16/01/2018	Mich Dst		260.00	152,799.55
31/01/2018	Interest Paid		164.50	152,964.05
02/02/2018	Rebate Adviser Comm		32.70	152,996.75
12/02/2018	Tfr from CMH 966008682		11,997.30	164,994.05
13/02/2018	Pershing Securit	101,103.47		63,890.58
15/02/2018	W Armstrong	3,200.00		60,690.58
28/02/2018	Interest Paid		95.61	60,786.19
02/03/2018	Rebate Adviser Comm		19.35	60,805.54
02/03/2018	JHG Dividend		264.85	61,070.39
09/03/2018	BLD ITM Dividend		730.00	61,800.39
15/03/2018	W Armstrong	3,200.00		58,600.39
19/03/2018	PTM Dividend		692.16	59,292.55
21/03/2018	Woodside Pre		302.40	59,594.95
22/03/2018	LLC Dist		666.40	60,261.35

# The Armstrong Superannuation Fund

## Bank Account Movements

For the period 1 July 2017 to 30 June 2018

Date	Description	Withdrawals	Deposits	Balance
<b>Account: <u>Macquarie CMA (182-512 964023865)</u></b>				
22/03/2018	Woodside Fin		1,064.40	61,325.75
27/03/2018	BHP Ltd Dividend		1,694.05	63,019.80
28/03/2018	ASX Dividend		900.48	63,920.28
28/03/2018	CBA Dividend		1,470.00	65,390.28
29/03/2018	Interest Paid		62.37	65,452.65
29/03/2018	RHCL Dividend		437.00	65,889.65
29/03/2018	TLS Dividend		550.00	66,439.65
04/04/2018	Rebate Adviser Comm		13.05	66,452.70
05/04/2018	Wesfarmers		1,406.98	67,859.68
06/04/2018	WOW Dividend		430.00	68,289.68
13/04/2018	W Armstrong	3,200.00		65,089.68
27/04/2018	WAM Leaders Ltd		1,131.25	66,220.93
30/04/2018	Interest Paid		65.44	66,286.37
02/05/2018	Rebate Adviser Comm		13.61	66,299.98
10/05/2018	SOL Dividend		460.00	66,759.98
15/05/2018	W Armstrong	3,200.00		63,559.98
31/05/2018	Interest Paid		66.14	63,626.12
01/06/2018	JHG Dividend		313.57	63,939.69
04/06/2018	Rebate Adviser Comm		13.77	63,953.46
15/06/2018	W Armstrong	3,200.00		60,753.46
29/06/2018	Interest Paid		61.21	60,814.67
30/06/2018	Closing Balance	<u>168,253.47</u>	<u>61,612.52</u>	<u>60,814.67</u>
	Transactions : 79			

## The Armstrong Superannuation Fund

### Investment Summary as at 30 June 2018

Investment	Units	Average Cost Price	Market Price	Accounting Cost	Market Value	Unrealised Accounting Gain/(Loss)	Accounting Gain/(Loss) (%)	Portfolio Weight (%)
<b><u>Bank</u></b>								
Macquarie CMA				60,814.67	60,814.67			5.99%
				<b>60,814.67</b>	<b>60,814.67</b>			<b>5.99%</b>
<b><u>Listed Securities Market</u></b>								
Australia And New Zealand Banking Group Limited (ASX:ANZ)	1,800.00000	28.7736	28.2400	51,792.52	50,832.00	(960.52)	(1.85)%	5.00%
ASX Limited (ASX:ASX)	840.00000	36.0422	64.3900	30,275.41	54,087.60	23,812.19	78.65%	5.33%
BHP Group Limited (ASX:BHP)	2,400.00000	26.8749	33.9100	64,499.87	81,384.00	16,884.13	26.18%	8.01%
Boral Limited. (ASX:BLD)	5,840.00000	6.9253	6.5300	40,444.04	38,135.20	(2,308.84)	(5.71)%	3.75%
Commonwealth Bank Of Australia. (ASX:CBA)	735.00000	82.1477	72.8700	60,378.54	53,559.45	(6,819.09)	(11.29)%	5.27%
Janus Henderson Group PLC - Chess Depository Interests 1:1 (ASX:JHG)	656.00000	38.4686	41.6400	25,235.37	27,315.84	2,080.47	8.24%	2.69%
Lendlease Group - Fully Paid Ordinary/Units Stapled Securities (ASX:LLC)	1,960.00000	12.9156	19.8100	25,314.58	38,827.60	13,513.02	53.38%	3.82%
Magellan Global Trust - Ordinary Units Fully Paid (ASX:MGG)	21,660.00000	1.4127	1.6000	30,600.00	34,656.00	4,056.00	13.25%	3.41%
Magellan Infrastructure Fund (Currency Hedged)(Managed Fund) - Trading Managed Fund Units Fully Paid (ASX:MICH)	10,000.00000	2.4769	2.7600	24,769.50	27,600.00	2,830.50	11.43%	2.72%
National Australia Bank Limited (ASX:NAB)	3,780.00000	30.1656	27.4100	114,025.79	103,609.80	(10,415.99)	(9.13)%	10.20%
Platinum Asset Management Limited (ASX:PTM)	4,326.00000	5.8436	5.7600	25,279.32	24,917.76	(361.56)	(1.43)%	2.45%
Ramsay Health Care Limited (ASX:RHC)	760.00000	66.5161	53.9800	50,552.21	41,024.80	(9,527.41)	(18.85)%	4.04%
Washington H Soul Pattinson & Company Limited (ASX:SOL)	2,000.00000	16.7218	20.6900	33,443.63	41,380.00	7,936.37	23.73%	4.07%
Telstra Corporation Limited. (ASX:TLS)	5,000.00000	5.1157	2.6200	25,578.30	13,100.00	(12,478.30)	(48.78)%	1.29%
Timah Resources Limited (ASX:TML)	41,667.00000	0.3000	0.0500	12,499.95	2,083.35	(10,416.60)	(83.33)%	0.21%
Westpac Banking Corporation (ASX:WBC)	3,827.00000	30.2215	29.3000	115,657.59	112,131.10	(3,526.49)	(3.05)%	11.04%
Wesfarmers Limited (ASX:WES)	1,366.00000	43.5251	49.3600	59,455.24	67,425.76	7,970.52	13.41%	6.64%
Wam Leaders Limited (ASX:WLE)	45,250.00000	1.1172	1.1500	50,551.26	52,037.50	1,486.24	2.94%	5.12%
Woolworths Group Limited (ASX:WOW)	1,000.00000	31.3814	30.5200	31,381.44	30,520.00	(861.44)	(2.75)%	3.00%
Woodside Petroleum Ltd (ASX:WPL)	1,700.00000	34.5902	35.4600	58,803.27	60,282.00	1,478.73	2.51%	5.93%
				<b>930,537.83</b>	<b>954,909.76</b>	<b>24,371.93</b>	<b>2.62%</b>	<b>94.01%</b>

---

**The Armstrong Superannuation Fund**

**Investment Summary as at 30 June 2018**

---

<b>Investment</b>	<b>Units</b>	<b>Average Cost Price</b>	<b>Market Price</b>	<b>Accounting Cost</b>	<b>Market Value</b>	<b>Unrealised Accounting Gain/(Loss)</b>	<b>Accounting Gain/(Loss) (%)</b>	<b>Portfolio Weight (%)</b>
				<u>991,352.50</u>	<u>1,015,724.43</u>	<u>24,371.93</u>	<u>2.46%</u>	<u>100.00%</u>

---

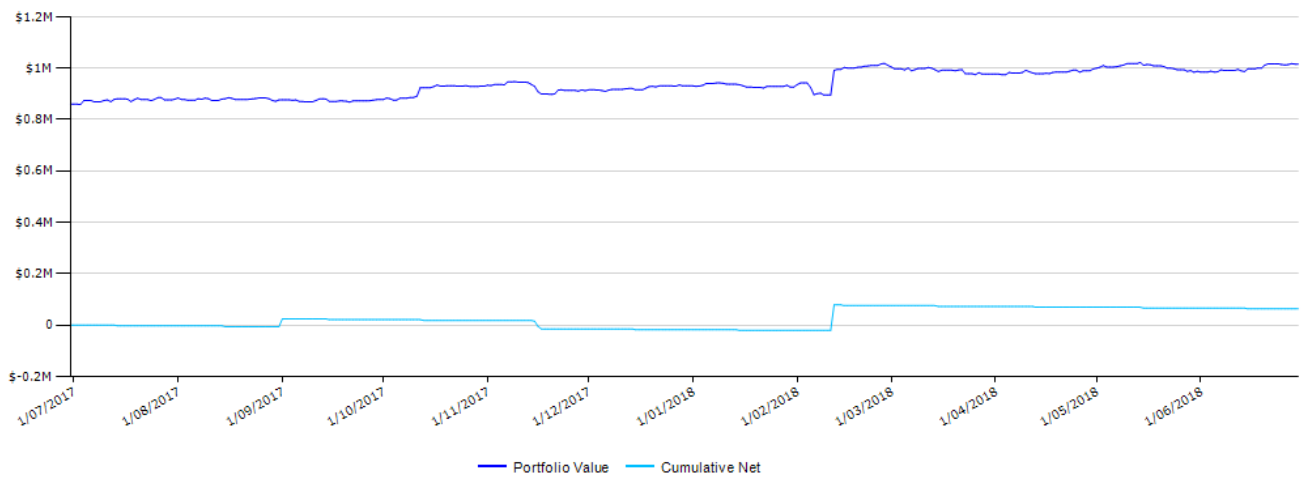
The accounting cost is the original cost base adjusted by any subsequent capital call/improvement or capital return transactions. In many cases, it is not the same as the adjusted or reduced cost base, or the reset cost base resulting from the CGT relief. To view the tax cost base and unrealised gain/(loss) for tax purposes refer to the Unrealised Capital Gains Report or change the report parameter to tax cost base.

**The Armstrong Superannuation Fund**  
**Investment Movement and Returns Report**  
**For the period from 01 July 2017 to 30 June 2018**

**Movement in Value**

<b>Starting Market Value</b>	<b>859,804.03</b>
Net Addition	62,892.60
Realised and Unrealised Gains/Losses	43,114.98
Investment Income (excluding credits)	38,579.20
Portfolio Income	336.21
Portfolio Expenses	(259.00)
Other*	11,256.41
<b>Ending Market Value</b>	<b>1,015,724.43</b>
Movement in Value	155,920.40

**Portfolio Value versus Cumulative Net Investment**





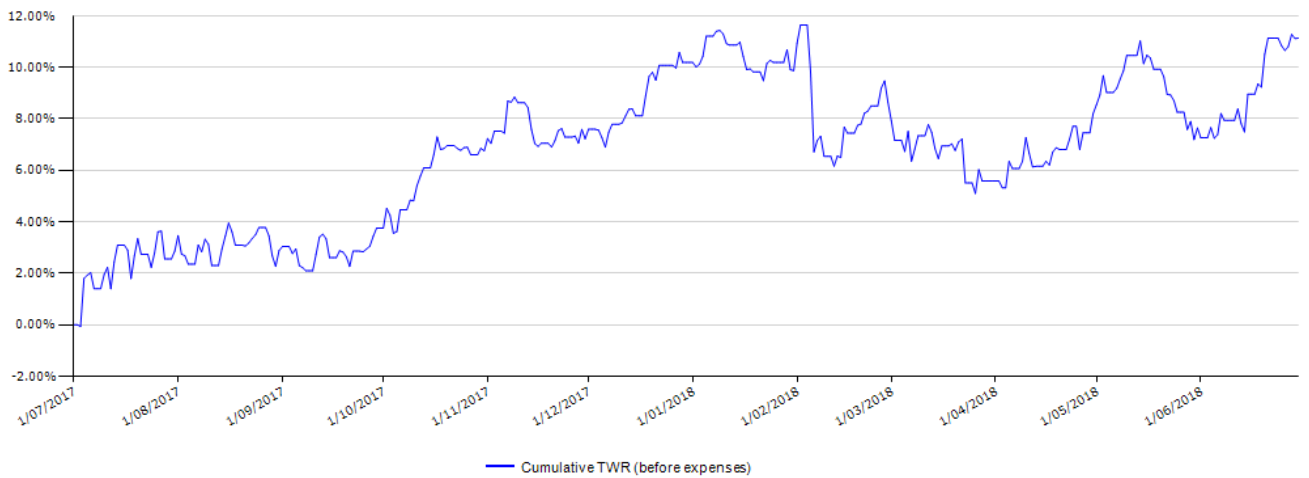
**The Armstrong Superannuation Fund**  
**Investment Movement and Returns Report**  
**For the period from 01 July 2017 to 30 June 2018**

**Portfolio Return**

Realised and Unrealised Gains/Losses	43,114.98
Investment Income (excluding credits)	38,579.20
Credits	14,003.30
<b>Total dollar return before expenses</b>	<b>95,697.48</b>
Investment Expenses	0.00
<b>Total dollar return after expenses</b>	<b>95,697.48</b>

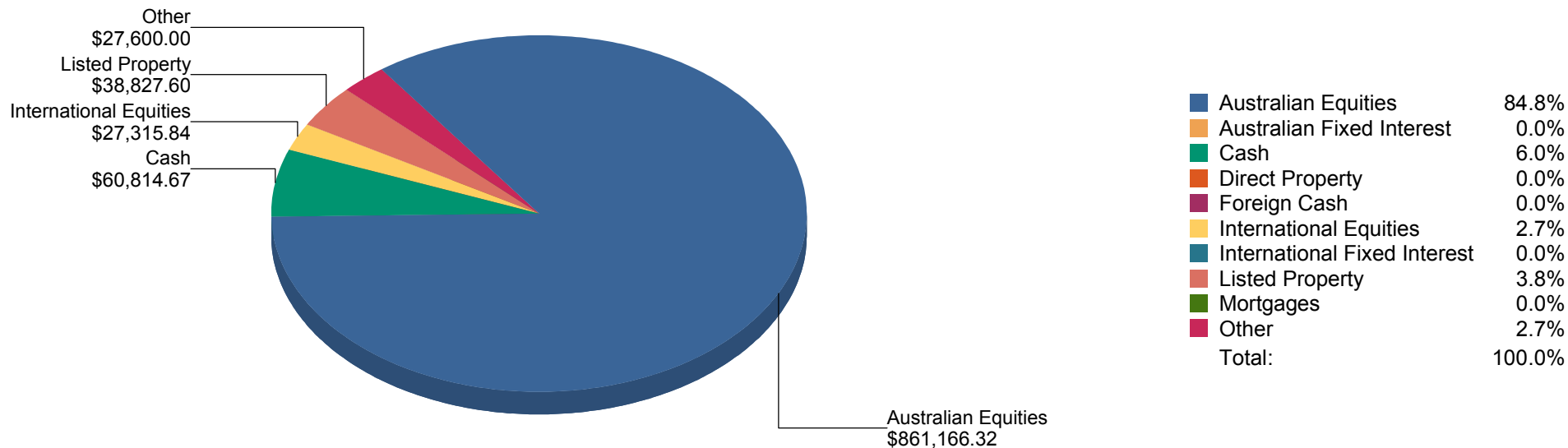
	1 year	3 years	Since 01/07/2017	Since 01/07/2017
Investment return before expenses (TWR)	11.13%	-	11.13%	11.13%

**Return Over Time**



**The Armstrong Superannuation Fund**  
Investment Allocation as at 30 June 2018

**Current Asset Allocation**



**The Armstrong Superannuation Fund**  
**Investment Allocation as at 30 June 2018**

	Australian Equities	Cash	International Equities	Listed Property	Other	Total (\$)
ASX Limited (ASX:ASX)	54,087.60 100.00%	0.00 0.00%	0.00 0.00%	0.00 0.00%	0.00 0.00%	54,087.60 100.00%
Australia And New Zealand Banking Group Limited (ASX:ANZ)	50,832.00 100.00%	0.00 0.00%	0.00 0.00%	0.00 0.00%	0.00 0.00%	50,832.00 100.00%
BHP Group Limited (ASX:BHP)	81,384.00 100.00%	0.00 0.00%	0.00 0.00%	0.00 0.00%	0.00 0.00%	81,384.00 100.00%
Boral Limited. (ASX:BLD)	38,135.20 100.00%	0.00 0.00%	0.00 0.00%	0.00 0.00%	0.00 0.00%	38,135.20 100.00%
Commonwealth Bank Of Australia. (ASX:CBA)	53,559.45 100.00%	0.00 0.00%	0.00 0.00%	0.00 0.00%	0.00 0.00%	53,559.45 100.00%
Janus Henderson Group PLC - Chess Depository Interests 1:1 (ASX:JHG)	0.00 0.00%	0.00 0.00%	27,315.84 100.00%	0.00 0.00%	0.00 0.00%	27,315.84 100.00%
Lendlease Group - Fully Paid Ordinary/Units Stapled Securities (ASX:LLC)	0.00 0.00%	0.00 0.00%	0.00 0.00%	38,827.60 100.00%	0.00 0.00%	38,827.60 100.00%
Macquarie CMA	0.00 0.00%	60,814.67 100.00%	0.00 0.00%	0.00 0.00%	0.00 0.00%	60,814.67 100.00%
Magellan Global Trust - Ordinary Units Fully Paid (ASX:MGG)	34,656.00 100.00%	0.00 0.00%	0.00 0.00%	0.00 0.00%	0.00 0.00%	34,656.00 100.00%
Magellan Infrastructure Fund (Currency Hedged) (Managed Fund) - Trading Managed Fund Units Fully Paid (ASX:MICH)	0.00 0.00%	0.00 0.00%	0.00 0.00%	0.00 0.00%	27,600.00 100.00%	27,600.00 100.00%
National Australia Bank Limited (ASX:NAB)	103,609.80 100.00%	0.00 0.00%	0.00 0.00%	0.00 0.00%	0.00 0.00%	103,609.80 100.00%
Platinum Asset Management Limited (ASX:PTM)	24,917.76 100.00%	0.00 0.00%	0.00 0.00%	0.00 0.00%	0.00 0.00%	24,917.76 100.00%
Ramsay Health Care Limited (ASX:RHC)	41,024.80 100.00%	0.00 0.00%	0.00 0.00%	0.00 0.00%	0.00 0.00%	41,024.80 100.00%

	<b>Australian Equities</b>	<b>Cash</b>	<b>International Equities</b>	<b>Listed Property</b>	<b>Other</b>	<b>Total (\$)</b>
Telstra Corporation Limited. (ASX:TLS)	13,100.00 100.00%	0.00 0.00%	0.00 0.00%	0.00 0.00%	0.00 0.00%	13,100.00 100.00%
Timah Resources Limited (ASX:TML)	2,083.35 100.00%	0.00 0.00%	0.00 0.00%	0.00 0.00%	0.00 0.00%	2,083.35 100.00%
Wam Leaders Limited (ASX:WLE)	52,037.50 100.00%	0.00 0.00%	0.00 0.00%	0.00 0.00%	0.00 0.00%	52,037.50 100.00%
Washington H Soul Pattinson & Company Limited (ASX:SOL)	41,380.00 100.00%	0.00 0.00%	0.00 0.00%	0.00 0.00%	0.00 0.00%	41,380.00 100.00%
Wesfarmers Limited (ASX:WES)	67,425.76 100.00%	0.00 0.00%	0.00 0.00%	0.00 0.00%	0.00 0.00%	67,425.76 100.00%
Westpac Banking Corporation (ASX:WBC)	112,131.10 100.00%	0.00 0.00%	0.00 0.00%	0.00 0.00%	0.00 0.00%	112,131.10 100.00%
Woodside Petroleum Ltd (ASX:WPL)	60,282.00 100.00%	0.00 0.00%	0.00 0.00%	0.00 0.00%	0.00 0.00%	60,282.00 100.00%
Woolworths Group Limited (ASX:WOW)	30,520.00 100.00%	0.00 0.00%	0.00 0.00%	0.00 0.00%	0.00 0.00%	30,520.00 100.00%
<b>Total</b>	<b>861,166.32</b> <b>84.78%</b>	<b>60,814.67</b> <b>5.99%</b>	<b>27,315.84</b> <b>2.69%</b>	<b>38,827.60</b> <b>3.82%</b>	<b>27,600.00</b> <b>2.72%</b>	1,015,724.43 100.00%

**NOTE: Investment Totals include Unsettled Amounts.**

**The Armstrong Superannuation Fund**  
**Foreign Cash Reconciliation Statement**  
**For the period 1 July 2017 to 30 June 2018**

Date	Description	Bank Statement Line Items					Matched Transaction(s)		
		Foreign Withdrawals	Foreign Deposits	Balance	AUD Withdrawals	AUD Deposits	Amount	Matched As	Account Name

Currency:  
Bank Account:  
    Opening Balance  
    Closing Balance

**The Armstrong Superannuation Fund**  
**Statement of Taxable Income**  
**For the Period from 1 July 2017 to 30 June 2018**

Description	Investment Reference	Date	Tax Return Ref.	Amount
			<b>Section B</b>	
<b>Income</b>				
<b>Net Capital Gain</b>				
Gross Capital Gain - Distributed Capital Gains from Trusts	As Per Investment Disposals CGT Report	30 Jun 2018	A	14.00
Deferred Capital Gain Realised		30 Jun 2018	A	0.00
Less Capital Losses Applied		30 Jun 2018	A	(14.00)
Less Discount		30 Jun 2018	A	0.00
<b>Total Net Capital Gain</b>			<b>A</b>	<b>0.00</b>
<b>Total Gross Rent and Other Leasing &amp; Hiring Income</b>			<b>B</b>	<b>0.00</b>
<b>Gross Interest</b>				
Interest Paid	Macquarie: Macquarie CMA	31 Jul 2017	C	203.49
Interest Paid	Macquarie: Macquarie CMA	31 Aug 2017	C	201.32
Interest Paid	Macquarie: Macquarie CMA	29 Sep 2017	C	193.69
Interest Paid	Macquarie: Macquarie CMA	31 Oct 2017	C	206.10
Interest Paid	Macquarie: Macquarie CMA	30 Nov 2017	C	183.94
Interest Paid	Macquarie: Macquarie CMA	29 Dec 2017	C	182.40
Interest Paid	Macquarie: Macquarie CMA	31 Jan 2018	C	164.50
Interest Paid	Macquarie: Macquarie CMA	28 Feb 2018	C	95.61
Interest Paid	Macquarie: Macquarie CMA	29 Mar 2018	C	62.37
Interest Paid	Macquarie: Macquarie CMA	30 Apr 2018	C	65.44
Interest Paid	Macquarie: Macquarie CMA	31 May 2018	C	66.14
Interest Paid	Macquarie: Macquarie CMA	29 Jun 2018	C	61.21
<i>Less Rounding</i>			C	(0.21)
<b>Total Gross Interest</b>			<b>C</b>	<b>1,686.00</b>
<b>Total Forestry Managed Investment Scheme Income</b>			<b>X</b>	<b>0.00</b>
<b>Net Foreign Income</b>				
JHG USD 32C; UNFRANKED; NIL CFI	JHG: Janus Henderson Group PLC - Chess Depository Interests 1:1	01 Sep 2017	D	264.60
JHG USD 32C; UNFRANKED; NIL CFI	JHG: Janus Henderson Group PLC - Chess Depository Interests 1:1	01 Dec 2017	D	277.74
JHG USD 32C; UNFRANKED; NIL CFI	JHG: Janus Henderson Group PLC - Chess Depository Interests 1:1	02 Mar 2018	D	264.85
JHG USD 36C; UNFRANKED; NIL CFI	JHG: Janus Henderson Group PLC - Chess Depository Interests 1:1	01 Jun 2018	D	313.57
Distribution - Tax Statement	LLC: Lendlease Group - Fully Paid Ordinary/Units Stapled Securities	01 Sep 2017	D	3.33
Distribution - Tax Statement	LLC: Lendlease Group - Fully Paid Ordinary/Units Stapled Securities	27 Feb 2018	D	3.98
Distribution - Tax Statement	MGG: Magellan Global Trust - Ordinary Units Fully Paid	30 Jun 2018	D	377.54
Distribution - Tax Statement	MGG: Magellan Global Trust - Ordinary Units Fully Paid	30 Jun 2018	D	348.61
Distribution - Tax Statement	MICH: Magellan Infrastructure Fund (Currency Hedged)(Managed Fund) - Trading Managed Fund Units Fully Paid	30 Jun 2018	D	259.00
Distribution - Tax Statement	MICH: Magellan Infrastructure Fund (Currency Hedged)(Managed Fund) - Trading Managed Fund Units Fully Paid	30 Jun 2018	D	134.68
<i>Less Rounding</i>			D	(0.90)
<b>Total Net Foreign Income</b>			<b>D</b>	<b>2,247.00</b>
<b>Total Australian Franking Credits from a New Zealand Company</b>			<b>E</b>	<b>0.00</b>
<b>Total Transfers from Foreign Funds</b>			<b>F</b>	<b>0.00</b>

**The Armstrong Superannuation Fund**  
**Statement of Taxable Income**  
**For the Period from 1 July 2017 to 30 June 2018**

Description	Investment Reference	Date	Tax Return Ref.	Amount
<b>Total Gross Payments where ABN not quoted</b>			<b>H</b>	<b>0.00</b>
<b>Total Gross Distribution from Partnerships</b>			<b>I</b>	<b>0.00</b>
<b>Unfranked Dividend Amount</b>				
BLD 6C FRANKED@30%; NIL CFI; DRP SUSPENDED	BLD: Boral Limited.	03 Oct 2017	J	350.40
BLD 6.25C FRANKED@30%; NIL CFI; DRP SUSPENDED	BLD: Boral Limited.	09 Mar 2018	J	365.00
<i>Less Rounding</i>			J	(0.40)
<b>Total Unfranked Dividend Amount</b>			<b>J</b>	<b>715.00</b>
<b>Franked Dividend Amount</b>				
ANZ Dividend	ANZ: Australia And New Zealand Banking Group Limited	03 Jul 2017	K	1,440.00
ANZ 80C FRANKED @ 30%; DRP & BSP NIL DISC	ANZ: Australia And New Zealand Banking Group Limited	18 Dec 2017	K	1,440.00
ASX 99.8C FRANKED @ 30%; DRP SUSPENDED	ASX: ASX Limited	27 Sep 2017	K	838.32
ASX 107.2C FRANKED @ 30%; DRP SUSPENDED	ASX: ASX Limited	28 Mar 2018	K	900.48
BHP US 43C FRANKED @30%	BHP: BHP Group Limited	26 Sep 2017	K	1,270.78
BHP US 55C FRANKED @30%	BHP: BHP Group Limited	27 Mar 2018	K	1,694.05
BLD 6C FRANKED@30%; NIL CFI; DRP SUSPENDED	BLD: Boral Limited.	03 Oct 2017	K	350.40
BLD 6.25C FRANKED@30%; NIL CFI; DRP SUSPENDED	BLD: Boral Limited.	09 Mar 2018	K	365.00
CBA 230C FRANKED @ 30%; DRP	CBA: Commonwealth Bank Of Australia.	29 Sep 2017	K	1,690.50
CBA 200C FRANKED@30%; DRP NIL DISCOUNT	CBA: Commonwealth Bank Of Australia.	28 Mar 2018	K	1,470.00
NAB Dividend	NAB: National Australia Bank Limited	05 Jul 2017	K	2,296.80
NAB 99C FR@ 30%; DRP; BSP NIL DISCOUNT	NAB: National Australia Bank Limited	13 Dec 2017	K	2,296.80
PTM 15C FRANKED @ 30%; DRP SUSPENDED	PTM: Platinum Asset Management Limited	22 Sep 2017	K	648.90
PTM 16C FRANKED @ 30%; DRP SUSPENDED	PTM: Platinum Asset Management Limited	19 Mar 2018	K	692.16
RHC 57.5C FRANKED @ 30%	RHC: Ramsay Health Care Limited	29 Mar 2018	K	437.00
SOL 32C FRANKED @ 30%	SOL: Washington H Soul Pattinson & Company Limited	11 Dec 2017	K	640.00
SOL 23C FRANKED @ 30%	SOL: Washington H Soul Pattinson & Company Limited	10 May 2018	K	460.00
TLS 15.5C FRANKED @ 30% D.R.P. SUSPENDED	TLS: Telstra Corporation Limited.	28 Sep 2017	K	775.00
TLS 11C FRANKED@30%; 3.5C SPECIAL; DRP	TLS: Telstra Corporation Limited.	29 Mar 2018	K	550.00
WBC Dividend	WBC: Westpac Banking Corporation	04 Jul 2017	K	2,253.18
WBC 94C FRANKED@30%; DRP NIL DISCOUNT	WBC: Westpac Banking Corporation	22 Dec 2017	K	2,253.18
WES 120C FRANKED@30%; DRP NIL DISCOUNT	WES: Wesfarmers Limited	28 Sep 2017	K	1,639.20
WES 103C FRANKED@30%; DRP NIL DISCOUNT	WES: Wesfarmers Limited	05 Apr 2018	K	1,406.98
WLE 2.5C FRANKED@30%; DRP NIL DISCOUNT	WLE: Wam Leaders Limited	27 Apr 2018	K	1,131.25
WOW 50C FRANKED @ 30%; DRP	WOW: Woolworths Group Limited	06 Oct 2017	K	500.00
WOW 43C FRANKED @ 30%; DRP	WOW: Woolworths Group Limited	06 Apr 2018	K	430.00
WPL US 49C FRANKED@30%; DRP SUSPENDED	WPL: Woodside Petroleum Ltd	21 Sep 2017	K	1,053.23
WPL US 49C FRANKED@30%; DRP SUSPENDED	WPL: Woodside Petroleum Ltd	22 Mar 2018	K	1,064.40
<i>Less Rounding</i>			K	(0.61)
<b>Total Franked Dividend Amount</b>			<b>K</b>	<b>31,987.00</b>
<b>Dividend Franking Credit</b>				
ANZ Dividend	ANZ: Australia And New Zealand Banking Group Limited	03 Jul 2017	L	617.14
ANZ 80C FRANKED @ 30%; DRP & BSP NIL DISC	ANZ: Australia And New Zealand Banking Group Limited	18 Dec 2017	L	617.14
ASX 99.8C FRANKED @ 30%; DRP SUSPENDED	ASX: ASX Limited	27 Sep 2017	L	359.28

**The Armstrong Superannuation Fund**  
**Statement of Taxable Income**  
**For the Period from 1 July 2017 to 30 June 2018**

Description	Investment Reference	Date	Tax Return Ref.	Amount
ASX 107.2C FRANKED @ 30%; DRP SUSPENDED	ASX: ASX Limited	28 Mar 2018	L	385.92
BHP US 43C FRANKED @30%	BHP: BHP Group Limited	26 Sep 2017	L	544.62
BHP US 55C FRANKED @30%	BHP: BHP Group Limited	27 Mar 2018	L	726.02
BLD 6C FRANKED@30%; NIL CFI; DRP SUSPENDED	BLD: Boral Limited.	03 Oct 2017	L	150.17
BLD 6.25C FRANKED@30%; NIL CFI; DRP SUSPENDED	BLD: Boral Limited.	09 Mar 2018	L	156.43
CBA 230C FRANKED @ 30%; DRP	CBA: Commonwealth Bank Of Australia.	29 Sep 2017	L	724.50
CBA 200C FRANKED@30%; DRP NIL DISCOUNT	CBA: Commonwealth Bank Of Australia.	28 Mar 2018	L	630.00
NAB Dividend	NAB: National Australia Bank Limited	05 Jul 2017	L	984.34
NAB 99C FR@ 30%; DRP; BSP NIL DISCOUNT	NAB: National Australia Bank Limited	13 Dec 2017	L	984.34
PTM 15C FRANKED @ 30%; DRP SUSPENDED	PTM: Platinum Asset Management Limited	22 Sep 2017	L	278.10
PTM 16C FRANKED @ 30%; DRP SUSPENDED	PTM: Platinum Asset Management Limited	19 Mar 2018	L	296.64
RHC 57.5C FRANKED @ 30%	RHC: Ramsay Health Care Limited	29 Mar 2018	L	187.29
SOL 32C FRANKED @ 30%	SOL: Washington H Soul Pattinson & Company Limited	11 Dec 2017	L	274.29
SOL 23C FRANKED @ 30%	SOL: Washington H Soul Pattinson & Company Limited	10 May 2018	L	197.14
TLS 15.5C FRANKED @ 30% D.R.P. SUSPENDED	TLS: Telstra Corporation Limited.	28 Sep 2017	L	332.14
TLS 11C FRANKED@30%; 3.5C SPECIAL; DRP	TLS: Telstra Corporation Limited.	29 Mar 2018	L	235.71
WBC Dividend	WBC: Westpac Banking Corporation	04 Jul 2017	L	965.65
WBC 94C FRANKED@30%; DRP NIL DISCOUNT	WBC: Westpac Banking Corporation	22 Dec 2017	L	965.65
WES 120C FRANKED@30%; DRP NIL DISCOUNT	WES: Wesfarmers Limited	28 Sep 2017	L	702.51
WES 103C FRANKED@30%; DRP NIL DISCOUNT	WES: Wesfarmers Limited	05 Apr 2018	L	602.99
WLE 2.5C FRANKED@30%; DRP NIL DISCOUNT	WLE: Wam Leaders Limited	27 Apr 2018	L	484.82
WOW 50C FRANKED @ 30%; DRP	WOW: Woolworths Group Limited	06 Oct 2017	L	214.29
WOW 43C FRANKED @ 30%; DRP	WOW: Woolworths Group Limited	06 Apr 2018	L	184.29
WPL US 49C FRANKED@30%; DRP SUSPENDED	WPL: Woodside Petroleum Ltd	21 Sep 2017	L	451.38
WPL US 49C FRANKED@30%; DRP SUSPENDED	WPL: Woodside Petroleum Ltd	22 Mar 2018	L	456.17
<i>Less Rounding</i>			L	(0.96)
<b>Total Dividend Franking Credit</b>			<b>L</b>	<b>13,708.00</b>
<b>Gross Trust Distributions</b>				
Distribution - Tax Statement	LLC: Lendlease Group - Fully Paid Ordinary/Units Stapled Securities	01 Sep 2017	M	(20.08)
LLC UNFRANKED; 28.419521C CFI; DRP NIL DISC	LLC: Lendlease Group - Fully Paid Ordinary/Units Stapled Securities	01 Sep 2017	M	557.02
Distribution - Tax Statement	LLC: Lendlease Group - Fully Paid Ordinary/Units Stapled Securities	27 Feb 2018	M	(24.02)
LLC UNFRANKED; 29.43223C CFI; DRP NIL DISC	LLC: Lendlease Group - Fully Paid Ordinary/Units Stapled Securities	27 Feb 2018	M	666.40
MGG DRP	MGG: Magellan Global Trust - Ordinary Units Fully Paid	28 Dec 2017	M	600.00
MGG DRP	MGG: Magellan Global Trust - Ordinary Units Fully Paid	28 Jun 2018	M	649.80
Distribution - Tax Statement	MGG: Magellan Global Trust - Ordinary Units Fully Paid	30 Jun 2018	M	(407.24)
Distribution - Tax Statement	MGG: Magellan Global Trust - Ordinary Units Fully Paid	30 Jun 2018	M	(376.03)
MICH DRP	MICH: Magellan Infrastructure Fund (Currency Hedged)(Managed Fund) - Trading Managed Fund Units Fully Paid	28 Dec 2017	M	260.00
Investment Income	MICH: Magellan Infrastructure Fund (Currency Hedged)(Managed Fund) - Trading Managed Fund Units Fully Paid	29 Jun 2018	M	500.00
Distribution - Tax Statement	MICH: Magellan Infrastructure Fund (Currency Hedged)(Managed Fund) - Trading Managed Fund Units Fully Paid	30 Jun 2018	M	(380.05)



**The Armstrong Superannuation Fund**  
**Statement of Taxable Income**  
**For the Period from 1 July 2017 to 30 June 2018**

Description	Investment Reference	Date	Tax Return Ref.	Amount
Distribution - Tax Statement	MICH: Magellan Infrastructure Fund (Currency Hedged)(Managed Fund) - Trading Managed Fund Units Fully Paid	30 Jun 2018	M	(197.62)
<i>Less Rounding</i>			M	(0.18)
<b>Total Gross Trust Distributions</b>			<b>M</b>	<b>1,828.00</b>
<b>Total Assessable Employer Contributions</b>			<b>R1</b>	<b>0.00</b>
<b>Total Assessable Personal Contributions</b>			<b>R2</b>	<b>0.00</b>
<b>Total No-TFN quoted contributions</b>			<b>R3</b>	<b>0.00</b>
<b>Total Transfer of Liability to life insurance company or PST</b>			<b>R6</b>	<b>0.00</b>
<b>Total Assessable Contributions</b>			<b>R</b>	<b>0.00</b>
<b>Other Income</b>				
Rebate Adviser Comm		04 Jul 2017	S	34.65
Rebate Adviser Comm		02 Aug 2017	S	36.33
Rebate Adviser Comm		04 Sep 2017	S	35.95
Rebate Adviser Comm		03 Oct 2017	S	34.59
Rebate Adviser Comm		02 Nov 2017	S	36.80
Rebate Adviser Comm		04 Dec 2017	S	32.84
Rebate Adviser Comm		03 Jan 2018	S	32.57
Rebate Adviser Comm		02 Feb 2018	S	32.70
Rebate Adviser Comm		02 Mar 2018	S	19.35
Rebate Adviser Comm		04 Apr 2018	S	13.05
Rebate Adviser Comm		02 May 2018	S	13.61
Rebate Adviser Comm		04 Jun 2018	S	13.77
<i>Less Rounding</i>			S	(0.21)
<b>Total Other Income</b>			<b>S</b>	<b>336.00</b>
<b>Total Assessable Income Due to Changed Tax Status of Fund</b>			<b>T</b>	<b>0.00</b>
<b>Total Net Non-arm's Length Income</b>			<b>U</b>	<b>0.00</b>
<b>Exempt Current Pension Income</b>				
Exempt Current Pension Income	Dividend Franking Credit	30 Jun 2018	Y	(13,386.00)
Exempt Current Pension Income	Franked Dividend Amount	30 Jun 2018	Y	(31,235.00)
Exempt Current Pension Income	Gross Interest	30 Jun 2018	Y	(1,639.00)
Exempt Current Pension Income	Gross Trust Distributions	30 Jun 2018	Y	(1,779.00)
Exempt Current Pension Income	Net Foreign Income	30 Jun 2018	Y	(2,228.00)
Exempt Current Pension Income	Other Income	30 Jun 2018	Y	(326.00)
Exempt Current Pension Income	Unfranked Dividend Amount	30 Jun 2018	Y	(703.00)
<b>Total Exempt Current Pension Income</b>			<b>Y</b>	<b>(51,296.00)</b>
<b>Total Assessable Income</b>				<b>1,211.00</b>
<b>Deductions</b>			<b>Section C</b>	
<b>Total Interest Expenses within Australia</b>			<b>A</b>	<b>0.00</b>
<b>Total Interest Expenses Overseas</b>			<b>B</b>	<b>0.00</b>
<b>Total Capital Works Deductions</b>			<b>D</b>	<b>0.00</b>
<b>Total Deduction for Decline in Value of Depreciating Assets</b>			<b>E</b>	<b>0.00</b>

**The Armstrong Superannuation Fund**  
**Statement of Taxable Income**  
**For the Period from 1 July 2017 to 30 June 2018**

Description	Investment Reference	Date	Tax Return Ref.	Amount
<b>Total Death or Disability Premiums</b>			<b>F</b>	<b>0.00</b>
<b>Total Death Benefit Increase</b>			<b>G</b>	<b>0.00</b>
<b>Total Approved Auditor Fee</b>			<b>H</b>	<b>0.00</b>
<b>Total Investment Expenses</b>			<b>I</b>	<b>0.00</b>
<b>Total Management and Administration Expenses</b>			<b>J</b>	<b>0.00</b>
<b>Total Forestry Managed Investment Scheme Deduction</b>			<b>U</b>	<b>0.00</b>
<b>Other Deductions</b>				
ATO		22 Nov 2017	L	259.00
<b>Total Other Deductions</b>			<b>L</b>	<b>259.00</b>
<b>Tax Losses Deducted</b>				
Tax Losses Brought Forward		30 Jun 2018	M	0.00
Less Net Exempt Income		30 Jun 2018	M	0.00
<b>Total Tax Losses Deducted</b>			<b>M</b>	<b>0.00</b>
<b>Total Deductions</b>				<b>259.00</b>
<b>Taxable Income or Loss</b>		(V - N)	<b>O</b>	<b>952.00</b>

**Income Tax Calculation Statement**

**Section D**

**Gross Tax**

Gross Tax @ 15% for Concessional Income		30 Jun 2018	T1	142.80
Gross Tax @ 45% for Net Non-Arm's Length Income		30 Jun 2018	T1	0.00
No-TFN Quoted Contributions @ 32%		30 Jun 2018	J	0.00
<b>Total Gross Tax</b>				<b>142.80</b>

**Credit: Foreign Tax Income Offset**

Distribution - Tax Statement	LLC: Lendlease Group - Fully Paid Ordinary/Units Stapled Securities	01 Sep 2017	C1	0.77
Distribution - Tax Statement	LLC: Lendlease Group - Fully Paid Ordinary/Units Stapled Securities	27 Feb 2018	C1	0.92
Distribution - Tax Statement	MGG: Magellan Global Trust - Ordinary Units Fully Paid	30 Jun 2018	C1	21.66
Distribution - Tax Statement	MGG: Magellan Global Trust - Ordinary Units Fully Paid	30 Jun 2018	C1	20.00
Distribution - Tax Statement	MICH: Magellan Infrastructure Fund (Currency Hedged)(Managed Fund) - Trading Managed Fund Units Fully Paid	30 Jun 2018	C1	52.39
Distribution - Tax Statement	MICH: Magellan Infrastructure Fund (Currency Hedged)(Managed Fund) - Trading Managed Fund Units Fully Paid	30 Jun 2018	C1	27.25
Excessive Foreign Tax Credit Written Off		30 Jun 2018	C1	(122.96)
<b>Total Credit: Foreign Tax Income Offset</b>			<b>C1</b>	<b>0.03</b>
<b>Total Credit: Rebates and Tax Offset</b>			<b>C2</b>	<b>0.00</b>
<b>Rebates and Offsets</b>			<b>C</b>	<b>0.03</b>
<b>SUBTOTAL</b>				<b>142.77</b>

**Credit: Refundable Franking Credits**

**The Armstrong Superannuation Fund**  
**Statement of Taxable Income**  
**For the Period from 1 July 2017 to 30 June 2018**

Description	Investment Reference	Date	Tax Return Ref.	Amount
ANZ Dividend	ANZ: Australia And New Zealand Banking Group Limited	03 Jul 2017	E1	617.14
ANZ 80C FRANKED @ 30%; DRP & BSP NIL DISC	ANZ: Australia And New Zealand Banking Group Limited	18 Dec 2017	E1	617.14
ASX 99.8C FRANKED @ 30%; DRP SUSPENDED	ASX: ASX Limited	27 Sep 2017	E1	359.28
ASX 107.2C FRANKED @ 30%; DRP SUSPENDED	ASX: ASX Limited	28 Mar 2018	E1	385.92
BHP US 43C FRANKED @30%	BHP: BHP Group Limited	26 Sep 2017	E1	544.62
BHP US 55C FRANKED @30%	BHP: BHP Group Limited	27 Mar 2018	E1	726.02
BLD 6C FRANKED@30%; NIL CFI; DRP SUSPENDED	BLD: Boral Limited.	03 Oct 2017	E1	150.17
BLD 6.25C FRANKED@30%; NIL CFI; DRP SUSPENDED	BLD: Boral Limited.	09 Mar 2018	E1	156.43
CBA 230C FRANKED @ 30%; DRP	CBA: Commonwealth Bank Of Australia.	29 Sep 2017	E1	724.50
CBA 200C FRANKED@30%; DRP NIL DISCOUNT	CBA: Commonwealth Bank Of Australia.	28 Mar 2018	E1	630.00
Distribution - Tax Statement	MICH: Magellan Infrastructure Fund (Currency Hedged)(Managed Fund) - Trading Managed Fund Units Fully Paid	30 Jun 2018	E1	4.84
Distribution - Tax Statement	MICH: Magellan Infrastructure Fund (Currency Hedged)(Managed Fund) - Trading Managed Fund Units Fully Paid	30 Jun 2018	E1	2.51
NAB Dividend	NAB: National Australia Bank Limited	05 Jul 2017	E1	984.34
NAB 99C FR@ 30%; DRP; BSP NIL DISCOUNT	NAB: National Australia Bank Limited	13 Dec 2017	E1	984.34
PTM 15C FRANKED @ 30%; DRP SUSPENDED	PTM: Platinum Asset Management Limited	22 Sep 2017	E1	278.10
PTM 16C FRANKED @ 30%; DRP SUSPENDED	PTM: Platinum Asset Management Limited	19 Mar 2018	E1	296.64
RHC 57.5C FRANKED @ 30%	RHC: Ramsay Health Care Limited	29 Mar 2018	E1	187.29
SOL 32C FRANKED @ 30%	SOL: Washington H Soul Pattinson & Company Limited	11 Dec 2017	E1	274.29
SOL 23C FRANKED @ 30%	SOL: Washington H Soul Pattinson & Company Limited	10 May 2018	E1	197.14
TLS 15.5C FRANKED @ 30% D.R.P. SUSPENDED	TLS: Telstra Corporation Limited.	28 Sep 2017	E1	332.14
TLS 11C FRANKED@30%; 3.5C SPECIAL; DRP	TLS: Telstra Corporation Limited.	29 Mar 2018	E1	235.71
WBC Dividend	WBC: Westpac Banking Corporation	04 Jul 2017	E1	965.65
WBC 94C FRANKED@30%; DRP NIL DISCOUNT	WBC: Westpac Banking Corporation	22 Dec 2017	E1	965.65
WES 120C FRANKED@30%; DRP NIL DISCOUNT	WES: Wesfarmers Limited	28 Sep 2017	E1	702.51
WES 103C FRANKED@30%; DRP NIL DISCOUNT	WES: Wesfarmers Limited	05 Apr 2018	E1	602.99
WLE 2.5C FRANKED@30%; DRP NIL DISCOUNT	WLE: Wam Leaders Limited	27 Apr 2018	E1	484.82
WOW 50C FRANKED @ 30%; DRP	WOW: Woolworths Group Limited	06 Oct 2017	E1	214.29
WOW 43C FRANKED @ 30%; DRP	WOW: Woolworths Group Limited	06 Apr 2018	E1	184.29
WPL US 49C FRANKED@30%; DRP SUSPENDED	WPL: Woodside Petroleum Ltd	21 Sep 2017	E1	451.38
WPL US 49C FRANKED@30%; DRP SUSPENDED	WPL: Woodside Petroleum Ltd	22 Mar 2018	E1	456.17
<b>Total Credit: Refundable Franking Credits</b>			<b>E1</b>	<b>13,716.31</b>
<b>Total Credit: No-TFN Tax Offset</b>			<b>E2</b>	<b>0.00</b>
<b>Total Credit: Refundable National Rental Affordability Scheme Tax Offset</b>			<b>E3</b>	<b>0.00</b>
<b>Total Credit: Interest on Early Payments</b>			<b>H1</b>	<b>0.00</b>
<b>Total Credit: Foreign Resident Withholding</b>			<b>H2</b>	<b>0.00</b>
<b>Credit: ABN/TFN Not Quoted (Non-Individual)</b>				
BLD 6C FRANKED@30%; NIL CFI; DRP SUSPENDED	BLD: Boral Limited.	03 Oct 2017	H3	164.00
<b>Total Credit: ABN/TFN Not Quoted (Non-Individual)</b>			<b>H3</b>	<b>164.00</b>
<b>Total Credit: Interest on No-TFN Tax Offset</b>			<b>H6</b>	<b>0.00</b>

**The Armstrong Superannuation Fund**  
**Statement of Taxable Income**  
**For the Period from 1 July 2017 to 30 June 2018**

Description	Investment Reference	Date	Tax Return Ref.	Amount
<b>Total Eligible Credits</b>			■	164.00
<b>Net Tax Payable</b>			■	(13,737.54)
<b>Total PAYG Instalments Raised</b>			K	0.00
<b>Total Supervisory Levy</b>			L	259.00
<b>Total Supervisory Levy Adjustment for Wound Up Funds</b>			M	0.00
<b>Total Supervisory Levy Adjustment for New Funds</b>			N	0.00
<b>Total Amount Due / (Refundable)</b>			■	(13,478.54)

---

**The Armstrong Superannuation Fund  
Foreign Income and Expenses Worksheet  
For the period 1 July 2017 to 30 June 2018**

---

Date	Description	Code	Market	Foreign Amount			Xrate	RBA Rate	Variance	AUD Amount		
				Gross	WHT	Net				Gross	WHT	Net

---

Currency:

---

## The Armstrong Superannuation Fund

### Tax Accounting Reconciliation

For the period 1 July 2017 to 30 June 2018

---

<b>Operating Statement Profit vs. Provision for Income Tax</b>		<b>2018</b>
		<b>\$</b>
<b>Benefits Accrued as a Result of Operations before Income Tax</b>		<b>158,667.29</b>
<b><u>ADD:</u></b>		
Pensions Paid		67,000.00
Realised Capital Losses		11,779.85
<b><u>LESS:</u></b>		
Increase in Market Value		54,894.83
Pension Exempt Income		51,296.00
Distributed Capital Gains		32.60
Non-Taxable Contributions		129,892.60
Non-Taxable Income		375.64
Rounding		3.47
<b>Taxable Income or Loss</b>		<b>952.00</b>
	<b>Income Amount</b>	<b>Tax Amount</b>
Gross Tax @ 15% for Concessional Income	952.00	142.80
Gross Tax @ 45% for Net Non-Arm's Length Income	0.00	0.00
No-TFN Quoted Contributions @ 32%	0.00	0.00
Change in Carried Forward Losses	0.00	0.00
<b>Provision for Income Tax</b>		<b>142.80</b>

---

### Provision for Income Tax vs. Income Tax Expense

<b>Provision for Income Tax</b>	<b>142.80</b>
<b><u>ADD:</u></b>	
Excessive Foreign Tax Credit Writeoff	122.96
<b>Income Tax Expense</b>	<b>265.76</b>

---

### Provision for Income Tax vs. Income Tax Payable

<b>Provision for Income Tax</b>	<b>142.80</b>
<b><u>ADD:</u></b>	
Excessive Foreign Tax Credit Writeoff	122.96
<b><u>LESS:</u></b>	
Withholding Credits	164.00
Franking Credits	13,716.31
Foreign Tax Credits	122.99
<b>Income Tax Payable (Receivable)</b>	<b>(13,737.54)</b>