
Financial statements and reports for the year ended
30 June 2018

E A O'Donovan Super Fund

Prepared for: O'Donovan Super Pty Ltd

E A O'Donovan Super Fund
Reports Index

Statement of Financial Position

Operating Statement

Notes to the Financial Statements

Trustees Declaration

Members Statement

Contributions Breakdown

E A O'Donovan Super Fund
Statement of Financial Position

As at 30 June 2018

	Note	2018 \$	2017 \$
Assets			
Investments			
Fixed Interest Securities (Australian) - Unitised	2	900,000.00	702,792.32
Real Estate Properties (Australian - Non Residential)	3	368,000.00	368,000.00
Shares in Listed Companies (Australian)	4	631,555.15	615,765.05
Total Investments		<u>1,899,555.15</u>	<u>1,686,557.37</u>
Other Assets			
NAB Banking Classic Account		34,197.44	24,408.62
Westpac DIY Super Working Account (13-3362)		14,989.43	2,488.36
Westpac DIY Savings Account (13-3370)		448,403.35	534,614.01
ANZ Etrade Cash Investment A 95957		19,862.05	19,842.25
Income Tax Refundable		486.17	0.00
Deferred Tax Asset		4,540.49	0.00
Total Other Assets		<u>522,478.93</u>	<u>581,353.24</u>
Total Assets		<u>2,422,034.08</u>	<u>2,267,910.61</u>
Less:			
Liabilities			
GST Payable		4,305.69	4,305.53
Income Tax Payable		0.00	4,066.48
Sundry Creditors		315.00	315.00
Deferred Tax Liability		0.00	3,994.86
Total Liabilities		<u>4,620.69</u>	<u>12,681.87</u>
Net assets available to pay benefits		<u>2,417,413.39</u>	<u>2,255,228.74</u>
Represented by:			
Liability for accrued benefits allocated to members' accounts	5, 6		
O'Donovan, Edmond - Accumulation		1,188,141.46	1,108,102.36
O'Donovan, Ann - Accumulation		1,229,271.93	1,147,126.38
Total Liability for accrued benefits allocated to members' accounts		<u>2,417,413.39</u>	<u>2,255,228.74</u>

E A O'Donovan Super Fund
Operating Statement

For the year ended 30 June 2018

	Note	2018 \$	2017 \$
Income			
Investment Income			
Dividends Received	8	27,341.24	25,597.95
Interest Received		35,367.51	41,631.52
Property Income	9	42,981.84	42,981.84
Investment Gains			
Changes in Market Values	10	14,646.54	53,415.59
Contribution Income			
Personal Concessional		50,000.00	70,000.00
Total Income		<u>170,337.13</u>	<u>233,626.90</u>
Expenses			
Accountancy Fees		1,749.00	1,675.85
Administration Costs		48.00	377.00
ATO Supervisory Levy		259.00	259.00
Auditor's Remuneration		275.00	385.00
Total Expenses		<u>2,331.00</u>	<u>2,696.85</u>
Benefits accrued as a result of operations before income tax			
		<u>168,006.13</u>	<u>230,930.05</u>
Income Tax Expense	11	5,821.48	24,373.04
Benefits accrued as a result of operations		<u>162,184.65</u>	<u>206,557.01</u>

Notes to the Financial Statements

For the year ended 30 June 2018

Note 1: Summary of Significant Accounting Policies

The trustees have prepared the financial statements on the basis that the superannuation fund is a non-reporting entity because there are no users dependent on general purpose financial statements. The financial statements are therefore special purpose financial statements that have been prepared in order to meet the requirements of the Superannuation Industry (Supervision) Act 1993 and associated Regulations, the trust deed of the fund and the needs of members.

The financial statements have been prepared on a cash basis and are based on historical costs, except for investments which have been measured at market value.

The following significant accounting policies, which are consistent with the policies applied in the previous period unless otherwise stated, have been adopted in the preparation of the financial statements.

The financial statements were authorised for issue by the Director(s).

a. Measurement of Investments

The fund initially recognises:

- (i) an investment when it controls the future economic benefits expected to flow from the asset. For financial assets, the trade date is considered to be the date on which control of the future economic benefits attributable to the asset passes to the fund; and
- (ii) a financial liability on the date it becomes a party to the contractual provisions of the instrument.

Investments of the fund have been measured at market value, which refers to the amount that a willing buyer could reasonably be expected to pay to acquire the asset from a willing seller if the following assumptions were made:

- that the buyer and the seller deal with each other at arm's length in relation to the sale;
- that the sale occurred after proper marketing of the asset; and
- that the buyer and the seller acted knowledgeably and prudentially in relation to the sale.

Market value has been determined as follows:

- (i) shares and other securities listed on the Australian Securities Exchange by reference to the relevant market quotations at the end of the reporting period;
- (ii) units in managed funds by reference to the unit redemption price at the end of the reporting period;
- (iii) fixed-interest securities by reference to the redemption price at the end of the reporting period;
- (iv) unlisted investments are stated at trustees' assessment based on estimated market value at balance date or where necessary, an external valuer's opinion; and
- (v) investment properties at the trustees' assessment of the market value or where necessary a qualified independent valuer's opinion at the end of reporting period.

Financial liabilities, such as trade creditors and other payables, are measured at the gross value of the outstanding balance at the end of the reporting period. The trustees have determined that the gross values of the fund's financial liabilities is equivalent to their market values. Any remeasurement changes in the gross values of non-current financial liabilities (including liabilities for members' accrued benefits) are recognised in the operating statement in the periods in which they occur.

b. Cash and Cash Equivalents

Cash and cash equivalents include cash on hand and at call, deposits with banks and short-term, highly liquid investments that are readily convertible to cash and subject to an insignificant risk of change in value.

c. Revenue

Revenue is recognised at the fair value of the consideration received or receivable.

Interest revenue

Interest revenue is recognised in respect of fixed-interest securities, and cash and cash equivalent balances. Interest revenue is recognised upon receipt.

Notes to the Financial Statements

For the year ended 30 June 2018

Dividend revenue

Dividend revenue is recognised when the dividend has been paid or, in the case of dividend reinvestment schemes, when the dividend is credited to the benefit of the fund.

Rental revenue

Rental revenue arising from operating leases on investment properties is recognised upon receipt.

Distribution revenue

Distributions from unit trusts and managed funds are recognised as at the date the unit value is quoted ex-distribution and if not received at the end of the reporting period, are reflected in the statement of financial position as a receivable at market value.

Remeasurement changes in market values

Remeasurement changes in the market values of assets are recognised as income and determined as the difference between the market value at year-end or consideration received (if sold during the year) and the market value as at the prior year-end or cost (if acquired during the period).

d. Liability for Accrued Benefits

The liability for accrued benefits represents the fund's present obligation to pay benefits to members and beneficiaries, and has been calculated as the difference between the carrying amount of the assets and the carrying amount of the other payables and income tax liabilities as at the end of the reporting period.

e. Income Tax

The income tax expense (income) for the year comprises current income tax expense (income) and deferred tax expense (income).

Current tax expense charged to profit or loss is the tax payable on taxable income. Current tax liabilities (assets) are therefore measured at the amounts expected to be paid to (recovered from) the relevant taxation authority.

Deferred income tax expense reflects movements in deferred tax liability balances during the year as well as unused tax losses.

No deferred income tax is recognised from the initial recognition of an asset or liability where there is no effect on accounting or taxable profit or loss.

Deferred tax assets and liabilities are calculated at the tax rates that are expected to apply to the period when the asset is realised or the liability is settled, and their measurement also reflects the manner in which the trustees expect to recover or settle the carrying amount of the related asset or liability.

Deferred tax assets relating to temporary differences and unused tax losses are recognised only to the extent that it is probable that future taxable profit will be available against which the benefits of the deferred tax asset can be utilised.

f. Goods and Services Tax (GST)

Revenues, expenses and assets are recognised net of the amount of GST, except where the amount of GST incurred is not recoverable from the Australian Taxation Office (ATO).

The net amount of GST recoverable from, or payable to, the ATO is included with other receivables or other payables in the statement of financial position.

g. Critical Accounting Estimates and Judgements

The preparation of financial statements requires the trustees to make judgements, estimates and assumptions that affect the application of accounting policies and the reported amounts of assets and liabilities, income and expenses. Actual results may differ from these estimates.

E A O'Donovan Super Fund

Notes to the Financial Statements

For the year ended 30 June 2018

Estimates and underlying assumptions are reviewed on an ongoing basis. Revisions to accounting estimates are recognised in the period in which the estimate is revised and in any future period affected.

Note 2: Fixed Interest Securities (Australian) - Unitised

	2018 \$	2017 \$
NAB Term Deposit (13-459-6313)	50,000.00	50,000.00
NAB Term Deposit (14-852-1777)	50,000.00	50,000.00
NAB Term Deposit (14-852-6877)	50,000.00	50,000.00
NAB Term Deposit (13-459-6380)	50,000.00	50,000.00
Westpac Term Deposit (18-8726)	50,000.00	0.00
Westpac Term Deposit (18-8750)	50,000.00	0.00
Westpac Term Deposit (18-8769)	50,000.00	0.00
Westpac Term Deposit (18-8785)	50,000.00	0.00
Westpac Term Deposit (18-8806)	50,000.00	0.00
Westpac Term Deposit (18-8822)	50,000.00	0.00
Westpac Term Deposit (13-3493)	0.00	51,396.16
Westpac Term Deposit (14-0554)	50,000.00	50,000.00
Westpac Term Deposit (14-0562)	50,000.00	50,000.00
Westpac Term Deposit (16-4150)	100,000.00	100,000.00
Westpac Term Deposit (16-4142)	100,000.00	100,000.00
Westpac Term Deposit (16-4134)	100,000.00	100,000.00
Westpac Term Deposit (13-3469)	0.00	51,396.16
	900,000.00	702,792.32

Note 3: Real Estate Properties (Australian - Non Residential)

	2018 \$	2017 \$
99/101 Wickham Tce, Spring Hill	368,000.00	368,000.00
	368,000.00	368,000.00

Note 4: Shares in Listed Companies (Australian)

	2018 \$	2017 \$
Australian Agricultural Company Limited. - Ordinary Fully Paid	21,136.50	31,117.63

E A O'Donovan Super Fund

Notes to the Financial Statements

For the year ended 30 June 2018

Australian Foundation Investment Company Limited - Ordinary Fully Paid	25,779.60	24,314.85
ANZ - Australia and New Zealand Banking Group Limited	64,161.28	65,251.84
Aurizon Holdings Limited	17,320.00	21,440.00
BHP Billiton Limited	83,995.07	57,664.56
Commonwealth Bank of Australia. - Ordinary Fully Paid	24,775.80	28,155.40
Coca-Cola Amatil Limited - Ordinary Fully Paid	16,054.00	16,106.35
Cimic Group Limited - Ordinary Fully Paid	16,539.30	15,186.44
CSL Limited	34,671.60	24,845.40
Csr Limited - Ordinary Fully Paid	47,873.70	44,118.90
Mirrabooka Investments Limited - Ordinary Fully Paid	48,336.61	48,516.30
NAB - National Australia Bank Limited	25,025.33	27,015.67
ORG - Origin Energy Limited	28,455.11	19,461.82
Orica Limited - Ordinary Fully Paid	14,998.75	17,474.60
Ramsay Health Care Limited	15,384.30	20,976.00
South32 Limited	5,151.47	3,824.36
Sonic Healthcare Limited - Ordinary Fully Paid	42,068.95	41,537.30
Telstra Corporation Limited.	28,117.84	44,702.80
Westpac Banking Corporation	23,000.50	23,950.35
Wesfarmers Limited	27,345.44	22,226.48
Woolworths Group Limited	21,364.00	17,878.00
	631,555.15	615,765.05

Note 5: Liability for Accrued Benefits

	2018 \$	2017 \$
Liability for accrued benefits at beginning of year	2,255,228.74	2,048,671.73
Benefits accrued as a result of operations	162,184.65	206,557.01
Current year member movements	0.00	0.00
Liability for accrued benefits at end of year	2,417,413.39	2,255,228.74

E A O'Donovan Super Fund

Notes to the Financial Statements

For the year ended 30 June 2018

Note 6: Vested Benefits

Vested benefits are benefits that are not conditional upon continued membership of the fund (or any factor other than resignation from the plan) and include benefits which members were entitled to receive had they terminated their fund membership as at the end of the reporting period.

	2018 \$	2017 \$
Vested Benefits	2,417,413.39	2,255,228.74

Note 7: Guaranteed Benefits

No guarantees have been made in respect of any part of the liability for accrued benefits.

Note 8: Dividends

	2018 \$	2017 \$
ANZ - Australia and New Zealand Banking Group Limited	3,635.20	3,635.20
Aurizon Holdings Limited	916.00	1,076.00
Australian Foundation Investment Company Limited - Ordinary Fully Paid	1,004.40	1,004.40
BHP Billiton Limited	3,059.95	1,775.96
CBA - Commonwealth Bank of Australia	1,462.00	0.00
CSL Limited	345.64	310.40
Cimic Group Limited - Ordinary Fully Paid	477.02	187.68
Coca-Cola Amatil Limited - Ordinary Fully Paid	820.15	802.70
Commonwealth Bank of Australia. - Ordinary Fully Paid	0.00	1,431.40
Csr Limited - Ordinary Fully Paid	2,763.95	2,607.50
Mirrabooka Investments Limited - Ordinary Fully Paid	2,515.67	2,695.36
NAB - National Australia Bank Limited	1,807.74	1,807.74
Orica Limited - Ordinary Fully Paid	435.18	418.28
Ramsay Health Care Limited	396.16	356.25
Sonic Healthcare Limited - Ordinary Fully Paid	1,337.70	1,286.25
South32 Limited - Ordinary Fully Paid	247.32	86.83
Telstra Corporation Limited.	2,754.94	3,074.28
Wesfarmers Limited	1,235.42	1,096.92
Westpac Banking Corporation	1,475.80	1,475.80
Woolworths Group Limited	651.00	469.00

E A O'Donovan Super Fund

Notes to the Financial Statements

For the year ended 30 June 2018

	27,341.24	25,597.95
Note 9: Rental Income		
	2018	2017
	\$	\$
99/101 Wickham Tce, Spring Hill	38,400.00	38,400.00
Carpark (99/101 Wickham Tce)	4,581.84	4,581.84
	<u>42,981.84</u>	<u>42,981.84</u>
Note 10: Unrealised Movements in Market Value		
	2018	2017
	\$	\$
Fixed Interest Securities (Australian) - Unitised		
Westpac Term Deposit (13-3469)	(50,000.00)	0.00
Westpac Term Deposit (13-3493)	(50,000.00)	0.00
	<u>(100,000.00)</u>	<u>0.00</u>
Shares in Listed Companies (Australian)		
ANZ - Australia and New Zealand Banking Group Limited	(1,090.56)	10,451.20
Aurizon Holdings Limited	(4,120.00)	1,418.00
Australian Agricultural Company Limited. - Ordinary Fully Paid	(9,981.13)	1,509.75
Australian Foundation Investment Company Limited - Ordinary Fully Paid	1,464.75	837.00
BHP Billiton Limited	26,330.51	10,973.94
CSL Limited	9,826.20	4,709.45
Cimic Group Limited - Ordinary Fully Paid	1,352.86	1,208.19
Coca-Cola Amatil Limited - Ordinary Fully Paid	(52.35)	1,745.00
Commonwealth Bank of Australia. - Ordinary Fully Paid	(3,379.60)	2,869.60
Csr Limited - Ordinary Fully Paid	3,754.80	6,153.70
Mirrabooka Investments Limited - Ordinary Fully Paid	(179.69)	(1,078.14)
NAB - National Australia Bank Limited	(1,990.34)	3,798.08
ORG - Origin Energy Limited	8,993.29	3,149.07

Notes to the Financial Statements

For the year ended 30 June 2018

Orica Limited - Ordinary Fully Paid	(2,475.85)	7,055.75
Ramsay Health Care Limited	(5,591.70)	981.10
Sonic Healthcare Limited - Ordinary Fully Paid	531.65	4,579.05
South32 Limited	1,327.11	1,626.78
Telstra Corporation Limited.	(17,728.52)	(12,709.36)
Wesfarmers Limited	5,118.96	11.08
Westpac Banking Corporation	(949.85)	871.35
Woolworths Group Limited	3,486.00	3,255.00
	14,646.54	53,415.59
Total Unrealised Movement	(85,353.46)	53,415.59
Realised Movements in Market Value		
	2018	2017
	\$	\$
Fixed Interest Securities (Australian) - Unitised		
Westpac Term Deposit (13-3469)	50,000.00	0.00
Westpac Term Deposit (13-3493)	50,000.00	0.00
	100,000.00	0.00
Total Realised Movement	100,000.00	0.00
Changes in Market Values	14,646.54	53,415.59
Note 11: Income Tax Expense		
The components of tax expense comprise	2018	2017
	\$	\$
Current Tax	14,356.83	19,031.48
Deferred Tax Liability/Asset	(8,535.35)	5,341.56
Income Tax Expense	5,821.48	24,373.04
The prima facie tax on benefits accrued before income tax is reconciled to the income tax as follows:		
Prima facie tax payable on benefits accrued before income tax at 15%	25,200.92	34,639.51

E A O'Donovan Super Fund

Notes to the Financial Statements

For the year ended 30 June 2018

Less:

Tax effect of:

Increase in MV of Investments	0.00	8,012.34
Realised Accounting Capital Gains	15,000.00	0.00
LIC Deductions	115.52	0.00

Add:

Tax effect of:

Decrease in MV of Investments	12,803.02	0.00
Franking Credits	1,505.52	1,340.36
Rounding	(0.34)	(0.33)
Income Tax on Taxable Income or Loss	24,393.60	27,967.20

Less credits:

Franking Credits	10,036.77	8,935.72
------------------	-----------	----------

Current Tax or Refund

14,356.83

19,031.48

Trustees Declaration

The directors of the trustee company have determined that the fund is not a reporting entity and that the special purpose financial statements should be prepared in accordance with the accounting policies described in Note 1 to the financial statements.

The directors of the trustee company declare that:

- (i) the financial statements and notes to the financial statements for the year ended 30 June 2018 present fairly, in all material respects, the financial position of the superannuation fund at 30 June 2018 and the results of its operations for the year ended on that date in accordance with the accounting policies described in Note 1 to the financial statements;
- (ii) the financial statements and notes to the financial statements have been prepared in accordance with the requirements of the trust deed; and
- (iii) the operation of the superannuation fund has been carried out in accordance with its trust deed and in compliance with the requirements of the Superannuation Industry (Supervision) Act 1993 and associated Regulations during the year ended 30 June 2018.


Specifically, the directors of the trustee company declare that:

- in accordance with s120 of the Superannuation Industry (Supervision) Act 1993, no individual trustee has been or is a disqualified person;
- the fund has satisfactory title to all assets, all assets are unencumbered and free from charge as prescribed by s50 of the Superannuation Industry (Supervision) Act 1993 and reg13.14 of the Superannuation Industry (Supervision) Act 1994; and
- to the knowledge of the directors of the trustee company, there have been no events or transactions subsequent to the balance date which could have a material impact on the fund. Where such events have occurred, the effect of such events has been accounted and noted in the fund's financial statements.

Signed in accordance with a resolution of the directors of the trustee company by:

X 

Edmond O'Donovan
O'Donovan Super Pty Ltd
Director

X 

Ann O'Donovan
O'Donovan Super Pty Ltd
Director

26 July 2018

Members Statement

Edmond O'Donovan
 99 Scanlan Road
 Mitchelton, Queensland, 4053, Australia

Your Details

Date of Birth : 20/04/1960
 Age: 58
 Tax File Number: Provided
 Date Joined Fund: 29/03/2010
 Service Period Start Date:
 Date Left Fund:
 Member Code: O'DEDM00001A
 Account Start Date 29/03/2010
 Account Phase: Accumulation Phase
 Account Description: Accumulation

Nominated Beneficiaries N/A
 Vested Benefits 1,188,141.46
 Total Death Benefit 1,188,141.46
 Current Salary 0.00
 Previous Salary 0.00
 Disability Benefit 0.00

Your Balance

Total Benefits 1,188,141.46

Preservation Components

Preserved 1,188,141.46

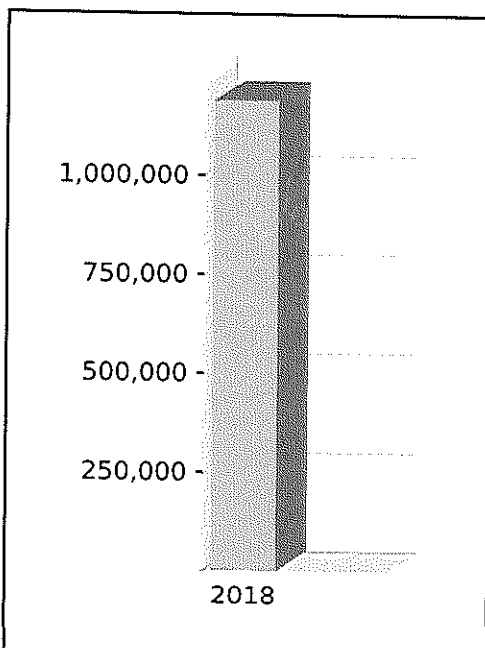
Unrestricted Non Preserved

Restricted Non Preserved

Tax Components

Tax Free 516,053.25

Taxable 672,088.21



Your Detailed Account Summary

	This Year
Opening balance at 01/07/2017	1,108,102.36
<u>Increases to Member account during the period</u>	
Employer Contributions	
Personal Contributions (Concessional)	25,000.00
Personal Contributions (Non Concessional)	
Government Co-Contributions	
Other Contributions	
Proceeds of Insurance Policies	
Transfers In	
Net Earnings	62,894.67
Internal Transfer In	
<u>Decreases to Member account during the period</u>	
Pensions Paid	
Contributions Tax	3,750.00
Income Tax	4,105.57
No TFN Excess Contributions Tax	
Excess Contributions Tax	
Refund Excess Contributions	
Division 293 Tax	
Insurance Policy Premiums Paid	
Management Fees	
Member Expenses	
Benefits Paid/Transfers Out	
Superannuation Surcharge Tax	
Internal Transfer Out	
Closing balance at 30/06/2018	1,188,141.46

Members Statement

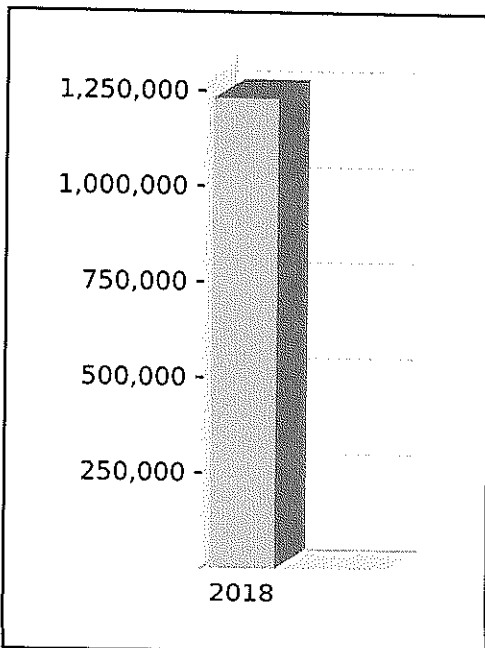
Ann O'Donovan
 99 Scanlan Road
 Mitchelton, Queensland, 4053, Australia

Your Details

Date of Birth :	08/02/1960	Nominated Beneficiaries	N/A
Age:	58	Vested Benefits	1,229,271.93
Tax File Number:	Provided	Total Death Benefit	1,229,271.93
Date Joined Fund:	29/03/2010	Current Salary	0.00
Service Period Start Date:		Previous Salary	0.00
Date Left Fund:		Disability Benefit	0.00
Member Code:	O'DANN00001A		
Account Start Date	29/03/2010		
Account Phase:	Accumulation Phase		
Account Description:	Accumulation		

Your Balance

Total Benefits	1,229,271.93
<u>Preservation Components</u>	
Preserved	1,229,271.93
Unrestricted Non Preserved	
Restricted Non Preserved	
<u>Tax Components</u>	
Tax Free	547,625.00
Taxable	681,646.93



Your Detailed Account Summary

	This Year
Opening balance at 01/07/2017	1,147,126.38
<u>Increases to Member account during the period</u>	
Employer Contributions	
Personal Contributions (Concessional)	25,000.00
Personal Contributions (Non Concessional)	
Government Co-Contributions	
Other Contributions	
Proceeds of Insurance Policies	
Transfers In	
Net Earnings	65,148.23
Internal Transfer In	
<u>Decreases to Member account during the period</u>	
Pensions Paid	
Contributions Tax	3,750.00
Income Tax	4,252.68
No TFN Excess Contributions Tax	
Excess Contributions Tax	
Refund Excess Contributions	
Division 293 Tax	
Insurance Policy Premiums Paid	
Management Fees	
Member Expenses	
Benefits Paid/Transfers Out	
Superannuation Surcharge Tax	
Internal Transfer Out	
Closing balance at 30/06/2018	1,229,271.93

E A O'Donovan Super Fund
Contributions Breakdown Report

For The Period 01 July 2017 - 30 June 2018

Summary

Member	D.O.B	Age (at 30/06/2017)	Total Super Balance (at 30/06/2017)*1	Concessional	Non-Concessional	Other	Reserves	Total
O'Donovan, Ann	08/02/1960	57	1,147,126.38	25,000.00	0.00	0.00	0.00	25,000.00
O'Donovan, Edmond	20/04/1960	57	1,108,102.36	25,000.00	0.00	0.00	0.00	25,000.00
All Members				50,000.00	0.00	0.00	0.00	50,000.00

*1 Total Super Balance is per individual across funds within a firm.

Contribution Caps

Member	Contribution Type	Contributions	Cap	Current Position
O'Donovan, Ann	Concessional	25,000.00	25,000.00	At Limit
	Non-Concessional	0.00	100,000.00	Below Cap
O'Donovan, Edmond	Concessional	25,000.00	25,000.00	At Limit
	Non-Concessional	0.00	100,000.00	Below Cap

NCC Bring Forward Caps

Member	Bring Forward Cap	2015	2016	2017	2018	Total	Current Position
O'Donovan, Ann	N/A	0.00	0.00	0.00	0.00	N/A	Bring Forward Not Triggered
O'Donovan, Edmond	N/A	0.00	0.00	0.00	0.00	N/A	Bring Forward Not Triggered

O'Donovan, Ann

Date	Transaction Description	Ledger Data				SuperStream Data		
		Concessional	Non-Concessional	Other	Reserves	Concessional	Non-Concessional	Other
05/06/2018	INTERNET TRANSFER							
	INTERNET TRANSFER TF to Superfund AOD	25,000.00						

25,000.00	0.00	0.00	0.00	0.00

25,000.00	0.00	0.00	0.00	0.00

Total - O'Donovan, Ann

O'Donovan, Edmond

Date	Transaction Description	Ledger Data				SuperStream Data							
		Concessional	Non-Concessional	Other	Reserves	Concessional	Employer	Concessional	Non-Concessional	Other			
18/06/2018	Remitter=Edmond O'Donovan Ref=Super Contribution	25,000.00											
Total - O'Donovan, Edmond		25,000.00	0.00	0.00	0.00							0.00	0.00

Total for all members

50,000.00	0.00	0.00	0.00	0.00