

## **ACCOUNTANTS SMSF AUDIT PACK**

**NAME OF FUND : Shadwell Superannuation Fund**

**CONTACT : Matthew Symons**

**PHONE : 95285863**

**EMAIL : matthew.s@4you.net.au**

### **AUDITOR**

Jeffrey Collins

phone (07) 3422 1054

**(Auditors Number: 100015852)**

**Please attach the following documents as appropriate noting that those highlighted are mandatory.**

- (1)A. Representation letter from trustees (Executed)
- (1)B Auditor Engagement Letter (Acknowledged)
- (2) Financial Statements
- (3) Trial Balance
- (4) General Ledger Detail
- (5) Transaction Listing
- (6) Bank Reconciliations (including copy of bank statements)
- (7) Share Portfolio Summary
- (8) Share Portfolio Transaction Listing and Summary
- (9) Tax Provision (draft tax return if available)
- (10) Dividend Slips
- (11) Share Mergers/Demergers/Takeovers etc
- (12) Annual Tax Statements for Trust Investments
  
- (14) Asset Valuations
- (15) Actuarial Certificates
- (16) Accumulation/Pension Phase changes
- (17)
- (18)
- (19)
- (20)
- (21) Notices of Intention to claim tax deduction
- (22) Tax Office confirmation as Regulated Fund
- (23) Investment Strategy
- (24) Copy of Trust Deed
- (25) Any Trust deed amendments during the year

I prepare these for you  
to have them signed.

### **TERMS OF TRADE**

14 days

### **TURNAROUND TIME**

14 days

**Shadwell Superannuation Fund**  
**Statement of Taxable Income**

For the year ended 30 June 2019

	2019
	\$
Benefits accrued as a result of operations	7,742.00
<b>Less</b>	
Increase in MV of investments	2,780.00
Realised Accounting Capital Gains	(843.00)
Accounting Trust Distributions	663.00
Tax Adjustment - Capital Works Expenditure (D1) *	✚ 3,283.00
	<u>5,883.00</u>
<b>Add</b>	
Other Non Deductible Expenses	3,111.00
Franking Credits	1,426.00
Taxable Trust Distributions	53.00
Distributed Foreign income	566.00
	<u>5,156.00</u>
SMSF Annual Return Rounding	(4.00)
<b>Taxable Income or Loss</b>	<u>10,294.00</u> / 7,011.00
Income Tax on Taxable Income or Loss	1,544.10 / 1,051.65
<b>Less</b>	
Franking Credits	1,425.78 ✓
<b>CURRENT TAX OR REFUND</b>	<u>118.32</u> / (374.13)
Supervisory Levy	259.00 ✓
Income Tax Instalments Paid	(591.00) ✓
<b>AMOUNT DUE OR REFUNDABLE</b>	<u>(# 213.68)</u> / (706.13)

Shadwell Superannuation Fund

**Trial Balance**

As at 30 June 2019

Last Year	Code	Account Name	Units	Debits \$	Credits \$
	<b>23800</b>	<b>Distributions Received</b>			
	23800/CETF.AX	Vaneck Vectors Chinaamc Csi 300 Etf			565.95
	23800/NDQ.AX	Betashares Nasdaq 100 Etf			18.64
	23800/VGE.AX	Vanguard Ftse Emerging Markets Shares Etf			78.32
	<b>23900</b>	<b>Dividends Received</b>			
(540.36)	23900/AEG.AX	Absolute Equity Performance Fund Limited			540.36
(494.19)	23900/DJRE.AX	Spdr Dow Jones Global Real Estate Fund			605.17
(386.19)	23900/GROW.AX	Schroder Real Return Fund (managed Fund)			504.91
(937.22)	23900/IFRA.AX	Vaneck Vectors Ftse Global Infrastructure (hedged) Etf			907.20
(2,217.30)	23900/QOZ.AX	Betashares Ftse Rafi Australia 200 Etf			3,337.39
(92.51)	23900/TECH.AX	Etf Morningstar Global Technology Etf			712.21
(388.87)	23900/VGS.AX	Vanguard Msci Index International Shares Etf			467.37
(355.17)	23900/WDIV.AX	Spdr S&p Global Dividend Fund			640.74
(5,004.37)	23900/ZYAU.AX	Etf S&p/asx 300 High Yield Plus Etf			3,282.31
	<b>24200</b>	<b>Contributions</b>			
(20,741.03)	24200/SHAPAU00001 A	(Contributions) Shadwell, Paul - Accumulation			18,175.50
(12,179.95)	24700	Changes in Market Values of Investments			1,937.09
	<b>25000</b>	<b>Interest Received</b>			
(339.98)	25000/MBL123335770	Cash Management #5770			281.70
(211.35)	25000/MBL964066765	Sentinel cash acct 962553681			171.35
	<b>26500</b>	<b>Other Investment Income</b>			
(152.60)	26500/00002	Other Income			
(44.98)	26500/MBL964066765	Sentinel cash acct 962553681			46.50
	<b>28000</b>	<b>Property Income</b>			
(19,427.06)	28000/1/28HARRISON	1/28 Harrison Street, Rockingham			19,792.80
3,800.00	30100	Accountancy Fees		1,910.00	
	30400	ATO Supervisory Levy		518.00	
	30700	Auditor's Remuneration		562.50	

Shadwell Superannuation Fund

**Trial Balance**

As at 30 June 2019

Last Year	Code	Account Name	Units	Debits \$	Credits \$
	48.00	30800	ASIC Fees	53.00	
	144.00	31500	Bank Charges	144.00	
		<b>33400</b>	<b>Depreciation</b>		
	1,433.00	33400/1/28HARRISON	1/28 Harrison Street, Rockingham	1,185.00	
	3,208.00	33400/1/28HARRISON 6	1/28 Qualifying Building Allowance	3,208.00	
	75.00	33400/1/28HARRISON 7	1/28 Qualifying Structural Improvements	75.00	
	190.24	33400/AIRCONDITION ER	Air Conditioner	152.19	
		33400/Carpet1	Carpet - Prestige Gold Foam	461.92	
		<b>37500</b>	<b>Investment Expenses</b>		
	550.08	37500/MBL964066765	Sentinel cash acct 962553681	550.08	
	78.00	38200	Fines		
		<b>39000</b>	<b>Life Insurance Premiums</b>		
		39000/SHALES00001A	(Life Insurance Premiums) Shadwell, Lesley - Accumulation	1,309.05	
	5,588.89	39000/SHAPAU00001 A	(Life Insurance Premiums) Shadwell, Paul - Accumulation	3,367.35	
		<b>41920</b>	<b>Property Expenses - Advertising</b>		
		41920/1/28HARRISON	1/28 Harrison Street, Rockingham	40.00	
		<b>41930</b>	<b>Property Expenses - Agents Management Fees</b>		
	2,102.36	41930/1/28HARRISON	1/28 Harrison Street, Rockingham	2,874.89	
		<b>41950</b>	<b>Property Expenses - Cleaning</b>		
		41950/1/28HARRISON	1/28 Harrison Street, Rockingham	154.00	
		<b>41960</b>	<b>Property Expenses - Council Rates</b>		
	1,856.29	41960/1/28HARRISON	1/28 Harrison Street, Rockingham	1,920.87	
		<b>41980</b>	<b>Property Expenses - Insurance Premium</b>		
	1,118.25	41980/1/28HARRISON	1/28 Harrison Street, Rockingham	1,194.50	
		<b>42010</b>	<b>Property Expenses - Interest on Loans</b>		
	19,531.87	42010/1/28HARRISON	1/28 Harrison Street, Rockingham	19,575.40	
		<b>42060</b>	<b>Property Expenses - Repairs Maintenance</b>		

Shadwell Superannuation Fund

**Trial Balance**

As at 30 June 2019

Last Year	Code	Account Name	Units	Debits	Credits
				\$	\$
1,102.50	42060/1/28HARRISON	1/28 Harrison Street, Rockingham		511.50	
	<b>42100</b>	<b>Property Expenses - Strata Levy Fees</b>			
	42100/1/28HARRISON	1/28 Harrison Street, Rockingham		150.00	
	<b>42150</b>	<b>Property Expenses - Water Rates</b>			
1,299.36	42150/1/28HARRISON	1/28 Harrison Street, Rockingham		1,295.20	
	<b>42170</b>	<b>Property Expenses - Borrowing Expenses</b>			
839.00	42170/1/28HARRISON	1/28 Harrison Street, Rockingham			
	<b>48100</b>	<b>Division 293 Tax</b>			
	48100/SHAPAU00001 A	(Division 293 Tax) Shadwell, Paul - Accumulation		3,111.15	
282.65	48500	Income Tax Expense			374.13
20,265.64	49000	Profit/Loss Allocation Account		8,116.04	
	<b>50010</b>	<b>Opening Balance</b>			
(26,675.60)	50010/SHALES00001A	(Opening Balance) Shadwell, Lesley - Accumulation			27,214.80
(331,614.16)	50010/SHAPAU00001 A	(Opening Balance) Shadwell, Paul - Accumulation			351,340.60
	<b>51900</b>	<b>Division 293 Tax</b>			
	51900/SHAPAU00001 A	(Division 293 Tax) Shadwell, Paul - Accumulation		3,111.15	
	<b>52420</b>	<b>Contributions</b>			
(20,741.03)	52420/SHAPAU00001 A	(Contributions) Shadwell, Paul - Accumulation			18,175.50
	<b>53100</b>	<b>Share of Profit/(Loss)</b>			
(478.45)	53100/SHALES00001A	(Share of Profit/(Loss)) Shadwell, Lesley - Accumulation		82.98	
(6,075.65)	53100/SHAPAU00001 A	(Share of Profit/(Loss)) Shadwell, Paul - Accumulation		1,137.28	
	<b>53330</b>	<b>Income Tax</b>			
(60.75)	53330/SHALES00001A	(Income Tax) Shadwell, Lesley - Accumulation			262.54
(1,609.81)	53330/SHAPAU00001 A	(Income Tax) Shadwell, Paul - Accumulation			1,412.12
	<b>53800</b>	<b>Contributions Tax</b>			
3,111.16	53800/SHAPAU00001 A	(Contributions Tax) Shadwell, Paul - Accumulation		2,726.31	
	<b>53920</b>	<b>Life Insurance Premiums</b>			
0.00	53920/SHALES00001A	(Life Insurance Premiums) Shadwell, Lesley - Accumulation		1,309.05	

Shadwell Superannuation Fund

**Trial Balance**

As at 30 June 2019

Last Year	Code	Account Name	Units	Debits \$	Credits \$
5,588.89	53920/SHAPAU00001 A <b>60400</b>	(Life Insurance Premiums) Shadwell, Paul - Accumulation <b>Bank Accounts</b>		3,367.35	
28,139.46	60400/MBL123335770	Cash Management #5770		21,454.21	
20,699.33	60400/MBL964066765 <b>76201</b>	Sentinel cash acct 962553681 <b>Borrowing Costs</b>		16,904.49	
5,051.00	76201/1/28HARRISON 1 <b>76301</b>	1/28 Harrison Street, Rockingham <b>Less: Accumulated Amortisation</b>		5,051.00	
(5,051.00)	76301/1/28HARRISON 3 <b>76550</b>	Less: Accumulated Amortisation <b>Plant and Equipment (at written down value) - Unitised</b>			5,051.00
29,823.00	76550/1/28HARRISON 2	1/28 Harrison Street P+E	1.0000	29,823.00	
91,438.00	76550/1/28HARRISON 6	1/28 Qualifying Building Allowance	1.0000	91,438.00	
2,151.00	76550/1/28HARRISON 7	1/28 Qualifying Structural Improvements	1.0000	2,151.00	
1,320.00	76550/AIRCONDITION ER 76550/Carpet1 <b>76700</b>	Air Conditioner Carpet - Prestige Gold Foam <b>Less: Accumulated Depreciation</b>	1.0000 1.0000	1,320.00 2,538.08	
(23,309.04)	76700/1/28HARRISON 4	Less: Accumulated Depreciation P&E			24,494.04
(16,964.00)	76700/1/28HARRISON 5 <b>77200</b>	Less: Accumulated Depreciation SBWO <b>Real Estate Properties ( Australian - Residential)</b>			20,247.00
418,277.00	77200/1/28HARRISON <b>77600</b>	1/28 Harrison Street, Rockingham <b>Shares in Listed Companies (Australian)</b>	1.0000	418,277.00	
13,989.32	77600/AEG.AX 77600/AKM.AX	Absolute Equity Performance Fund Limited Aspire Mining Limited	0.0000 420,538.0000		0.00 6,728.61
14,713.84	77600/DJRE.AX	Spdr Dow Jones Global Real Estate Fund	698.0000	15,816.68	
15,136.70	77600/GROW.AX	Schroder Real Return Fund (managed Fund)	4,091.0000	15,300.34	
24,494.40	77600/IFRA.AX	Vaneck Vectors Ftse Global Infrastructure (hedged) Etf	1,260.0000	27,001.80	
57,200.31	77600/QOZ.AX	Betashares Ftse Rafi Australia 200 Etf	2,914.0000	41,553.64	
12,552.25	77600/TECH.AX	Etf's Morningstar Global Technology Etf	185.0000	13,146.10	

Shadwell Superannuation Fund

**Trial Balance**

As at 30 June 2019

Last Year	Code	Account Name	Units	Debits \$	Credits \$
15,568.00	77600/VGS.AX	Vanguard Msci Index International Shares Etf	224.0000	16,847.04	
8,624.91	77600/WDIV.AX	Spdr S&p Global Dividend Fund	469.0000	8,957.90	
51,822.96	77600/ZYAU.AX	Etf S&p/asx 300 High Yield Plus Etf	4,578.0000	51,960.30	
	<b>78200</b>	<b>Units in Listed Unit Trusts (Australian)</b>			
	78200/CETF.AX	Vaneck Vectors Chinaamc Csi 300 Etf	204.0000	11,625.96	
	78200/NDQ.AX	Betashares Nasdaq 100 Etf	570.0000	10,784.40	
	78200/VGE.AX	Vanguard Ftse Emerging Markets Shares Etf	166.0000	11,288.00	
(664.64)	84500	Income in Advance			0.00
(822.60)	85000	Income Tax Payable/Refundable		965.13	
	<b>85500</b>	<b>Limited Recourse Borrowing Arrangements</b>			
(383,730.80)	85500/1/28HARRISON STR	1/28 Harrison Street, Rockingham			382,758.20
(193.00)	86000	PAYG Payable			0.00
(1,711.00)	89000	Deferred Tax Liability/Asset			1,711.00
				<b>885,106.44</b>	<b>885,106.44</b>

**Current Year Profit/(Loss): 7,741.91**

# 4You Accounting & Taxation

## Journal Sheet

Client: <i>Shadwell Superannuation Fund</i>		Year end:	<i>30/06/19</i>	
Client Code: <i>S</i>		Date:	<i>04/02/20</i>	
JNL #	Details	Code	Dr	Cr
<i>(1)</i>	<i>Reallocate Accounting fees to audit fees.</i>	<i>30100</i>		<i>562.50</i>
<i>(P)</i>	<i>" " "</i>	<i>3700</i>	<i>\$62.50</i>	
<i>30/06/19</i>	<i>(375 + 187.50 = 562.50)</i>			
<i>M</i>				
<i>(2)</i>	<i>Gross up Rental Income &amp; Expenses</i>	<i>28000</i>		<i>3,834.25</i>
<i>(P)</i>	<i>" " WATER</i>	<i>42150</i>	<i>35.48</i>	
	<i>" " WATER</i>	<i>42150</i>	<i>218.38</i>	
<i>30/06/19</i>	<i>CLEANING</i>	<i>41950</i>	<i>154.00</i>	
<i>M</i>	<i>R+M</i>	<i>42060</i>	<i>231.00</i>	
	<i>PLUMBING</i>	<i>42060</i>	<i>280.50</i>	
	<i>LEASING FEES</i>	<i>41930</i>	<i>836.00</i>	
	<i>ADVERTISING</i>	<i>41920</i>	<i>40.00</i>	
	<i>GST on fees</i>	<i>41930</i>	<i>165.39</i>	
	<i>Inspection fees</i>	<i>41930</i>	<i>220.00</i>	
	<i>Management fees</i>	<i>41930</i>	<i>1589.50</i>	
	<i>Technology &amp; Support (Admin)</i>	<i>41930</i>	<i>64.00</i>	
<i>(3)</i>	<i>SBWO - QSI</i>	<i>76700/SBWO</i>		<i>75.00</i>
	<i>SBWO - QBA</i>	<i>76700/SBWO</i>		<i>3,208.00</i>
	<i>SBWO - QSI</i>	<i>33400/QSI</i>	<i>75.00</i>	
	<i>SBWO - QBA</i>	<i>33400/QBA</i>	<i>3,208.00</i>	



# L.E.A. Pty Ltd t/a Raine & Horne Rockingham Beach

PO Box 5186 ROCKINGHAM WA 6969

Ph: 08 9550 9900

Paul William & Lesley Ann Shadwell  
27 Jupiter Bend  
ROCKINGHAM 6168

Ref: SHADWELL  
Page: 1

Paul William & Lesley Ann Shadwell  
Owner Income & Expenditure for July 2018 to June 2019  
Manager: Mariann Henderer

	Jul	Aug	Sep	Oct	Nov	Dec	Jan	Feb	Mar	Apr	May	Jun	Tot
<b>Property: 1/28 Harrison Street ROCKINGHAM WA 6168</b>													
<b>Balance Brought Forward</b>													
	0.00	0.00	0.00	0.00	0.00	0.00	0.00	0.00	0.00	0.00	0.00	0.00	0.00
<b>Income</b>													
101 Rent	1560.00	1170.00	1150.00	1140.00	1520.00	1520.00	1520.00	1900.00	1520.00	1520.00	2660.00	1520.00	18700.00
124 Cleaning	0.00	0.00	0.00	0.00	154.00	0.00	0.00	0.00	0.00	0.00	0.00	0.00	154.00
170 WATER Service Charge	0.00	0.00	0.00	0.00	0.00	82.49	0.00	0.42	112.84	0.00	78.41	0.00	274.16
	1560.00	1170.00	1150.00	1140.00	1674.00	1602.49	1520.00	1900.42	1632.84	1520.00	2738.41	1520.00	19128.16
<b>Expenditure</b>													
202 Water Service Charge	0.00	35.48	0.00	0.00	0.00	0.00	0.00	0.00	0.00	0.00	0.00	0.00	35.48
206 Water Usage	0.00	0.00	-69.10	19.60	0.00	76.63	0.00	0.00	112.84	0.00	78.41	0.00	218.38
250 Cleaning	0.00	0.00	0.00	154.00	0.00	0.00	0.00	0.00	0.00	0.00	0.00	0.00	154.00
273 Repairs & Maintenance	0.00	0.00	0.00	231.00	0.00	0.00	0.00	0.00	0.00	0.00	0.00	0.00	231.00
336 Plumbing	0.00	0.00	0.00	154.00	0.00	0.00	0.00	0.00	126.50	0.00	0.00	0.00	280.50
414 Leasing Fees	0.00	0.00	836.00	0.00	0.00	0.00	0.00	0.00	0.00	0.00	0.00	0.00	836.00
416 Advertising	0.00	0.00	40.00	0.00	0.00	0.00	0.00	0.00	0.00	0.00	0.00	0.00	40.00
419 GST on Fees	14.08	10.76	10.58	10.49	13.72	13.72	13.72	16.15	12.92	12.92	23.41	12.92	165.39
462 Inspection Fees													

28000

## L.E.A. Pty Ltd t/a Raine &amp; Horne Rockingham Beach

PO Box 5186 ROCKINGHAM WA 6969

Ph: 08 9550 9900

Paul William & Lesley Ann Shadwell  
 27 Jupiter Bend  
 ROCKINGHAM 6168

Ref: SHADWELL  
 Page: 2

Paul William & Lesley Ann Shadwell  
 Owner Income & Expenditure for July 2018 to June 2019  
 Manager: Mariann Henderer

	Jul	Aug	Sep	Oct	Nov	Dec	Jan	Feb	Mar	Apr	May	Jun	Tot
	55.00	0.00	0.00	0.00	0.00	55.00	0.00	55.00	0.00	0.00	55.00	0.00	220.00
481 Management Fees	132.60	99.45	97.75	96.90	129.20	129.20	129.20	161.50	129.20	129.20	226.10	129.20	1589.50
483 Technology & Support	8.00	8.00	8.00	8.00	8.00	8.00	8.00	0.00	0.00	0.00	8.00	0.00	64.00
	209.68	153.69	923.23	673.99	150.92	282.55	150.92	232.65	381.46	142.12	390.92	142.12	3834.25 ✓
Carried Forward	0.00	0.00	0.00	0.00	0.00	0.00	0.00	0.00	0.00	0.00	0.00	0.00	0.00
Net Income	1350.32	1016.31	226.77	466.01	1523.08	1319.94	1369.08	1667.77	1251.38	1377.88	2347.49	1377.88	15293.91

28000

## L.E.A. Pty Ltd t/a Raine &amp; Horne Rockingham Beach

PO Box 5186 ROCKINGHAM WA 6969

Ph: 08 9550 9900

Paul William & Lesley Ann Shadwell  
27 Jupiter Bend  
ROCKINGHAM 6168

Agent ABN: 70-056-774-611  
Primary Owner Statement for  
Period Ending: 28/06/19  
Reference: SHADWELL  
**TAX INVOICE**

Paul William & Lesley Ann Shadwell  
Manager: Mariann Henderer

Property	Tenant	Rent	Paid From	To	Periods	Paid	Credit
1/28 Harrison Street	Matthew James Lee and Jeannette Saidi	380.00	W1 14/06/19	11/07/19	4	1520.00	0.00
Date	Disbursements & Sundry Receipts					Debit	Credit
	Total Rent Collected From Tenants						1520.00
14/06/19	EFT payment to owner		Shadwell Supeanuuation Fund			1377.88	
	*Management Fees					129.20	
	Plus GST on items marked *					12.92	
						<u>1520.00</u>	<u>1520.00</u>
	NETT AMOUNT TO BE PAID						0.00

UNPAID INVOICES

28/06/19		Income & Expenditure	22.00
28/06/19	HARR1/28	Water Usage 12/04/19 to 17/06/19	108.70
			<u>130.70</u>



# TAX INVOICE

PW & LA Shadwell Enterprises Pty Ltd  
 27 Jupiter Bend  
 ROCKINGHAM WA 6168  
 AUSTRALIA

**Invoice Date**  
 5 Feb 2019

**Invoice Number**  
 INV-13010

**ABN**  
 60 600 197 000

4You Accounting & Taxation  
 PO Box 840  
 ROCKINGHAM WA 6968  
 AUSTRALIA

Description	Quantity	Unit Price	GST	Amount AUD
091 ASIC Annual Review Prepare annual company review minute and review and make any changes necessary during the year. PLEASE NOTE: Your documents will be mailed shortly should you not receive them within a week please contact our office to avoid any ASIC late fees.	1.00	172.73	10%	172.73
Subtotal				172.73
TOTAL GST 10%				17.27
<b>TOTAL AUD</b>				<b>190.00</b>
Less Amount Paid				190.00
<b>AMOUNT DUE AUD</b>				<b>0.00</b>

**Due Date: 19 Feb 2019**

PLEASE INCLUDE YOUR INVOICE NO. IN BANKING REFERENCE WHEN MAKING PAYMENT

Electronic payment preferred

BSB 066159

A/c no. 10935332

Credit Card payment is also available by contacting our office on 08 9528 5863.

When paying by cheque, please complete this payment advice, detach and post to the address provided. Please note that our terms are 14 days and unpaid accounts are liable for up to 25% debt collection service fee, added to the unpaid balance.

# TAX INVOICE

Shadwell Superannuation Fund  
27 Jupiter Bend  
ROCKINGHAM WA 6168  
AUSTRALIA  
ABN: 54 263 070 307

**Invoice Date**  
29 Apr 2019

4You Accounting & Taxation  
PO Box 840

**Invoice Number**  
INV-13538

ROCKINGHAM WA 6968  
AUSTRALIA

**ABN**  
60 600 197 000

Description	Quantity	Unit Price	GST	Amount AUD
Preparation and lodgement of Self Managed Superannuation Fund Income Taxation Return the year ended 30 June 2018.	1.00	363.64	10%	363.64
Preparation of Financial Statements and prepare documents for the year ended 30 June 2018.	1.00	1,200.00	10%	1,200.00
Correspondence and advice for the period to date.				
SMSF Audit Jeffrey Collins - 2018 Auditor Fee	1.00	340.91	10%	340.91
			Subtotal	1,904.55
			TOTAL GST 10%	190.45
			<b>TOTAL AUD</b>	<b>2,095.00</b>
			Less Amount Paid	2,095.00
			<b>AMOUNT DUE AUD</b>	<b>0.00</b>

**Due Date: 13 May 2019**

PLEASE INCLUDE YOUR INVOICE NO. IN BANKING REFERENCE WHEN MAKING PAYMENT

Electronic payment preferred

BSB 066159

A/c no. 10935332

Credit Card payment is also available by contacting our office on 08 9528 5863.

When paying by cheque, please complete this payment advice, detach and post to the address provided. Please note that our terms are 14 days and unpaid accounts are liable for up to 25% debt collection service fee, added to the unpaid balance.

## TAX INVOICE

Shadwell Superannuation Fund  
27 Jupiter Bend  
ROCKINGHAM WA 6168  
AUSTRALIA  
ABN: 54 263 070 307

Invoice Date  
26 Feb 2019

4You Accounting & Taxation  
PO Box 840

Invoice Number  
INV-13196

ROCKINGHAM WA 6968  
AUSTRALIA

ABN  
60 600 197 000

Description	Quantity	Unit Price	GST	Amount AUD
Audit Fee for the year ending 30th of June 2017.	1.00	340.91	10%	340.91
			Subtotal	340.91
			TOTAL GST 10%	34.09
			<b>TOTAL AUD</b>	<b>375.00</b>
			Less Amount Credited	187.50
			<b>AMOUNT DUE AUD</b>	<b>187.50</b>

**Due Date: 12 Mar 2019**

PLEASE INCLUDE YOUR INVOICE NO. IN BANKING REFERENCE WHEN MAKING PAYMENT

Electronic payment preferred

BSB 066159

A/c no. 10935332

Credit Card payment is also available by contacting our office on 08 9528 5863.

When paying by cheque, please complete this payment advice, detach and post to the address provided. Please note that our terms are 14 days and unpaid accounts are liable for up to 25% debt collection service fee, added to the unpaid balance.

**VISA**



[View and pay online now](#)

30700



# TAX INVOICE

Shadwell Superannuation Fund  
27 Jupiter Bend  
ROCKINGHAM WA 6168  
AUSTRALIA  
ABN: 54 263 070 307

Invoice Date  
29 Apr 2019

4You Accounting & Taxation  
PO Box 840

Invoice Number  
INV-13538

ROCKINGHAM WA 6968  
AUSTRALIA

ABN  
60 600 197 000

Description	Quantity	Unit Price	GST	Amount AUD
Preparation and lodgement of Self Managed Superannuation Fund Income Taxation Return the year ended 30 June 2018.	1.00	363.64	10%	363.64
Preparation of Financial Statements and prepare documents for the year ended 30 June 2018.	1.00	1,200.00	10%	1,200.00
Correspondence and advice for the period to date.				
SMSF Audit Jeffrey Collins - 2018 Auditor Fee	1.00	340.91	10%	340.91
Subtotal				1,904.55
TOTAL GST 10%				190.45
<b>TOTAL AUD</b>				<b>2,095.00</b>

340.91

\$ 315.00

**Due Date: 13 May 2019**

PLEASE INCLUDE YOUR INVOICE NO. IN BANKING REFERENCE WHEN MAKING PAYMENT

Electronic payment preferred

BSB 066159

A/c no. 10935332

Credit Card payment is also available by contacting our office on 08 9528 5863.

When paying by cheque, please complete this payment advice, detach and post to the address provided. Please note that our terms are 14 days and unpaid accounts are liable for up to 25% debt collection service fee, added to the unpaid balance.



[View and pay online now](#)



**ASIC**  
Australian Securities & Investments Commission

ABN 86 768 265 615

**Inquiries**  
www.asic.gov.au/invoices  
1300 300 630

30800

PW & LA SHADWELL ENTERPRISES PTY LTD  
D A GIBSON  
PO BOX 840 ROCKINGHAM WA 6968

**INVOICE STATEMENT**

Issue date 01 Feb 19

PW &amp; LA SHADWELL ENTERPRISES PTY LTD

ACN 162 182 756

Account No. 22 162182756

**Summary**

Opening Balance	\$0.00
New items	\$53.00
Payments & credits	\$0.00
<b>TOTAL DUE</b>	<b>\$53.00</b>

- Amounts are not subject to GST. (Treasurer's determination - exempt taxes, fees and charges).
- Payment of your annual review fee will maintain your registration as an Australian company.

*Transaction details are listed on the back of this page*

**Please pay**

Immediately	\$0.00
By 01 Apr 19	\$53.00

*If you have already paid please ignore this invoice statement.*

- Late fees will apply if you do NOT
  - tell us about a change during the period that the law allows
  - bring your company or scheme details up to date within 28 days of the date of issue of the annual statement, or
  - pay your review fee within 2 months of the annual review date.
- Information on late fee amounts can be found on the ASIC website.



**ASIC**  
Australian Securities & Investments Commission

PW & LA SHADWELL ENTERPRISES PTY LTD

ACN 162 182 756 Account No: 22 162182756



22 162182756

<b>TOTAL DUE</b>	<b>\$53.00</b>
Immediately	\$0.00
By 01 Apr 19	\$53.00

*Payment options are listed on the back of this payment slip*



Billier Code: 17301  
Ref: 2291621827560



\*814 129 0002291621827560 24



Shadwell Superannuation Fund

Depreciation Schedule for the period 01 July 2018 to 30 June 2019

Investment	Cost	Opening Written Down Value	Adjustments		Total Value For Depreciation <sup>1</sup>	Method	Rate	Depreciation		
			Disposals/ Decrease	Additions/ Increase				Calculated Depreciation <sup>2</sup>	Posted Depreciation <sup>3</sup>	Closing Written Down Value
<b>Plant and Equipment (at written down value) - Unitted</b>										
1/28 Harrison Street P+E	29,823.00	5,373.00			29,823.00	Prime Cost	10.00 %	2,982.30	2,982.30	2,390.70
1/28 Qualifying Building Allowance	128,336.00	71,669.00			128,336.00	Capital Works	2.50 %	3,208.40	3,208.40	68,460.60
1/28 Qualifying Structural Improvements	3,014.00	1,688.00			3,014.00	Capital Works	2.50 %	75.35	75.35	1,612.65
Air Conditioner	1,320.00	760.96			760.96	Diminishing Value	20.00 %	152.19	152.19	608.77
Carpet - Prestige Gold Foam				3,000.00	2,309.59	Diminishing Value	20.00 %	461.92	461.92	2,538.08
	<b>162,493.00</b>	<b>79,490.96</b>		<b>3,000.00</b>	<b>164,243.55</b>			<b>6,880.16</b>	<b>6,880.16</b>	<b>75,610.80</b>
				<b>3,000.00</b>	<b>164,243.55</b>			<b>6,880.16</b>	<b>6,880.16</b>	<b>75,610.80</b>

<sup>1</sup> Amounts have been pro rated based on number of days in the year

<sup>2</sup> Depreciation calculated as per depreciation method

<sup>3</sup> Depreciation amounts posted to the ledger

33400

33400



ACQUISITION OF 1/28 HARRISON STREET, ROCKINGHAM  
BY PAUL SHADWELL

1.0 SUMMARY OF ENTITLEMENTS

Financial Year	SUMMARY OF CLAIM BY USING DIMINISHING VALUE METHOD				OR	SUMMARY OF CLAIM BY USING PRIME COST METHOD			
	Depreciation on Plant	Capital Allowances	Yearly Total	Low Value Pooling	Depreciation on Plant	Capital Allowances	Yearly Total		
	\$	\$	\$	\$	\$	\$	\$	\$	\$
1/5/2013 - 2013	1,028 +	2,023 +	549 =	3,600	or	955 +	549 =	1,504	
2013 - 2014	3,105 +	3,287 +	3,283 =	9,675		2,762 +	3,283 =	6,045	
2014 - 2015	2,555 +	2,054 +	3,283 =	7,893		2,762 +	3,283 =	6,045	
2015 - 2016	2,105 +	1,284 +	3,283 =	6,672		2,762 +	3,283 =	6,045	
2016 - 2017	1,736 +	2,140 +	3,283 =	7,159		2,762 +	3,283 =	6,045	
2017 - 2018	1,433 +	0 +	3,283 =	4,716		2,732 +	3,283 =	6,015	
2018 - 2019	1,185 +	0 +	3,283 =	4,468		2,580 +	3,283 =	5,863	
2019 - 2020	981 +	0 +	3,283 =	4,264		2,580 +	3,283 =	5,863	
2020 - 2021	812 +	0 +	3,283 =	4,095		2,580 +	3,283 =	5,863	
2021 - 2022	674 +	0 +	3,283 =	3,957		2,580 +	3,283 =	5,863	
2022 - 2023	560 +	0 +	3,283 =	3,843		2,279 +	3,283 =	5,562	
2023 - 2024	465 +	0 +	3,283 =	3,748		781 +	3,283 =	4,064	
2024 - 2025	387 +	0 +	3,283 =	3,670		711 +	3,283 =	3,994	
2025 - 2026	323 +	0 +	3,283 =	3,606		353 +	3,283 =	3,636	
2026 - 2027	269 +	0 +	3,283 =	3,552		353 +	3,283 =	3,636	
2027 - 2028	225 +	0 +	3,283 =	3,508		291 +	3,283 =	3,574	
2028 - 2029	188 +	0 +	3,283 =	3,471		0 +	3,283 =	3,283	
2029 - 2030	158 +	0 +	3,283 =	3,441		0 +	3,283 =	3,283	
2030 - 2031	132 +	0 +	3,283 =	3,415		0 +	3,283 =	3,283	
2031 - 2032	111 +	0 +	3,283 =	3,394		0 +	3,283 =	3,283	
2032 - 2033	93 +	0 +	3,283 =	3,376		0 +	3,283 =	3,283	
2033 - 2034	78 +	0 +	3,283 =	3,361		0 +	3,283 =	3,283	
2034 - 2035	66 +	0 +	3,283 =	3,349		0 +	3,283 =	3,283	
2035 - 2036	56 +	0 +	3,283 =	3,339		0 +	3,283 =	3,283	
2036 - 2037	47 +	0 +	3,283 =	3,330		0 +	3,283 =	3,283	
2037 - 2038	40 +	0 +	3,283 =	3,323		0 +	3,283 =	3,283	
2038 - 2039	33 +	0 +	3,283 =	3,316		0 +	3,283 =	3,283	
2039 - 2040	28 +	0 +	3,283 =	3,311		0 +	3,283 =	3,283	
2040 - 2041	24 +	0 +	3,283 =	3,307		0 +	3,283 =	3,283	
2041 - 2042	20 +	0 +	1,116 =	1,136		0 +	1,116 =	1,116	
2042 - 2043	17 +	0 +	0 =	17		0 +	0 =	0	
2043 - 2044	15 +	0 +	0 =	15		0 +	0 =	0	
2044 - 2045	12 +	0 +	0 =	12		0 +	0 =	0	
2045 - 2046	11 +	0 +	0 =	11		0 +	0 =	0	
2046 - 2047	9 +	0 +	0 =	9		0 +	0 =	0	
2047 - 2048	8 +	0 +	0 =	8		0 +	0 =	0	
2048 - 2049	7 +	0 +	0 =	7		0 +	0 =	0	
2049 - 2050	6 +	0 +	0 =	6		0 +	0 =	0	
2050 - 2051	5 +	0 +	0 =	5		0 +	0 =	0	
2051 - 2052	29 +	0 +	0 =	29		0 +	0 =	0	

*claimed @ EI*  
*claimed @ EI*  
*claimed*

# Shadwell Superannuation Fund

ABN 54 263 070 307

## Depreciation Schedule for the year ended 30 June, 2016

Plant & Equipment	DISPOSAL		ADDITION		DEPRECIATION			CWDV	Priv	PROFIT Upto + Above	LOSS Total - Priv
	Date	Consid	Date	Cost	Value T	Rate	Deprec				
Air-Conditioner	1,320.00	01/01/18	0	0	1,320	20.00	131	0	1,189	0	0
	1,320		0	0	1,320		131	0	1,189	0	0
					Deduct Private Portion		0				
					Not Depreciation		131				

30/6/17  $1,189 \times 0.20 = \$237.80$

30/06/18  $951.20 \times 0.20 = \$190.24 \checkmark$

30/06/19  $760.96 \times 0.20 = \$152.19$

30/06/20  $608.77 \times 0.20 = \$121.75$

33400

76550/AIRCON

These financial statements are unaudited. They must be read in conjunction with the attached Accountant's Compilation Report and Notes which form part of these financial statements.



(5)

39000/ — PAV00001



Mr P Shadwell And Mrs L Shadwell  
Via: shadwellpaul@yahoo.com.au

Product name: OneCare  
Policy owner(s): Mrs Lesley Shadwell  
Mr Paul Shadwell  
Group number: 16192394  
Policy number: 1002703335  
OnePath reference: 1002703335/FYL

18 July 2019

**Important information for your 2018/2019 tax return**

Dear policy owners

Thank you for choosing OnePath Life to help protect you and your family.

To help you prepare your income tax return for the year ending 30 June 2019 the following table shows the premiums paid on your policy throughout the financial year.

Certain premiums payments may be claimed as a tax deduction, and certain insurance claims may be included as taxable income.

The information contained in this letter does not constitute tax advice. We recommend you seek independent tax advice specific to your personal circumstances, from an accountant or registered tax agent.

Please keep this letter for your records.

Name of person insured	Cover type	Total premium paid	
Mr Paul Shadwell	Life Cover	\$2,624.61	Paid
Mr Paul Shadwell	TPD Cover (Working)	\$742.74	Paid

004856

GPO Box 4148, Sydney NSW 2001  
347 Kent St, Sydney NSW 2000  
T 133 667  
E customer.risk@onepath.com.au  
onepath.com.au

**OnePath Life Limited**  
ABN 33 009 657 176  
AFSL 238341

429274\_CS012/0818

39000 / - LES00001



Mr P Shadwell And Mrs L Shadwell  
Via: shadwellpaul@yahoo.com.au

Product name: OneCare  
Policy owner(s): Mrs Lesley Shadwell  
Mr Paul Shadwell  
Group number: 16192394  
Policy number: 1002703347  
OnePath reference: 1002703347/FYL

18 July 2019

### Important information for your 2018/2019 tax return

Dear policy owners

Thank you for choosing OnePath Life to help protect you and your family.

To help you prepare your income tax return for the year ending 30 June 2019 the following table shows the premiums paid on your policy throughout the financial year.

Certain premiums payments may be claimed as a tax deduction, and certain insurance claims may be included as taxable income.

The information contained in this letter does not constitute tax advice. We recommend you seek independent tax advice specific to your personal circumstances, from an accountant or registered tax agent.

Please keep this letter for your records.

Name of person insured	Cover type	Total premium paid	
Mrs Lesley Shadwell	Life Cover	\$1,309.05	Paid

### Any questions?

If you have any questions or need any further help, please:

- contact your financial adviser,
- call Customer Services on 133 667, weekdays between 8.30am and 6.00pm (Sydney time)
- email us at [customer.risk@onepath.com.au](mailto:customer.risk@onepath.com.au).

Yours sincerely,

Jay Tutt  
Head of Insurance Operations



# city of Rockingham

Civic Boulevard Rockingham WA  
P.O.Box 2142 Rockingham DC WA  
ABN 63 101 842 180

Telephone: (08) 9528 0333 Facsimile: (08) 9592 1705  
OFFICE HOURS: 8.30 a.m. to 4.30 p.m. Monday to Friday  
customer@rockingham.wa.gov.au

41960

A/Chief Executive Officer R M Jeans

## RATE NOTICE

FINANCIAL YEAR: 1 July 2018 - 30 June 2019



BD051 017487MAIL\_123  
Pw & La Shadwell Enterprises Pty Ltd  
20 Fendam Street  
WAIKIKI WA 6169

ASSESSMENT NUMBER	110420
DUE DATE	17 August 2018
DATE OF ISSUE	13/07/2018
WARD	Rockingham
VALUATION	17940
RATING CATEGORY	Residential GRV
ESL CATEGORY	Es1 Category 1 Residential
MINIMUM RATE	\$1,158.00

### DESCRIPTION OF RATED LAND

Unit 1 28 Harrison Street ROCKINGHAM  
SL: 1 S#: 41977 OL: 4

DETAILS	RATE IN \$ OR CHARGE/SERVICE	CURRENT	ARREARS	TOTAL
Residential Improved Rates (17940.00)	0.07009580	\$1257.52		\$1,257.52
Domestic Standard Waste Service (1.00)	370.00	\$370.00		\$370.00
Emergency Services Levy Residential (17940.00)	0.01448600	\$259.88		\$259.88

GST HAS NOT BEEN INCLUDED IN THESE CHARGES

To qualify for the instalment plan the CITY MUST receive the EXACT amount of the FIRST INSTALMENT in one transaction by 17 August 2018.

**TOTAL AMOUNT** \$1,887.40

**PAYMENT OPTIONS** NOTE: Payments not received by the due date will incur daily interest. Please see over for information

INSTALLMENT OPTIONS	PAYMENTS	DUE DATE	AMOUNT DUE
1. One Payment	\$1,887.40	17 August 2018	\$1,887.40
2. 1st Instalment	\$951.23	17 August 2018	\$951.23
2nd Instalment	\$951.23	17 December 2018	
<b>Total</b>	<b>\$1,902.46</b>	(Cost of Option \$15.06)	
3. 1st Instalment	\$478.83	17 August 2018	\$478.83
2nd Instalment	\$478.83	17 October 2018	
3rd Instalment	\$478.83	17 December 2018	
4th Instalment	\$478.84	18 February 2019	
<b>Total</b>	<b>\$1,915.33</b>	(Cost of Option \$27.53)	

RATES SMOOTHING - (SEE ATTACHED FOR DETAILS)		
AMOUNT	START DATE	END DATE
1. Direct Debit - weekly \$46.68 (Cost of Option \$26.53)	17 August 2018	24 May 2019
PAYMENT BY DIRECT DEBIT ONLY		
2. Direct Debit - fortnightly \$91.14 (Cost of Option \$26.53)	17 August 2018	24 May 2019
PAYMENT BY DIRECT DEBIT ONLY		
3. Direct Debit - monthly \$191.34 (Cost of Option \$25.06)	17 August 2018	17 May 2019
PAYMENT BY DIRECT DEBIT ONLY		

39381 OM 017487 000001

## PAYMENT METHODS



481 01 00000188 0000000000001104207

<b>REFERENCE NUMBER</b> 1104207
<b>NAME</b> Pw & La Shadwell Enterprises Pty Ltd
<b>PROPERTY ADDRESS</b> Unit 1 28 Harrison Street ROCKINGHAM
<b>Pay by Phone</b> Call 1300 133 271 anytime to pay with Mastercard or Visa.
<b>In Person:</b> City Admin. Building Cash, Cheque, Credit Card or EFTPOS available.
<b>POST</b> Pay In Person at any post office.
<b>BPAY</b> Contact your Bank or Financial Institution to arrange payment. Billier Code 93716 Ref: 1104207
<b>Pay by Internet</b> Visit <a href="http://www.rockingham.wa.gov.au">www.rockingham.wa.gov.au</a> and follow the links to pay with Mastercard or Visa.
<b>Payment by Mail</b> Cheques or money orders to be made payable to CITY OF ROCKINGHAM and crossed 'Not Negotiable' Post to PO BOX 2142, Rockingham DC WA 6967.

## 2018/2019 RESIDENTIAL TIP PASSES

Multi-Purpose (General or Green Waste)



00190040000110420

Valid to 31 July 2019

1 2 3 4

Not for Resale

# Policy Schedule

## Landlord Preferred Policy

To sign up to receive your policy documents electronically please visit [terriscsheer.com.au/paperless](http://terriscsheer.com.au/paperless)

41980



13 May 2019

051 Shadwell Superannuation Fund  
27 Jupiter Bend  
ROCKINGHAM WA 6168

**POLICY NUMBER: TS0341964LPP**

**AMOUNT DUE: \$ 306.00**

**Insured: Shadwell Superannuation Fund**

**Insured Address: 1/28 Harrison Street, ROCKINGHAM WA 6168**

**Premium Type**

Renewal

**Sum Insured**

Contents/Building	\$60,000
Liability to Other	\$20,000,000
Weekly rent	Up to \$1,000

**Expiry Date**

4.00pm 30/06/2019. We invite you to renew your policy until 4.00pm 30/06/2020

**Excess per claim**

Loss of rent	\$0
Add. benefits in Sect 1, Liability and Tax audit	\$0
Tenant damage	\$500
Scorching or pet damage	\$250
Earthquake or Tsunami	\$200
Other claims	\$100

**Managing Agent**

Raine & Horne Rockingham Beach

**Property Details**

The land size is less than 2 acres.

**Annual Premium \$306.00**

Includes GST of \$25.29 and Stamp Duty of \$27.82 and ESL of \$0.00

*If the information shown is incorrect, please call to advise us.*

**Insurer:** AAI Limited ABN 48 005 297 807 AFSL 230859

**Special Conditions**

This document will be a tax invoice for GST when you make payment

**Please turn over for important policy information**

**Payment Slip for: Shadwell Superannuation Fund - 1/28 Harrison Street, ROCKINGHAM WA 6168**

**Amount Payable**

\$306.00

**Due Date**

30/06/2019


**Policy Number**

TS0341964LPP

**Payment Reference No**

703419648

**Payment Options**

 By Phone: call us on 1800 804 016, with your Visa or Mastercard, using the Payment Reference No.



**Billers Code: 63461**  
**Ref: 703419648**



**Telephone & Internet Banking - BPAY®**

Contact your bank or financial institution to make this payment from your cheque, savings, debit, credit card or transaction account. To use the **QR code**, use the reader within your mobile banking app.  
More info: [www.bpay.com.au](http://www.bpay.com.au)

TS00033 01/03/14 A



051

OWNERS OF STRATA PLAN 41977  
C/- CAROLYN HEBBARD  
4/28 HARRISON STREET  
ROCKINGHAM WA 6168

**Amount Payable: \$3,554.00**

**Due Date: 29 Jul 2018**

**Your Policy Number: 13512848PY**

**Your Adviser: 0894706922**

Insurance type	Description	Amount
Top Strata Residential Insurance	28 HARRISON STREET, ROCKINGHAM 6168	\$2,937.19
	Building Sum Insured	\$1,848,000
	Legal Liability Sum Insured	\$10,000,000
	Plus GST	\$293.72
	Plus Stamp Duty	\$323.09
	<b>Total annual amount payable</b>	<b>\$3,554.00</b>

4

For more information, please contact your Adviser: INSURANCE SERVICES (WA) PTY LTD, phone: 0894706922

Cost each \$888.50 ✓

Date of issue 19 June 2018

**Enjoy the flexibility and benefits of Resilium Top Strata Insurance including:**

- Cover for accidental loss or damage to your Building which includes outbuildings, permanent swimming pools & spas, walls, gates and fences.
- Cover for accidental loss, damage or theft of your common contents.
- A 15% discount off personal Contents Insurance, for your lot/unit owners, when they insure with Resilium.
- A range of excess options to choose from.

Please read your Product Disclosure Statement before making any decision regarding this product. Contact us for a copy on 131 436.

**Enquiries 131 436**



42100



## Payment receipt

Payment reference number is 356794790

Date and time of request: 30 April 2019 20:54 (Sydney time)

<b>Amount</b>	\$50.00
<b>From</b>	Cash Management Account Paul William Shadwell & Lesley Ann Shadwell Atf The Shadwell Superannuation Fund 186-200   000123335770
<b>To</b>	28 Harrison St Strata Plan 41977 806-015   01543377
<b>When</b>	Tuesday, 30 April 2019 (Sydney Time)
<b>Payment type</b>	Funds transfer
<b>Description</b>	Unit 1 Shadwell

42100

Payment reference number is 328238820  
Date and time of request: 04 July 2018 21:46 (Sydney time)

Amount  
\$50.00

From

Cash Management Account

Paul William Shadwell & Lesley Ann Shadwell Atf The  
Shadwell Superannuation Fund  
186-200 | 000123335770

To

28 Harrison St Strata Plan 41977

806-015 | 01543377

When

Wednesday, 04 July 2018 (Sydney Time)

Description

Unit 1 Shadwell

42100



## Payment receipt

Payment reference number is 346651470

Date and time of request: 17 January 2019 21:41 (Sydney time)

<b>Amount</b>	\$50.00
<b>From</b>	Cash Management Account Paul William Shadwell & Lesley Ann Shadwell Atf The Shadwell Superannuation Fund 186-200   000123335770
<b>To</b>	28 Harrison St Strata Plan 41977 806-015   01543377
<b>When</b>	Thursday, 17 January 2019 (Sydney Time)
<b>Payment type</b>	Funds transfer
<b>Description</b>	Unit 1 Shadwell

42100



## Payment receipt

Payment reference number is 346651470

Date and time of request: 17 January 2019 21:41 (Sydney time)

<b>Amount</b>	\$50.00
<b>From</b>	Cash Management Account Paul William Shadwell & Lesley Ann Shadwell Atf The Shadwell Superannuation Fund 186-200   000123335770
<b>To</b>	28 Harrison St Strata Plan 41977 806-015   01543377
<b>When</b>	Thursday, 17 January 2019 (Sydney Time)
<b>Payment type</b>	Funds transfer
<b>Description</b>	Unit 1 Shadwell

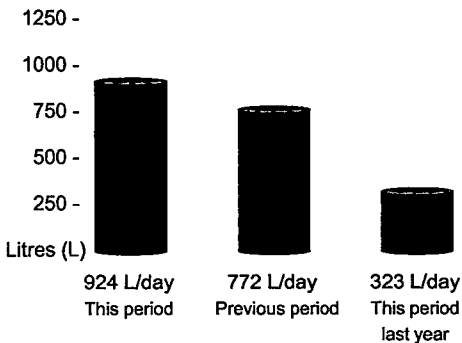
## Water Use Account

Issue date 19 June 2019  
 Bill ID 0131  
 Account number 90 11713 40 2  
 Please pay \$108.70  
 Payment due by 5 Jul 2019

RAINE & HORNE ROCKINGHAM BEACH  
 PO BOX 5186  
 ROCKINGHAM PO BOXES WA 6968

Account for QUADRUPLEX UNIT AT UNIT 1 / 28 HARRISON ST ROCKINGHAM LOT 4  
 Strata lot 1  
 CUSTOMER REFERENCE - 9011713402

### Daily water use comparison



### Your account summary (GST does not apply to this account)

Description	Amount
Water use charges due 5 July 2019	\$108.70
<b>Total</b>	<b>\$108.70</b>

### Turn over for important information

Interest is charged on overdue amounts @ 11.71% p.a.

The property owner, who is responsible for all charges, has requested the water use charges be directed to the tenant or agent. A copy of this account is available to the owner.

The amount shown on this bill does not include outstanding water use charges.

## Payment slip

### Enquiries?

#### Need your account in an alternative format?

Please call us on 13 13 85.

#### Concession Application

If you have a valid Concession Card and are the owner and occupier of this property, call 1300 659 951 or go to [watercorporation.com.au/concessions](http://watercorporation.com.au/concessions) to apply.

UNIT 1 / 28 HARRISON ST ROCKINGHAM LOT 4

Account number 90 11713 40 2  
 Please pay \$108.70  
 Payment due by 5 July 2019



Interpreter Services 13 14 50

#### Hearing or speech impaired?

Phone us via the National Relay Service on 133 677.

Website: [watercorporation.com.au/contact](http://watercorporation.com.au/contact)

Faults and Emergencies: (24/7) 13 13 75



\*690 9011713402

42150

**Water Use Account**

**UNIT 1 / 28 HARRISON ST ROCKINGHAM LOT 4**

**Meter reading details**

Meter number	This reading	Last reading	Use (kL)
BK0153524	17 Jun 2019 3400	12 Apr 2019 3339	61

Total water used in 66 days was 61 kilolitres (61000 litres)

**How your water use charges have been calculated**

Water use	61 kL at \$1.7820	\$108.70
<b>Water use charges</b>		<b>\$108.70</b>

YOUR NEXT USAGE PRICED AT	
next 45 kL	\$1.7820/kL
next 350 kL	\$2.3750/kL
over 395 kL	\$4.4420/kL

Your average daily use was 924 Litres at \$1.65 per day. The meter reading year ends in February 2020 and you revert to the lowest tariff.

To arrange to have your meter tested following a review, or to request a meter reading outside of your normal cycle, please contact us. Please note that a fee will apply. For more information, visit [watercorporation.com.au](http://watercorporation.com.au)

**Information**

**OUR COMMITMENT TO YOU**

We are committed to resolving issues as quickly as possible. If you wish to make a complaint or request a review of your bill, visit [watercorporation.com.au/contact](http://watercorporation.com.au/contact), or call 13 13 85. If you are not satisfied with the resolution, you may contact the Energy and Water Ombudsman on 1800 754 004. For information on our commitments to you, and your responsibilities, visit [watercorporation.com.a](http://watercorporation.com.a)

**Ways to pay your account**



**Direct Debit**

Use My Water or call us to set up a direct debit plan from your bank account or credit card.

**Credit/Debit Card**

Visit [watercorporation.com.au](http://watercorporation.com.au) or call 1300 366 067 to pay via card. Transaction fees may apply and will be advised at payment. Join My Water to pay by direct debit via card with no transaction fees. GST is included if applicable.

**BPAY®**

Contact your bank or financial institution to arrange payment.

**Billers Code: 8805      Ref: 90 11713 40 2**


**My Water**

You can pay and manage your account online with My Water. To sign up you will need your Electronic Reference Number (ERN): 90117 13402 931313. For more information, visit [mywater.com.au](http://mywater.com.au).



**Centrepay**

Call 13 13 85 to arrange regular deductions from your Centrelink payment.



**Mail**

Send your cheque made payable to 'Water Corporation' with this payment slip to: WATER CORPORATION PO BOX 1600, OSBORNE PARK DC, WA 6916

**BPAY View®**

Receive, view and pay this bill using internet banking. BPAY View Registration No - 9011713402931313



**POST Billpay**

Pay in person at any Post Office.



**Australian Government**  
**Australian Taxation Office**

**Agent** 4YOU ACCOUNTING & TAXATION  
**Client** PAUL SHADWELL  
**TFN** 433 849 075

## Income tax 551

---

<b>Date generated</b>	03/10/2019
<b>Overdue</b>	\$376.00 DR
<b>Not yet due</b>	\$0.00
<b>Balance</b>	\$376.00 DR

## Transactions

---

2 results found - from 03 October 2018 to 30 June 2019 sorted by **processed date** ordered **oldest to newest**

Processed date	Effective date	Description	Debit (DR)	Credit (CR)	Balance
20 May 2019	17 Jun 2019	Div 293 tax Assessment - Division 293 tax Due and Payable for the period from 01 Jul 17 to 30 Jun 18	\$3,111.15		\$3,111.15 DR
6 Jun 2019	4 Jun 2019	Payment received		\$3,111.15	\$0.00



MR PAUL W SHADWELL  
PO BOX 840  
ROCKINGHAM WA 6968

**Our reference:** 7110637372067  
**Phone:** 13 10 20  
**Website:** [ato.gov.au/division293](http://ato.gov.au/division293)  
**TFN:** 433 849 075  
24 May 2019

# Additional tax on concessional contributions (Division 293) notice for 2017-18

Dear PAUL

There is an additional tax on super contributions which reduces the tax concession for individuals whose combined income and contributions are more than the \$250,000 threshold.

## Why does the additional tax apply to you

For the 2017-18 financial year, your combined income and super contributions were more than \$250,000. This means you now have to pay an additional tax of 15% on your concessional contributions.

## How much additional tax do you need to pay

Your additional tax for this notice is:

Taxable super contributions	\$20,741.03
<b>Additional tax due and payable</b>	<b>\$3,111.15</b>
<b>Due date for payment</b>	<b>17 June 2019</b>
Your Payment Reference Number for this amount is:	5510 0433 8490 7523 11

## What you need to do now

There are two options for making a payment (your payment can be made using any combination of these):

1. Pay with your own money
2. Elect to release money from any of your existing super balances by completing a Division 293 election form online, instructions to do this are on the final page of this notice.

### HOW TO PAY

#### PAY WITH YOUR OWN MONEY

BPAY®



Billers code: **75556**  
Your payment reference number (PRN) is:  
5510 0433 8490 7523 11

#### Credit card

To pay online, log in using your myGov account linked to the ATO.

To pay by phone, call the Government EasyPay service on **1300 898 089**.

A card payment fee applies.

For more information and other payment options visit [ato.gov.au/howtopay](http://ato.gov.au/howtopay).

#### RELEASE MONEY FROM SUPER

You can ask your fund to pay some or all of the amount from your existing super balance. To do this, access our online services through myGov and complete the Division 293 election form.



## Division 293 tax notice of assessment

*Income Tax Assessment Act 1997 and Schedule 1 of the Taxation Administration Act 1953*

This is your Division 293 tax assessment for the year ended 30 June 2018.

Your additional tax (Division 293 tax) is 15% of your taxable super contributions. Your taxable super contributions are only those Division 293 super contributions that are above the threshold.

Division 293 income (see below)		\$260,898.00 (a)
Division 293 super contributions (see below)		\$20,741.03 (b)
Combined income and super contributions	(a) + (b)	\$281,639.03 (c)
Less the Division 293 threshold		\$250,000.00 (d)
Amount above the threshold	(c) - (d)	\$31,639.03 (e)
<b>Taxable super contributions</b>	the lesser of (b) or (e)	<b>\$20,741.03 (f)</b>
<b>ADDITIONAL TAX</b>	(f) x 15%	<b>\$3,111.15</b>

Yours sincerely

**Robert Ravello**

Deputy Commissioner of Taxation

### (a) Division 293 income

Your Division 293 income is based on your taxable income and other information from your income tax return.

Taxable income	+	Rental property loss	=	<b>DIVISION 293 INCOME</b>
\$253,450		\$7,448		\$260,898

### (b) Division 293 super contributions

Your Division 293 super contributions are the total of all your concessional contributions.

#### Your concessional contributions

SHADWELL SUPERANNUATION FUND Employer contributions	\$20,741.03
2	
<b>DIVISION 293 SUPER CONTRIBUTIONS</b>	<b>\$20,741.03</b>

## Avoid interest charges

- › You need to pay the due and payable amount by the due date to avoid paying interest charges.
- › Though your election form is valid for 60 days you still need to pay by the due date to avoid interest charges.

## Releasing money from super

To release money from any of your existing super balances you can access our ATO online services through myGov and complete the Division 293 election form before 23 July 2019.

When you complete the election form we will ask your nominated super fund(s) to release the amount you elected and send the money to us.

If you are not already registered with myGov visit our website at [ato.gov.au/onlineservices](https://ato.gov.au/onlineservices) to register.

You can also download the form via our website [ato.gov.au/div293electionform](https://ato.gov.au/div293electionform), or order the form via our website [ato.gov.au/onlineordering](https://ato.gov.au/onlineordering), and send it to us.

## View your online statement of account

To view your tax and super accounts online all you need is a myGov account linked to our ATO online services.

If you are not already registered with myGov visit our website at [ato.gov.au/onlineservices](https://ato.gov.au/onlineservices) to register.

If you have a tax agent, they can also view your tax and super accounts through the Tax Agent Portal.

## If you disagree

If you disagree with:

- › the income we have used, you will need to review your income tax return.
- › the contributions reported, contact your super fund.
- › our assessment, you can lodge an objection. Visit [ato.gov.au/objections](https://ato.gov.au/objections) to find out more. If you do lodge an objection to the assessment you still need to pay the due and payable amount by the due date.

## Find out more

For more information about Division 293 tax:

- › visit [ato.gov.au/division293](https://ato.gov.au/division293)
- › phone us on **13 10 20** between 8:00am and 6:00pm, Monday to Friday.

Visit our website at [ato.gov.au/contactus](https://ato.gov.au/contactus) for more contact options.



# Division 293 tax Due and payable Election form

Complete this form if you wish to release an amount from your superannuation fund(s) to pay your Additional tax due and payable amount. It can also be used where an unsuccessful release has previously occurred and you want to choose a different fund/account. Please note:

- when completing the form, all fields are mandatory
- you are able to choose more than one superannuation fund
- the amount released may be used to pay any income tax liability you have and offset any outstanding liabilities or other Australian Government agency debts. The remaining amounts will be credited to you
- this election is irrevocable.

To make an election you must return this form to us within **60 days** of your Division 293 tax Notice of assessment issue date.

Refer to your Division 293 Notice of assessment or visit our website [ato.gov.au/division293](http://ato.gov.au/division293) to find out more.

### Completing this form

- Print clearly, using a BLACK pen only.
- Use BLOCK LETTERS and print one character per box.

S M I T H S T

- Place  in ALL applicable boxes.

## Section A: Personal details

1 Tax file number (TFN) 433 849 075

**i** You don't have to provide the TFN to us. However, if you do, it will help us identify the member correctly and process your report quickly. For more information on privacy, refer to [ato.gov.au/privacy](http://ato.gov.au/privacy)

### 2 Name

Title: Mr  Mrs  Miss  Ms  Other

Family name

SHADWELL

First given name

PAUL

Other given names



## Section B: Division 293 tax assessment details

3 Date of your Division 293 tax Notice of assessment

Day: 24 / Month: 05 / Year: 2019

4 Year of your Division 293 tax Notice of assessment

2018

(eg. use 2018 for the 2017-18 financial year)





60400/MBL-770  
ACCT



Macquarie Cash Management Account

MACQUARIE BANK LIMITED  
ABN 46 008 583 542 AFSL 237502

enquiries 1800 806 310  
fax 1800 550 140  
www.macquarie.com.au

PO Box 7306, Cloisters Square  
Perth, WA 6850



051 153302

MR P W SHADWELL &  
MRS L A SHADWELL  
20 FENDAM STREET  
WAIKIKI WA 6169

Level 3  
235 St Georges Terrace  
Perth, WA 6000

account balance **\$25,599.70**  
as at 31 Dec 18

account name PAUL WILLIAM SHADWELL &  
LESLEY ANN SHADWELL ATF  
THE SHADWELL SUPERANNUATION FUND  
account no. 123335770

transaction	description	debits	credits	balance
30.06.18	OPENING BALANCE			28,139.46
05.07.18	Funds transfer TRANSACT FUNDS TFR TO 28 HARRISON ST STR	50.00		28,089.46
13.07.18	DEPOSIT RAINE & HORNE RO RHHARRISON		652.06	28,741.52
20.07.18	DEPOSIT QUICKSUPER QUICKSPR2220234758		639.62	29,381.14
30.07.18	BPAY BPAY TO TAX OFFICE PAYMENTS	991.95		28,389.19
30.07.18	Direct debit ST GEORGE S611014139900	1,617.36		26,771.83
31.07.18	Interest MACQUARIE CMA INTEREST PAID*		26.07	26,797.90
31.07.18	DEPOSIT RAINE & HORNE RO RHHARRISON		698.26	27,496.16
03.08.18	BPAY BPAY TO GIO-HOME & MOTOR INS	888.50		26,607.66
09.08.18	DEPOSIT QUICKSUPER QUICKSPR2234268259		1,665.79	28,273.45
15.08.18	DEPOSIT RAINE & HORNE RO RHHARRISON		707.06	28,980.51

how to make a transaction

online  
Log in to [www.macquarie.com.au/personal](http://www.macquarie.com.au/personal)

by phone  
Call 133 275 to make a phone transaction

transfers from another bank account  
Transfer funds from another bank to this account:  
BSB 186 200  
ACCOUNT NO. 123335770

deposits using BPay  
From another bank



Billers code: 20206  
Ref: 123 335 770

continued on next



Macquarie Cash Management Account

enquiries 1800 806 310

60400/MBL - TTD

account name PAUL WILLIAM SHADWELL &  
LESLEY ANN SHADWELL ATF  
THE SHADWELL SUPERANNUATION FUND  
account no. 123335770

y →  
y →

) →

) →

) →

/ →

/ →

/ →

transaction	description	debits	credits	balance
→ 27.08.18	BPAY	BPAY TO CITY OF ROCKINGHAM	478.83	28,501.68
→ 27.08.18	BPAY	BPAY TO WATER CORPORATION WA	176.89	28,324.79
28.08.18	Direct debit	ST GEORGE S611014139900	1,670.87 ✓	26,653.92
31.08.18	Interest	MACQUARIE CMA INTEREST PAID*	25.35	26,679.27
31.08.18	DEPOSIT	RAINE & HORNE RO RHHARRISON	309.25	26,988.52
→ 11.09.18	BPAY	BPAY TO ONEPATH LIFE TST	1,309.05	25,679.47
14.09.18	DEPOSIT	RAINE & HORNE RO RHHARRISON	18.49	25,697.96
→ 17.09.18	Funds transfer	TRANSACT FUNDS TFR TO TREVORS CARPETS	1,200.00	24,497.96
21.09.18	DEPOSIT	QUICKSUPER QUICKSPR2264850159	1,041.12	25,539.08
26.09.18	DEPOSIT	AUTOMATIC DATA P ADP201809261385642	1,101.16	26,640.24
→ 27.09.18	Funds transfer	TRANSACT FUNDS TFR TO TREVORS CARPETS	1,800.00	24,840.24
28.09.18	Interest	MACQUARIE CMA INTEREST PAID*	22.10	24,862.34
28.09.18	DEPOSIT	RAINE & HORNE RO RHHARRISON	208.28	25,070.62
28.09.18	Direct debit	ST GEORGE S611014139900	1,670.87 ✓	23,399.75
10.10.18	DEPOSIT	AUTOMATIC DATA P ADP201810101397744	1,468.22	24,867.97
15.10.18	DEPOSIT	RAINE & HORNE RO RHHARRISON	80.47	24,948.44
→ 22.10.18	BPAY	BPAY TO WATER CORPORATION WA	16.99	24,931.45
→ 22.10.18	BPAY	BPAY TO WATER CORPORATION WA	174.03	24,757.42
→ 22.10.18	BPAY	BPAY TO CITY OF ROCKINGHAM	481.37	24,276.05
29.10.18	Direct debit	ST GEORGE S611014139900	1,617.36 ✓	22,658.69
31.10.18	Interest	MACQUARIE CMA INTEREST PAID*	21.16	22,679.85
31.10.18	DEPOSIT	RAINE & HORNE RO RHHARRISON	385.54	23,065.39
12.11.18	DEPOSIT	AUTOMATIC DATA P ADP201811121420666	1,468.21	24,533.60
15.11.18	DEPOSIT	RAINE & HORNE RO RHHARRISON	842.94	25,376.54
28.11.18	Direct debit	ST GEORGE S611014139900	1,670.87 ✓	23,705.67
30.11.18	Interest	MACQUARIE CMA INTEREST PAID*	20.66	23,726.33

continued on next



Macquarie Cash Management Account

enquiries 1800 806 310

00400/MBL-T10

account name PAUL WILLIAM SHADWELL &  
 LESLEY ANN SHADWELL ATF  
 THE SHADWELL SUPERANNUATION FUND  
 account no. 123335770

transaction	description	debits	credits	balance
30.11.18	DEPOSIT RAINE & HORNE RO RHHARRISON		680.14	24,406.47
07.12.18	DEPOSIT AUTOMATIC DATA P ADP201812071438565		734.11	25,140.58
14.12.18	DEPOSIT RAINE & HORNE RO RHHARRISON		633.94	25,774.52
27.12.18	DEPOSIT AUTOMATIC DATA P ADP201812271449617		734.11	26,508.63
28.12.18	Direct debit ST GEORGE S611014139900	1,617.36		24,891.27
31.12.18	Interest MACQUARIE CMA INTEREST PAID*		22.43	24,913.70
31.12.18	DEPOSIT RAINE & HORNE RO RHHARRISON		686.00	25,599.70
	CLOSING BALANCE AS AT 31 DEC 18	17,432.30	14,892.54	25,599.70

\* Stepped interest rates as at 31 December 2018: balances \$0.00 to \$4,999.99 earned 0.00%; balances \$5,000.00 and above earned 1.30%





## Macquarie Cash Management Account

enquiries 1800 806 310

60400/MBL - 770

account name PAUL WILLIAM SHADWELL &  
LESLEY ANN SHADWELL ATF  
THE SHADWELL SUPERANNUATION FUND  
account no. 123335770

### We offer several options that allow you to make payments and view transactions free of charge

- Electronic funds transfers up to \$20,000 a day using online banking.
- Unlimited electronic fund transfers to nominated bank accounts.
- Temporarily increase your pay anyone limit to \$100,000 for one day only. Please call us to set this up for you.
- BPAY payments (subject to BPAY biller code limits) free of charge via online and mobile banking.
- Make the switch to free online statements by updating your preference online.

### About your account

- The interest rate is stepped and variable and may change at anytime without prior notice.
- Interest is calculated on daily balances and paid monthly.
- For more information about your account or the fees and charges, please read the Product Information Statement. If you have any questions or want to update your contact details, call us on 1800 806 310.


### Resolving disputes

- If you have a complaint we will try to resolve the matter within 45 business days of receiving it. Macquarie Bank Limited is a member of the Financial Ombudsman Service Australia (FOS) ABN 67 131 124 448, an independent external complaints resolution scheme.
- If you are not satisfied with our resolution, phone FOS on 1800 367 287 (within Australia) or +61 3 9613 7366 and quote our membership number 10019.

### Fraud protection

- If you have experienced online fraud or have fallen victim to phishing or any other type of online threat, please contact us immediately on 1800 806 310 (Overseas +61 2 8232 3333).
- You can also notify us by email at [report\\_scams@macquarie.com](mailto:report_scams@macquarie.com). If possible, please send your contact number and the suspicious email as an attachment, rather than forwarding the email. This helps to identify the author and source and will be used to help reduce online fraud.

60400/MBL-770



MACQUARIE

# Macquarie Cash Management Account

MACQUARIE BANK LIMITED  
ABN 46 008 583 542 AFSL 237502

enquiries 1800 806 310  
fax 1800 550 140  
www.macquarie.com.au

PO Box 7306, Cloisters Square  
Perth, WA 6850



MR P W SHADWELL &  
MRS L A SHADWELL  
20 FENDAM STREET  
WAIKIKI WA 6169

Level 3  
235 St Georges Terrace  
Perth, WA 6000

account balance **\$21,454.21**  
as at 30 Jun 19

account name PAUL WILLIAM SHADWELL &  
LESLEY ANN SHADWELL ATF  
THE SHADWELL SUPERANNUATION FUND  
account no. 123335770

transaction	description	debits	credits	balance
31.12.18	OPENING BALANCE			25,599.70
→ 07.01.19	BPAY BPAY TO CITY OF ROCKINGHAM	479.34		25,120.36
→ 07.01.19	BPAY BPAY TO WATER CORPORATION WA	157.04		24,963.32
09.01.19	Deposit AUTOMATIC DATA P ADP201901091461700		1,468.22	26,431.54
15.01.19	Deposit Raine & Horne Ro RHHARRISON		688.94	27,120.48
→ 18.01.19	Funds transfer TRANSACT FUNDS TFR TO 28 HARRISON ST STR	50.00		27,070.48
29.01.19	Direct debit ST GEORGE S611014139900	1,670.87		25,399.61
31.01.19	Interest MACQUARIE CMA INTEREST PAID*		23.62	25,423.23
31.01.19	Deposit RAINE & HORNE RO RHHARRISON		680.14	26,103.37
→ 06.02.19	BPAY BPAY TO ASIC	53.00		26,050.37
→ 06.02.19	Funds transfer TRANSACT FUNDS TFR TO 4YOU ACCOUNTING	190.00		25,860.37

## how to make a transaction

online  
Log in to [www.macquarie.com.au/personal](http://www.macquarie.com.au/personal)

by phone  
Call 133 275 to make a phone transaction

transfers from another bank account  
Transfer funds from another bank to this account:  
BSB 186 200  
ACCOUNT NO. 123335770

deposits using BPay  
From another bank



Billers code: 20206  
Ref: 123 335 770

continued on next



Macquarie Cash Management Account

enquiries 1800 806 310

60400 / MBL — 770

account name PAUL WILLIAM SHADWELL &  
LESLEY ANN SHADWELL ATF  
THE SHADWELL SUPERANNUATION FUND  
account no. 123335770

	transaction	description	debits	credits	balance
	11.02.19	Deposit		1,982.09	27,842.46
	15.02.19	Deposit		1,667.77	29,510.23
3	→ 20.02.19	BPAY	481.33		29,028.90
7	→ 20.02.19	BPAY	168.33		28,860.57
	28.02.19	Interest		22.65	28,883.22
	28.02.19	Direct debit	1,670.87 ✓		27,212.35
	08.03.19	Deposit		1,468.21	28,680.56
2	→ 14.03.19	Funds transfer	187.50		28,493.06
	15.03.19	Deposit		1,251.38	29,744.44
	28.03.19	Direct debit	1,510.34 ✓		28,234.10
	29.03.19	Interest		26.17	28,260.27
	08.04.19	Deposit		1,468.21	29,728.48
	15.04.19	Deposit		1,377.88	31,106.36
	29.04.19	Direct debit	1,670.87 ✓		29,435.49
	30.04.19	Interest		26.73	29,462.22
1	→ 01.05.19	Funds transfer	50.00		29,412.22
4	→ 01.05.19	BPAY	174.03		29,238.19
6	→ 01.05.19	BPAY	348.65		28,889.54
8	→ 01.05.19	BPAY	784.00		28,105.54
	10.05.19	Deposit		1,468.21	29,573.75
5	→ 14.05.19	Funds transfer	2,095.00		27,478.75
	15.05.19	Deposit		1,322.88	28,801.63
	28.05.19	Direct debit	1,617.36 ✓		27,184.27
	31.05.19	Interest		25.93	27,210.20
	31.05.19	Deposit		1,024.61	28,234.81
9	→ 04.06.19	BPAY	306.00		27,928.81

continued on next



Macquarie Cash Management Account

enquiries 1800 806 310

60400/MBL-770

account name PAUL WILLIAM SHADWELL &  
LESLEY ANN SHADWELL ATF  
THE SHADWELL SUPERANNUATION FUND  
account no. 123335770

transaction	description	debits	credits	balance
→ 04.06.19	BPAY BPAY TO TAX OFFICE PAYMENTS	3,111.15		24,817.66
12.06.19	Deposit AUTOMATIC DATA P ADP201906121571921		1,468.22	26,285.88
14.06.19	Deposit RAINE & HORNE RO RHHARRISON		1,377.88	27,663.76
→ 24.06.19	BPAY BPAY TO ONEPATH LIFE TST	3,367.35		24,296.41
/ - 24.06.19	BPAY BPAY TO WATER CORPORATION WA	174.03		24,122.38
28.06.19	Interest MACQUARIE CMA INTEREST PAID*		18.83	24,141.21
28.06.19	Direct debit ST GEORGE S611014139900	2,687.00		21,454.21
	CLOSING BALANCE AS AT 30 JUN 19	23,004.06	18,858.57	21,454.21

\* Stepped interest rates as at 30 June 2019: balances \$0.00 to \$4,999.99 earned 0.00%; balances \$5,000.00 and above earned 1.05%

annual interest summary 2018/2019

INTEREST PAID	281.70
TOTAL INCOME PAID	281.70

*[Handwritten signature]*



## Macquarie Cash Management Account

enquiries 1800 806 310

account name PAUL WILLIAM SHADWELL &  
LESLEY ANN SHADWELL ATF  
THE SHADWELL SUPERANNUATION FUND  
account no. 123335770

60400/MSL - 770

We offer several options that allow you to make payments and view transactions free of charge

- Electronic funds transfers up to \$20,000 a day using online banking.
- Increase your limit to \$100,000 temporarily or nominate an account for unlimited transfers by contacting us.
- BPAY payments (subject to BPAY biller code limits) free of charge via online and mobile banking.
- Make the switch to free online statements by updating your preference online.

### About your account


- Interest is calculated on daily balances and paid monthly. The interest rate is variable and may change at any time without prior notice.
- If you have a complaint about our service, or you'd like more information about your account including fees and charges, mistaken payments or unauthorised transactions, please read the terms and conditions for your account or contact us.

### Protect your account

- Please check each entry on this statement. If you think there is an error or unauthorised transaction, please contact us right away.
- If you have new contact details, please contact us to update them.
- This statement should be kept in a safe place at all times. Please read the Further Information Guide for more details about keeping your account secure.

### Visit our Help Centre

- Here you'll find answers to common questions about your account. For more information, please visit [help.macquarie.com](http://help.macquarie.com)



Macquarie Cash Management Account

MACQUARIE BANK LIMITED  
ABN 46 008 583 542 AFSL 237502

enquiries 1800 806 310  
fax 1800 550 140  
www.macquarie.com.au

PO Box 7306, Cloisters Square  
Perth, WA 6850



MR P W SHADWELL &  
MRS L A SHADWELL  
27 JUPITER BEND  
ROCKINGHAM WA 6168

Level 3  
235 St Georges Terrace  
Perth, WA 6000

account balance **\$12,396.60**  
as at 31 Dec 18

account name PAUL WILLIAM SHADWELL &  
LESLEY ANN SHADWELL ATF  
SHADWELL SUPERANNUATION FUND  
account no. 964066765

transaction	description	debits	credits	balance
30.06.18	OPENING BALANCE			20,699.33
03.07.18	Interest REBATE OF ADVISER COMMISSION		4.25	20,703.58
06.07.18	Funds transfer CLIENT FEE JUN 2018 SE	45.84		20,657.74
11.07.18	DEPOSIT WDIV DST 001217261919		523.71	21,181.45
11.07.18	DEPOSIT DJRE SDT 001217268610		324.91	21,506.36
12.07.18	DEPOSIT GROW DST 001217426875		256.13	21,762.49
16.07.18	DEPOSIT TECH ETFS DIST JUL18/00801234		673.36	22,435.85
16.07.18	DEPOSIT ZYAU ETFS DIST JUL18/00800931		1,168.13	23,603.98
17.07.18	DEPOSIT VGS PAYMENT JUL18/00807577		203.52	23,807.50
17.07.18	DEPOSIT QOZ DST JUN 001217413850		2,192.14	25,999.64
24.07.18	DEPOSIT IFRA DIV 001217505309		239.40	26,239.04

how to make a transaction

online  
Log in to [www.macquarie.com.au/personal](http://www.macquarie.com.au/personal)

by phone  
Call 133 275 to make a phone transaction

transfers from another bank account  
Transfer funds from another bank to this account:  
BSB 182 512  
ACCOUNT NO. 964066765

deposits using BPay  
From another bank



Billers code: 667022  
Ref: 964 066 765

continued on next



## Macquarie Cash Management Account

enquiries 1800 806 310

account name PAUL WILLIAM SHADWELL &  
LESLEY ANN SHADWELL ATF  
SHADWELL SUPERANNUATION FUND  
account no. 964066765

60400/MBL - 765

transaction	description	debits	credits	balance
31.07.18	Interest		20.54	26,259.58
02.08.18	Interest		5.00	26,264.58
07.08.18	Funds transfer	45.84		26,218.74
31.08.18	Interest		23.52	26,242.26
04.09.18	Interest		5.56	26,247.82
14.09.18	Funds transfer	45.84		26,201.98
28.09.18	Interest		22.75	26,224.73
02.10.18	Interest		5.38	26,230.11
08.10.18	Funds transfer	45.84		26,184.27
15.10.18	DEPOSIT		715.53	26,899.80
16.10.18	DEPOSIT		226.80	27,126.60
16.10.18	DEPOSIT		67.99	27,194.59
19.10.18	DEPOSIT		300.20	27,494.79
23.10.18	DEPOSIT		15,006.48	42,501.27
23.10.18	Funds transfer	10,013.04		32,488.23
23.10.18	Funds transfer	10,006.80		22,481.43
23.10.18	Funds transfer	7,474.95		15,006.48
23.10.18	Funds transfer	2,561.01		12,445.47
31.10.18	Interest		19.34	12,464.81
02.11.18	Interest		4.77	12,469.58
26.11.18	Funds transfer	45.84		12,423.74
30.11.18	Interest		8.01	12,431.75
04.12.18	Interest		2.56	12,434.31
14.12.18	Funds transfer	45.84		12,388.47
31.12.18	Interest		8.13	12,396.60

continued on next



# Macquarie Cash Management Account

enquiries 1800 806 310

60400/MBL - 765

account name PAUL WILLIAM SHADWELL &  
LESLEY ANN SHADWELL ATF  
SHADWELL SUPERANNUATION FUND  
account no. 964066765

transaction	description	debits	credits	balance
	CLOSING BALANCE AS AT 31 DEC 18	30,330.84	22,028.11	12,396.60

\* Stepped interest rates as at 31 December 2018: balances \$0.00 to \$4,999.99 earned 0.00%; balances \$5,000.00 and above earned 1.30%





## Macquarie Cash Management Account

enquiries 1800 806 310

account name PAUL WILLIAM SHADWELL &  
LESLEY ANN SHADWELL ATF  
SHADWELL SUPERANNUATION FUND  
account no. 964066765

60400 / MBL - 765

We offer several options that allow you to make payments and view transactions free of charge

- Electronic funds transfers up to \$20,000 a day using online banking.
- Unlimited electronic fund transfers to nominated bank accounts.
- Temporarily increase your pay anyone limit to \$100,000 for one day only. Please call us to set this up for you.
- BPAY payments (subject to BPAY biller code limits) free of charge via online and mobile banking.
- Make the switch to free online statements by updating your preference online.

### About your account


- The interest rate is stepped and variable and may change at anytime without prior notice.
- Interest is calculated on daily balances and paid monthly.
- For more information about your account or the fees and charges, please read the Product Information Statement. If you have any questions or want to update your contact details, call us on 1800 806 310.

### Resolving disputes

- If you have a complaint we will try to resolve the matter within 45 business days of receiving it. Macquarie Bank Limited is a member of the Financial Ombudsman Service Australia (FOS) ABN 67 131 124 448, an independent external complaints resolution scheme.
- If you are not satisfied with our resolution, phone FOS on 1800 367 287 (within Australia) or +61 3 9613 7366 and quote our membership number 10019.

### Fraud protection

- If you have experienced online fraud or have fallen victim to phishing or any other type of online threat, please contact us immediately on 1800 806 310 (Overseas +61 2 8232 3333).
- You can also notify us by email at [report\\_scams@macquarie.com](mailto:report_scams@macquarie.com). If possible, please send your contact number and the suspicious email as an attachment, rather than forwarding the email. This helps to identify the author and source and will be used to help reduce online fraud.



Macquarie Cash Management Account

60400 / MBL - 765 MACQUARIE

MACQUARIE BANK LIMITED  
ABN 46 008 583 542 AFSL 237502

enquiries 1800 806 310  
fax 1800 550 140  
www.macquarie.com.au

PO Box 7306, Cloisters Square  
Perth, WA 6850



051 333314

MR P W SHADWELL &  
MRS L A SHADWELL  
27 JUPITER BEND  
ROCKINGHAM WA 6168

Level 3  
235 St Georges Terrace  
Perth, WA 6000

account balance **\$16,904.49**  
as at 30 Jun 19

account name PAUL WILLIAM SHADWELL &  
LESLEY ANN SHADWELL ATF  
SHADWELL SUPERANNUATION FUND  
account no. 964066765

transaction	description	debits	credits	balance
31.12.18	OPENING BALANCE			12,396.60
03.01.19	Interest REBATE OF ADVISER COMMISSION		2.63	12,399.23
11.01.19	Deposit WDIV DST 001223959199		117.03	12,516.26
11.01.19	Deposit DJRE DST 001223922745		280.26	12,796.52
14.01.19	Deposit GROW DST 001224073046		248.78	13,045.30
14.01.19	Funds transfer CLIENT FEE DEC 2018 SE	45.84		12,999.46
16.01.19	Deposit TECH ETFS DIST JAN19/00801533		38.85	13,038.31
16.01.19	Deposit ZYAU ETFS DIST JAN19/00801114		813.00	13,851.31
17.01.19	Deposit NDQ DST DEC 001224039207		18.64	13,869.95
17.01.19	Deposit QOZ DST DEC 001224048596		1,145.25	15,015.20
17.01.19	Deposit IFRA DIV 001224067420		214.20	15,229.40

how to make a transaction

online  
Log in to [www.macquarie.com.au/personal](http://www.macquarie.com.au/personal)

by phone  
Call 133 275 to make a phone transaction

transfers from another bank account  
Transfer funds from another bank to this account:  
BSB 182 512  
ACCOUNT NO. 964066765

deposits using BPay  
From another bank



Bill code: 667022  
Ref: 964 066 765

continued on next



Macquarie Cash Management Account

enquiries 1800 806 310

60400/MBL - 765

account name PAUL WILLIAM SHADWELL &  
LESLEY ANN SHADWELL ATF  
SHADWELL SUPERANNUATION FUND  
account no. 964066765

transaction	description	debits	credits	balance
17.01.19	Deposit		53.02	15,282.42
17.01.19	Deposit		87.42	15,369.84
21.01.19	Deposit		565.95	15,935.79
31.01.19	Interest		10.09	15,945.88
04.02.19	Interest		3.00	15,948.88
08.02.19	Funds transfer	45.84		15,903.04
28.02.19	Interest		10.89	15,913.93
04.03.19	Interest		3.05	15,916.98
11.03.19	Funds transfer	45.84		15,871.14
22.03.19	Deposit		11,341.60	27,212.74
22.03.19	Funds transfer	11,415.46		15,797.28
29.03.19	Interest		12.00	15,809.28
02.04.19	Interest		3.36	15,812.64
15.04.19	Deposit		585.65	16,398.29
15.04.19	Funds transfer	45.84		16,352.45
16.04.19	Deposit		226.80	16,579.25
16.04.19	Deposit		25.30	16,604.55
16.04.19	Deposit		108.44	16,712.99
23.04.19	Deposit		240.16	16,953.15
30.04.19	Interest		12.18	16,965.33
02.05.19	Interest		3.35	16,968.68
10.05.19	Funds transfer	45.84		16,922.84
31.05.19	Interest		13.13	16,935.97
04.06.19	Interest		3.59	16,939.56
14.06.19	Funds transfer	45.84		16,893.72
28.06.19	Interest		10.77	16,904.49

continued on next



### Macquarie Cash Management Account

enquiries 1800 806 310

60400/MBL - 765

account name PAUL WILLIAM SHADWELL &  
LESLEY ANN SHADWELL ATF  
SHADWELL SUPERANNUATION FUND  
account no. 964066765

transaction	description	debits	credits	balance
	CLOSING BALANCE AS AT 30 JUN 19	11,690.50	16,198.39	16,904.49

\* Stepped interest rates as at 30 June 2019: balances \$0.00 to \$4,999.99 earned 0.00%; balances \$5,000.00 and above earned 1.05%

### annual interest summary 2018/2019

INTEREST PAID		171.35
TOTAL REBATE OF ADVISER COMMISSION	46.50	
TOTAL INCOME PAID		217.85

MS



14



## Payment receipt

Payment reference number is 336236290

Date and time of request: 26 September 2018 23:38 (Sydney time)

<b>Amount</b>	\$1,800.00
<b>From</b>	Cash Management Account Paul William Shadwell & Lesley Ann Shadwell Atf The Shadwell Superannuation Fund 186-200   000123335770
<b>To</b>	Trevors Carpets 036-045   910926
<b>When</b>	Wednesday, 26 September 2018 (Sydney Time)
<b>Payment type</b>	Funds transfer
<b>Description</b>	Invoice 1099176

76550 / CARPET

TREVORS CARPETS - C/VALE  
A.B.N. 36 594 669 484  
163 BANNISTER RD  
CANNING VALE, WA 6155  
Telephone: PH:92515888 Fax: FX:92515877

1099176

TAX INVOICE

Sold To	Ship To
SHADWELL, PAUL AND LESLIE 1/28 HARRISON STREET ROCKINGHAM, WA 6168	SHADWELL, PAUL AND LESLIE 1/28 HARRISON STREET ROCKINGHAM, WA 6168

Invoice Date	Tele #1	PO Number	Order Number
21/09/18	0417174367		1099176

Inventory	Style/Item	Color/Description
211918A 30066	AVENUE PRESTIGE GOLD FOAM 10MM UNDERLAY	ASHBOURNE PRESTIGE GOLD
1000 1201	CARPET S/EDGE INSTALL STAIRS (STANDARD) 12 TO 16 STEPS INCLUDING 6 WINDERS & 3 BULLNOSE/WRAP	
1102	UPLIFT CPT & UNDERLAY & TAKEAWAY	
1208 1208 1102	BALLUSTRADES (OVER 5 POSTS) BALLUSTRADES (OVER 5 POSTS) UPLIFT CPT & UNDERLAY & TAKEAWAY	

— 18/10/18 — 12:21PM —

Sales Representative(s):  
GERARD PICKERD 198

Order: 1099176

Subtotal: 2,727.28  
 GST: 272.73  
 Misc. Tax: 0.00

Thank you for your patronage  
 For terms and conditions see our website

BANKING DETAILS  
 BSB 036045 ACC 910926

INVOICE TOTAL: **\$3,000.01**  
 Less Payment(s): 3,000.00  
**BALANCE DUE: \$0.00**

77200/1/28 HARRISON



CoreLogic®  
RP Data

1/28 Harrison Street Rockingham WA 6168

» RP AUTOVAL  
Automated Valuation

Prepared On 19 March 2018

Apr 23





77200/1/28 Harrison



>> PROPERTY DESCRIPTION

*NO Real Material movement from 30/6/17 to report date.*



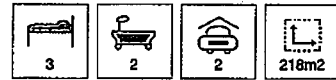
1/28 Harrison Street Rockingham WA 6168

ESTIMATED VALUE: \$418,277 ✓ *USE THIS VALUE*  
 Estimated Price Range: \$372,266 - \$464,287 *for 30/6/17.*  
 FSD\* ± 11%

(Forecast Standard Deviation)

*This estimated value has been compiled incorporating attribute data supplied by user which was provided for modelling purposes.*

Attributes used for this model



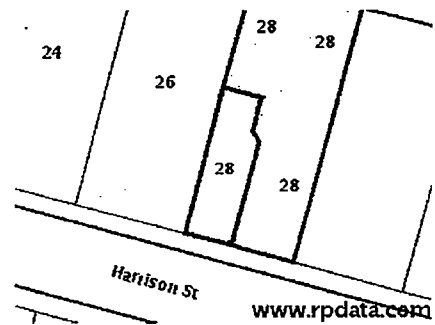
Year Built:	2002
Floor Area:	138m2
Condition of Property:	Average
Property Type:	UNIT
Land Use:	Residential
LotPlan:	1/S041977 ROCKINGHAM WA
Last Sale Date/Price:	2 Mar 2013, \$535,000

Sales History

Sale Date	Sale Price	Sale Type
2 Mar 2013	\$535,000	
23 Dec 2009	\$505,000	
20 May 2009	\$455,000	
19 Nov 2002	\$278,000	

\* A Forecast Standard Deviation is an estimate of the variation between a modelled automated valuation and the market value of a property. A smaller FSD indicates our automated valuation is likely closer to the true market value of a property than a larger FSD.

>> LOCATION HIGHLIGHTS



TT200/1/28 Harrison

>> PAST SALES

	<b>3/47-49 Esplanade Rockingham, WA, 6168</b>	
	<p><b>Sold Price:</b> \$690,000</p> <p><b>Sold Date:</b> 1 Feb 2016</p> <p><b>Land Size:</b> 246m2</p> <p><b>Distance From Subject:</b> 0.38km</p>	<p><b>Attributes:</b> 3 Beds, 2 Baths, 1 Car Spaces, 2 Lock Up Garages, 1 Ensuites</p>
	<b>1/10 Harrison Street Rockingham, WA, 6168</b>	
	<p><b>Sold Price:</b> \$190,000</p> <p><b>Sold Date:</b> 13 Nov 2015</p> <p><b>Land Size:</b> 64m2</p> <p><b>Distance From Subject:</b> 0.15km</p>	<p><b>Attributes:</b> 2 Beds, 1 Baths, 1 Car Spaces, 1 Lock Up Garages</p>
	<b>2/10 Harrison Street Rockingham, WA, 6168</b>	
	<p><b>Sold Price:</b> \$250,000</p> <p><b>Sold Date:</b> 9 Feb 2017</p> <p><b>Land Size:</b> 63m2</p> <p><b>Distance From Subject:</b> 0.16km</p>	<p><b>Attributes:</b> 2 Beds, 1 Baths, 1 Car Spaces, 1 Lock Up Garages</p>
	<b>10/12 Harrison Street Rockingham, WA, 6168</b>	
	<p><b>Sold Price:</b> \$230,000</p> <p><b>Sold Date:</b> 15 Jun 2017</p> <p><b>Land Size:</b> 69m2</p> <p><b>Distance From Subject:</b> 0.16km</p>	<p><b>Attributes:</b> 2 Beds, 1 Baths, 1 Car Spaces, 1 Lock Up Garages</p>
	<b>2/3 Sloan Street Rockingham, WA, 6168</b>	
	<p><b>Sold Price:</b> \$400,000</p> <p><b>Sold Date:</b> 30 Sep 2015</p> <p><b>Land Size:</b> 200m2</p> <p><b>Distance From Subject:</b> 0.58km</p>	<p><b>Attributes:</b> 3 Beds, 2 Baths, 2 Car Spaces, 2 Lock Up Garages, 1 Ensuites</p>
	<b>401/91 Esplanade Rockingham, WA, 6168</b>	
	<p><b>Sold Price:</b> \$1,430,000</p> <p><b>Sold Date:</b> 29 Nov 2016</p> <p><b>Land Size:</b> 287m2</p> <p><b>Distance From Subject:</b> 0.12km</p>	<p><b>Attributes:</b> 3 Beds, 2 Baths, 2 Car Spaces, 1 Ensuites</p>

TT200 / 1/28 HARRISON



## >> ROCKINGHAM STATISTICS - A SNAP SHOT

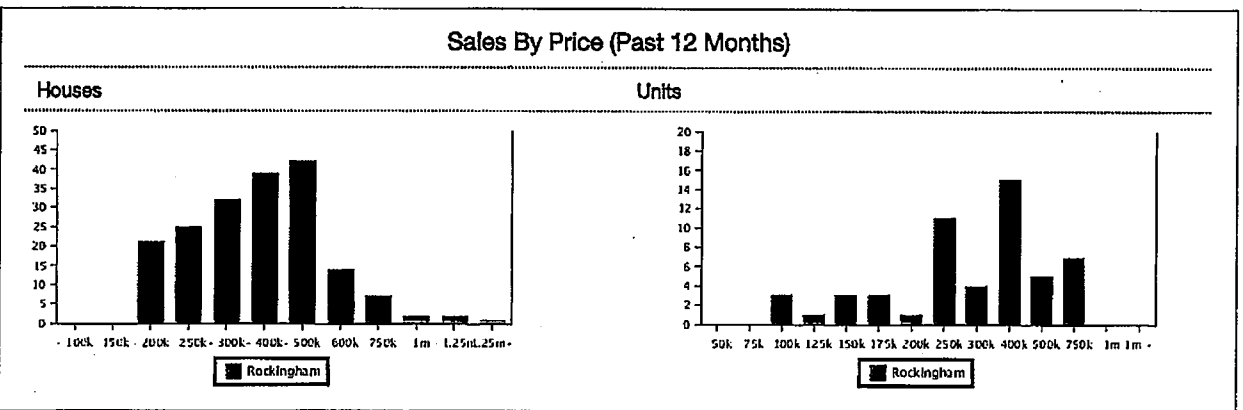
Incorporating RP Data's Suburb Scorecard

ROCKINGHAM - Median Price		
Period	Median Price for Houses	Median Price for Units
2018	\$343,000	\$310,000

ROCKINGHAM - Past Sales - Houses									
2018	2017	2016	2015	2014	2013	2012	2011	2010	2009
22	225	253	277	384	439	385	294	295	390

ROCKINGHAM - Past Sales - Units									
2018	2017	2016	2015	2014	2013	2012	2011	2010	2009
5	75	67	87	175	87	75	48	58	70

Capital Growth		
Period	Capital Growth % Houses	Capital Growth % Units
2017	-9.3%	-12.4%
2016	-11.1%	1.4%
2015	3.7%	-6.9%
2014	7%	15.7%



TT200/1/28 Harrison



---

## >> THANK YOU

Thank you for your interest in our RP Estimates. We appreciate your business and wish you luck with your future property transactions.

### Contact CoreLogic:

If you have any questions or concerns about the information in this report, please contact our customer care team.

Within Australia 1300 789 449

Outside Australia (+61) 7 3114 9999

Email us: [customercare@corelogic.com.au](mailto:customercare@corelogic.com.au)

## >> DISCLAIMERS

Whilst all reasonable effort is made to ensure the information in this publication is current, CoreLogic does not warrant the accuracy or completeness of the data and information contained in this publication and to the full extent not prohibited by law excludes all for any loss or damage arising in connection with the data and information contained in this publication.

The Appraisal Amount contained in the report may have been manually provided by the Agent; or may be based on an automated valuation model estimate provided by CoreLogic (**AVM Estimated Value**). AVM Estimated Values are current at the date of the publication only. It is computer generated and is not a professional appraisal of the subject property and should not be relied upon in lieu of appropriate professional advice. The accuracy of the methodology used to develop the AVM Estimated Value, the existence of the subject property, and the accuracy of the AVM Estimated Value and all rule sets provided are estimates based on available data and are not guaranteed or warranted. CoreLogic excludes all liability for any loss or damage arising in connection with the Appraisal Amount and/or AVM Estimated Value.

Based on information provided by and with the permission of the Western Australian Land Information Authority (2018) trading as Landgate.

# Portfolio Valuation

1

As At: 30 June 2019

Account Name: MR PAUL WILLIAM SHADWELL MRS LESLEY ANN SHADWELL <THE SH,  
 Account Code: D1228171

Code	Security Name	Call /Put	Strike Price \$	Expiry Date	SPC	Holding	Unit Cost \$	Net Cost \$	Price \$	Market Value \$	Market Value %	Gain /Loss \$
AKM	Aspire Mining Limited					420,538 ✓	0.027	11,415.46	0.02	6,728.61 ✓	2.714	-4,686.85
CETF	VanEck Vectors Chinaamc CSI 300 ETF					204 ✓	49.084	10,013.04	56.95 ✓	11,625.96 ✓	4.689	1,612.92
DJRE	SPDR DOW JONES GLOBAL REAL ESTATE FUND					698 ✓	21.485	14,996.22	22.66	15,816.68 ✓	6.380	820.46
GROW	Schroder Real Return Fund (Managed Fund)					4,091 ✓	3.666	14,998.15	3.74	15,300.34 ✓	6.172	302.19
IFRA	VANECK VECTORS FTSE GBL INFR (HDGD) ETF					1,260 ✓	17.919	22,577.86	21.43	27,001.80 ✓	10.892	4,423.94
NDQ	Betashares Nasdaq 100 ETF					570 ✓	17.556	10,006.80	18.92	10,784.40 ✓	4.350	777.60
QOZ	Betashares Ftse Rafi Australia 200 Etf					2,914 ✓	11.036	32,159.77	14.26	41,553.64 ✓	16.761	9,393.87
TECH	ETFS Morningstar Global Technology ETF					185 ✓	53.907	9,972.75	71.06	13,146.10 ✓	5.303	3,173.35
VGE	Vanguard Ftse Emerging Markets Shares Etf					166 ✓	60.458	10,035.96	68.00 ✓	11,288.00 ✓	4.553	1,252.04
VGS	Vanguard MSCI Index International Shares ETF					224 ✓	54.775	12,269.52	75.21	16,847.04 ✓	6.795	4,577.52
WDIV	SPDR S&P GLOBAL DIVIDEND FUND					469 ✓	17.481	8,198.46	19.10	8,957.90 ✓	3.613	759.44
ZYAU	ETFS S&P/Asx 300 High Yield Plus ETF					4,578 ✓	9.391	42,991.49	11.35	51,960.30 ✓	20.959	8,968.81
MBLCCMH	Macquarie CMA					16,904.49	1.000	16,904.49	1.00	16,904.49	6.819	
								<b>Total:</b>		<b>247,915.26 ✓</b>	<b>100.00</b>	<b>31,375.29</b>
								<b>Grand Total:</b>		<b>247,915.26</b>		<b>31,375.29</b>

77600 +  
78200

**Statement of Account**  
**HOME LOAN**
**Customer Enquiries** 13 33 30  
 (8am to 8pm (EST), Mon-Sat)

**Loan Acct Number** S611 0141399 00

**BSB/Acct ID No.** 116-911 014139900

**Statement Start Date** 01/07/2018


**Statement End Date** 28/10/2018

**Page** 1 of 2

**Loan Account**

PAUL WILLIAM SHADWELL &amp; LESLEY ANN SHADWELL ATF SHADWELL SUPERANNUATION FUND

**Account Summary as at 28 Oct 2018**

	<b>Opening Balance</b>		<b>Interest Charge for the Period</b>		<b>Total Debits excluding Interest</b>		<b>Total Credits</b>		<b>Closing Balance</b>
	383,730.80	+	\$6,528.46	+	48.00	-	6,576.46	=	383,730.80
			<b>Contract Term Remaining</b>				<b>Interest Offset Benefit for Statement Period</b>		<b>Annual Percentage Rate</b>
			24yrs 06mths				\$0.00		5.090%

**Repayment Details as at 28 Oct 2018**
**Monthly Repayment**  
 \$1,670.87

**Monthly Repayment Due Date**  
 due on the 28th

**Billor Code: 808220**  
**Ref: 116911014139900**

\*\*Please note: If your loan is currently at a fixed rate, then break costs may be payable if you make a prepayment (a payment exceeding your required repayment).\*\*

Please check all entries on this statement. Please inform the Bank promptly of any error or unauthorised transaction.

85500 / 1/28 HARR

Loan Acct Number S611 0141399 00

BSB/Acct ID No. 116-911 014139900

Statement Start Date 01/07/2018

Statement End Date 28/10/2018

Page 2 of 2

Phone Banking Plus

☎ 13 33 22

Transaction Details

Date	Transaction Description	Debit	Credit	Loan Balance
01 Jul 2018	Opening Balance Interest Rate 5.090% PA			383,730.80
27 Jul 2018	INTEREST	1,605.36		385,336.16
27 Jul 2018	ADMIN FEE	12.00		385,348.16
28 Jul 2018	OUTWARD D/E		1,617.36	383,730.80
27 Aug 2018	INTEREST	1,658.87		385,389.67
27 Aug 2018	ADMIN FEE	12.00		385,401.67
28 Aug 2018	OUTWARD D/E		1,670.87	383,730.80
27 Sep 2018	INTEREST	1,658.87		385,389.67
27 Sep 2018	ADMIN FEE	12.00		385,401.67
28 Sep 2018	OUTWARD D/E		1,670.87	383,730.80
27 Oct 2018	INTEREST	1,605.36		385,336.16
27 Oct 2018	ADMIN FEE	12.00		385,348.16
28 Oct 2018	OUTWARD D/E		1,617.36	383,730.80
28 Oct 2018	Closing Balance			383,730.80

Statement of Account  
**HOME LOAN**



Customer Enquiries 13 33 30  
 (8am to 8pm (EST), Mon-Sat)

Loan Acct Number S611 0141399 00

BSB/Acct ID No. 116-911 014139900

Statement Start Date 29/10/2018


Statement End Date 28/04/2019

Page 1 of 2

**Loan Account**

PAUL WILLIAM SHADWELL & LESLEY ANN SHADWELL ATF SHADWELL SUPERANNUATION FUND

Account Summary as at 28 Apr 2019

	<b>Opening Balance</b>		<b>Interest Charge for the Period</b>		<b>Total Debits excluding Interest</b>		<b>Total Credits</b>		<b>Closing Balance</b>
	383,730.80	+	\$9,739.18	+	72.00	-	9,811.18	=	383,730.80
			<b>Contract Term Remaining</b>				<b>Interest Offset Benefit for Statement Period</b>		<b>Annual Percentage Rate</b>
			24yrs 00mths				\$0.00		5.090%

Repayment Details as at 28 Apr 2019

Monthly Repayment  
 \$1,617.36

Monthly Repayment Due Date  
 due on the 28th



Billers Code: 808220  
 Ref: 116911014139900

\*\*Please note: If your loan is currently at a fixed rate, then break costs may be payable if you make a prepayment (a payment exceeding your required repayment).\*\*

Please check all entries on this statement. Please inform the Bank promptly of any error or unauthorised transaction.



85500 / 1/28HAER

Loan Acct Number S611 0141399 00

BSB/Acct ID No. 116-911 014139900

Statement Start Date 29/10/2018

Statement End Date 28/04/2019

Page 2 of 2

**Phone Banking Plus**

**☎ 13 33 22**

**Transaction Details**

Date	Transaction Description	Debit	Credit	Loan Balance
29 Oct 2018	Opening Balance Interest Rate 5.090% PA			383,730.80
27 Nov 2018	INTEREST	1,658.87		385,389.67
27 Nov 2018	ADMIN FEE	12.00		385,401.67
28 Nov 2018	OUTWARD D/E		1,670.87	383,730.80
27 Dec 2018	INTEREST	1,605.36		385,336.16
27 Dec 2018	ADMIN FEE	12.00		385,348.16
28 Dec 2018	OUTWARD D/E		1,617.36	383,730.80
27 Jan 2019	INTEREST	1,658.87		385,389.67
27 Jan 2019	ADMIN FEE	12.00		385,401.67
28 Jan 2019	OUTWARD D/E		1,670.87	383,730.80
27 Feb 2019	INTEREST	1,658.87		385,389.67
27 Feb 2019	ADMIN FEE	12.00		385,401.67
28 Feb 2019	OUTWARD D/E		1,670.87	383,730.80
27 Mar 2019	INTEREST	1,498.34		385,229.14
27 Mar 2019	ADMIN FEE	12.00		385,241.14
28 Mar 2019	OUTWARD D/E		1,510.34	383,730.80
27 Apr 2019	INTEREST	1,658.87		385,389.67
27 Apr 2019	ADMIN FEE	12.00		385,401.67
28 Apr 2019	OUTWARD D/E		1,670.87	383,730.80
28 Apr 2019	Closing Balance			383,730.80

**Statement of Account**  
**HOME LOAN**

**Customer Enquiries** 13 33 30  
(8am to 8pm (EST), Mon-Sat)

**Loan Acct Number** S611 0141399 00

**BSB/Acct ID No.** 116-911 014139900

**Statement Start Date** 29/04/2019

**Statement End Date** 30/06/2019

**Page** 1 of 2

**Loan Account**

PAUL WILLIAM SHADWELL & LESLEY ANN SHADWELL ATF SHADWELL SUPERANNUATION FUND

**Account Summary as at 30 Jun 2019**



<b>Opening Balance</b> 383,730.80	+	<b>Interest Charge for the Period</b> \$3,307.76	+	<b>Total Debits excluding Interest</b> 24.00	-	<b>Total Credits</b> 4,304.36	=	<b>Closing Balance</b> 382,758.20
		<b>Contract Term Remaining</b> 23yrs 10mths		<b>Forecasted Term</b> 22yrs 11mths		<b>Interest Offset Benefit for Statement Period</b> \$0.00		<b>Annual Percentage Rate</b> 6.470%

**Repayment Details as at 30 Jun 2019**

**Monthly Repayment**  
\$2,687.00

**Monthly Repayment Due Date**  
due on the 28th

INTEREST CHARGED FOR FINANCIAL YEAR END 30/06/2019 IS \$19,575.40.



**Billers Code: 808220**  
**Ref: 116911014139900**

**\*\*Please note: If your loan is currently at a fixed rate, then break costs may be payable if you make a prepayment (a payment exceeding your required repayment).\*\***

Please check all entries on this statement. Please inform the Bank promptly of any error or unauthorised transaction.

85500 / 1/28 HARR

Loan Acct Number S611 0141399 00

BSB/Acct ID No. 116-911 014139900

Statement Start Date 29/04/2019

Statement End Date 30/06/2019

Page 2 of 2

**Phone Banking Plus**  
☎ 13 33 22

**Transaction Details**

Date	Transaction Description	Debit	Credit	Loan Balance
29 Apr 2019	<i>Opening Balance</i> Interest Rate 5.090% PA			383,730.80
27 May 2019	INTEREST	1,605.36		385,336.16
27 May 2019	ADMIN FEE	12.00		385,348.16
28 May 2019	OUTWARD D/E		1,617.36	383,730.80
25 Jun 2019	INTEREST RATE CHANGE TO 6.47% PA			383,730.80
27 Jun 2019	INTEREST	1,702.40		385,433.20
27 Jun 2019	ADMIN FEE	12.00		385,445.20
28 Jun 2019	OUTWARD D/E		2,687.00	382,758.20
30 Jun 2019	<i>Closing Balance</i>			382,758.20



**Australian Government**  
**Australian Taxation Office**

**Agent** 4YOU ACCOUNTING & TAXATION  
**Client** SHADWELL SUPERANNUATION  
FUND  
**ABN** 54 263 070 307  
**TFN** 879 365 725

## Income tax 551

<b>Date generated</b>	03/10/2019
<b>Overdue</b>	\$0.00
<b>Not yet due</b>	\$0.00
<b>Balance</b>	\$0.00

## Transactions

13 results found - from **03 October 2016** to **03 October 2019** sorted by **processed date** ordered **oldest to newest**

Processed date	Effective date	Description	Debit (DR)	Credit (CR)	Balance
14 Jun 2017	30 Jun 2017	Tax return Self Man Superfund - Income Tax for the period from 01 Jul 15 to 30 Jun 16	\$634.90		\$634.90 DR
1 Jul 2017	1 Jul 2017	General interest charge (GIC) calculated from 01 Jul 16 to 30 Jun 17	\$0.15		\$635.05 DR
1 Jul 2017	1 Jul 2017	Remission of general interest charge (GIC)		\$0.15	\$634.90 DR
26 Jul 2017	25 Jul 2017	Payment received		\$634.90	\$0.00
26 Jul 2017	26 Jul 2017	General interest charge (GIC) calculated from 01 Jul 17 to 25 Jul 17	\$3.65		\$3.65 DR
26 Jul 2017	26 Jul 2017	Remission of general interest charge (GIC)		\$3.65	\$0.00
24 Apr 2018	2 Jul 2018	Tax return Self Man Superfund - Income Tax for the period from 01 Jul 16 to 30 Jun 17	\$1,004.60 \$259 ATO levy		\$1,004.60 DR
24 Apr 2018	2 Jul 2018	Interest on No-TFN tax offset for the period from 01 Jul 16 to 30 Jun 17		\$12.65	\$991.95 DR
31 Jul 2018	30 Jul 2018	Payment received		\$991.95	\$0.00

Processed date	Effective date	Description	Debit (DR)	Credit (CR)	Balance
31 Jul 2018	31 Jul 2018	General interest charge (GIC) calculated from 01 Jul 18 to 30 Jul 18	\$6.84		\$6.84 DR
31 Jul 2018	31 Jul 2018	Remission of general interest charge (GIC)		\$6.84	\$0.00
2 May 2019	1 May 2019	Payment received		\$348.65	\$348.65 CR
15 May 2019	15 May 2019	Tax return Self Man Superfund - Income Tax for the period from 01 Jul 17 to 30 Jun 18	\$348.65		\$0.00

↓  
 \$259 ATO levy



**Australian Government**  
**Australian Taxation Office**

**Agent** 4YOU ACCOUNTING & TAXATION  
**Client** SHADWELL SUPERANNUATION  
FUND  
**ABN** 54 263 070 307  
**TFN** 879 365 725

## Activity statement 001

<b>Date generated</b>	03/10/2019
<b>Overdue</b>	\$0.00
<b>Not yet due</b>	\$0.00
<b>Balance</b>	\$0.00

## Transactions

25 results found - from **03 October 2017** to **03 October 2019** sorted by **processed date** ordered **oldest to newest**

Processed date	Effective date	Description	Debit (DR)	Credit (CR)	Balance
9 Sep 2018	30 Jul 2018	Self assessed amount(s) for the period ended 30 Jun 18 - pay as you go income tax instalment	\$193.00		\$193.00 DR
29 Sep 2018	24 Aug 2018	Amended general interest charge calculated from 01 Jul 18 to 24 Aug 18	\$1.23		\$194.23 DR
29 Sep 2018	25 Aug 2018	Remission of general interest charge		\$1.23	\$193.00 DR
29 Sep 2018	28 Sep 2018	General interest charge calculated from 25 Aug 18 to 28 Sep 18	\$1.66		\$194.66 DR
29 Sep 2018	29 Sep 2018	Remission of general interest charge		\$1.66	\$193.00 DR
27 Oct 2018	26 Oct 2018	General interest charge calculated from 29 Sep 18 to 26 Oct 18	\$1.32		\$194.32 DR
27 Oct 2018	27 Oct 2018	Remission of general interest charge		\$1.32	\$193.00 DR
4 Nov 2018	29 Oct 2018	Self assessed amount(s) for the period ended 30 Sep 18 - pay as you go income tax instalment	\$197.00		\$390.00 DR

Processed date	Effective date	Description	Debit (DR)	Credit (CR)	Balance
24 Nov 2018	23 Nov 2018	General interest charge calculated from 27 Oct 18 to 23 Nov 18	\$2.58		\$392.58 DR
24 Nov 2018	24 Nov 2018	Remission of general interest charge		\$2.58	\$390.00 DR
5 Jan 2019	4 Jan 2019	General interest charge calculated from 24 Nov 18 to 04 Jan 19	\$4.03		\$394.03 DR
5 Jan 2019	5 Jan 2019	Remission of general interest charge		\$4.03	\$390.00 DR
26 Jan 2019	25 Jan 2019	General interest charge calculated from 05 Jan 19 to 25 Jan 19	\$2.01		\$392.01 DR
26 Jan 2019	26 Jan 2019	Remission of general interest charge		\$2.01	\$390.00 DR
23 Feb 2019	22 Feb 2019	General interest charge calculated from 26 Jan 19 to 22 Feb 19	\$2.68		\$392.68 DR
23 Feb 2019	23 Feb 2019	Remission of general interest charge		\$2.68	\$390.00 DR
3 Mar 2019	28 Feb 2019	Self assessed amount(s) for the period ended 31 Dec 18 - pay as you go income tax instalment	\$197.00		\$587.00 DR
1 Apr 2019	31 Mar 2019	General interest charge calculated from 23 Feb 19 to 31 Mar 19	\$5.09		\$592.09 DR
1 Apr 2019	1 Apr 2019	Remission of general interest charge		\$5.09	\$587.00 DR
27 Apr 2019	26 Apr 2019	General interest charge calculated from 01 Apr 19 to 26 Apr 19	\$3.75		\$590.75 DR
27 Apr 2019	27 Apr 2019	Remission of general interest charge		\$3.75	\$587.00 DR
2 May 2019	1 May 2019	Payment received		\$784.00	\$197.00 CR
5 May 2019	29 Apr 2019	Self assessed amount(s) for the period ended 31 Mar 19 - pay as you go income tax instalment	\$197.00		\$0.00

Processed date	Effective date	Description	Debit (DR)	Credit (CR)	Balance
25 May 2019	24 May 2019	General interest charge calculated from 27 Apr 19 to 24 May 19	\$0.66		\$0.66 DR
25 May 2019	25 May 2019	Remission of general interest charge		\$0.66	\$0.00



85000



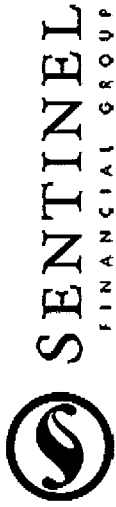
**Australian Government**  
**Australian Taxation Office**

## PAYG Instalments report 2019

**Tax Agent** 24956526  
**Last Updated** 28/09/2019

<b>TFN</b>	<b>Client Name</b>	<b>Quarter 1 (\$)</b>	<b>Quarter 2 (\$)</b>	<b>Quarter 3 (\$)</b>	<b>Quarter 4 (\$)</b>	<b>Total Instalment (\$)</b>
879365725	SHADWELL SUPERANNUATION FUND	197.00	197.00	197.00	Not Applicable	591.00

**Total No of Clients: 1**



## Tax Pack

Account Code: D1228171

Account Name: MR PAUL WILLIAM SHADWELL MRS LESLEY ANN SHADWELL <THE SHADWELL S/F A/C>

Taxation Period: 1 July 2018 to 30 June 2019

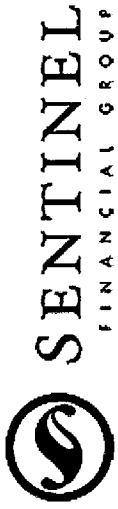
**Please Note:**

Stocks denoted with an \* are stocks which are outside of Sentinel's investment management.

If you have provided Sentinel with a cost base for these stocks then this cost base will be displayed in the relevant Realised or Unrealised Gains Tax report.

If you have not provided Sentinel with a cost base for these stocks then only the sale proceeds (for stocks sold) or the closing market price (for open positions) will be displayed.

**Please Note:**  
The attached reports relate specifically to your portfolio investment transactions and may not include all taxable items relating to your portfolio. These reports do not constitute taxation advice, nor should they be solely relied upon in the preparation of your tax returns. Sentinel urges you to seek advice from taxation professionals when dealing with your taxation matters. Sentinel takes all care in compiling these reports but can accept no responsibility for any errors or omissions.



## Taxation Summary

- 1 Portfolio Valuation
- 2 Realised Capital Gains Report
- 3 Portfolio Income Report
- 4 Portfolio Expenses Report

**Please Note:**  
The attached reports relate specifically to your portfolio investment transactions and may not include all taxable items relating to your portfolio. These reports do not constitute taxation advice, nor should they be solely relied upon in the preparation of your tax returns. Sentinel urges you to seek advice from taxation professionals when dealing with your taxation matters. Sentinel takes all care in compiling these reports but can accept no responsibility for any errors or omissions.

# Portfolio Valuation

As At: 30 June 2019

Account Name: MR PAUL WILLIAM SHADWELL MRS LESLEY ANN SHADWELL <THE SH/  
 Account Code: D1228171

Code	Security Name	Call /Put	Strike Price \$	Expiry Date	SPC	Holding	Unit Cost \$	Net Cost \$	Price \$	Market Value \$	Market Value %	Gain /Loss \$	
AKM	Aspire Mining Limited					420,538	0.027	11,415.46	0.02	6,728.61	2.714	-4,686.85	
CETF	VanEck Vectors Chinaamc CSI 300 ETF					204	49,084	10,013.04	56.99	11,625.96	4.689	1,612.92	
DJRE	SPDR DOW JONES GLOBAL REAL ESTATE FUND					698	21,485	14,996.22	22.66	15,816.68	6.380	820.46	
GROW	Schroder Real Return Fund (Managed Fund)					4,091	3,666	14,998.15	3.74	15,300.34	6.172	302.19	
IFRA	VANECK VECTORS FTSE GBL INFR (HDGD) ETF					1,260	17,919	22,577.86	21.43	27,001.80	10.892	4,423.94	
NDQ	Betashares Nasdaq 100 ETF					570	17,556	10,006.80	18.92	10,784.40	4.350	777.60	
QOZ	Betashares Fise Rafi Australia 200 Etf					2,914	11,036	32,159.77	14.26	41,553.64	16.761	9,393.87	
TECH	ETFs Morningstar Global Technology ETF					185	53,907	9,972.75	71.06	13,146.10	5.303	3,173.35	
VGE	Vanguard Fise Emerging Markets Shares Etf					166	60,458	10,035.96	68.00	11,288.00	4.553	1,252.04	
VGS	Vanguard MSCI Index International Shares ETF					224	54,775	12,269.52	75.21	16,847.04	6.795	4,577.52	
WDIV	SPDR S&P GLOBAL DIVIDEND FUND					469	17,481	8,198.46	19.10	8,957.90	3.613	759.44	
ZYAU	ETFs S&P/Asx 300 High Yield Plus ETF					4,578	9,391	42,991.49	11.35	51,960.30	20.959	8,968.81	
MBLCCMH	Macquarie CMA					16,904.49	1,000	16,904.49	1.00	16,904.49	6.819		
								<b>Total:</b>		<b>216,539.97</b>	<b>247,915.26</b>	<b>100.00</b>	<b>31,375.29</b>
								<b>Grand Total:</b>		<b>216,539.97</b>	<b>247,915.26</b>		<b>31,375.29</b>

77600 +  
78200

# Capital Gains Tax - Realised

From 1 July 2018 Through 30 June 2019

MR PAUL WILLIAM SHADWELL MRS LESLEY ANN SHADWELL <THE SHADWELL S/F A/C>  
D1228171

Account Name:  
Account Code:

Sale Date	Purchase Tax Date	Purchase Trade Date	Movement Quantity	Actual Cost	Sale Proceeds	Total Gain	Cost Base	Reduced Cost Base	Indexed Cost Base	Discounted Gain	Indexed Gain	CGT Gain	CGT Loss
<b>AEG Absolute Equity Perf - Ordinary Fully Paid</b>													
20 Mar 2019	05 Jul 2016	05 Jul 2016	12,008	14,355.52	11,341.6000		14,355.52	14,355.52					3,013.92
Total for Product:													
<b>QOZ Betasharesraffaus - Exchange Traded Fund Units Fully Paid</b>													
19 Oct 2018	05 Jul 2016	05 Jul 2016	1,163	12,835.22	15,006.4800	2,171.26	12,835.22	12,835.22		1,447.51		1,447.51	
Total for Product:													
Grand Total:													
13,171 27,190.74 26,348.08 2,171.26 27,190.74 27,190.74 1,447.51 1,447.51 3,013.92													

# Portfolio Income Report

3

From 1 July 2018 through 30 June 2019

Account Name: MR PAUL WILLIAM SHADWELL MRS LESLEY ANN SHADWELL <THE SH,  
 Account Code: D1228171

Transaction Date	Settlement Date	Income Received	Interest	Other Income	Gross Franked Dividend	Imputation Credit	Unfranked Dividend	Discount Capital Gain	Non-Disc Capital Gain	CGT Conc.	Tax Free	Tax Deferred	Return Of Capital	TFN Amnts. Deduct.	Resident W/Holding Tax	Non Resident Tax
<b>ABSOLUTE EQUITY PERF (AEG.ASX)</b>																
18 Sep 2018	19 Oct 2018	300.20			428.86	128.66										
20 Mar 2019	23 Apr 2019	240.16			343.09	102.93										
<b>Total</b>		<b>540.36</b>			<b>771.95</b>	<b>231.59</b>										
<b>VANECK CHINA ASHARE - EXCHANGE TRADED FUND CDIS 1:1 (CETF.AXW)</b>																
21 Dec 2018	21 Jan 2019	687.18														121.27
<b>Total</b>		<b>687.18</b>														<b>121.27</b>
<b>SPDR DJ GLOBAL REIT - EXCHANGE TRADED FUND UNITS FULLY PAID (DJRE.AXW)</b>																
27 Jun 2019	11 Jul 2019	267.86			1.83	0.55	266.57									
28 Dec 2018	11 Jan 2019	280.26			0.53	0.16	279.89									
<b>Total</b>		<b>548.12</b>			<b>2.36</b>	<b>0.71</b>	<b>546.46</b>									
<b>SCH REAL RETURN FUND - TRADING MANAGED FUND UNITS FULLY PAID (GROW.AXW)</b>																
02 Jan 2019	14 Jan 2019	248.78					248.78									
01 Jul 2019	11 Jul 2019	259.43					259.43									
<b>Total</b>		<b>508.21</b>					<b>508.21</b>									
<b>VANECKINFRASTRUCTURE - EXCHANGE TRADED FUND UNITS FULLY PAID (IFRA.AXW)</b>																
01 Oct 2018	16 Oct 2018	226.80			6.48	1.94	222.26									
02 Jan 2019	17 Jan 2019	214.20			6.12	1.84	209.92									
01 Apr 2019	16 Apr 2019	226.80					226.80									
01 Jul 2019	22 Jul 2019	203.49														
<b>Total</b>		<b>871.29</b>			<b>12.60</b>	<b>3.78</b>	<b>658.98</b>									<b>35.91</b>
<b>MACQUARIE CMA (MBLCCMH.CASH)</b>																
03 Jul 2018	03 Jul 2018	4.25	4.25													
31 Jul 2018	31 Jul 2018	20.54	20.54													
02 Aug 2018	02 Aug 2018	5.00	5.00													
31 Aug 2018	31 Aug 2018	23.52	23.52													

Portfolio Income Report

From 1 July 2018 through 30 June 2019

Account Code: D1228171

Transaction Date	Settlement Date	Income Received	Interest	Other Income	Gross Franked Dividend	Imputation Credit	Unfranked Dividend	Discount Capital Gain	Non-Disc Capital Gain	CGT Conc.	Tax Free	Tax Deferred	Return Of Capital	TFN Amnts. Deduct.	Resident W/Holding Tax	Non Resident Tax
04 Sep 2018	04 Sep 2018	5.56	5.56													
28 Sep 2018	28 Sep 2018	22.75	22.75													
02 Oct 2018	02 Oct 2018	5.38	5.38													
31 Oct 2018	31 Oct 2018	19.34	19.34													
02 Nov 2018	02 Nov 2018	4.77	4.77													
30 Nov 2018	30 Nov 2018	8.01	8.01													
04 Dec 2018	04 Dec 2018	2.56	2.56													
31 Dec 2018	31 Dec 2018	8.13	8.13													
03 Jan 2019	03 Jan 2019	2.63	2.63													
31 Jan 2019	31 Jan 2019	10.09	10.09													
04 Feb 2019	04 Feb 2019	3.00	3.00													
28 Feb 2019	28 Feb 2019	10.89	10.89													
04 Mar 2019	04 Mar 2019	3.05	3.05													
29 Mar 2019	29 Mar 2019	12.00	12.00													
02 Apr 2019	02 Apr 2019	3.36	3.36													
30 Apr 2019	30 Apr 2019	12.18	12.18													
02 May 2019	02 May 2019	3.35	3.35													
31 May 2019	31 May 2019	13.13	13.13													
04 Jun 2019	04 Jun 2019	3.59	3.59													
28 Jun 2019	28 Jun 2019	10.77	10.77													
<b>Total</b>		<b>217.85</b>	<b>217.85</b>													
<b>BETASHARESASDAQ100 - EXCHANGE TRADED FUND UNITS FULLY PAID (NDQ.AXW)</b>																
02 Jan 2019	17 Jan 2019	18.64												18.64		
01 Jul 2019	16 Jul 2019	249.84												249.84		
<b>Total</b>		<b>268.48</b>												<b>268.48</b>		
<b>BETASHARESRAFAIUS - EXCHANGE TRADED FUND UNITS FULLY PAID (QOZ.AXW)</b>																
02 Jan 2019	17 Jan 2019	1,145.25			1,424.52	427.36	148.08									
01 Jul 2019	16 Jul 2019	1,474.47			1,355.03	406.51	525.94									
<b>Total</b>		<b>2,619.72</b>			<b>2,779.55</b>	<b>833.87</b>	<b>674.02</b>									
<b>ETFGLOBALTECH - EXCHANGE TRADED FUND UNITS FULLY PAID (TECH.AXW)</b>																
31 Dec 2018	16 Jan 2019	38.85			3.55	1.06	36.37									
28 Jun 2019	15 Jul 2019	1,125.94			2.29	0.69	1,124.34									
<b>Total</b>		<b>1,164.79</b>			<b>5.84</b>	<b>1.75</b>	<b>1,160.71</b>									

Portfolio Income Report

From 1 July 2018 through 30 June 2019

Account Code: D1228171

Transaction Date	Settlement Date	Income Received	Interest	Other Income	Gross Franked Dividend	Imputation Credit	Unfranked Dividend	Discount Capital Gain	Non-Disc Capital Gain	CGT Conc.	Tax Free	Tax Deferred	Return Of Capital	TFN Amnts. Deduct.	Resident W/Holding Tax	Non Resident Tax
<b>VNGD EMERGING MKTS - EXCHANGE TRADED FUND UNITS FULLY PAID (VGE.AXW)</b>																
02 Jan 2019	17 Jan 2019	53.02					53.02									
01 Apr 2019	16 Apr 2019	25.30					25.30									
01 Jul 2019	16 Jul 2019	59.94					59.94									
<b>Total</b>		<b>138.26</b>					<b>138.26</b>									
<b>VNGD INTL SHARES - EXCHANGE TRADED FUND UNITS FULLY PAID (VGS.AXW)</b>																
01 Oct 2018	16 Oct 2018	67.99					67.99									
02 Jan 2019	17 Jan 2019	87.42					87.42									
01 Apr 2019	16 Apr 2019	108.44					108.44									
01 Jul 2019	16 Jul 2019	163.45					163.45									
<b>Total</b>		<b>427.30</b>					<b>427.30</b>									
<b>SPDR GLOBAL DIVIDEND - EXCHANGE TRADED FUND UNITS FULLY PAID (WDIV.AXW)</b>																
28 Dec 2018	11 Jan 2019	117.03			1.31	0.39	116.12									
27 Jun 2019	11 Jul 2019	333.50			3.36	1.01	331.15									
<b>Total</b>		<b>450.53</b>			<b>4.67</b>	<b>1.40</b>	<b>447.27</b>									
<b>ETFS ASX300 YIELD - EXCHANGE TRADED FUND UNITS FULLY PAID (ZYAU.AXW)</b>																
28 Sep 2018	15 Oct 2018	715.53			834.15	250.24	131.63									
31 Dec 2018	16 Jan 2019	813.00			731.91	219.57	300.66									
29 Mar 2019	15 Apr 2019	585.65			686.71	206.01	104.95									
28 Jun 2019	15 Jul 2019	584.12			411.51	123.45	296.06									
<b>Total</b>		<b>2,698.30</b>			<b>2,664.28</b>	<b>799.27</b>	<b>833.30</b>									
<b>TOTAL PORTFOLIO</b>		<b>11,140.39</b>	<b>217.85</b>		<b>6,241.25</b>	<b>1,872.37</b>	<b>5,662.99</b>									<b>157.18</b>



Foreign Income

Income	Tax Credits													
	Transaction Date	Settlement Date	Income Received	Interest	Dividend	Other	Modified Passive Income	Discounted Capital Gain	Discounted Capital Gain	Non-Discounted Capital Gain	Interest FTC	Dividend FTC	Other FTC	Modified Passive Income FTC
<b>VANECK CHINA ASHARE - EXCHANGE TRADED FUND CDIS 1:1 (CETF.AXW)</b>														
	21 Dec 2018	21 Jan 2019	687.18		808.45									
			687.18		808.45									
<b>VANECKINFRASTRUCTURE - EXCHANGE TRADED FUND UNITS FULLY PAID (IFRA.AXW)</b>														
	01 Jul 2019	22 Jul 2019	203.49		239.40									
			203.49		239.40									
<b>TOTAL PORTFOLIO</b>			890.67		1,047.85									

# Investment Expenses Paid

From 1 July 2018 Through 30 June 2019

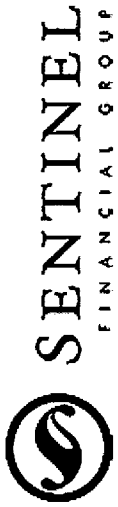
MR PAUL WILLIAM SHADWELL MRS LESLEY ANN SHADWELL <THE SH,  
D1228171

Account Name:  
Account Code:

Date	Position	Description	Amount Paid	GST
<b>Expenses</b>				
<b>Client Fee</b> (Client Fee amounts include GST)				
06 Jul 2018	Macquarie CMA	CLIENT FEE JUN 2018 SE	-45.84	
07 Aug 2018	Macquarie CMA	CLIENT FEE JUL 2018 SE	-45.84	
14 Sep 2018	Macquarie CMA	CLIENT FEE AUG 2018 SE	-45.84	
08 Oct 2018	Macquarie CMA	CLIENT FEE SEP 2018 SE	-45.84	
26 Nov 2018	Macquarie CMA	CLIENT FEE OCT 2018 SE	-45.84	
14 Dec 2018	Macquarie CMA	SENTINEL R&A NOV 18	-45.84	
14 Jan 2019	Macquarie CMA	CLIENT FEE DEC 2018 SE	-45.84	
08 Feb 2019	Macquarie CMA	SENTINEL R+A FEE JAN19	-45.84	
11 Mar 2019	Macquarie CMA	SENTINEL R+A FEE FEB19	-45.84	
15 Apr 2019	Macquarie CMA	SENTINEL R+A FEE MAR19	-45.84	
10 May 2019	Macquarie CMA	SENTINEL R+A FEE APR19	-45.84	
14 Jun 2019	Macquarie CMA	SENTINEL R+A FEE MAY19	-45.84	

**Total Expenses: -550.08**

**Grand Total: -550.08**



## Supplementary Information

- i Capital Transactions Report
- ii Cash Transactions Report
- iii Unrealised Capital Gains Report

**Please Note:**

The attached reports relate specifically to your portfolio investment transactions and may not include all taxable items relating to your portfolio. These reports do not constitute taxation advice, nor should they be solely relied upon in the preparation of your tax returns. Sentinel urges you to seek advice from taxation professionals when dealing with your taxation matters. Sentinel takes all care in compiling these reports but can accept no responsibility for any errors or omissions.

# Capital Transaction

From 1 July 2018 Through 30 June 2019

MR PAUL WILLIAM SHADWELL MRS LESLEY ANN SHADWELL <THE SH  
D1228171

Account Name:  
Account Code:

Code	Description	TradeDate	SettleDate	Quantity	Unit Price	Gross Amount	Brokerage	GST	Net Amount
<b>PURCHASES</b>									
AKM	Purchase: 420538@3 Aspire Mining Limited (AKM)	20 Mar 2019	22 Mar 2019	420,538.00	0.0271	11,349.46	60.00	6.00	11,415.46
CETF	Purchase: 204@4876 Vaneck Vectors Chinaamc CSI 300 ETF (Synthetic) (CETF)	19 Oct 2018	23 Oct 2018	204.00	49.0835	9,947.04	60.00	6.00	10,013.04
NDQ	Purchase: 570@1744 Betashares Nasdaq 100 ETF (NDQ)	19 Oct 2018	23 Oct 2018	570.00	17.5558	9,940.80	60.00	6.00	10,006.80
VGE	Purchase: 166@6006 Vanguard Ftse Emerging Markets Shares Etf (VGE)	19 Oct 2018	23 Oct 2018	166.00	60.4576	9,969.96	60.00	6.00	10,035.96
<b>Total Purchases:</b>						<b>41,207.26</b>	<b>240.00</b>	<b>24.00</b>	<b>41,471.26</b>
<b>SALES</b>									
AEG	Sale: 12008@95 Absolute Equity Performance Fund Limited (AEG)	20 Mar 2019	22 Mar 2019	12,008.00	(0.9445)	(11,407.60)	60.00	6.00	(11,341.60)
QOZ	Sale: 1163@1296 Betashares Ftse Rafi Australia 200 Etf (QOZ)	19 Oct 2018	23 Oct 2018	1,163.00	(12.9033)	(15,072.48)	60.00	6.00	(15,006.48)
<b>Total Sales:</b>						<b>(26,480.08)</b>	<b>120.00</b>	<b>12.00</b>	<b>(26,348.08)</b>
<b>Grand Total:</b>						<b>14,727.18</b>	<b>360.00</b>	<b>36.00</b>	<b>15,123.18</b>

# Cash Transaction Summary

From 1 July 2018 Through 30 June 2019

ii

Account Name:  
Account Code:

MR PAUL WILLIAM SHADWELL MRS LESLEY ANN SHADWELL <THE SHADWELL S/F A/C>  
D1228171

964066765 (Macq Cash) - PAUL WILLIAM SHADWELL & LESLEY ANN SHADWELL ATF SHADWELL SUPERANNUATION FUND  
Macquarie CMA (MBLCCMH.CASH)

	01 Jul 2018	20,699.33
<b>Opening Balance</b>		
<b>Client Fee</b>		
CLIENT FEE JUN 2018 SE	06 Jul 2018	-45.84
CLIENT FEE JUL 2018 SE	07 Aug 2018	-45.84
CLIENT FEE AUG 2018 SE	14 Sep 2018	-45.84
CLIENT FEE SEP 2018 SE	08 Oct 2018	-45.84
CLIENT FEE OCT 2018 SE	26 Nov 2018	-45.84
SENTINEL R&A NOV '18	14 Dec 2018	-45.84
CLIENT FEE DEC 2018 SE	14 Jan 2019	-45.84
SENTINEL R+A FEE JAN19	08 Feb 2019	-45.84
SENTINEL R+A FEE FEB19	11 Mar 2019	-45.84
SENTINEL R+A FEE MAR19	15 Apr 2019	-45.84
SENTINEL R+A FEE APR19	10 May 2019	-45.84
SENTINEL R+A FEE MAY19	14 Jun 2019	-45.84
	<b>Total Client Fee:</b>	<b>-550.08</b>
<b>Deposit</b>		
TECH ETFS DIST JUL18/00801234	16 Jul 2018	673.36
ZYAU ETFS DIST JUL18/00800931	16 Jul 2018	1,168.13
VGS PAYMENT JUL18/00807577	17 Jul 2018	203.52
ZYAU ETFS DIST OCT18/00801058	15 Oct 2018	715.53
S QOZ 1163 52032250	23 Oct 2018	15,006.48
S AEG 12008 60669514	22 Mar 2019	11,341.60
	<b>Total Deposit:</b>	<b>29,108.62</b>
<b>Distribution Effect</b>		
REBATE OF ADVISER COMMISSION	03 Jul 2018	4.25
WDIV DST 001217261919	11 Jul 2018	523.71
DJRE SDT 001217268610	11 Jul 2018	324.91
GROW DST 001217426875	12 Jul 2018	256.13
QOZ DST JUN 001217413850	17 Jul 2018	2,192.14
IFRA DIV 001217505309	24 Jul 2018	239.40
MACQUARIE CMA INTEREST PAID	31 Jul 2018	20.54
REBATE OF ADVISER COMMISSION	02 Aug 2018	5.00
MACQUARIE CMA INTEREST PAID	31 Aug 2018	23.52
REBATE OF ADVISER COMMISSION	04 Sep 2018	5.56

Cash Transaction Summary

From 1 Jul 2018 Through 30 Jun 2019

Account Code:D1228171

MACQUARIE CMA INTEREST PAID	28 Sep 2018	22.75
REBATE OF ADVISER COMMISSION	02 Oct 2018	5.38
IFRA DIV 001222635569	16 Oct 2018	226.80
VGS PAYMENT OCT18/00808189	16 Oct 2018	67.99
ABSOLUTE EQUITY S00098408584	19 Oct 2018	300.20
MACQUARIE CMA INTEREST PAID	31 Oct 2018	19.34
REBATE OF ADVISER COMMISSION	02 Nov 2018	4.77
MACQUARIE CMA INTEREST PAID	30 Nov 2018	8.01
REBATE OF ADVISER COMMISSION	04 Dec 2018	2.56
MACQUARIE CMA INTEREST PAID	31 Dec 2018	8.13
REBATE OF ADVISER COMMISSION	03 Jan 2019	2.63
WDIV DST 001223959199	11 Jan 2019	117.03
DJRE DST 001223922745	11 Jan 2019	280.26
GROW DST 001224073046	14 Jan 2019	248.78
ZYAU ETFS DIST JAN19/00801114	16 Jan 2019	813.00
TECH ETFS DIST JAN19/00801533	16 Jan 2019	38.85
NDQ DST DEC 001224039207	17 Jan 2019	18.64
QOZ DST DEC 001224048596	17 Jan 2019	1,145.25
IFRA DIV 001224067420	17 Jan 2019	214.20
VGE PAYMENT JAN19/00803481	17 Jan 2019	53.02
VGS PAYMENT JAN19/00808784	17 Jan 2019	87.42
CETF DIV 001224216171	21 Jan 2019	565.95
MACQUARIE CMA INTEREST PAID	31 Jan 2019	10.09
REBATE OF ADVISER COMMISSION	04 Feb 2019	3.00
MACQUARIE CMA INTEREST PAID	28 Feb 2019	10.89
REBATE OF ADVISER COMMISSION	04 Mar 2019	3.05
MACQUARIE CMA INTEREST PAID	29 Mar 2019	12.00
REBATE OF ADVISER COMMISSION	02 Apr 2019	3.36
ZYAU ETFS DIST APR19/00801158	15 Apr 2019	585.65
IFRA DIV 001228908001	16 Apr 2019	226.80
VGE PAYMENT APR19/00803608	16 Apr 2019	25.30
VGS PAYMENT APR19/00809008	16 Apr 2019	108.44
ABSOLUTE EQUITY S00098408584	23 Apr 2019	240.16
MACQUARIE CMA INTEREST PAID	30 Apr 2019	12.18
REBATE OF ADVISER COMMISSION	02 May 2019	3.35
MACQUARIE CMA INTEREST PAID	31 May 2019	13.13
REBATE OF ADVISER COMMISSION	04 Jun 2019	3.59
MACQUARIE CMA INTEREST PAID	28 Jun 2019	10.77
	<b>Total Distribution Effect:</b>	<b>9,117.88</b>
B VGE 166 52032308	23 Oct 2018	-7,474.95
B NDQ 570 52032223	23 Oct 2018	-10,006.80
B VGE 166 52032308	23 Oct 2018	-2,561.01
B CETF 204 52032150	23 Oct 2018	-10,013.04
B AKM 420538 60669517	22 Mar 2019	-11,415.46
<b>Transfer Out</b>		

Total Transfer Out: -41,471.26

Total: -3,794.84

16,904.49

30 Jun 2019

Closing Balance





# Capital Gains Tax - Unrealised

iii

As At: 30 June 2019

Account Name:  
Account Code:

MR PAUL WILLIAM SHADWELL MRS LESLEY ANN SHADWELL <THE SHADWELL S/F A/C>  
D1228171

Capital Gains Tax - Unrealised  
As at: 30 Jun 2019

Account Code: D1228171

Tax Date	Trans. Date	Quantity	Actual Cost	Market Value	Total Gain	Cost Base	Reduced Cost Base	Indexed Cost Base	Discounted Gain	Indexed Gain	CGT Gain	CGT Loss
<b>AKM - ASPIRE MINING LTD</b>												
20 Mar 2019	20 Mar 2019	420,538	11,415.46	6,728.61		11,415.46	11,415.46					4,686.85
		Total for Product:	420,538	6,728.6100	0.00	11,415.46	11,415.46					4,686.85
<b>CETF - VANECK CHINA ASHARE</b>												
19 Oct 2018	19 Oct 2018	204	10,013.04	11,625.96	1,612.92	10,013.04	10,013.04				1,612.92	
		Total for Product:	204	11,625.9600	1,612.92	10,013.04	10,013.04				1,612.92	
<b>DJRE - SPDR DJ GLOBAL REIT</b>												
16 Jun 2017	16 Jun 2017	698	14,996.22	15,816.68	820.46	14,996.22	14,996.22		546.9700		546.97	
		Total for Product:	698	14,996.22	820.46	14,996.22	14,996.22		546.9700		546.97	
<b>GROW - SCH REAL RETURN FUND</b>												
16 Jun 2017	16 Jun 2017	4,091	14,998.15	15,300.34	302.19	14,998.15	14,998.15		201.4600		201.46	
		Total for Product:	4,091	14,998.15	302.19	14,998.15	14,998.15		201.4600		201.46	
<b>IFRA - VANECKINFRASTRUCTURE</b>												
05 Jul 2016	05 Jul 2016	1,260	22,577.86	27,001.80	4,423.94	22,577.86	22,577.86		2,949.2900		2,949.29	
		Total for Product:	1,260	22,577.86	4,423.94	22,577.86	22,577.86		2,949.2900		2,949.29	
<b>NDQ - BETASHARESNDQAQ100</b>												
19 Oct 2018	19 Oct 2018	570	10,006.80	10,784.40	777.60	10,006.80	10,006.80				777.60	
		Total for Product:	570	10,784.4000	777.60	10,006.80	10,006.80				777.60	
<b>QOZ - BETASHARESRAFAIUS</b>												
05 Jul 2016	05 Jul 2016	2,914	32,159.77	41,553.64	9,393.87	32,159.77	32,159.77		6,262.5700		6,262.57	

Tax Date	Trans. Date	Quantity	Actual Cost	Market Value	Total Gain	Cost Base	Reduced Cost Base	Indexed Cost Base	Discounted Gain	Indexed Gain	CGT Gain	CGT Loss
<b>Total for Product:</b>			2,914	32,159.77	41,553.6400	9,393.87	32,159.77	32,159.77	6,262.5700		6,262.57	
<b>TECH - ETFGLOBALTECH</b>												
16 Jun 2017	16 Jun 2017	185	9,972.75	13,146.10	3,173.35	9,972.75	9,972.75	9,972.75	2,115.5600		2,115.56	
<b>Total for Product:</b>			185	9,972.75	13,146.1000	3,173.35	9,972.75	9,972.75	2,115.5600		2,115.56	
<b>VGE - VNGD EMERGING MKTS</b>												
19 Oct 2018	19 Oct 2018	166	10,035.96	11,288.00	1,252.04	10,035.96	10,035.96	10,035.96	1,252.04		1,252.04	
<b>Total for Product:</b>			166	10,035.96	11,288.0000	1,252.04	10,035.96	10,035.96	1,252.04		1,252.04	
<b>VGS - VNGD INTL SHARES</b>												
05 Jul 2016	05 Jul 2016	224	12,269.52	16,847.04	4,577.52	12,269.52	12,269.52	12,269.52	3,051.6800		3,051.68	
<b>Total for Product:</b>			224	12,269.52	16,847.0400	4,577.52	12,269.52	12,269.52	3,051.6800		3,051.68	
<b>WDIV - SPDR GLOBAL DIVIDEND</b>												
05 Jul 2016	05 Jul 2016	469	8,198.46	8,957.90	759.44	8,198.46	8,198.46	8,198.46	506.2900		506.29	
<b>Total for Product:</b>			469	8,198.46	8,957.9000	759.44	8,198.46	8,198.46	506.2900		506.29	
<b>ZYAU - ETFS ASX300 YIELD</b>												
28 Jun 2016	28 Jun 2016	4,578	42,991.49	51,960.30	8,978.85	42,991.45	42,981.45	42,981.45	5,985.8900		5,985.89	
<b>Total for Product:</b>			4,578	42,991.49	51,960.3000	8,978.85	42,981.45	42,981.45	5,985.8900		5,985.89	
<b>Grand Total:</b>			435,897	199,635.48	231,010.7700	36,072.18	199,625.44	199,625.44	21,619.7200		25,262.28	4,686.85