

---

# **Workpapers - 2022 Financial Year**

## **VSML Futures Super Fund**

Preparer: Louise Barlow

Reviewer: Sam Greco

Printed: 01 November 2022

---

## Lead Schedule

2022 Financial Year

Code	Workpaper	CY Balance	LY Balance	Change	Status
23800	Distributions Received	(\$9,221.41)	(\$13,359.37)	(30.97)%	Ready for Review
23900	Dividends Received	(\$19,624.88)	(\$7,961.38)	146.5%	Ready for Review
24200	Contributions	(\$7,930.00)	(\$6,114.34)	29.7%	Ready for Review
24700	Changes in Market Values of Investments	(\$79,256.37)	(\$183,958.15)	(56.92)%	Ready for Review
25000	Interest Received	(\$67.76)	(\$26.44)	156.28%	Ready for Review
26500	Other Investment Income	(\$7,227.54)		100%	Ready for Review
28000	Property Income	(\$21,803.62)	(\$20,800.00)	4.83%	Ready for Review
30100	Accountancy Fees	\$3,450.00	\$3,450.00	0%	Ready for Review
30400	ATO Supervisory Levy	\$259.00	\$259.00	0%	Ready for Review
30700	Auditor's Remuneration	\$385.00	\$385.00	0%	Ready for Review
30800	ASIC Fees	\$332.00	\$328.00	1.22%	Ready for Review
31500	Bank Charges	\$96.00	\$96.00	0%	Ready for Review
33400	Depreciation	\$7,206.00	\$7,262.00	(0.77)%	Ready for Review
37500	Investment expenses	\$6,949.53	\$6,127.34	13.42%	Ready for Review
41600	Pensions Paid	\$7,930.00	\$6,114.34	29.7%	Ready for Review
41930	Property Expenses - Agents Management Fees	\$2,087.17	\$2,273.15	(8.18)%	Ready for Review
41960	Property Expenses - Council Rates & Taxes	\$1,721.60	\$1,618.35	6.38%	Ready for Review

Code	Workpaper	CY Balance	LY Balance	Change	Status
41975	Property Expenses - Gas	\$830.73	\$245.47	238.42%	Ready for Review
41980	Property Expenses - Insurance Premium	\$233.63	\$218.14	7.1%	Ready for Review
42010	Property Expenses - Interest on Loans	\$14,145.19	\$14,480.63	(2.32)%	Ready for Review
42040	Property Expenses - Pest Control	\$180.00	\$180.00	0%	Ready for Review
42060	Property Expenses - Repairs Maintenance	\$343.72	\$432.70	(20.56)%	Ready for Review
42090	Property Expenses - Stationery, Phone and Postage	\$66.00	\$66.00	0%	Ready for Review
42100	Property Expenses - Strata Levy Fees	\$3,162.23	\$2,644.43	19.58%	Ready for Review
42110	Property Expenses - Sundry Expenses	\$458.70	\$79.00	480.63%	Ready for Review
42150	Property Expenses - Water Rates	\$1,540.72	\$1,458.37	5.65%	Ready for Review
48500	Income Tax Expense	\$202.37	(\$2,901.32)	(106.98)%	Ready for Review
49000	Profit/Loss Allocation Account	\$93,551.99	\$187,403.08	(50.08)%	Ready for Review
50000	Members	(\$874,884.52)	(\$781,332.53)	11.97%	Ready for Review
60400	Bank Accounts	\$28,193.00	\$17,169.90	64.2%	Ready for Review
61800	Distributions Receivable	\$7,761.20	\$10,288.18	(24.56)%	Ready for Review
65000	Interest Receivable		\$30.00	100%	Ready for Review
72450	Fixed Interest Securities (Australian) - Unitised		\$15,994.72	100%	Ready for Review

Code	Workpaper	CY Balance	LY Balance	Change	Status
74700	Managed Investments (Australian)	\$208,020.16	\$175,174.55	18.75%	Ready for Review
77200	Real Estate Properties (Australian - Residential)	\$545,000.00	\$435,000.00	25.29%	Ready for Review
77600	Shares in Listed Companies (Australian)	\$366,035.49	\$402,081.22	(8.96)%	Ready for Review
78200	Units in Listed Unit Trusts (Australian)	\$17,992.09	\$27,943.22	(35.61)%	Ready for Review
85000	Income Tax Payable /Refundable	(\$202.37)	\$2,901.32	(106.98)%	Ready for Review
85500	Limited Recourse Borrowing Arrangements	(\$297,915.05)	(\$305,250.58)	(2.4)%	Ready for Review
A	Financial Statements				Ready for Review
B	Permanent Documents				Ready for Review
C	Other Documents				Not Started
D	Pension Documentation				Not Started
E	Estate Planning				Not Started

# 23800 - Distributions Received

2022 Financial Year

Preparer Louise Barlow

Reviewer Sam Greco

Status Ready for Review

Account Code	Description	CY Balance	LY Balance	Change
BAR0001AU	Barwon Gbl List Priv Eqty Fd	(\$789.00)		100%
BGL0044AU	iShares Hdg Inter Eq In Fd	(\$157.00)	(\$1,964.00)	(92.01)%
BGL0105AU	iShares Australian Bond Index Fund	(\$82.00)		100%
BGL0106AU	iShares International Eq Index Fd	(\$1,063.00)	(\$1,457.00)	(27.04)%
BGL0108AU	iShares Aust Listed Prop Ind Fd	(\$141.00)		100%
BTA0499AU	PIMCO WS Pls Diversified Fix Int Fd	(\$46.00)	(\$295.00)	(84.41)%
BTA0565AU	Magellan Ws PI Global Fund		(\$2,255.00)	100%
CSA0038AU	Bentham Global Income Fund	(\$584.00)	(\$835.00)	(30.06)%
ETL0419AU	Pan-Tribal Global Equity Fund	(\$12.00)	(\$2,011.25)	(99.4)%
FIL31.AX	Fidelity Global Emerging Markets Fund	(\$109.00)	(\$23.00)	373.91%
GLOB.AX	Barrow Hanley Global Share Fund (managed Fund)	(\$251.00)		100%
HOW3590AU	Lennox Australian Small Comp Fd	(\$890.00)		100%
JHX.AX	James Hardie Industries Plc	(\$372.41)	(\$609.81)	(38.93)%
LAZ0014AU	Lazard Global Listed Infrastructure	(\$1,359.00)	(\$458.00)	196.72%
MIA0001AU1	MFS Global Equity Trust	(\$3,095.00)		100%
RFA0819AU	Pendal Small Comps Fund		(\$2,180.00)	100%
RMD.AX	Resmed Inc		(\$76.34)	100%
VAN0018AU	Vanguard Int'l Prop Secs Index Fund	(\$271.00)	(\$1,194.97)	(77.32)%

<b>TOTAL</b>	<b>CY Balance</b>	<b>LY Balance</b>
	(\$9,221.41)	(\$13,359.37)

### Supporting Documents

- Distribution Reconciliation Report [Report](#)
- 2022 Asgard Annual Tax Statement.pdf

### Standard Checklist

- Attach a copy of all Tax Statements
- Attach a copy of Distribution Reconciliation Report
- Ensure all Distributions have been reviewed on [Distribution Tax Automation](#)



VSML Futures Super Fund

Distribution Reconciliation Report

For The Period 01 July 2021 - 30 June 2022

Date	Non Primary Production Income (A) * <sub>1</sub>					Distributed Capital Gains (B) * <sub>2</sub>					Foreign Income * <sub>3</sub>		Non-Assessable			Taxable Income
	Payment Received	Franked	Unfranked	Interest/ Other	Franking Credits	Discounted (After Discount)	Rate * <sub>5</sub>	CGT Concession	Indexed	Other	Foreign Income	Foreign Credits	Tax Exempt	Tax Free	Tax Deferred / AMIT * <sub>6</sub>	
BGL0106AU iShares International Eq Index Fd																
30/06/2022	1,063.00					391.00	I	391.00			281.00	40.00			0.00	712.00
	1,063.00					391.00		391.00			281.00	40.00			0.00	712.00
	<i>Net Cash Distribution:</i>		1,063.00													
BGL0108AU iShares Aust Listed Prop Ind Fd																
30/06/2022	141.00	6.00	3.00	79.00	3.00		S				6.00				47.00	97.00
	141.00	6.00	3.00	79.00	3.00						6.00				47.00	97.00
	<i>Net Cash Distribution:</i>		141.00													
CSA0038AU Bentham Global Income Fund																
30/06/2022	73.00						S								0.00	
30/06/2022	511.00			48.00			S				318.00				218.00	366.00
	584.00			48.00							318.00				218.00	366.00
	<i>Net Cash Distribution:</i>		584.00													
FIL31.AX Fidelity Global Emerging Markets Fund																
30/06/2022	109.00						S				108.00	26.00			0.00	134.00
	109.00										108.00	26.00			0.00	134.00
	<i>Net Cash Distribution:</i>		108.00	<i>Variance^:</i>	1.00											
GLOB.AX Barrow Hanley Global Share Fund (managed Fund)																
30/06/2022	251.00					94.00	I	94.00		18.00	45.00	5.00			0.00	162.00



**VSML Futures Super Fund**

**Distribution Reconciliation Report**

For The Period 01 July 2021 - 30 June 2022

Date	Non Primary Production Income (A) * <sub>1</sub>					Distributed Capital Gains (B) * <sub>2</sub>					Foreign Income * <sub>3</sub>		Non-Assessable			Taxable Income
	Payment Received	Franked	Unfranked	Interest/ Other	Franking Credits	Discounted (After Discount)	Rate * <sub>5</sub>	CGT Concession	Indexed	Other	Foreign Income	Foreign Credits	Tax Exempt	Tax Free	Tax Deferred / AMIT * <sub>6</sub>	
	251.00					94.00		94.00		18.00	45.00	5.00			0.00	162.00
<i>Net Cash Distribution:</i>	251.00															
HOW3590AU Lennox Australian Small Comp Fd																
30/06/2022	817.00						S								0.00	
30/06/2022	73.00	169.00	42.00	17.00	149.00	318.00	I	318.00			14.00	5.00			12.00	714.00
	890.00	169.00	42.00	17.00	149.00	318.00		318.00			14.00	5.00			12.00	714.00
<i>Net Cash Distribution:</i>	890.00															
LAZ0014AU Lazard Global Listed Infrastructure																
30/06/2022	932.00						S								0.00	
30/06/2022	427.00	12.00		6.00	9.00	363.00	I	363.00	45.00	570.00	68.00				0.00	1,073.00
	1,359.00	12.00		6.00	9.00	363.00		363.00	45.00	570.00	68.00				0.00	1,073.00
<i>Net Cash Distribution:</i>	1,359.00															
MIA0001AU MFS Global Equity Trust																
30/06/2022	3,095.00					1,428.00	I	1,428.00		239.00	56.00				0.00	1,723.00
	3,095.00					1,428.00		1,428.00		239.00	56.00				0.00	1,723.00
<i>Net Cash Distribution:</i>	3,095.00															
VAN0018AU Vanguard Int'l Prop Secs Index Fund																
30/06/2022	271.00					14.00	I		135.00						122.00	149.00
	271.00					14.00			135.00						122.00	149.00

**VSML Futures Super Fund**

**Distribution Reconciliation Report**

For The Period 01 July 2021 - 30 June 2022

Date	Payment Received	Non Primary Production Income (A) * <sub>1</sub>				Distributed Capital Gains (B) * <sub>2</sub>					Foreign Income * <sub>3</sub>		Non-Assessable			Taxable Income	
		Franked	Unfranked	Interest/ Other	Franking Credits	Discounted (After Discount)	Rate * <sub>5</sub>	CGT Concession	Indexed	Other	Foreign Income	Foreign Credits	Tax Exempt	Tax Free	Tax Deferred / AMIT * <sub>6</sub>		
<i>Net Cash Distribution:</i>		271.00															
	8,791.00	187.00	45.00	223.00	161.00	3,080.00		3,066.00	135.00	63.00	1,590.00	227.00			400.00	5,711.00	

**Shares in Listed Companies (Australian)**

JHX.AX James Hardie Industries Plc

17/12/2021	372.41						S				372.41				0.00	372.41	
	372.41										372.41				0.00	372.41	
<i>Net Cash Distribution:</i>		372.41															
	372.41										372.41				0.00	372.41	

**Units in Listed Unit Trusts (Australian)**

ETL0419AU Pan-Tribal Global Equity Fund

30/06/2022	12.00						S				12.00	30.00			0.00	42.00	
	12.00										12.00	30.00			0.00	42.00	
<i>Net Cash Distribution:</i>		12.00															
	12.00										12.00	30.00			0.00	42.00	

## VSML Futures Super Fund

# Distribution Reconciliation Report

For The Period 01 July 2021 - 30 June 2022

Date	Non Primary Production Income (A) * <sub>1</sub>			Distributed Capital Gains (B) * <sub>2</sub>				Foreign Income * <sub>3</sub>		Non-Assessable				Taxable Income		
	Payment Received	Franked	Unfranked	Interest/ Other	Franking Credits	Discounted (After Discount)	Rate * <sub>5</sub>	CGT Concession	Indexed	Other	Foreign Income	Foreign Credits	Tax Exempt		Tax Free	Tax Deferred / AMIT * <sub>6</sub>
<b>TOTAL</b>	9,221.41	187.00	45.00	226.00	161.00	3,080.00		3,066.00	135.00	63.00	1,974.41	257.00			443.00	6,128.41

### Total Distributed Gains

Discount Rate	Discounted	Gross
Superfund 1/3	0.00	0.00
Individual 50%(I)	3,080.00	6,358.00
<b>Total</b>	<b>3,080.00</b>	<b>6,358.00</b>

### \*<sub>1</sub> Summary of Non Primary Production Income (A)

Tax Label	Franked	Unfranked	Interest/Other	Less Other Deduction	Income Before Credits * <sub>7</sub>	Franking Credits	Total Including Credits
11M Gross trust distributions	187.00	45.00	226.00		458.00	161.00	<b>619.00</b>

\*<sub>2</sub> Forms part of the Net Capital Gains calculation for Tax Label 11A.

\*<sub>3</sub> Forms part of the Foreign Credits calculation for Tax Label 11D, D1, 13C1.

\*<sub>4</sub> Taxable Income is designed to match Tax Statement provided by Fund Manager.

Taxable Income in the SMSF Annual Return will be different due to application of Capital Losses in Net Capital Gain calculation and application of different discount method.

\*<sub>5</sub> This is the discount rate selected for the transaction. "S" being Super Funds at 1/3 and "I" being Individual at 50%.

\*<sub>6</sub> AMIT cost base net increase is reflected as negative amount i.e. negative tax deferred and AMIT cost base net decrease is reflected as positive amount i.e. positive tax deferred.

\*<sub>7</sub> Sum of Income Before Credits reconciles with Taxable Trust Distributions in Statement of Taxable Income.

^ Variance between Payment Received and Net Cash Distribution.

# Your Annual Tax Report

08 037



VSML FUTURES SUPER FUND  
132 APPLEBY ROAD  
STAFFORD HEIGHTS QLD 4053

ANNUAL TAX REPORT FOR THE FINANCIAL YEAR ENDED 30 JUNE 2022

TAX REPORT FOR y/ending 30/06/22



This Tax Report is to be read in conjunction with the Tax Report Guide which contains important information about limitations and assumptions in relation to information in the Tax Report. Please refer to the Tax Report Guide and consider if the limitations and assumptions are relevant to your circumstances. We recommend you retain a copy of your Tax Report and Tax Report Guide for income tax purposes.

You can access your account online at any time by logging in to [www.investoronline.info](http://www.investoronline.info) and find the Tax Report Guide there at Home > Latest news and updates > Your EOFY Information Centre. If you've lost/forgotten your PIN, click the 'Forgotten PIN?' link on the Investor Online login screen to re-set it. Or call us, for help with a PIN re-set or copy of the Tax Report Guide.

For any queries or more information, please contact your financial adviser, call us on 1800 998 185 (toll free) or visit [asgard.com.au/contact](http://asgard.com.au/contact) to send us your query.

MR JOHN SPOONER on 07 3397 7315  
from HKS GROUP LICENSEE

1081438

**ASGARD OPEN eWRAP INVESTMENT ACCOUNT**  
**STATEMENT OF ANNUAL TAXATION SUMMARY**  
**FOR YEAR ENDED 30 JUNE 2022**  
**ENTITY TYPE: SUPERANNUATION FUND**

<u>Income Components</u>	<u>Income Received</u>	<u>Gains/Losses on Sales</u>	<u>Adjustment or Tax Credits</u>	<u>Taxable</u>	<u>Tax Return Label</u>
<b>Australian Sourced Income</b>					
Interest	67 ✓			67	11-C
Dividends from Shares					
- Unfranked Dividends	1,328 ✓			1,328	11-J
- Franked Dividends	17,482 ✓			17,482	11-K
- Franking Credits			7,492 ✓	7,492	11-L
Trust Distributions	463			625	11-M
- Franking Credits			162		13-E1
<b>Capital Gains ***</b>					
Indexed Method	0	0		0	
Other Method	63 ✓	685		748	
Discount Method (After Discount)	3,082 ✓	30,778	1,027	34,887	
Capital Gains Concession	3,203 ✓	15,389	-18,592	0	
				35,635	11-A**
Capital Losses		4,843		4,843	Refer to Guide
<b>Foreign Sourced Income *</b>					
Gross Foreign Income	2,789 ✓		278 ✓	3,068	11-D1
- Expenses Related to Foreign Income*	-709			-709	
Net Foreign Income				2,359	11-D
<b>Non Assessable Income</b>					
Tax Exempt	443 ✓		-443	0	
Tax Free	0		0	0	
Tax Deferred/Return of Capital	3,632		-3,632	0	
Non Assessable Non Exempt	0		0	0	
<b>Other Deductions *</b>	-6,240			-6,240	12
<b>Net Amount</b>	25,603				
<b>Other Credits and Tax Offsets</b>					
Share of Foreign Credits			0		H2
Trustee Tax Paid			0		H2
Foreign Res CGT Withholding			0		H8
Early Stage Investor Offset			0		D3
ESVCLP Tax Offset			0		D1
<b>Non Concessional MIT Income (NCMI)</b>					
		NCMI amounts listed below are included in your Australian Sourced Income and Capital Gains			
Non Concessional MIT Income			1		
Excluded from NCMI			1		
NCMI Capital Gains			0		
Excluded from NCMI Capital Gains			0		



- \* Please note that the expenses include GST expense recovery fees or they are GST inclusive.
- \*\* The amount shown has not taken into account any capital losses you may have incurred. If you have incurred capital losses, which are detailed within this report (see Capital Losses in your Annual Taxation Summary), you may wish to refer to the Guide to Your 2022 Tax Report to calculate the net capital gains amount. If you have capital losses from other investments not detailed within this report, you may wish to seek professional advice.
- \*\*\* Where available, the choice between the Discount Method and Non Discount Method has already been made to minimise capital gains and the results are as shown. The CGT discount rate has been adjusted based on the Entity Type shown on this statement.

Please retain this statement for income tax purposes.

**This Tax Report is to be read in conjunction with the Tax Report Guide which you can find on [www.investoronline.info](http://www.investoronline.info)**

**SUPPORTING SCHEDULES TO THE STATEMENT OF ANNUAL TAXATION SUMMARY  
FOR THE YEAR ENDED 30 JUNE 2022**

The following information regarding your investments is for reference only. Please be advised that the amounts **have been** included in the Annual Taxation Statement on Page 1, at the Questions indicated below.

	AMOUNT \$	TOTAL \$
<b>Interest (Label 11-C)</b>		
Cash Account Interest	67 ✓	67

**Shares**

Dividends (refer Dividend Income Schedule)  
Gains/Losses from Realised Sale (refer Capital Gains/Losses Schedule)

**Management and Other Expenses (charged to CASH Account)**

- Related to Trust Distribution (Label 12-I1)	144	
- Related to Foreign Source Income (Label 11-D)	709	
- Related to Interest Income (Label 12-I1)	15	
- Related to Dividend Income (Label 12-I1)	6,080	
		6,949

**ADDITIONAL INFORMATION**

**Capital Gains – Australian/Foreign**

The allocation of Trust Distribution Capital Gains between Taxable Australian Property and Non Taxable Australian Property is as follows:

**Taxable Australian Property**

- Indexed Method	0
- Other Method	0
- Discount Method	0

**Non Taxable Australian Property**

- Indexed Method	0
- Other Method	63
- Discount Method	3,082

**Non Assessable Income**

Tax Exempt, Tax Free, Tax Deferred, Capital Gains Concessions and Non Assessable Non Exempt are non-assessable for taxation purposes. These components may reduce the cost base and/or reduced cost base for capital gains tax purposes and have already been taken into consideration when working out your capital gains tax calculations.

The details of the conduit foreign income which you have received as part of your trust distributions are available in the TRUST DISTRIBUTIONS SCHEDULE under Unfranked – CFI. If you are a resident, this amount is treated as unfranked dividends and is taxable. If you are a non-resident, this amount is not subject to tax.

Franking credits may be denied when paid where an interest in shares is held for less than 45 days. Refer to the Tax Report Guide for more information.



**TRUST DISTRIBUTIONS SCHEDULE**

**TRUST DISTRIBUTIONS FOR THE TAX YEAR ENDED 30 JUNE 2022**

This schedule is for your reference only and does not need to be submitted with your tax return.

**Australian Income**

Investment Code	Franked	Unfranked	Unfranked - CFI	Interest	Other Income	Franking Credits	Total Australian Income
<b>Managed Investments</b>							
iShares Australian B	0	0	0	73	0	0	73
Bentham Global Incom	0	0	0	14	34	0	49
PIMCO WSP Div Fix In	0	0	0	0	3	0	3
MFS Global Equity	0	0	0	0	0	0	0
iShares Internationa	0	0	0	0	0	0	0
iShares Aus Lis Prop	6	3	0	9	66	3	89
Van In Pr Sec In F(H	0	0	0	0	0	0	0
Lazard Gb List Infst	12	0	0	4	2	9	28
iShares Hedged Inter	0	0	0	0	0	0	0
Barrow Hnly Gbl Sh F	0	0	0	0	0	0	0
Pan-Tribal Global Eq	0	0	0	0	0	0	0
Fidelity Gbl Em Mkt	0	0	0	0	0	0	0
Lennox Aus Sm Co Fd	169	42	0	0	17	149	380
Barwon Gbl Lsd Prv E	0	0	0	0	0	0	0
<b>Shares</b>							
Amcor Limited - AMC	0	0	0	0	0	0	0
James Hardie Industries PLC - JHX	0	0	0	0	0	0	0
Resmed Inc - RMD	0	0	0	0	0	0	0
<b>Grand Total*</b>	<b>189</b>	<b>45</b>	<b>0</b>	<b>102</b>	<b>124</b>	<b>162</b>	<b>625</b>

\* May not reconcile with sum of column above as only whole dollars are shown.



Capital Gains

Investment Code	Discounted TAP		Discounted NTAP		Concession Amount		Indexation Method		Indexation Method		Other Method		Total Distributed Capital Gains		Net Capital Gain	
	TAP	NTAP	TAP	NTAP	TAP	NTAP	TAP	NTAP	TAP	NTAP	TAP	NTAP	TAP	NTAP		
<b>Managed Investments</b>																
iShares Australian B	0	0	0	0	0	0	0	0	0	0	0	0	0	0	0	
Bentham Global Incom	0	0	0	0	0	0	0	0	0	0	0	0	0	0	0	
PIMCO WSP Div Fix In	0	0	0	0	0	0	0	0	0	0	0	0	0	0	0	
MFS Global Equity	0	1,428	0	1,428	0	1,428	0	0	0	0	0	0	2,857	1,428	0	
iShares Internationa	0	391	0	391	0	391	0	0	0	0	0	0	783	391	0	
iShares Aus Lis Prop	0	0	0	0	0	0	0	0	0	0	0	0	0	0	0	
Van In Pr Sec In FH	0	14	0	14	0	135	0	0	0	0	0	0	149	14	0	
Lazard Gb List Infst	0	363	0	363	0	363	0	0	0	0	0	45	771	408	0	
iShares Hedged Inter	0	78	0	78	0	78	0	0	0	0	0	0	157	78	0	
Barrow Hnly Gbl Sh F	0	93	0	93	0	93	0	0	0	0	18	0	205	111	0	
Pan-Tribal Global Eq	0	0	0	0	0	0	0	0	0	0	0	0	0	0	0	
Fidelity Gbl Em Mkt	0	0	0	0	0	0	0	0	0	0	0	0	0	0	0	
Lennox Aus Sm Co Fd	0	318	0	318	0	318	0	0	0	0	0	0	636	318	0	
Barwon Gbl Lsd Prv E	0	394	0	394	0	394	0	0	0	0	0	0	789	394	0	
<b>Shares</b>																
Amcor Limited --AMC	0	0	0	0	0	0	0	0	0	0	0	0	0	0	0	0
James Hardie Industries PLC - JHX	0	0	0	0	0	0	0	0	0	0	0	0	0	0	0	0
Resmed Inc - RMD	0	0	0	0	0	0	0	0	0	0	0	0	0	0	0	0
<b>Grand Total*</b>	<b>0</b>	<b>3,082</b>	<b>0</b>	<b>3,203</b>	<b>0</b>	<b>0</b>	<b>0</b>	<b>0</b>	<b>0</b>	<b>0</b>	<b>63</b>	<b>63</b>	<b>6,350</b>	<b>3,146</b>	<b>3,146</b>	

\* May not reconcile with sum of column above as only whole dollars are shown.



Foreign Income Investment Code	Foreign Income	Foreign Income Tax Offset	Australian Franking Credits from a New Zealand Company**
<b>Managed Investments</b>			
iShares Australian B	9 ✓	0	0
Bentham Global Incom	318 ✓	0	0
PIMCO WSP Div Fix In	0	0	0
MFS Global Equity	238 ✓	56	0
iShares Internationa	279 ✓	40	0
iShares Aus Lis Prop	6 ✓	0	0
Van In Pr Sec In F(H	0	0	0
Lazard Gb List Infst	570 ✓	68	0
iShares Hedged Inter	0	0	0
Barrow Hnly Gbl Sh F	45 ✓	5	0
Pan-Tribal Global Eq	11 ✓	30	0
Fidelity Gbl Em Mkt	108 ✓	26	0
Lennox Aus Sm Co Fd	14 ✓	5	0
Barwon Gbl Lsd Prv E	0	27	0
<b>Shares</b>			
Amcor Limited - AMC	710	0	0
James Hardie Industries PLC - JHX	372	0	0
Resmed Inc - RMD	103	18	0
<b>Grand Total*</b>	<b>2,789 ✓</b>	<b>278 ✓</b>	<b>0</b>

\* May not reconcile with sum of column above as only whole dollars are shown.

\*\* This is the amount of Australian franking credits attached to New Zealand dividends to which the Trans-Tasman Imputation rules apply.

Non Assessable Income/Cost Base Adjustments

Investment Code	Non-Assessable Income				Attribution Managed Investment Trust Cost		
	Tax Exempt Income	Tax Free Income	Tax Deferred/Return of Capital	Non Assessable Non Exempt	Net Cost Base Increase	Net Cost Base Reduction	
<b>Managed Investments</b>							
iShares Australian B	0	0	0	0	0	0	0
Bentham Global Incom	218	0	0	0	0	218	
PIMCO WSP Div Fix In	43	0	0	0	0	43	
MFS Global Equity	0	0	0	0	0	0	
iShares Internationa	0	0	0	0	0	0	
iShares Aus Lis Prop	47	0	0	0	0	47	
Van In Pr Sec In F(H	120	0	0	0	0	241	
Lazard Gb List Infst	0	0	0	0	0	0	
iShares Hedged Inter	0	0	0	0	0	0	
Barrow Hnly Gbl Sh F	0	0	0	0	0	0	
Pan-Tribal Global Eq	0	0	0	0	0	0	
Fidelity Gbl Em Mkt	0	0	0	0	0	0	
Lennox Aus Sm Co Fd	12	0	0	0	0	12	
Barwon Gbl Lsd Prv E	0	0	0	0	0	0	
<b>Shares</b>							
Amcor Limited - AMC	0	0	0	0	0	0	
James Hardie Industries PLC - JHX	0	0	0	0	0	0	
Resmed Inc - RMD	0	0	0	0	0	0	
<b>Grand Total*</b>	<b>443</b>	<b>0</b>	<b>0</b>	<b>0</b>	<b>0</b>	<b>0</b>	<b>563</b>

\* May not reconcile with sum of column above as only whole dollars are shown.



Other Component

Investment Code	Share of Foreign Credits	Trustee Tax Paid	Foreign Res CGT With-holding	Early Stage Investor Tax Offset	ESVCLP offset	Gross Cash Distribution**	LIC deduction
<b>Managed Investments</b>							
iShares Australian B	0	0	0	0	0	82	0
Bentham Global Incom	0	0	0	0	0	585	0
PIMCO WSP Div Fix In	0	0	0	0	0	46	0
MFS Global Equity	0	0	0	0	0	3,095	0
iShares Internationa	0	0	0	0	0	1,063	0
iShares Aus Lis Prop	0	0	0	0	0	141	0
Van In Pr Sec In F(H	0	0	0	0	0	270	0
Lazard Gb List Infst	0	0	0	0	0	1,361	0
iShares Hedged Inter	0	0	0	0	0	157	0
Barrow Hnly Gbl Sh F	0	0	0	0	0	251	0
Pan-Tribal Global Eq	0	0	0	0	0	11	0
Fidelity Gbl Em Mkt	0	0	0	0	0	108	0
Lennox Aus Sm Co Fd	0	0	0	0	0	894	0
Barwon Gbl Lsd Prv E	0	0	0	0	0	789	0
<b>Shares</b>							
Amcor Limited - AMC	0	0	0	0	0	710	0
James Hardie Industries PLC - JHX	0	0	0	0	0	372	0
Resmed Inc - RMD	0	0	0	0	0	103	0
<b>Grand Total*</b>	<b>0</b>	<b>0</b>	<b>0</b>	<b>0</b>	<b>0</b>	<b>10,045</b>	<b>0</b>

\* May not reconcile with sum of column above as only whole dollars are shown.

\*\* Gross Cash Distribution is the total payment received from each investment. It is inclusive of Withholding Tax and Other Expenses but excludes Franking Credits and Foreign Income Tax Offsets and other tax offset.

Key to Trust Distributions Schedule

TAP	Taxable Australian Property
NTAP	Non Taxable Australian Property
LIC deduction	The deduction calculated on the attributed capital gain component of dividends from Listed Investment Companies
Share of Foreign Credits	Share of credit for amounts withheld from foreign resident withholding
Trustee Tax Paid	Share of credit for tax paid by trustee
Foreign Res CGT Withholding	Share of credits for amounts withheld from foreign resident capital gains
Early Stage Investor Offset	Share of early stage investor tax offset
ESVCLP Offset	Share of early stage venture capital limited partnership (ESVCLP) offset distributed or attributed



## TRUST DISTRIBUTIONS RECEIVABLE

This schedule contains additional information to assist you in reconciling your income in the Investor report to the income in the Annual Tax report.

### TRUST DISTRIBUTIONS RECEIVABLE FOR YEAR ENDED 30 JUNE 2022

Please note that the cash distributions shown below have been included in the income for taxation purposes in this tax report.

Investment Code	Cash Distributions
<b>Managed Investments</b>	
iShares Australian B	82 ✓
Bentham Global Incom	73 ✓
MFS Global Equity	3,095 ✓
iShares Internationa	1,063 ✓
iShares Aus Lis Prop	141 ✓
Van In Pr Sec In F(H	271 ✓
Lazard Gb List Infst	932 ✓
iShares Hedged Inter	157 ✓
Barrow Hnly Gbl Sh F	251 ✓
Pan-Tribal Global Eq	12 ✓
Fidelity Gbl Em Mkt	109 ✓
Lennox Aus Sm Co Fd	817 ✓
Barwon Gbl Lsd Prv E	789 ✓
<b>Grand Total*</b>	<b>7,793</b>

\* The above figure relates to the trust distributions for June 2022 which were received after June 2022.

### TRUST DISTRIBUTIONS RECEIVABLE FOR YEAR ENDED 30 JUNE 2021

Please note that the cash distributions shown below have been included for taxation purposes in the previous tax report.

Investment Code	Cash Distributions
<b>Managed Investments</b>	
Bentham Global Incom	175 ✓
PIMCO WSP Div Fix In	30 ✓
Pendal Small Comp Fd	1,837 ✓
iShares Internationa	1,457 ✓
Van In Pr Sec In F(H	201 ✓
Lazard Gb List Infst	383 ✓
iShares Hedged Inter	1,964 ✓
Magellan WSP Global	2,255 ✓
Pan-Tribal Global Eq	2,011.25 ✓
Fidelity Gbl Em Mkt	23 ✓
<b>Grand Total*</b>	<b>10,340</b>

\* The above figure relates to the trust distributions for June 2021 which were received after June 2021.

## DIVIDEND INCOME SCHEDULE

### DIVIDEND INCOME FOR THE TAX YEAR ENDED 30 JUNE 2022

This schedule is for your reference only and does not need to be submitted with your tax return.

Asset Name	Date Paid	Amount Paid	Unfranked Dividends	Franked Dividends	Franking Credits	Return of Capital
<b>Shares</b>						
Ampol Limited - ALD						
	23/09/2021	135	0	135	58	0 ✓
	31/03/2022	107	0	107	45	0
Aristocrat Leisure Limited - ALL						
	02/07/2021	61	0	61	26	0
	17/12/2021	107	0	107	45	0
ANZ Banking Group - ANZ						
	01/07/2021	525	0	525	225	0
	16/12/2021	540	0	540	231	0
BHP Group Limited - BHP						
	21/09/2021	2,821 ✓	0	2,821	1,209	0
	28/03/2022	2,161 ✓	0	2,161	926	0
	01/06/2022	3,855	0	3,855	1,652	0
Boral Limited - BLD						
	14/02/2022	3,215	82	0	0	3,132 ✓
Commonwealth Bank of Aust - CBA						
	29/09/2021	764	0	764	327	0
	30/03/2022	668	0	668	286	0
CSL Limited - CSL						
	30/09/2021	144	130	14	6	0
	06/04/2022	129	129	0	0	0
Janus Henderson Group PLC - JHG						
	25/08/2021	118	118	0	0	0
	24/11/2021	118	118	0	0	0
	28/02/2022	122	122	0	0	0
L1 Long Short Fund Limited - LSF						
	01/10/2021	525	0	525	225	0
	01/04/2022	700	0	700	300	0
Medibank Private Limited - MPL						
	30/09/2021	55	0	55	23	0
	24/03/2022	48	0	48	20	0
Macquarie Group Limited - MQG						
	02/07/2021	288	172	115	49	0
	14/12/2021	233	140	93	40	0
National Australia Bank Ltd - NAB						
	02/07/2021	251	0	251	107	0
	15/12/2021	280	0	280	120	0



Asset Name	Date Paid	Amount Paid	Unfranked Dividends	Franked Dividends	Franking Credits	Return of Capital
<b>Shares</b>						
QBE Insurance Group Limited - QBE						
	24/09/2021	127	114	12	5	0
	12/04/2022	220	198	22	9	0
Ramsay Health Care Limited - RHC						
	30/09/2021	116	0	116	49	0
	31/03/2022	54	0	54	23	0
SUNCORP GROUP LIMITED - SUN						
	22/09/2021	206	0	206	88	0
	01/04/2022	99	0	99	42	0
Telstra Corporation Limited. - TLS						
	23/09/2021	230	0	230	98	0
	01/04/2022	230	0	230	98	0
Westpac Banking Corp - WBC						
	21/12/2021	468	0	468	200	0 ✓
	24/06/2022	830	0	830	356	0
Wesfarmers Limited - WES						
	07/10/2021	225	0	225	96	0
	02/12/2021	500	0	0	0	500 ✓
	30/03/2022	200	0	200	85	0
Woodside Petroleum Limited - WPL						
	24/09/2021	208	0	208	89	0
	23/03/2022	743	0	743	318	0
<b>Total*</b>		<b>22,443</b>	<b>1,328 ✓</b>	<b>17,482</b>	<b>7,492</b>	<b>3,632</b>

\* May not reconcile with sum of column above as only whole dollars are shown. Date Paid in some cases may reflect the date the dividend data was processed and not the actual date paid.



**CAPITAL GAINS/LOSSES SCHEDULE**

**REALISED CAPITAL GAINS/LOSSES FOR THE TAX YEAR ENDED 30 JUNE 2022**

This schedule shows the realised capital gains/losses as a result of disposal of your investments during the year. The realised gains/losses have been included in the Annual Taxation Summary on Page 1, at the Capital Gains/Losses on Sales column. You do not need to submit this schedule with your tax return.

Date of Purchase	Date of Sale	Units Sold	Purchase Cost	Adjusted Purchase Cost	Reduced Cost Base	Indexed Cost Base Frozen at 30/09/1999	Amount Received on Sale	Capital Gains Calculation Method			Total of Capital Gains Chosen			Capital Loss
								Non Discount Method	Discount Method (Before Discount)	Discount Method (After Discount)	Indexed Method	Other Gains	Discount Method (Before Discount)	
<b>Managed Investments</b>														
PIMCO WSP Div Fix In														
21/05/2019	13/05/2022	9937	9999	9921	9921	N/A	8775	N/A	0	0	N/A	N/A	0	1145
26/10/2020	13/05/2022	6454	6486	6450	6450	N/A	5699	N/A	0	0	N/A	N/A	0	750
10/09/2021	13/05/2022	3060 ✓	3016	3010	3010	N/A	2702	0	N/A	N/A	N/A	0	N/A	307
							<b>Total</b>	<b>0</b>	<b>0</b>	<b>0</b>	<b>0</b>	<b>0</b>	<b>0</b>	<b>2203</b>
Pendal Small Comp Fd														
23/10/2020	10/09/2021	6909	16399	16362	16362	N/A	16899 ✓	537	N/A	N/A	N/A	537	N/A	0
							<b>Total</b>	<b>537</b>	<b>0</b>	<b>0</b>	<b>0</b>	<b>537</b>	<b>0</b>	<b>0</b>
iShares International														
21/07/2016	16/05/2022	15299	11361	11361	11361	N/A	15388 ✓	N/A	4027	2684	N/A	N/A	4027	0
							<b>Total</b>	<b>0</b>	<b>4027</b>	<b>2684</b>	<b>0</b>	<b>0</b>	<b>4027</b>	<b>0</b>
Lazard Gb List Inst														
26/10/2020	13/05/2022	1440	1732	1732	1732	N/A	2112 ✓	N/A	379	252	N/A	N/A	379	0
							<b>Total</b>	<b>0</b>	<b>379</b>	<b>252</b>	<b>0</b>	<b>0</b>	<b>379</b>	<b>0</b>
Magellan WSP Global														
23/10/2020	10/09/2021	5028	8688	8505	8505	N/A	8653	147	N/A	N/A	N/A	147	N/A	0
23/10/2020	10/02/2022	17751	30671	30025	30025	N/A	29293	N/A	0	0	N/A	N/A	0	731
							<b>Total</b>	<b>147</b>	<b>0</b>	<b>0</b>	<b>0</b>	<b>147</b>	<b>0</b>	<b>731</b>
Pan-Tribal Global Eq														
31/07/2017	13/05/2022	1302	1670	1670	1670	N/A	1765 ✓	N/A	95	63	N/A	N/A	95	0
							<b>Total</b>	<b>0</b>	<b>95</b>	<b>63</b>	<b>0</b>	<b>0</b>	<b>95</b>	<b>0</b>
<b>Shares</b>														
Ampol Limited - ALD														
14/12/2016	31/03/2022	261	7941	7941	7941	N/A	7982 ✓	N/A	41	27	N/A	N/A	41	0
							<b>Total</b>	<b>0</b>	<b>41</b>	<b>27</b>	<b>0</b>	<b>0</b>	<b>41</b>	<b>0</b>



Date of Purchase	Date of Sale	Units Sold	Purchase Cost	Adjusted Purchase Cost	Reduced Cost Base	Indexed Cost Base Frozen at 30/09/1999	Amount Received on Sale	Capital Gains Calculation Method				Total of Capital Gains Chosen			Capital Loss
								Non Discount Method	Discount Method (Before Discount)	Discount Method (After Discount)	Indexed Method	Other Gains	Discount Method (Before Discount)		
														Discount Method (Before Discount)	
<b>Shares</b>															
Aristocrat Leisure Limited - ALL	22/09/2017	31/03/2022	412	8522	8522	N/A	15247	N/A	6725	4483	N/A	N/A	N/A	6725	0
							<b>Total</b>		<b>6725</b>	<b>4483</b>		<b>0</b>	<b>0</b>	<b>6725</b>	<b>0</b>
Aristocrat Leisure Limited - ALLR	22/09/2017	11/11/2021	21	0	0	N/A	99	N/A	99	66	N/A	N/A	N/A	99	0
							<b>Total</b>		<b>99</b>	<b>66</b>		<b>0</b>	<b>0</b>	<b>99</b>	<b>0</b>
BHP Group Limited - BHP	25/07/2014	31/03/2022	322	11797	11797	N/A	16773	N/A	4976	3317	N/A	N/A	N/A	4976	0
							<b>Total</b>		<b>4976</b>	<b>3317</b>		<b>0</b>	<b>0</b>	<b>4976</b>	<b>0</b>
Boral Limited - BLD	09/03/2018	31/03/2022	1182	6010	6010	N/A	4141	N/A	0	0	N/A	N/A	N/A	0	1868
							<b>Total</b>		<b>0</b>	<b>0</b>		<b>0</b>	<b>0</b>	<b>0</b>	<b>1868</b>
Commonwealth Bank of Aust - CBA	22/09/2017	31/03/2022	32	2466	2466	N/A	3395	N/A	929	619	N/A	N/A	N/A	929	0
							<b>Total</b>		<b>929</b>	<b>619</b>		<b>0</b>	<b>0</b>	<b>929</b>	<b>0</b>
Cimic Group Limited - CIM	31/03/2022	22/04/2022	763	16826	16826	N/A	16786	N/A	N/A	N/A	N/A	N/A	N/A	N/A	40
							<b>Total</b>		<b>0</b>	<b>0</b>		<b>0</b>	<b>0</b>	<b>0</b>	<b>40</b>
Janus Henderson Group PLC - JHG	21/05/2018	31/03/2022	231	10141	10141	N/A	10871	N/A	729	486	N/A	N/A	N/A	729	0
							<b>Total</b>		<b>729</b>	<b>486</b>		<b>0</b>	<b>0</b>	<b>729</b>	<b>0</b>
James Hardie Industries PLC - JHX	05/03/2019	31/03/2022	678	12432	12432	N/A	27339	N/A	14906	9937	N/A	N/A	N/A	14906	0
							<b>Total</b>		<b>14906</b>	<b>9937</b>		<b>0</b>	<b>0</b>	<b>14906</b>	<b>0</b>
L1 Long Short Fund Limited - LSF	17/04/2018	31/03/2022	10397	20794	20794	N/A	30743	N/A	9949	6633	N/A	N/A	N/A	9949	0
							<b>Total</b>		<b>9949</b>	<b>6633</b>		<b>0</b>	<b>0</b>	<b>9949</b>	<b>0</b>
Medibank Private Limited - MPL	01/12/2014	31/03/2022	800	1600	1600	N/A	2483	N/A	883	588	N/A	N/A	N/A	883	0
							<b>Total</b>		<b>883</b>	<b>588</b>		<b>0</b>	<b>0</b>	<b>883</b>	<b>0</b>
National Australia Bank Ltd - NAB	09/03/2018	31/03/2022	419	12676	12676	N/A	13571	N/A	895	596	N/A	N/A	N/A	895	0
							<b>Total</b>		<b>895</b>	<b>596</b>		<b>0</b>	<b>0</b>	<b>895</b>	<b>0</b>

Date of Purchase	Date of Sale	Units Sold	Purchase Cost	Adjusted Purchase Cost	Reduced Cost Base	Indexed Cost Base Frozen at 30/09/1999	Amount Received on Sale	Capital Gains Calculation Method			Total of Capital Gains Chosen			Capital Loss
								Non Discount Method	Discount Method (Before Discount)	Discount Method (After Discount)	Indexed Method	Other Gains	Discount Method (Before Discount)	
<b>Shares</b>														
QBE Insurance Group Limited - QBE	21/05/2018	31/03/2022	1161	12081	12081	N/A	13471 ✓	N/A	1389	926	N/A	N/A	1389	0
							<b>Total</b>	<b>0</b>	<b>1389</b>	<b>926</b>	<b>0</b>	<b>0</b>	<b>1389</b>	<b>0</b>
Ramsay Health Care Limited - RHC	09/03/2018	31/03/2022	113	7161	7161	N/A	7301 ✓	N/A	140	93	N/A	N/A	140	0
							<b>Total</b>	<b>0</b>	<b>140</b>	<b>93</b>	<b>0</b>	<b>0</b>	<b>140</b>	<b>0</b>
<b>Grand Total</b>								<b>685</b>	<b>46168</b>	<b>30778</b>	<b>0</b>	<b>685</b>	<b>46168</b>	<b>4843</b>

N/A means either of the following:

- Discount Method: Not applicable where assets have been held for less than 12 months.

- Non-Discount Method: Indexed Method is not applicable to assets purchased after 21/9/1999.

Gains from assets purchased after 21/9/1999 and held less than 12 months will default to the Non-Discount Method - Other Gains.

Gains and Losses on the sale of certain assets are not included in the above CGT report. If you held investments in warrants, traditional securities or Pooled Development Funds, please refer to the "Limitations and Assumptions" section in the Tax Report Guide for further information on the reporting of these assets.



**ESTIMATED UNREALISED CAPITAL GAINS/LOSSES FOR THE TAX YEAR ENDED 30 JUNE 2022**

This schedule shows the unrealised capital gains/losses on your investments held at financial year end. The unrealised gains/losses are for your reference only and you do not need to include the unrealised gains/losses in your tax return.

Date of Purchase Valuation	Units In Parcel	Purchase Cost	Adjusted Purchase Cost	Reduced Cost Base	Indexed Cost Base Frozen at 30/09/1999	Valuation	Capital Gains Calculation Method			Estimated Total of Capital Gains Chosen			Estimated Capital Loss
							Non Discount Method	Discount Method (Before Discount)	Discount Method (After Discount)	Indexed Method	Other Gains	Discount Method (Before Discount)	
<b>Managed Investments</b>													
iShares Australian B 13/05/2022 30/06/2022	18616 ✓	17303	17303	17303	N/A	17069 <b>Total</b>	0 0	N/A 0	N/A 0	N/A 0	0 0	N/A 0	234 <b>234</b>
Bentham Global Income 23/10/2020 30/06/2022	15504	16399	16391	16391	N/A	15653	N/A	0	0	N/A	N/A	0	737
10/09/2021 30/06/2022	2784 ✓	2932	2932	2932	N/A	2810 <b>Total</b>	0 0	N/A 0	N/A 0	N/A 0	0 0	N/A 0	121 <b>858</b>
MFS Global Equity 21/02/2022 30/06/2022	14079 ✓	30346	30346	30346	N/A	27299 <b>Total</b>	0 0	N/A 0	N/A 0	N/A 0	0 0	N/A 0	3046 <b>3046</b>
iShares Internationa 21/07/2016 30/06/2022	60	44	44	44	N/A	57	N/A	13	8	N/A	N/A	13	0
12/03/2018 30/06/2022	17666	14999	14999	14999	N/A	16984 <b>Total</b>	N/A 0	1984 1997	1322 1331	N/A 0	N/A 0	1984 1997	0 0
iShares Aus Lis Prop 13/05/2022 30/06/2022	11898 ✓	10381	10381	10381	N/A	9473 <b>Total</b>	0 0	N/A 0	N/A 0	N/A 0	0 0	N/A 0	908 <b>908</b>
Van In Pr Sec In F(H) 26/10/2020 30/06/2022	23376	16220	16250	16250	N/A	17555 <b>Total</b>	N/A 0	1304 1304	869 869	N/A 0	N/A 0	1304 1304	0 0
Lazard Gb List Infst 26/10/2020 30/06/2022	12044	14488	14488	14488	N/A	16901 <b>Total</b>	N/A 0	2413 2413	1609 1609	N/A 0	N/A 0	2413 2413	0 0
iShares Hedged Inter 16/10/2020 30/06/2022	18528	9732	9732	9732	N/A	8816 <b>Total</b>	N/A 0	0 0	0 0	N/A 0	N/A 0	0 0	916 <b>916</b>
Barrow Hnly Gbl Sh F 24/05/2022 30/06/2022	7513 ✓	10382	10382	10382	N/A	10262 <b>Total</b>	0 0	N/A 0	N/A 0	N/A 0	0 0	N/A 0	119 <b>119</b>

Date of Purchase Valuation	Units In Parcel	Purchase Cost	Adjusted Purchase Cost	Reduced Cost Base	Indexed Cost Base Frozen at 30/09/1999	Valuation	Capital Gains Calculation Method			Estimated Total of Capital Gains Chosen			Estimated Capital Loss
							Non Discount Method	Discount Method (Before Discount)	Discount Method (After Discount)	Indexed Method	Other Gains	Discount Method (Before Discount)	
<b>Managed Investments</b>													
Pan-Tribal Global Eq	13045	16739	16739	16739	N/A	17991	N/A	1252	834	N/A	N/A	1252	0
						<b>Total</b>	<b>0</b>	<b>1252</b>	<b>834</b>	<b>0</b>	<b>0</b>	<b>1252</b>	<b>0</b>
Fidelity Gbl Em Mkt	634	13119	13119	13119	N/A	12612	N/A	0	0	N/A	N/A	0	507
						<b>Total</b>	<b>0</b>	<b>0</b>	<b>0</b>	<b>0</b>	<b>0</b>	<b>0</b>	<b>507</b>
Lennox Aus Sm Co Fd	10550 ✓	19152	19152	19152	N/A	13603	0	N/A	N/A	N/A	0	N/A	5549
10/09/2021 30/06/2022						4918	0	N/A	N/A	N/A	0	N/A	614
13/05/2022 30/06/2022	3814 ✓	5532	5532	5532	N/A	<b>Total</b>	<b>0</b>	<b>0</b>	<b>0</b>	<b>0</b>	<b>0</b>	<b>0</b>	<b>6163</b>
Barwon Gbl Lsd Prv E	11407 ✓	15322	15322	15322	N/A	12092	0	N/A	N/A	N/A	0	N/A	3229
21/09/2021 30/06/2022						<b>Total</b>	<b>0</b>	<b>0</b>	<b>0</b>	<b>0</b>	<b>0</b>	<b>0</b>	<b>3229</b>
<b>Shares</b>													
Auckland Internat Airport Ltd - AIA	1511	8885	8885	8885	N/A	9791	N/A	906	604	N/A	N/A	906	0
09/03/2018 30/06/2022						5352	0	N/A	N/A	N/A	0	N/A	594
31/03/2022 30/06/2022	826 ✓	5947	5947	5947	N/A	<b>Total</b>	<b>0</b>	<b>906</b>	<b>604</b>	<b>0</b>	<b>0</b>	<b>906</b>	<b>594</b>
Ancor Limited - AMC	682	9947	9947	9947	N/A	12303	N/A	2356	1570	N/A	N/A	2356	0
14/12/2016 30/06/2022						3012	N/A	429	286	N/A	N/A	429	0
22/09/2017 30/06/2022	167	2583	2583	2583	N/A	16741	2517	N/A	N/A	N/A	2517	N/A	0
31/03/2022 30/06/2022	928 ✓	14223	14223	14223	N/A	<b>Total</b>	<b>2517</b>	<b>2785</b>	<b>1856</b>	<b>0</b>	<b>2517</b>	<b>2785</b>	<b>0</b>
ANZ Banking Group - ANZ	637	21364	21364	21364	N/A	14033	N/A	0	0	N/A	N/A	0	7331
15/07/2014 30/06/2022						2489	N/A	0	0	N/A	N/A	0	394
05/08/2016 30/06/2022	113	2883	2883	2883	N/A	6520	0	N/A	N/A	N/A	0	N/A	1715
31/03/2022 30/06/2022	296 ✓	8236	8236	8236	N/A	<b>Total</b>	<b>0</b>	<b>0</b>	<b>0</b>	<b>0</b>	<b>0</b>	<b>0</b>	<b>9441</b>
BHP Group Limited - BHP	44	1612	1612	1612	N/A	1815	N/A	202	135	N/A	N/A	202	0
25/07/2014 30/06/2022						1567	N/A	519	346	N/A	N/A	519	0
21/07/2015 30/06/2022	38	1047	1047	1047	N/A	9322	N/A	5305	3536	N/A	N/A	5305	0
23/03/2016 30/06/2022	226	4017	4017	4017	N/A	16871	N/A	5106	3404	N/A	N/A	5106	0
09/03/2018 30/06/2022	409	11765	11765	11765	N/A	<b>Total</b>	<b>0</b>	<b>11134</b>	<b>7422</b>	<b>0</b>	<b>0</b>	<b>11134</b>	<b>0</b>



Date of Purchase Valuation	Units In Parcel	Purchase Cost	Adjusted Purchase Cost	Reduced Cost Base	Indexed Cost Base Frozen at 30/09/1999	Valuation	Capital Gains Calculation Method				Estimated Total of Capital Gains Chosen			Estimated Capital Loss
							Non Discount Method		Discount Method (After Discount)		Indexed Method	Other Gains	Discount Method (Before Discount)	
							Discount Method	Discount Method	Discount Method	Discount Method				
<b>Shares</b>														
Brambles Limited - BXB	1271 ✓	12607	12607	12607	N/A	13612	1004	N/A	N/A	N/A	1004	N/A	0	
						<b>Total</b>	<b>1004</b>	<b>0</b>	<b>0</b>	<b>0</b>	<b>1004</b>	<b>0</b>	<b>0</b>	
Commonwealth Bank of Aust - CBA	114	8320	8320	8320	N/A	10303	N/A	1983	1322	N/A	N/A	1983	0	
02/09/2015 30/06/2022	99	7630	7630	7630	N/A	8947	N/A	1317	878	N/A	N/A	1317	0	
22/09/2017 30/06/2022	137	10496	10496	10496	N/A	12382	N/A	1885	1257	N/A	N/A	1885	0	
09/03/2018 30/06/2022						<b>Total</b>	<b>0</b>	<b>5186</b>	<b>3457</b>	<b>0</b>	<b>0</b>	<b>5186</b>	<b>0</b>	
CSL Limited - CSL	65	5863	5863	5863	N/A	17488	N/A	11625	7750	N/A	N/A	11625	0	
10/02/2015 30/06/2022	26	3492	3492	3492	N/A	6995	N/A	3503	2335	N/A	N/A	3503	0	
22/09/2017 30/06/2022	16 ✓	4355	4355	4355	N/A	4304	0	N/A	N/A	N/A	0	N/A	50	
31/03/2022 30/06/2022						<b>Total</b>	<b>0</b>	<b>15128</b>	<b>10085</b>	<b>0</b>	<b>0</b>	<b>15128</b>	<b>50</b>	
G8 Education Limited - GEM	11023 ✓	12646	12646	12646	N/A	11629	0	N/A	N/A	N/A	0	N/A	1017	
31/03/2022 30/06/2022						<b>Total</b>	<b>0</b>	<b>0</b>	<b>0</b>	<b>0</b>	<b>0</b>	<b>0</b>	<b>1017</b>	
L1 Long Short Fund Limited - LSF	7103	14206	14206	14206	N/A	18183	N/A	3977	2651	N/A	N/A	3977	0	
17/04/2018 30/06/2022						<b>Total</b>	<b>0</b>	<b>3977</b>	<b>2651</b>	<b>0</b>	<b>0</b>	<b>3977</b>	<b>0</b>	
Macquarie Group Limited - MQG	86	9015	9015	9015	N/A	14147	N/A	5132	3421	N/A	N/A	5132	0	
09/03/2018 30/06/2022						<b>Total</b>	<b>0</b>	<b>5132</b>	<b>3421</b>	<b>0</b>	<b>0</b>	<b>5132</b>	<b>0</b>	
Resmed Inc - RMD	430	5414	5414	5414	N/A	13196	N/A	7782	5188	N/A	N/A	7782	0	
09/03/2018 30/06/2022	334 ✓	10933	10933	10933	N/A	10250	0	N/A	N/A	N/A	0	N/A	682	
31/03/2022 30/06/2022						<b>Total</b>	<b>0</b>	<b>7782</b>	<b>5188</b>	<b>0</b>	<b>0</b>	<b>7782</b>	<b>682</b>	
SUNCORP GROUP LIMITED - SUN	431	5590	5590	5590	N/A	4732	N/A	0	0	N/A	N/A	0	858	
22/09/2017 30/06/2022	1061 ✓	11950	11950	11950	N/A	11649	0	N/A	N/A	N/A	0	N/A	300	
31/03/2022 30/06/2022						<b>Total</b>	<b>0</b>	<b>0</b>	<b>0</b>	<b>0</b>	<b>0</b>	<b>0</b>	<b>1158</b>	
Telstra Corporation Limited. - TLS	2194	12033	12033	12033	N/A	8446	N/A	0	0	N/A	N/A	0	3586	
01/06/2014 30/06/2022	688	3477	3477	3477	N/A	2648	N/A	0	0	N/A	N/A	0	828	
14/12/2016 30/06/2022	2460 ✓	9692	9692	9692	N/A	9471	0	N/A	N/A	N/A	0	N/A	221	
31/03/2022 30/06/2022						<b>Total</b>	<b>0</b>	<b>0</b>	<b>0</b>	<b>0</b>	<b>0</b>	<b>0</b>	<b>4637</b>	

Date of Purchase Valuation	Units In Parcel	Purchase Cost	Adjusted Purchase Cost	Reduced Cost Base	Indexed Cost Base Frozen at 30/09/1999	Valuation	Capital Gains Calculation Method				Estimated Total of Capital Gains Chosen			Estimated Capital Loss
							Non Discount Method		Discount Method (After Discount)		Indexed Method	Other Gains	Discount Method (Before Discount)	
							Discount Method	Discount Method	Discount Method	Discount Method				
<b>Shares</b>														
Westpac Banking Corp - WBC														
17/07/2014	417	14228	14228	14228	N/A	8131	N/A	0	0	N/A	N/A	0	0	6097
05/08/2016	89	2713	2713	2713	N/A	1735	N/A	0	0	N/A	N/A	0	0	977
09/03/2018	275	8297	8297	8297	N/A	5362	N/A	0	0	N/A	N/A	0	0	2935
31/03/2022	581	14218	14218	14218	N/A	11329	0	N/A	N/A	N/A	0	N/A	0	2889
						<b>Total</b>	<b>0</b>	<b>0</b>	<b>0</b>	<b>0</b>	<b>0</b>	<b>0</b>	<b>0</b>	<b>12899</b>
Woodside Energy Group Ltd - WDS														
05/03/2019	509	18094	18094	18094	N/A	16206	N/A	0	0	N/A	N/A	0	0	1887
31/03/2022	128	4163	4163	4163	N/A	4075	0	N/A	N/A	N/A	0	N/A	0	87
01/06/2022	129	3839	3839	3839	N/A	4107	268	N/A	N/A	N/A	268	N/A	0	0
						<b>Total</b>	<b>268</b>	<b>0</b>	<b>0</b>	<b>0</b>	<b>0</b>	<b>0</b>	<b>0</b>	<b>1975</b>
Wesfarmers Limited - WES														
08/08/2014	250	7156	7156	7156	N/A	10477	N/A	3321	2214	N/A	N/A	3321	0	0
31/03/2022	157	8039	8039	8039	N/A	6579	0	N/A	N/A	N/A	0	N/A	0	1459
						<b>Total</b>	<b>0</b>	<b>3321</b>	<b>2214</b>	<b>0</b>	<b>0</b>	<b>3321</b>	<b>0</b>	<b>1459</b>
Woolworths Group Limited - WOW														
31/03/2022	567	21168	21168	21168	N/A	20185	0	N/A	N/A	N/A	0	N/A	0	983
						<b>Total</b>	<b>0</b>	<b>0</b>	<b>0</b>	<b>0</b>	<b>0</b>	<b>0</b>	<b>0</b>	<b>983</b>
						<b>Grand Total</b>	<b>3790</b>	<b>62322</b>	<b>41548</b>	<b>0</b>	<b>3790</b>	<b>62322</b>	<b>50886</b>	

N/A means either of the following:

- Discount Method: Not applicable where assets have been held for less than 12 months.
- Non-Discount Method: Indexed Method is not applicable to assets purchased after 21/9/1999.

Gains from assets purchased after 21/9/1999 and held less than 12 months will default to the Non-Discount Method – Other Gains.

Gains and Losses on certain assets are not included in the above CGT report. If you held investments in warrants, traditional securities or Pooled Development Funds, please refer to the "Limitations and Assumptions" section in the Tax Report Guide for further information on the reporting of these assets.



## **Complaints**

If you have a complaint, please call our Customer Relations team on 1800 998 185, email [asgard.investor.services@asgard.com.au](mailto:asgard.investor.services@asgard.com.au) or write to us at PO Box 7490, Cloisters Square WA 6850. If the issue has not been resolved to your satisfaction, you can lodge a complaint with the Australian Financial Complaints Authority (AFCA). AFCA provides fair and independent financial services complaint resolution that is free to consumers.

Online: [www.afca.org.au](http://www.afca.org.au)

Email: [info@afca.org.au](mailto:info@afca.org.au)

Phone: 1800 931 678

Mail: Australian Financial Complaints Authority GPO Box 3 Melbourne VIC 3001



# 23900 - Dividends Received

2022 Financial Year

---

**Preparer** Louise Barlow

**Reviewer** Sam Greco

**Status** Ready for Review

Account Code	Description	CY Balance	LY Balance	Change
ALD.AX	Ampol Limited	(\$242.73)	(\$125.28)	93.75%
ALL.AX	Aristocrat Leisure Limited	(\$168.92)	(\$41.20)	310%
AMC.AX	Amcor Plc	(\$710.63)	(\$533.85)	33.11%
ANZ.AX	Australia & New Zealand Banking Group Limited	(\$1,065.00)	(\$450.00)	136.67%
BHP.AX	BHP Group Limited	(\$8,837.91)	(\$2,146.48)	311.74%
BLD.AX	Boral Limited.	(\$82.74)		100%
CBA.AX	Commonwealth Bank Of Australia.	(\$1,432.50)	(\$947.36)	51.21%
CSL.AX	CSL Limited	(\$274.14)	(\$256.50)	6.88%
JHG.AX	Janus Henderson Group Plc	(\$359.59)	(\$446.63)	(19.49)%
LSF.AX	L1 Long Short Fund Limited	(\$1,225.00)	(\$262.50)	366.67%
MPL.AX	Medibank Private Limited	(\$104.00)	(\$96.80)	7.44%
MQG.AX	Macquarie Group Limited	(\$522.02)	(\$270.90)	92.7%
NAB.AX	National Australia Bank Limited	(\$532.13)	(\$251.40)	111.67%
QBE.AX	QBE Insurance Group Limited	(\$348.30)	(\$46.44)	650%
RHC.AX	Ramsay Health Care Limited	(\$171.20)	(\$54.81)	212.35%
RMD.AX	Resmed Inc	(\$103.72)		100%
SUN.AX	Suncorp Group Limited	(\$306.01)	(\$155.16)	97.22%
TLS.AX	Telstra Corporation Limited.	(\$461.12)	(\$461.12)	0%
WBC.AX	Westpac Banking Corporation	(\$1,299.42)	(\$695.09)	86.94%
WES.AX	Wesfarmers Limited	(\$425.00)	(\$457.50)	(7.1)%
WPL.AX	Woodside Petroleum Ltd	(\$952.80)	(\$262.36)	263.17%

TOTAL	CY Balance	LY Balance
	(\$19,624.88)	(\$7,961.38)

### Supporting Documents

- Dividend Reconciliation Report Report
- Investment Income Comparison Report Report
- Dividends Received - Asgard.pdf

### Standard Checklist

- Attach copies of all dividend statements
- Attach copy of Dividend Reconciliation Report
- Attach copy of Investment Income Comparison Report

**VSML Futures Super Fund**

**Dividend Reconciliation Report**

For The Period 01 July 2021 - 30 June 2022

Date	Net Payment Received	Australian Income			Foreign Income			Withheld		
		Unfranked	Franked	Franking Credits	Foreign Income	Foreign Credits	NZ Credits	TFN Withheld	Non-Resident	LIC Deduction
<b>Shares in Listed Companies (Australian)</b>										
ALD.AX Ampol Limited										
23/09/2021	135.72	0.00	135.72	58.17						
31/03/2022	107.01	0.00	107.01	45.86						
	242.73	0.00	242.73	104.03						
ALL.AX Aristocrat Leisure Limited										
02/07/2021	61.80	0.00	61.80	26.49						
17/12/2021	107.12	0.00	107.12	45.91						
	168.92	0.00	168.92	72.40						
AMC.AX Amcor Plc										
28/09/2021	135.25	135.25	0.00	0.00						
14/12/2021	135.92	135.92	0.00	0.00						
15/03/2022	143.06	143.06	0.00	0.00						
14/06/2022	296.40	296.40	0.00	0.00						
	710.63	710.63	0.00	0.00						
ANZ.AX Australia & New Zealand Banking Group Limited										
01/07/2021	525.00	0.00	525.00	225.00						

**VSML Futures Super Fund**

**Dividend Reconciliation Report**

For The Period 01 July 2021 - 30 June 2022

Date	Net Payment Received	Australian Income			Foreign Income			Withheld		
		Unfranked	Franked	Franking Credits	Foreign Income	Foreign Credits	NZ Credits	TFN Withheld	Non-Resident	LIC Deduction
16/12/2021	540.00	0.00	540.00	231.43						
	1,065.00	0.00	1,065.00	456.43						
BHP.AX BHP Group Limited										
21/09/2021	2,821.17	0.00	2,821.17	1,209.07						
28/03/2022	2,161.70	0.00	2,161.70	926.44						
01/06/2022	3,855.04	0.00	3,855.04	1,652.16						
	8,837.91	0.00	8,837.91	3,787.67						
BLD.AX Boral Limited.										
14/02/2022	82.74	82.74	0.00	0.00						
	82.74	82.74	0.00	0.00						
CBA.AX Commonwealth Bank Of Australia.										
29/09/2021	764.00	0.00	764.00	327.43						
30/03/2022	668.50	0.00	668.50	286.50						
	1,432.50	0.00	1,432.50	613.93						
CSL.AX CSL Limited										
30/09/2021	144.66	130.19	14.47	6.20						
06/04/2022	129.48	129.48	0.00	0.00						

**VSML Futures Super Fund**

**Dividend Reconciliation Report**

For The Period 01 July 2021 - 30 June 2022

Date	Net Payment Received	Australian Income			Foreign Income			Withheld		
		Unfranked	Franked	Franking Credits	Foreign Income	Foreign Credits	NZ Credits	TFN Withheld	Non-Resident	LIC Deduction
	274.14	259.67	14.47	6.20						
JHG.AX Janus Henderson Group Plc										
25/08/2021	118.43	118.43	0.00	0.00						
24/11/2021	118.57	118.57	0.00	0.00						
28/02/2022	122.59	122.59	0.00	0.00						
	359.59	359.59	0.00	0.00						
LSF.AX L1 Long Short Fund Limited										
01/10/2021	525.00	0.00	525.00	225.00						
01/04/2022	700.00	0.00	700.00	300.00						
	1,225.00	0.00	1,225.00	525.00						
MPL.AX Medibank Private Limited										
30/09/2021	55.20	0.00	55.20	23.66						
24/03/2022	48.80	0.00	48.80	20.91						
	104.00	0.00	104.00	44.57						
MQG.AX Macquarie Group Limited										
02/07/2021	288.10	172.86	115.24	49.39						
14/12/2021	233.92	140.35	93.57	40.10						

**VSML Futures Super Fund**

**Dividend Reconciliation Report**

For The Period 01 July 2021 - 30 June 2022

Date	Net Payment Received	Australian Income			Foreign Income			Withheld		
		Unfranked	Franked	Franking Credits	Foreign Income	Foreign Credits	NZ Credits	TFN Withheld	Non-Resident	LIC Deduction
	522.02	313.21	208.81	89.49						
NAB.AX National Australia Bank Limited										
02/07/2021	251.40	0.00	251.40	107.74						
15/12/2021	280.73	0.00	280.73	120.31						
	532.13	0.00	532.13	228.05						
QBE.AX QBE Insurance Group Limited										
24/09/2021	127.71	114.94	12.77	5.47						
12/04/2022	220.59	198.53	22.06	9.45						
	348.30	313.47	34.83	14.92						
RHC.AX Ramsay Health Care Limited										
30/09/2021	116.39	0.00	116.39	49.88						
31/03/2022	54.81	0.00	54.81	23.49						
	171.20	0.00	171.20	73.37						
RMD.AX Resmed Inc										
23/09/2021	21.47	21.47	0.00	0.00						
16/12/2021	21.04	21.04	0.00	0.00						
17/03/2022	21.42	0.00	0.00	0.00	21.42	3.78				

**VSML Futures Super Fund**

**Dividend Reconciliation Report**

For The Period 01 July 2021 - 30 June 2022

Date	Net Payment Received	Australian Income			Foreign Income			Withheld		
		Unfranked	Franked	Franking Credits	Foreign Income	Foreign Credits	NZ Credits	TFN Withheld	Non-Resident	LIC Deduction
16/06/2022	39.79	39.79	0.00	0.00						
	103.72	82.30	0.00	0.00	21.42	3.78				
SUN.AX Suncorp Group Limited										
22/09/2021	206.88	0.00	206.88	88.66						
01/04/2022	99.13	0.00	99.13	42.48						
	306.01	0.00	306.01	131.14						
TLS.AX Telstra Corporation Limited.										
23/09/2021	230.56	0.00	230.56	98.81						
01/04/2022	230.56	0.00	230.56	98.81						
	461.12	0.00	461.12	197.62						
WBC.AX Westpac Banking Corporation										
17/12/2021	468.60	0.00	468.60	200.83						
24/06/2022	830.82	0.00	830.82	356.07						
	1,299.42	0.00	1,299.42	556.90						
WES.AX Wesfarmers Limited										
07/10/2021	225.00	0.00	225.00	96.43						
30/03/2022	200.00	0.00	200.00	85.71						



VSML Futures Super Fund

# Dividend Reconciliation Report

For The Period 01 July 2021 - 30 June 2022

Date	Net Payment Received	Australian Income			Foreign Income			Withheld		
		Unfranked	Franked	Franking Credits	Foreign Income	Foreign Credits	NZ Credits	TFN Withheld	Non-Resident	LIC Deduction
	425.00	0.00	425.00	182.14						
WPL.AX Woodside Petroleum Ltd										
24/09/2021	208.86	0.00	208.86	89.51						
23/03/2022	743.94	0.00	743.94	318.83						
	952.80	0.00	952.80	408.34						
	<b>19,624.88</b>	<b>2,121.61</b>	<b>17,481.85</b>	<b>7,492.20</b>	<b>21.42</b>	<b>3.78</b>				
<b>TOTAL</b>	<b>19,624.88</b>	<b>2,121.61</b>	<b>17,481.85</b>	<b>7,492.20</b>	<b>21.42</b>	<b>3.78</b>				

Tax Return Reconciliation

	Totals	Tax Return Label
Unfranked	2,121.61	J
Franked Dividends	17,481.85	K
Franking Credits	7,492.20	L

## VSML Futures Super Fund

# Investment Income Comparison Report

As at 30 June 2022

Investment	Ledger Data				ASX & UUT Data						
	Transaction Date	Income Amount	Franking Credit	Date Payable	Ex Div/Dist Date	Units On Hand	45 Day Qualified	Amount per share/unit	Estimated Income	Estimated Franking*	
<b>Reconciled</b>											
<b>Shares in Listed Companies (Australian)</b>											
ALD.AX	Ampol Limited	23/09/2021	135.72	58.17	23/09/2021	03/09/2021	261.00	261.00	0.5200	135.72	58.17
ALD.AX	Ampol Limited	31/03/2022	107.01	45.86	31/03/2022	04/03/2022	261.00	261.00	0.4100	107.01	45.86
ALL.AX	Aristocrat Leisure Limited	02/07/2021	61.80	26.49	02/07/2021	28/05/2021	412.00	412.00	0.1500	61.80	26.49
ALL.AX	Aristocrat Leisure Limited	17/12/2021	107.12	45.91	17/12/2021	01/12/2021	412.00	412.00	0.2600	107.12	45.91
AMC.AX	Amcor Plc	28/09/2021	135.25	0.00	28/09/2021	07/09/2021	849.00	849.00	0.1593	135.25	0.00
AMC.AX	Amcor Plc	14/12/2021	135.92	0.00	14/12/2021	23/11/2021	849.00	849.00	0.1601	135.92	0.00
AMC.AX	Amcor Plc	15/03/2022	143.06	0.00	15/03/2022	22/02/2022	849.00	849.00	0.1685	143.06	0.00
AMC.AX	Amcor Plc	14/06/2022	296.40	0.00	14/06/2022	24/05/2022	1,777.00	1,777.00	0.1668	296.40	0.00
ANZ.AX	Australia & New Zealand Banking Group Limited	01/07/2021	525.00	225.00	01/07/2021	10/05/2021	750.00	750.00	0.7000	525.00	225.00
ANZ.AX	Australia & New Zealand Banking Group Limited	16/12/2021	540.00	231.43	16/12/2021	08/11/2021	750.00	750.00	0.7200	540.00	231.43
BLD.AX	Boral Limited.	14/02/2022	82.74	0.00	14/02/2022	04/02/2022	1,182.00	1,182.00	0.0700	82.74	0.00
CBA.AX	Commonwealth Bank Of Australia.	29/09/2021	764.00	327.43	29/09/2021	17/08/2021	382.00	382.00	2.0000	764.00	327.43
CBA.AX	Commonwealth Bank Of Australia.	30/03/2022	668.50	286.50	30/03/2022	16/02/2022	382.00	382.00	1.7500	668.50	286.50
CSL.AX	CSL Limited	30/09/2021	144.66	6.20	30/09/2021	02/09/2021	91.00	91.00	1.5897	144.66	6.20
CSL.AX	CSL Limited	06/04/2022	129.48	0.00	06/04/2022	07/03/2022	91.00	91.00	1.4229	129.48	0.00
JHG.AX	Janus Henderson Group Plc	25/08/2021	118.43	0.00	25/08/2021	06/08/2021	231.00	231.00	0.5127	118.43	0.00
JHG.AX	Janus Henderson Group Plc	24/11/2021	118.57	0.00	24/11/2021	05/11/2021	231.00	231.00	0.5133	118.57	0.00
JHG.AX	Janus Henderson Group Plc	28/02/2022	122.59	0.00	28/02/2022	11/02/2022	231.00	231.00	0.5307	122.59	0.00
JHX.AX	James Hardie Industries Plc	17/12/2021	372.41		17/12/2021	18/11/2021	678.00	678.00	0.5493	372.41	0.00
LSF.AX	L1 Long Short Fund Limited	01/10/2021	525.00	225.00	01/10/2021	13/09/2021	17,500.00	17,500.00	0.0300	525.00	225.00

## VSML Futures Super Fund

# Investment Income Comparison Report

As at 30 June 2022

Investment		Ledger Data			ASX & UUT Data							
		Transaction Date	Income Amount	Franking Credit	Date Payable	Ex Div/Dist Date	Units On Hand	45 Day Qualified	Amount per share/unit	Estimated Income	Estimated Franking*	
LSF.AX	L1 Long Short Fund Limited	01/04/2022	700.00	300.00	01/04/2022	14/03/2022	17,500.00	17,500.00	0.0400	700.00	300.00	
MPL.AX	Medibank Private Limited	30/09/2021	55.20	23.66	30/09/2021	08/09/2021	800.00	800.00	0.0690	55.20	23.66	
MPL.AX	Medibank Private Limited	24/03/2022	48.80	20.91	24/03/2022	04/03/2022	800.00	800.00	0.0610	48.80	20.91	
MQG.AX	Macquarie Group Limited	02/07/2021	288.10	49.39	02/07/2021	17/05/2021	86.00	86.00	3.3500	288.10	49.39	
MQG.AX	Macquarie Group Limited	14/12/2021	233.92	40.10	14/12/2021	08/11/2021	86.00	86.00	2.7200	233.92	40.10	
NAB.AX	National Australia Bank Limited	02/07/2021	251.40	107.74	02/07/2021	13/05/2021	419.00	419.00	0.6000	251.40	107.74	
NAB.AX	National Australia Bank Limited	15/12/2021	280.73	120.31	15/12/2021	15/11/2021	419.00	419.00	0.6700	280.73	120.31	
QBE.AX	QBE Insurance Group Limited	24/09/2021	127.71	5.47	24/09/2021	19/08/2021	1,161.00	1,161.00	0.1100	127.71	5.47	
QBE.AX	QBE Insurance Group Limited	12/04/2022	220.59	9.45	12/04/2022	07/03/2022	1,161.00	1,161.00	0.1900	220.59	9.45	
RHC.AX	Ramsay Health Care Limited	30/09/2021	116.39	49.88	30/09/2021	06/09/2021	113.00	113.00	1.0300	116.39	49.88	
RHC.AX	Ramsay Health Care Limited	31/03/2022	54.81	23.49	31/03/2022	07/03/2022	113.00	113.00	0.4850	54.80	23.49	
SUN.AX	Suncorp Group Limited	22/09/2021	206.88	88.66	22/09/2021	13/08/2021	431.00	431.00	0.4800	206.88	88.66	
SUN.AX	Suncorp Group Limited	01/04/2022	99.13	42.48	01/04/2022	14/02/2022	431.00	431.00	0.2300	99.13	42.48	
TLS.AX	Telstra Corporation Limited.	23/09/2021	230.56	98.81	23/09/2021	25/08/2021	2,882.00	2,882.00	0.0800	230.56	98.81	
TLS.AX	Telstra Corporation Limited.	01/04/2022	230.56	98.81	01/04/2022	02/03/2022	2,882.00	2,882.00	0.0800	230.56	98.81	
WBC.AX	Westpac Banking Corporation	17/12/2021	468.60	200.83	21/12/2021	05/11/2021	781.00	781.00	0.6000	468.60	200.83	
WBC.AX	Westpac Banking Corporation	24/06/2022	830.82	356.07	24/06/2022	19/05/2022	1,362.00	1,362.00	0.6100	830.82	356.07	
WES.AX	Wesfarmers Limited	07/10/2021	225.00	96.43	07/10/2021	01/09/2021	250.00	250.00	0.9000	225.00	96.43	
WES.AX	Wesfarmers Limited	30/03/2022	200.00	85.71	30/03/2022	22/02/2022	250.00	250.00	0.8000	200.00	85.71	
WPL.AX	Woodside Petroleum Ltd	24/09/2021	208.86	89.51	24/09/2021	30/08/2021	509.00	509.00	0.4103	208.86	89.51	
WPL.AX	Woodside Petroleum Ltd	23/03/2022	743.94	318.83	23/03/2022	24/02/2022	509.00	509.00	1.4616	743.94	318.83	
			<b>11,055.66</b>	<b>3,704.53</b>						<b>27.3602</b>	<b>11,055.68</b>	<b>3,704.53</b>

VSML Futures Super Fund

Investment Income Comparison Report

As at 30 June 2022

Investment	Ledger Data			ASX & UUT Data						
	Transaction Date	Income Amount	Franking Credit	Date Payable	Ex Div/Dist Date	Units On Hand	45 Day Qualified	Amount per share/unit	Estimated Income	Estimated Franking*
<b>Unreconciled</b>										
<b>Fixed Interest Securities (Australian) - Unitised</b>										
BTA0499AU	PIMCO WS Pls Diversified Fix Int Fd			30/09/2021	30/09/2021	19,451.39	19,451.39	0.0022	42.79	
BTA0499AU	PIMCO WS Pls Diversified Fix Int Fd			31/12/2021	31/12/2021	19,451.39	19,451.39	0.0001	1.95	
BTA0499AU	PIMCO WS Pls Diversified Fix Int Fd			31/03/2022	31/03/2022	19,451.39	19,451.39	0.0001	1.95	
BTA0499AU	PIMCO WS Pls Diversified Fix Int Fd	30/06/2022	46.00							
			<b>46.00</b>					<b>0.0024</b>	<b>46.68</b>	
<b>Managed Investments (Australian)</b>										
BAR0001AU	Barwon Gbl List Priv Eqty Fd	30/06/2022	789.00							
BGL0044AU	iShares Hdg Inter Eq In Fd	30/06/2022	157.00	30/06/2022	30/06/2022	18,528.00	18,528.00	0.0085	157.30	
BGL0105AU	iShares Australian Bond Index Fund	30/06/2022	82.00	30/06/2022	30/06/2022	18,616.00	18,616.00	0.0044	82.77	
BGL0106AU	iShares International Eq Index Fd	30/06/2022	1,063.00	30/06/2022	30/06/2022	17,727.05	17,727.05	0.0600	1,063.18	
BGL0108AU	iShares Aust Listed Prop Ind Fd	30/06/2022	141.00	3.00	30/06/2022	30/06/2022	11,898.00	11,898.00	0.0119	141.51
CSA0038AU	Bentham Global Income Fund			30/07/2021	30/07/2021	15,504.00	15,504.00	0.0026	40.31	
CSA0038AU	Bentham Global Income Fund			31/08/2021	31/08/2021	15,504.00	15,504.00	0.0026	40.31	
CSA0038AU	Bentham Global Income Fund			30/09/2021	30/09/2021	18,288.00	18,288.00	0.0027	49.38	
CSA0038AU	Bentham Global Income Fund			29/10/2021	29/10/2021	18,288.00	18,288.00	0.0027	49.38	
CSA0038AU	Bentham Global Income Fund			30/11/2021	30/11/2021	18,288.00	18,288.00	0.0026	47.55	
CSA0038AU	Bentham Global Income Fund			31/12/2021	31/12/2021	18,288.00	18,288.00	0.0027	49.38	
CSA0038AU	Bentham Global Income Fund			31/01/2022	31/01/2022	18,288.00	18,288.00	0.0026	47.55	
CSA0038AU	Bentham Global Income Fund			28/02/2022	28/02/2022	18,288.00	18,288.00	0.0026	47.55	

## VSML Futures Super Fund

# Investment Income Comparison Report

As at 30 June 2022

Investment	Ledger Data			ASX & UUT Data							
	Transaction Date	Income Amount	Franking Credit	Date Payable	Ex Div/Dist Date	Units On Hand	45 Day Qualified	Amount per share/unit	Estimated Income	Estimated Franking*	
CSA0038AU	Bentham Global Income Fund			31/03/2022	31/03/2022	18,288.00	18,288.00	0.0025	45.72		
CSA0038AU	Bentham Global Income Fund			29/04/2022	29/04/2022	18,288.00	18,288.00	0.0026	47.55		
CSA0038AU	Bentham Global Income Fund			31/05/2022	31/05/2022	18,288.00	18,288.00	0.0026	47.55		
CSA0038AU	Bentham Global Income Fund	30/06/2022	584.00	0.00	30/06/2022	30/06/2022	18,288.00	18,288.00	0.0040	73.15	
FIL31.AX	Fidelity Global Emerging Markets Fund	30/06/2022	109.00								
GLOB.AX	Barrow Hanley Global Share Fund (managed Fund)	30/06/2022	251.00								
HOW3590AU	Lennox Australian Small Comp Fd			31/12/2021	31/12/2021	10,550.00	10,550.00	0.0072	75.96		
HOW3590AU	Lennox Australian Small Comp Fd	30/06/2022	890.00	149.00	30/06/2022	30/06/2022	14,364.00	14,364.00	0.0569	817.31	
LAZ0014AU	Lazard Global Listed Infrastructure			15/07/2021	30/06/2021	13,484.00	13,484.00	0.0284	383.62		
LAZ0014AU	Lazard Global Listed Infrastructure			30/09/2021	30/09/2021	13,484.00	13,484.00	0.0240	323.79		
LAZ0014AU	Lazard Global Listed Infrastructure			10/01/2022	31/12/2021	13,484.00	13,484.00	0.0035	47.75		
LAZ0014AU	Lazard Global Listed Infrastructure			31/03/2022	31/03/2022	13,484.00	13,484.00	0.0043	57.81		
LAZ0014AU	Lazard Global Listed Infrastructure	30/06/2022	1,359.00	9.00							
MIA0001AU	MFS Global Equity Trust	30/06/2022	3,095.00		30/06/2022	30/06/2022	14,079.00	14,079.00	0.2199	3,095.35	
VAN0018AU	Vanguard Int'l Prop Secs Index Fund			30/09/2021	30/09/2021	23,376.00	23,376.00	0.0129	300.57		
VAN0018AU	Vanguard Int'l Prop Secs Index Fund			12/01/2022	31/12/2021	23,376.00	23,376.00	0.0264	616.25		
VAN0018AU	Vanguard Int'l Prop Secs Index Fund			31/03/2022	31/03/2022	23,376.00	23,376.00	0.0273	638.22		
VAN0018AU	Vanguard Int'l Prop Secs Index Fund	30/06/2022	271.00								
			<b>8,791.00</b>	<b>161.00</b>				<b>0.5284</b>	<b>8,386.76</b>		
<b>Shares in Listed Companies (Australian)</b>											
BHP.AX	BHP Group Limited	21/09/2021	2,821.17	1,209.07	21/09/2021	02/09/2021	1,039.00	1,039.00	2.7153	2,821.17	1,209.07

VSML Futures Super Fund

Investment Income Comparison Report

As at 30 June 2022

Investment	Ledger Data				ASX & UUT Data						
	Transaction Date	Income Amount	Franking Credit	Date Payable	Ex Div/Dist Date	Units On Hand	45 Day Qualified	Amount per share/unit	Estimated Income	Estimated Franking*	
BHP.AX	BHP Group Limited	28/03/2022	2,161.70	926.44	28/03/2022	24/02/2022	1,039.00	1,039.00	2.0806	2,161.70	926.44
BHP.AX	BHP Group Limited	01/06/2022	3,855.04	1,652.16							
RMD.AX	Resmed Inc	23/09/2021	21.47	0.00	23/09/2021	18/08/2021	430.00	430.00	0.0412	17.70	0.00
RMD.AX	Resmed Inc	16/12/2021	21.04	0.00	16/12/2021	10/11/2021	430.00	430.00	0.0403	17.34	0.00
RMD.AX	Resmed Inc	17/03/2022	21.42	0.00	17/03/2022	09/02/2022	430.00	430.00	0.0410	17.64	0.00
RMD.AX	Resmed Inc	16/06/2022	39.79	0.00	16/06/2022	11/05/2022	764.00	764.00	0.0429	32.78	0.00
			<b>8,941.63</b>	<b>3,787.67</b>					<b>4.9612</b>	<b>5,068.32</b>	<b>2,135.51</b>
<b>Units in Listed Unit Trusts (Australian)</b>											
ETL0419AU	Pan-Tribal Global Equity Fund	30/06/2022	12.00								
			<b>12.00</b>								
			<b>28,846.29</b>	<b>7,653.20</b>					<b>32.8522</b>	<b>24,557.45</b>	<b>5,840.04</b>

\*Franking credit is estimated using 45 day qualified units. The estimation might not be accurate for preference shares and hedging arrangements.

## DIVIDEND INCOME SCHEDULE

### DIVIDEND INCOME FOR THE TAX YEAR ENDED 30 JUNE 2022

This schedule is for your reference only and does not need to be submitted with your tax return.

Asset Name	Date Paid	Amount Paid	Unfranked Dividends	Franked Dividends	Franking Credits	Return of Capital
<b>Shares</b>						
Ampol Limited - ALD						
	23/09/2021	135	0	135	58	0 ✓
	31/03/2022	107	0	107	45	0
Aristocrat Leisure Limited - ALL						
	02/07/2021	61	0	61	26	0
	17/12/2021	107	0	107	45	0
ANZ Banking Group - ANZ						
	01/07/2021	525	0	525	225	0
	16/12/2021	540	0	540	231	0
BHP Group Limited - BHP						
	21/09/2021	2,821 ✓	0	2,821	1,209	0
	28/03/2022	2,161 ✓	0	2,161	926	0
	01/06/2022	3,855	0	3,855	1,652	0
Boral Limited - BLD						
	14/02/2022	3,215	82	0	0	3,132 ✓
Commonwealth Bank of Aust - CBA						
	29/09/2021	764	0	764	327	0
	30/03/2022	668	0	668	286	0
CSL Limited - CSL						
	30/09/2021	144	130	14	6	0
	06/04/2022	129	129	0	0	0
Janus Henderson Group PLC - JHG						
	25/08/2021	118	118	0	0	0
	24/11/2021	118	118	0	0	0
	28/02/2022	122	122	0	0	0
L1 Long Short Fund Limited - LSF						
	01/10/2021	525	0	525	225	0
	01/04/2022	700	0	700	300	0
Medibank Private Limited - MPL						
	30/09/2021	55	0	55	23	0
	24/03/2022	48	0	48	20	0
Macquarie Group Limited - MQG						
	02/07/2021	288	172	115	49	0
	14/12/2021	233	140	93	40	0
National Australia Bank Ltd - NAB						
	02/07/2021	251	0	251	107	0
	15/12/2021	280	0	280	120	0



Asset Name	Date Paid	Amount Paid	Unfranked Dividends	Franked Dividends	Franking Credits	Return of Capital
<b>Shares</b>						
QBE Insurance Group Limited - QBE						
	24/09/2021	127	114	12	5	0
	12/04/2022	220	198	22	9	0
Ramsay Health Care Limited - RHC						
	30/09/2021	116	0	116	49	0
	31/03/2022	54	0	54	23	0
SUNCORP GROUP LIMITED - SUN						
	22/09/2021	206	0	206	88	0
	01/04/2022	99	0	99	42	0
Telstra Corporation Limited. - TLS						
	23/09/2021	230	0	230	98	0
	01/04/2022	230	0	230	98	0
Westpac Banking Corp - WBC						
	21/12/2021	468	0	468	200	0 ✓
	24/06/2022	830	0	830	356	0
Wesfarmers Limited - WES						
	07/10/2021	225	0	225	96	0
	02/12/2021	500	0	0	0	500 ✓
	30/03/2022	200	0	200	85	0
Woodside Petroleum Limited - WPL						
	24/09/2021	208	0	208	89	0
	23/03/2022	743	0	743	318	0
<b>Total*</b>		<b>22,443</b>	<b>1,328</b> ✓	<b>17,482</b>	<b>7,492</b>	<b>3,632</b>

\* May not reconcile with sum of column above as only whole dollars are shown. Date Paid in some cases may reflect the date the dividend data was processed and not the actual date paid.



# 24200 - Contributions

2022 Financial Year

**Preparer** Louise Barlow

**Reviewer** Sam Greco

**Status** Ready for Review

Account Code	Description	CY Balance	LY Balance	Change
PARSTE00001A	(Contributions) Parker, Stephen - Accumulation (Accumulation)	(\$7,930.00)	(\$6,114.34)	29.7%
<b>TOTAL</b>		<b>CY Balance</b>	<b>LY Balance</b>	
		(\$7,930.00)	(\$6,114.34)	

## Supporting Documents

- Contributions Breakdown Report [Report](#)

## Standard Checklist

- Attach copies of S290-170 notices (if necessary)
- Attach copy of Contributions Breakdown Report
- Attach SuperStream Contribution Data Report
- Check Fund is registered for SuperStream (if necessary)
- Ensure all Contributions have been allocated from Bank Accounts
- Ensure Work Test is satisfied if members are over 65

## VSML Futures Super Fund

# Contributions Breakdown Report

For The Period 01 July 2021 - 30 June 2022

### Summary

Member	D.O.B	Age (at 30/06/2021)	Total Super Balance (at 30/06/2021) *1	Concessional	Non-Concessional	Other	Reserves	Total
De Carne, Veronique	Provided	57	379,604.29	0.00	0.00	0.00	0.00	0.00
Parker, Stephen	Provided	61	401,728.24	7,930.00	0.00	0.00	0.00	7,930.00
<b>All Members</b>				<b>7,930.00</b>	<b>0.00</b>	<b>0.00</b>	<b>0.00</b>	<b>7,930.00</b>

\*1 TSB can include information external to current fund's transaction records. The amount is per individual across all funds.

### Contribution Caps

Member	Contribution Type	Contributions	Cap	Current Position
De Carne, Veronique	Concessional (5 year carry forward cap available)	0.00	102,500.00	102,500.00 Below Cap
	Non-Concessional	0.00	110,000.00	110,000.00 Below Cap
Parker, Stephen	Concessional (5 year carry forward cap available)	7,930.00	96,385.66	88,455.66 Below Cap
	Non-Concessional	0.00	110,000.00	110,000.00 Below Cap

### Carry Forward Unused Concessional Contribution Cap

Member	2017	2018	2019	2020	2021	2022	Current Position
De Carne, Veronique							
Concessional Contribution Cap	35,000.00	25,000.00	25,000.00	25,000.00	25,000.00	27,500.00	
Concessional Contribution	0.00	0.00	0.00	0.00	0.00	0.00	
Unused Concessional Contribution	0.00	0.00	25,000.00	25,000.00	25,000.00	27,500.00	
Cumulative Carry Forward Unused	N/A	N/A	0.00	25,000.00	50,000.00	75,000.00	
Maximum Cap Available	35,000.00	25,000.00	25,000.00	50,000.00	75,000.00	102,500.00	102,500.00 Below Cap
Total Super Balance	0.00	204,030.34	294,091.83	319,219.98	288,212.49	379,604.29	

Parker, Stephen							
Concessional Contribution Cap	35,000.00	25,000.00	25,000.00	25,000.00	25,000.00	27,500.00	
Concessional Contribution	0.00	0.00	0.00	0.00	6,114.34	7,930.00	
Unused Concessional Contribution	0.00	0.00	25,000.00	25,000.00	18,885.66	19,570.00	
Cumulative Carry Forward Unused	N/A	N/A	0.00	25,000.00	50,000.00	68,885.66	
Maximum Cap Available	35,000.00	25,000.00	25,000.00	50,000.00	75,000.00	96,385.66	88,455.66 Below Cap
Total Super Balance	0.00	269,174.14	350,471.82	380,413.03	305,716.96	401,728.24	

**NCC Bring Forward Caps**

Member	Bring Forward Cap	2019	2020	2021	2022	Total	Current Position
De Carne, Veronique	N/A	0.00	0.00	0.00	0.00	N/A	Bring Forward Not Triggered
Parker, Stephen	N/A	0.00	0.00	0.00	0.00	N/A	Bring Forward Not Triggered

**Parker, Stephen**

Date	Transaction Description	Contribution Type	Ledger Data				SuperStream Data						
			Concessional	Non-Concession	Other	Reserves	Contribution	Employer	Concessional	Non-Concess	Other		
06/04/2022	173583888 1081438 DEPOSIT TRN:03615399	Personal - Concessional	7,930.00										
<b>Total - Parker, Stephen</b>			<b>7,930.00</b>	<b>0.00</b>	<b>0.00</b>	<b>0.00</b>				<b>0.00</b>	<b>0.00</b>	<b>0.00</b>	
<b>Total for All Members</b>			<b>7,930.00</b>	<b>0.00</b>	<b>0.00</b>	<b>0.00</b>							

# 24700 - Changes in Market Values of Investments

2022 Financial Year

Preparer Louise Barlow

Reviewer Sam Greco

Status Ready for Review

Account Code	Description	CY Balance	LY Balance	Change
24700	Changes in Market Values of Investments	(\$79,256.37)	(\$183,958.15)	(56.92)%
<b>TOTAL</b>		<b>CY Balance</b>	<b>LY Balance</b>	
		(\$79,256.37)	(\$183,958.15)	

## Supporting Documents

- Market Movement [Report](#)
- Realised Capital Gain Report [Report](#)
- Net Capital Gains Reconciliation [Report](#)

## Standard Checklist

- Attach copies of Source Documentation (Contract Notes, Broker Statements, Chess Statements, Contracts of Sale, Managed Fund Statements etc)
- Attach copy of Market Movement report
- Attach copy of Net Capital Gains Reconciliation
- Attach copy of Realised Capital Gain Report
- Ensure all Asset Disposals have been entered
- Ensure all Market Values have been entered for June 30
- Ensure all Tax Deferred Distributions have been entered

VSML Futures Super Fund

Market Movement Report

As at 30 June 2022

Investment	Date	Description	Unrealised				Realised			Total
			Units	Accounting Cost Movement	Market Movement	Depreciation	Balance	Consideration	Accounting Cost Base	
AIA.AX - Auckland International Airport Limited										
	01/07/2021	Opening Balance	1,511.00	0.00	0.00	0.00	10,214.36	0.00	0.00	0.00
	04/04/2022	Purchase	826.00	5,947.42	0.00	0.00	16,161.78	0.00	0.00	0.00
	25/05/2022	Revaluation	0.00	0.00	(457.14)	0.00	15,704.64	0.00	0.00	0.00
	30/06/2022	Revaluation	0.00	0.00	(560.88)	0.00	15,143.76	0.00	0.00	0.00
	<b>30/06/2022</b>		<b>2,337.00</b>	<b>5,947.42</b>	<b>(1,018.02)</b>	<b>0.00</b>	<b>15,143.76</b>	<b>0.00</b>	<b>0.00</b>	<b>0.00</b>
ALD.AX - Ampol Limited										
	01/07/2021	Opening Balance	261.00	0.00	0.00	0.00	7,362.81	0.00	0.00	0.00
	04/04/2022	Disposal	(261.00)	(7,941.14)	0.00	0.00	(578.33)	7,982.48	7,941.14	41.34
	04/04/2022	Writeback	0.00	0.00	578.33	0.00	0.00	0.00	0.00	0.00
	<b>30/06/2022</b>		<b>0.00</b>	<b>(7,941.14)</b>	<b>578.33</b>	<b>0.00</b>	<b>0.00</b>	<b>7,982.48</b>	<b>7,941.14</b>	<b>41.34</b>
ALL.AX - Aristocrat Leisure Limited										
	01/07/2021	Opening Balance	412.00	0.00	0.00	0.00	17,753.08	0.00	0.00	0.00
	04/04/2022	Disposal	(412.00)	(8,522.12)	0.00	0.00	9,230.96	15,247.84	8,522.12	6,725.72
	04/04/2022	Writeback	0.00	0.00	(9,230.96)	0.00	0.00	0.00	0.00	0.00
	<b>30/06/2022</b>		<b>0.00</b>	<b>(8,522.12)</b>	<b>(9,230.96)</b>	<b>0.00</b>	<b>0.00</b>	<b>15,247.84</b>	<b>8,522.12</b>	<b>6,725.72</b>
ALLR.AX - Aristocrat Leisure Limited										
	25/10/2021	Renounceable Rights Issue	21.00	0.00	0.00	0.00	0.00			
	19/11/2021	Disposal	(21.00)	0.00	0.00	0.00	0.00	99.75	0.00	99.75
	<b>30/06/2022</b>		<b>0.00</b>	<b>0.00</b>	<b>0.00</b>	<b>0.00</b>	<b>0.00</b>	<b>99.75</b>	<b>0.00</b>	<b>99.75</b>
AMC.AX - Amcor Plc										
	01/07/2021	Opening Balance	849.00	0.00	0.00	0.00	12,845.37	0.00	0.00	0.00
	04/04/2022	Purchase	928.00	14,223.40	0.00	0.00	27,068.77	0.00	0.00	0.00
	25/05/2022	Revaluation	0.00	0.00	5,254.86	0.00	32,323.63	0.00	0.00	0.00
	30/06/2022	Revaluation	0.00	0.00	(266.55)	0.00	32,057.08	0.00	0.00	0.00
	<b>30/06/2022</b>		<b>1,777.00</b>	<b>14,223.40</b>	<b>4,988.31</b>	<b>0.00</b>	<b>32,057.08</b>	<b>0.00</b>	<b>0.00</b>	<b>0.00</b>
ANZ.AX - Australia & New Zealand Banking Group Limited										
	01/07/2021	Opening Balance	750.00	0.00	0.00	0.00	21,112.50	0.00	0.00	0.00
	04/04/2022	Purchase	296.00	8,236.40	0.00	0.00	29,348.90	0.00	0.00	0.00
	25/05/2022	Revaluation	0.00	0.00	(2,539.92)	0.00	26,808.98	0.00	0.00	0.00
	30/06/2022	Revaluation	0.00	0.00	(3,765.60)	0.00	23,043.38	0.00	0.00	0.00
	<b>30/06/2022</b>		<b>1,046.00</b>	<b>8,236.40</b>	<b>(6,305.52)</b>	<b>0.00</b>	<b>23,043.38</b>	<b>0.00</b>	<b>0.00</b>	<b>0.00</b>

VSML Futures Super Fund

Market Movement Report

As at 30 June 2022

Investment	Date	Description	Unrealised				Realised			Total
			Units	Accounting Cost Movement	Market Movement	Depreciation	Balance	Consideration	Accounting Cost Base	
BAR0001AU - Barwon Gbl List Priv Eqty Fd										
	17/09/2021	Purchase	11,407.00	15,322.00	0.00	0.00	15,322.00	0.00	0.00	0.00
	25/05/2022	Revaluation	0.00	0.00	(5,561.03)	0.00	9,760.97	0.00	0.00	0.00
	30/06/2022	Revaluation	0.00	0.00	(889.75)	0.00	8,871.22	0.00	0.00	0.00
	<b>30/06/2022</b>		<b>11,407.00</b>	<b>15,322.00</b>	<b>(6,450.78)</b>	<b>0.00</b>	<b>8,871.22</b>	<b>0.00</b>	<b>0.00</b>	<b>0.00</b>
BGL0044AU - iShares Hdg Inter Eq In Fd										
	01/07/2021	Opening Balance	18,528.00	0.00	0.00	0.00	12,024.75	0.00	0.00	0.00
	25/05/2022	Revaluation	0.00	0.00	(2,747.97)	0.00	9,276.78	0.00	0.00	0.00
	30/06/2022	Revaluation	0.00	0.00	(460.42)	0.00	8,816.36	0.00	0.00	0.00
	<b>30/06/2022</b>		<b>18,528.00</b>	<b>0.00</b>	<b>(3,208.39)</b>	<b>0.00</b>	<b>8,816.36</b>	<b>0.00</b>	<b>0.00</b>	<b>0.00</b>
BGL0105AU - iShares Australian Bond Index Fund										
	12/05/2022	Purchase	18,616.00	17,304.00	0.00	0.00	17,304.00	0.00	0.00	0.00
	25/05/2022	Revaluation	0.00	0.00	125.42	0.00	17,429.42	0.00	0.00	0.00
	30/06/2022	Revaluation	0.00	0.00	(360.04)	0.00	17,069.38	0.00	0.00	0.00
	<b>30/06/2022</b>		<b>18,616.00</b>	<b>17,304.00</b>	<b>(234.62)</b>	<b>0.00</b>	<b>17,069.38</b>	<b>0.00</b>	<b>0.00</b>	<b>0.00</b>
BGL0106AU - iShares International Eq Index Fd										
	01/07/2021	Opening Balance	33,026.05	0.00	0.00	0.00	35,382.06	0.00	0.00	0.00
	20/05/2022	Disposal	(15,299.00)	(12,360.18)	0.00	0.00	23,021.88	15,389.00	12,360.18	3,028.82
	20/05/2022	Writeback	0.00	0.00	(4,566.17)	0.00	18,455.71	0.00	0.00	0.00
	25/05/2022	Revaluation	0.00	0.00	(925.61)	0.00	17,530.10	0.00	0.00	0.00
	30/06/2022	Revaluation	0.00	0.00	(487.14)	0.00	17,042.96	0.00	0.00	0.00
	<b>30/06/2022</b>		<b>17,727.05</b>	<b>(12,360.18)</b>	<b>(5,978.92)</b>	<b>0.00</b>	<b>17,042.96</b>	<b>15,389.00</b>	<b>12,360.18</b>	<b>3,028.82</b>
BGL0108AU - iShares Aust Listed Prop Ind Fd										
	12/05/2022	Purchase	11,898.00	10,382.00	0.00	0.00	10,382.00	0.00	0.00	0.00
	25/05/2022	Revaluation	0.00	0.00	(21.46)	0.00	10,360.54	0.00	0.00	0.00
	30/06/2022	Revaluation	0.00	0.00	(887.11)	0.00	9,473.43	0.00	0.00	0.00
	<b>30/06/2022</b>		<b>11,898.00</b>	<b>10,382.00</b>	<b>(908.57)</b>	<b>0.00</b>	<b>9,473.43</b>	<b>0.00</b>	<b>0.00</b>	<b>0.00</b>
BHP.AX - BHP Group Limited										
	01/07/2021	Opening Balance	1,039.00	0.00	0.00	0.00	50,464.23	0.00	0.00	0.00
	04/04/2022	Disposal	(322.00)	(11,797.33)	0.00	0.00	38,666.90	16,773.75	11,797.33	4,976.42
	04/04/2022	Writeback	0.00	0.00	(6,267.91)	0.00	32,398.99	0.00	0.00	0.00
	25/05/2022	Revaluation	0.00	0.00	(1,553.65)	0.00	30,845.34	0.00	0.00	0.00
	30/06/2022	Revaluation	0.00	0.00	(1,269.09)	0.00	29,576.25	0.00	0.00	0.00

VSML Futures Super Fund

Market Movement Report

As at 30 June 2022

Investment	Date	Description	Unrealised				Realised			Total
			Units	Accounting Cost Movement	Market Movement	Depreciation	Balance	Consideration	Accounting Cost Base	
	<b>30/06/2022</b>		<b>717.00</b>	<b>(11,797.33)</b>	<b>(9,090.65)</b>	<b>0.00</b>	<b>29,576.25</b>	<b>16,773.75</b>	<b>11,797.33</b>	<b>4,976.42</b>
BLD.AX - Boral Limited.										
	01/07/2021	Opening Balance	1,182.00	0.00	0.00	0.00	8,687.70	0.00	0.00	0.00
	14/02/2022	Return Of Capital	0.00	(3,132.30)	0.00	0.00	5,555.40			
	04/04/2022	Disposal	(1,182.00)	(6,010.12)	0.00	0.00	(454.72)	4,141.55	6,010.12	(1,868.57)
	04/04/2022	Writeback	0.00	0.00	454.72	0.00	0.00	0.00	0.00	0.00
	<b>30/06/2022</b>		<b>0.00</b>	<b>(9,142.42)</b>	<b>454.72</b>	<b>0.00</b>	<b>0.00</b>	<b>4,141.55</b>	<b>6,010.12</b>	<b>(1,868.57)</b>
BTA0499AU - PIMCO WS Pls Diversified Fix Int Fd										
	01/07/2021	Opening Balance	16,391.39	0.00	0.00	0.00	15,994.72	0.00	0.00	0.00
	09/09/2021	Purchase	3,060.00	3,017.00	0.00	0.00	19,011.72	0.00	0.00	0.00
	24/05/2022	Disposal	(19,451.39)	(19,503.00)	0.00	0.00	(491.28)	17,178.00	19,503.00	(2,325.00)
	24/05/2022	Writeback	0.00	0.00	491.28	0.00	0.00	0.00	0.00	0.00
	<b>30/06/2022</b>		<b>0.00</b>	<b>(16,486.00)</b>	<b>491.28</b>	<b>0.00</b>	<b>0.00</b>	<b>17,178.00</b>	<b>19,503.00</b>	<b>(2,325.00)</b>
BTA0565AU - Magellan Ws PI Global Fund										
	01/07/2021	Opening Balance	22,779.00	0.00	0.00	0.00	40,138.88	0.00	0.00	0.00
	16/09/2021	Disposal	(5,028.00)	(8,687.70)	0.00	0.00	31,451.18	8,653.00	8,687.70	(34.70)
	16/09/2021	Writeback	0.00	0.00	(172.14)	0.00	31,279.04	0.00	0.00	0.00
	17/02/2022	Disposal	(17,751.00)	(30,671.30)	0.00	0.00	607.74	29,293.54	30,671.30	(1,377.76)
	17/02/2022	Writeback	0.00	0.00	(607.74)	0.00	0.00	0.00	0.00	0.00
	<b>30/06/2022</b>		<b>0.00</b>	<b>(39,359.00)</b>	<b>(779.88)</b>	<b>0.00</b>	<b>0.00</b>	<b>37,946.54</b>	<b>39,359.00</b>	<b>(1,412.46)</b>
BXB.AX - Brambles Limited										
	01/07/2021	Opening Balance	0.00	0.00	0.00	0.00	0.00	0.00	0.00	0.00
	04/04/2022	Purchase	1,271.00	12,607.90	0.00	0.00	12,607.90	0.00	0.00	0.00
	25/05/2022	Revaluation	0.00	0.00	1,487.49	0.00	14,095.39	0.00	0.00	0.00
	30/06/2022	Revaluation	0.00	0.00	(482.98)	0.00	13,612.41	0.00	0.00	0.00
	<b>30/06/2022</b>		<b>1,271.00</b>	<b>12,607.90</b>	<b>1,004.51</b>	<b>0.00</b>	<b>13,612.41</b>	<b>0.00</b>	<b>0.00</b>	<b>0.00</b>
CBA.AX - Commonwealth Bank Of Australia.										
	01/07/2021	Opening Balance	382.00	0.00	0.00	0.00	38,150.34	0.00	0.00	0.00
	04/04/2022	Disposal	(32.00)	(2,466.40)	0.00	0.00	35,683.94	3,395.48	2,466.40	929.08
	04/04/2022	Writeback	0.00	0.00	(773.79)	0.00	34,910.15	0.00	0.00	0.00
	25/05/2022	Revaluation	0.00	0.00	2,249.35	0.00	37,159.50	0.00	0.00	0.00
	30/06/2022	Revaluation	0.00	0.00	(5,526.50)	0.00	31,633.00	0.00	0.00	0.00

VSML Futures Super Fund

Market Movement Report

As at 30 June 2022

Investment	Date	Description	Unrealised				Realised			Total
			Units	Accounting Cost Movement	Market Movement	Depreciation	Balance	Consideration	Accounting Cost Base	
	<b>30/06/2022</b>		<b>350.00</b>	<b>(2,466.40)</b>	<b>(4,050.94)</b>	<b>0.00</b>	<b>31,633.00</b>	<b>3,395.48</b>	<b>2,466.40</b>	<b>929.08</b>
CIM.AX - Cimic Group Limited										
	04/04/2022	Purchase	763.00	16,826.26	0.00	0.00	16,826.26	0.00	0.00	0.00
	29/04/2022	Disposal	(763.00)	(16,826.26)	0.00	0.00	0.00	16,786.00	16,826.26	(40.26)
	<b>30/06/2022</b>		<b>0.00</b>	<b>0.00</b>	<b>0.00</b>	<b>0.00</b>	<b>0.00</b>	<b>16,786.00</b>	<b>16,826.26</b>	<b>(40.26)</b>
CSA0038AU - Bentham Global Income Fund										
	01/07/2021	Opening Balance	15,504.00	0.00	0.00	0.00	16,451.29	0.00	0.00	0.00
	09/09/2021	Purchase	2,784.00	2,932.00	0.00	0.00	19,383.29	0.00	0.00	0.00
	25/05/2022	Revaluation	0.00	0.00	(457.04)	0.00	18,926.25	0.00	0.00	0.00
	30/06/2022	Revaluation	0.00	0.00	(462.69)	0.00	18,463.56	0.00	0.00	0.00
	<b>30/06/2022</b>		<b>18,288.00</b>	<b>2,932.00</b>	<b>(919.73)</b>	<b>0.00</b>	<b>18,463.56</b>	<b>0.00</b>	<b>0.00</b>	<b>0.00</b>
CSL.AX - CSL Limited										
	01/07/2021	Opening Balance	91.00	0.00	0.00	0.00	25,952.29	0.00	0.00	0.00
	04/04/2022	Purchase	16.00	4,355.88	0.00	0.00	30,308.17	0.00	0.00	0.00
	25/05/2022	Revaluation	0.00	0.00	(1,032.97)	0.00	29,275.20	0.00	0.00	0.00
	30/06/2022	Revaluation	0.00	0.00	(485.78)	0.00	28,789.42	0.00	0.00	0.00
	<b>30/06/2022</b>		<b>107.00</b>	<b>4,355.88</b>	<b>(1,518.75)</b>	<b>0.00</b>	<b>28,789.42</b>	<b>0.00</b>	<b>0.00</b>	<b>0.00</b>
ETL0419AU - Pan-Tribal Global Equity Fund										
	01/07/2021	Opening Balance	14,348.25	0.00	0.00	0.00	27,943.22	0.00	0.00	0.00
	20/05/2022	Disposal	(1,302.00)	(1,670.60)	0.00	0.00	26,272.62	1,766.00	1,670.60	95.40
	20/05/2022	Writeback	0.00	0.00	(865.05)	0.00	25,407.57	0.00	0.00	0.00
	25/05/2022	Revaluation	0.00	0.00	(7,992.13)	0.00	17,415.44	0.00	0.00	0.00
	30/06/2022	Revaluation	0.00	0.00	576.65	0.00	17,992.09	0.00	0.00	0.00
	<b>30/06/2022</b>		<b>13,046.25</b>	<b>(1,670.60)</b>	<b>(8,280.53)</b>	<b>0.00</b>	<b>17,992.09</b>	<b>1,766.00</b>	<b>1,670.60</b>	<b>95.40</b>
FIL31.AX - Fidelity Global Emerging Markets Fund										
	01/07/2021	Opening Balance	634.00	0.00	0.00	0.00	15,010.33	0.00	0.00	0.00
	25/05/2022	Revaluation	0.00	0.00	(2,750.99)	0.00	12,259.34	0.00	0.00	0.00
	30/06/2022	Revaluation	0.00	0.00	336.91	0.00	12,596.25	0.00	0.00	0.00
	<b>30/06/2022</b>		<b>634.00</b>	<b>0.00</b>	<b>(2,414.08)</b>	<b>0.00</b>	<b>12,596.25</b>	<b>0.00</b>	<b>0.00</b>	<b>0.00</b>



VSML Futures Super Fund

Market Movement Report

As at 30 June 2022

Investment	Date	Description	Unrealised				Realised			Total
			Units	Accounting Cost Movement	Market Movement	Depreciation	Balance	Consideration	Accounting Cost Base	
GEM.AX - G8 Education Limited										
	01/07/2021	Opening Balance	0.00	0.00	0.00	0.00	0.00	0.00	0.00	0.00
	04/04/2022	Purchase	11,023.00	12,646.34	0.00	0.00	12,646.34	0.00	0.00	0.00
	25/05/2022	Revaluation	0.00	0.00	30.11	0.00	12,676.45	0.00	0.00	0.00
	30/06/2022	Revaluation	0.00	0.00	(1,047.18)	0.00	11,629.27	0.00	0.00	0.00
	<b>30/06/2022</b>		<b>11,023.00</b>	<b>12,646.34</b>	<b>(1,017.07)</b>	<b>0.00</b>	<b>11,629.27</b>	<b>0.00</b>	<b>0.00</b>	<b>0.00</b>
GLOB.AX - Barrow Hanley Global Share Fund (managed Fund)										
	23/05/2022	Purchase	7,513.00	10,382.00	0.00	0.00	10,382.00	0.00	0.00	0.00
	30/06/2022	Revaluation	0.00	0.00	18,467.92	0.00	28,849.92	0.00	0.00	0.00
	<b>30/06/2022</b>		<b>7,513.00</b>	<b>10,382.00</b>	<b>18,467.92</b>	<b>0.00</b>	<b>28,849.92</b>	<b>0.00</b>	<b>0.00</b>	<b>0.00</b>
HOW3590AU - Lennox Australian Small Comp Fd										
	09/09/2021	Purchase	10,550.00	19,153.00	0.00	0.00	19,153.00	0.00	0.00	0.00
	12/05/2022	Purchase	3,814.00	5,533.00	0.00	0.00	24,686.00	0.00	0.00	0.00
	25/05/2022	Revaluation	0.00	0.00	(4,043.50)	0.00	20,642.50	0.00	0.00	0.00
	30/06/2022	Revaluation	0.00	0.00	(2,121.56)	0.00	18,520.94	0.00	0.00	0.00
	<b>30/06/2022</b>		<b>14,364.00</b>	<b>24,686.00</b>	<b>(6,165.06)</b>	<b>0.00</b>	<b>18,520.94</b>	<b>0.00</b>	<b>0.00</b>	<b>0.00</b>
JHG.AX - Janus Henderson Group Plc										
	01/07/2021	Opening Balance	231.00	0.00	0.00	0.00	11,838.75	0.00	0.00	0.00
	04/04/2022	Disposal	(231.00)	(10,141.67)	0.00	0.00	1,697.08	10,871.24	10,141.67	729.57
	04/04/2022	Writeback	0.00	0.00	(1,697.08)	0.00	0.00	0.00	0.00	0.00
	<b>30/06/2022</b>		<b>0.00</b>	<b>(10,141.67)</b>	<b>(1,697.08)</b>	<b>0.00</b>	<b>0.00</b>	<b>10,871.24</b>	<b>10,141.67</b>	<b>729.57</b>
JHX.AX - James Hardie Industries Plc										
	01/07/2021	Opening Balance	678.00	0.00	0.00	0.00	30,693.06	0.00	0.00	0.00
	04/04/2022	Disposal	(678.00)	(12,432.40)	0.00	0.00	18,260.66	27,339.08	12,432.40	14,906.68
	04/04/2022	Writeback	0.00	0.00	(18,260.66)	0.00	0.00	0.00	0.00	0.00
	<b>30/06/2022</b>		<b>0.00</b>	<b>(12,432.40)</b>	<b>(18,260.66)</b>	<b>0.00</b>	<b>0.00</b>	<b>27,339.08</b>	<b>12,432.40</b>	<b>14,906.68</b>
LAZ0014AU - Lazard Global Listed Infrastructure										
	01/07/2021	Opening Balance	13,484.00	0.00	0.00	0.00	18,152.16	0.00	0.00	0.00
	20/05/2022	Disposal	(1,440.00)	(1,732.29)	0.00	0.00	16,419.87	2,112.00	1,732.29	379.71
	20/05/2022	Writeback	0.00	0.00	(206.23)	0.00	16,213.64	0.00	0.00	0.00
	25/05/2022	Revaluation	0.00	0.00	1,678.93	0.00	17,892.57	0.00	0.00	0.00
	30/06/2022	Revaluation	0.00	0.00	(991.22)	0.00	16,901.35	0.00	0.00	0.00
	<b>30/06/2022</b>		<b>12,044.00</b>	<b>(1,732.29)</b>	<b>481.48</b>	<b>0.00</b>	<b>16,901.35</b>	<b>2,112.00</b>	<b>1,732.29</b>	<b>379.71</b>

VSML Futures Super Fund

Market Movement Report

As at 30 June 2022

Investment	Date	Description	Unrealised				Realised			Total
			Units	Accounting Cost Movement	Market Movement	Depreciation	Balance	Consideration	Accounting Cost Base	
LSF.AX - L1 Long Short Fund Limited										
	01/07/2021	Opening Balance	17,500.00	0.00	0.00	0.00	44,450.00	0.00	0.00	0.00
	04/04/2022	Disposal	(10,397.00)	(20,794.00)	0.00	0.00	23,656.00	30,743.58	20,794.00	9,949.58
	04/04/2022	Writeback	0.00	0.00	(5,614.38)	0.00	18,041.62	0.00	0.00	0.00
	25/05/2022	Revaluation	0.00	0.00	2,201.93	0.00	20,243.55	0.00	0.00	0.00
	30/06/2022	Revaluation	0.00	0.00	(2,059.87)	0.00	18,183.68	0.00	0.00	0.00
	<b>30/06/2022</b>		<b>7,103.00</b>	<b>(20,794.00)</b>	<b>(5,472.32)</b>	<b>0.00</b>	<b>18,183.68</b>	<b>30,743.58</b>	<b>20,794.00</b>	<b>9,949.58</b>
MIA0001AU1 - MFS Global Equity Trust										
	18/02/2022	Purchase	14,079.00	30,346.21	0.00	0.00	30,346.21	0.00	0.00	0.00
	25/05/2022	Revaluation	0.00	0.00	(2,151.60)	0.00	28,194.61	0.00	0.00	0.00
	30/06/2022	Revaluation	0.00	0.00	(896.84)	0.00	27,297.77	0.00	0.00	0.00
	<b>30/06/2022</b>		<b>14,079.00</b>	<b>30,346.21</b>	<b>(3,048.44)</b>	<b>0.00</b>	<b>27,297.77</b>	<b>0.00</b>	<b>0.00</b>	<b>0.00</b>
MPL.AX - Medibank Private Limited										
	01/07/2021	Opening Balance	800.00	0.00	0.00	0.00	2,528.00	0.00	0.00	0.00
	04/04/2022	Disposal	(800.00)	(1,600.00)	0.00	0.00	928.00	2,483.00	1,600.00	883.00
	04/04/2022	Writeback	0.00	0.00	(928.00)	0.00	0.00	0.00	0.00	0.00
	<b>30/06/2022</b>		<b>0.00</b>	<b>(1,600.00)</b>	<b>(928.00)</b>	<b>0.00</b>	<b>0.00</b>	<b>2,483.00</b>	<b>1,600.00</b>	<b>883.00</b>
MQG.AX - Macquarie Group Limited										
	01/07/2021	Opening Balance	86.00	0.00	0.00	0.00	13,452.98	0.00	0.00	0.00
	25/05/2022	Revaluation	0.00	0.00	1,878.24	0.00	15,331.22	0.00	0.00	0.00
	30/06/2022	Revaluation	0.00	0.00	(1,183.36)	0.00	14,147.86	0.00	0.00	0.00
	<b>30/06/2022</b>		<b>86.00</b>	<b>0.00</b>	<b>694.88</b>	<b>0.00</b>	<b>14,147.86</b>	<b>0.00</b>	<b>0.00</b>	<b>0.00</b>
NAB.AX - National Australia Bank Limited										
	01/07/2021	Opening Balance	419.00	0.00	0.00	0.00	10,986.18	0.00	0.00	0.00
	04/04/2022	Disposal	(419.00)	(12,676.22)	0.00	0.00	(1,690.04)	13,571.55	12,676.22	895.33
	04/04/2022	Writeback	0.00	0.00	1,690.04	0.00	0.00	0.00	0.00	0.00
	<b>30/06/2022</b>		<b>0.00</b>	<b>(12,676.22)</b>	<b>1,690.04</b>	<b>0.00</b>	<b>0.00</b>	<b>13,571.55</b>	<b>12,676.22</b>	<b>895.33</b>
QBE.AX - QBE Insurance Group Limited										
	01/07/2021	Opening Balance	1,161.00	0.00	0.00	0.00	12,527.19	0.00	0.00	0.00
	04/04/2022	Disposal	(1,161.00)	(12,081.98)	0.00	0.00	445.21	13,471.63	12,081.98	1,389.65
	04/04/2022	Writeback	0.00	0.00	(445.21)	0.00	0.00	0.00	0.00	0.00
	<b>30/06/2022</b>		<b>0.00</b>	<b>(12,081.98)</b>	<b>(445.21)</b>	<b>0.00</b>	<b>0.00</b>	<b>13,471.63</b>	<b>12,081.98</b>	<b>1,389.65</b>

VSML Futures Super Fund

Market Movement Report

As at 30 June 2022

Investment	Date	Description	Unrealised				Realised			Total
			Units	Accounting Cost Movement	Market Movement	Depreciation	Balance	Consideration	Accounting Cost Base	
RFA0819AU - Pandal Small Comps Fund										
	01/07/2021	Opening Balance	6,909.00	0.00	0.00	0.00	17,995.87	0.00	0.00	0.00
	16/09/2021	Disposal	(6,909.00)	(16,399.00)	0.00	0.00	1,596.87	16,899.55	16,399.00	500.55
	16/09/2021	Writeback	0.00	0.00	(1,596.87)	0.00	0.00	0.00	0.00	0.00
	<b>30/06/2022</b>		<b>0.00</b>	<b>(16,399.00)</b>	<b>(1,596.87)</b>	<b>0.00</b>	<b>0.00</b>	<b>16,899.55</b>	<b>16,399.00</b>	<b>500.55</b>
RHC.AX - Ramsay Health Care Limited										
	01/07/2021	Opening Balance	113.00	0.00	0.00	0.00	7,113.35	0.00	0.00	0.00
	04/04/2022	Disposal	(113.00)	(7,161.10)	0.00	0.00	(47.75)	7,301.92	7,161.10	140.82
	04/04/2022	Writeback	0.00	0.00	47.75	0.00	0.00	0.00	0.00	0.00
	<b>30/06/2022</b>		<b>0.00</b>	<b>(7,161.10)</b>	<b>47.75</b>	<b>0.00</b>	<b>0.00</b>	<b>7,301.92</b>	<b>7,161.10</b>	<b>140.82</b>
RMD.AX - Resmed Inc										
	01/07/2021	Opening Balance	430.00	0.00	0.00	0.00	14,086.80	0.00	0.00	0.00
	04/04/2022	Purchase	334.00	10,933.26	0.00	0.00	25,020.06	0.00	0.00	0.00
	25/05/2022	Revaluation	0.00	0.00	(3,910.74)	0.00	21,109.32	0.00	0.00	0.00
	30/06/2022	Revaluation	0.00	0.00	2,337.84	0.00	23,447.16	0.00	0.00	0.00
	<b>30/06/2022</b>		<b>764.00</b>	<b>10,933.26</b>	<b>(1,572.90)</b>	<b>0.00</b>	<b>23,447.16</b>	<b>0.00</b>	<b>0.00</b>	<b>0.00</b>
SUN.AX - Suncorp Group Limited										
	01/07/2021	Opening Balance	431.00	0.00	0.00	0.00	4,788.41	0.00	0.00	0.00
	04/04/2022	Purchase	1,061.00	11,950.64	0.00	0.00	16,739.05	0.00	0.00	0.00
	25/05/2022	Revaluation	0.00	0.00	1,403.67	0.00	18,142.72	0.00	0.00	0.00
	30/06/2022	Revaluation	0.00	0.00	(1,760.56)	0.00	16,382.16	0.00	0.00	0.00
	<b>30/06/2022</b>		<b>1,492.00</b>	<b>11,950.64</b>	<b>(356.89)</b>	<b>0.00</b>	<b>16,382.16</b>	<b>0.00</b>	<b>0.00</b>	<b>0.00</b>
TLS.AX - Telstra Corporation Limited.										
	01/07/2021	Opening Balance	2,882.00	0.00	0.00	0.00	10,836.32	0.00	0.00	0.00
	04/04/2022	Purchase	2,460.00	9,692.80	0.00	0.00	20,529.12	0.00	0.00	0.00
	25/05/2022	Revaluation	0.00	0.00	464.94	0.00	20,994.06	0.00	0.00	0.00
	30/06/2022	Revaluation	0.00	0.00	(427.36)	0.00	20,566.70	0.00	0.00	0.00
	<b>30/06/2022</b>		<b>5,342.00</b>	<b>9,692.80</b>	<b>37.58</b>	<b>0.00</b>	<b>20,566.70</b>	<b>0.00</b>	<b>0.00</b>	<b>0.00</b>
VAN0018AU - Vanguard Int'l Prop Secs Index Fund										
	01/07/2021	Opening Balance	23,376.00	0.00	0.00	0.00	20,019.21	0.00	0.00	0.00
	25/05/2022	Revaluation	0.00	0.00	5,320.37	0.00	25,339.58	0.00	0.00	0.00
	30/06/2022	Revaluation	0.00	0.00	(1,222.56)	0.00	24,117.02	0.00	0.00	0.00
	<b>30/06/2022</b>		<b>23,376.00</b>	<b>0.00</b>	<b>4,097.81</b>	<b>0.00</b>	<b>24,117.02</b>	<b>0.00</b>	<b>0.00</b>	<b>0.00</b>

VSML Futures Super Fund

Market Movement Report

As at 30 June 2022

Investment	Date	Description	Unrealised				Realised			Total
			Units	Accounting Cost Movement	Market Movement	Depreciation	Balance	Consideration	Accounting Cost Base	
VSMLDUDLEY - 4/14 Dudley Street, Annerley QLD										
	01/07/2021	Opening Balance	1.00	0.00	0.00	0.00	435,000.00	0.00	0.00	0.00
	30/06/2022	Revaluation	0.00	0.00	699.00	0.00	435,699.00	0.00	0.00	0.00
	30/06/2022	Depreciation	0.00	0.00	0.00	(297.00)	435,402.00	0.00	0.00	0.00
	30/06/2022	Depreciation	0.00	0.00	0.00	(6,198.00)	429,204.00	0.00	0.00	0.00
	30/06/2022	Depreciation	0.00	0.00	0.00	(711.00)	428,493.00	0.00	0.00	0.00
	30/06/2022	Revaluation	0.00	0.00	116,507.00	0.00	545,000.00	0.00	0.00	0.00
	<b>30/06/2022</b>		<b>1.00</b>	<b>0.00</b>	<b>117,206.00</b>	<b>(7,206.00)</b>	<b>545,000.00</b>	<b>0.00</b>	<b>0.00</b>	<b>0.00</b>
WBC.AX - Westpac Banking Corporation										
	01/07/2021	Opening Balance	781.00	0.00	0.00	0.00	20,157.61	0.00	0.00	0.00
	04/04/2022	Purchase	581.00	14,218.83	0.00	0.00	34,376.44	0.00	0.00	0.00
	25/05/2022	Revaluation	0.00	0.00	(1,865.50)	0.00	32,510.94	0.00	0.00	0.00
	30/06/2022	Revaluation	0.00	0.00	(5,951.94)	0.00	26,559.00	0.00	0.00	0.00
	<b>30/06/2022</b>		<b>1,362.00</b>	<b>14,218.83</b>	<b>(7,817.44)</b>	<b>0.00</b>	<b>26,559.00</b>	<b>0.00</b>	<b>0.00</b>	<b>0.00</b>
WDS.AX - Woodside Energy Group Ltd										
	25/05/2022	Code/Class Change	637.00	22,257.74	0.00	0.00	22,257.74	0.00	0.00	0.00
	25/05/2022	Revaluation	0.00	0.00	(3,670.08)	0.00	18,587.66	0.00	0.00	0.00
	30/06/2022	Revaluation	0.00	0.00	1,694.42	0.00	20,282.08	0.00	0.00	0.00
	<b>30/06/2022</b>		<b>637.00</b>	<b>22,257.74</b>	<b>(1,975.66)</b>	<b>0.00</b>	<b>20,282.08</b>	<b>0.00</b>	<b>0.00</b>	<b>0.00</b>
WES.AX - Wesfarmers Limited										
	01/07/2021	Opening Balance	250.00	0.00	0.00	0.00	14,775.00	0.00	0.00	0.00
	02/12/2021	Return Of Capital	0.00	(500.00)	0.00	0.00	14,275.00	0.00	0.00	0.00
	04/04/2022	Purchase	157.00	8,039.85	0.00	0.00	22,314.85	0.00	0.00	0.00
	25/05/2022	Revaluation	0.00	0.00	(3,255.04)	0.00	19,059.81	0.00	0.00	0.00
	30/06/2022	Revaluation	0.00	0.00	(2,002.44)	0.00	17,057.37	0.00	0.00	0.00
	<b>30/06/2022</b>		<b>407.00</b>	<b>7,539.85</b>	<b>(5,257.48)</b>	<b>0.00</b>	<b>17,057.37</b>	<b>0.00</b>	<b>0.00</b>	<b>0.00</b>
WOW.AX - Woolworths Group Limited										
	04/04/2022	Purchase	567.00	21,168.43	0.00	0.00	21,168.43	0.00	0.00	0.00
	25/05/2022	Revaluation	0.00	0.00	(1,283.74)	0.00	19,884.69	0.00	0.00	0.00
	30/06/2022	Revaluation	0.00	0.00	300.51	0.00	20,185.20	0.00	0.00	0.00
	<b>30/06/2022</b>		<b>567.00</b>	<b>21,168.43</b>	<b>(983.23)</b>	<b>0.00</b>	<b>20,185.20</b>	<b>0.00</b>	<b>0.00</b>	<b>0.00</b>

VSML Futures Super Fund

**Market Movement Report**

As at 30 June 2022

Investment	Date	Description	Unrealised				Realised			Total
			Units	Accounting Cost Movement	Market Movement	Depreciation	Balance	Consideration	Accounting Cost Base	
WPL.AX - Woodside Petroleum Ltd										
	01/07/2021	Opening Balance	509.00	0.00	0.00	0.00	11,304.89	0.00	0.00	0.00
	04/04/2022	Purchase	128.00	4,163.24	0.00	0.00	15,468.13	0.00	0.00	0.00
	25/05/2022	Code/Class Change	(637.00)	0.00	0.00	0.00	15,468.13	0.00	0.00	0.00
	25/05/2022	Code/Class Change	0.00	(22,257.74)	0.00	0.00	(6,789.61)	22,257.74	22,257.74	0.00
	25/05/2022	Revaluation	0.00	0.00	6,789.61	0.00	0.00	0.00	0.00	0.00
	01/06/2022	Purchase	129.00	3,855.04	0.00	0.00	3,855.04	0.00	0.00	0.00
	30/06/2022	Revaluation	0.00	0.00	(115.33)	0.00	3,739.71	0.00	0.00	0.00
	<b>30/06/2022</b>		<b>129.00</b>	<b>(14,239.46)</b>	<b>6,674.28</b>	<b>0.00</b>	<b>3,739.71</b>	<b>22,257.74</b>	<b>22,257.74</b>	<b>0.00</b>
<b>Total Market Movement</b>					<b>39,930.24</b>				<b>40,025.13</b>	<b>79,955.37</b>

VSML Futures Super Fund

# Capital Gains Reconciliation Report

For The Period 01 July 2021 - 30 June 2022

	Total	Discounted	Indexed	Other	Notional
<b>Losses available to offset</b>					
Carried forward from prior losses	1,533.27				
Carried forward from prior losses - Collectables	0.00				
Current year capital losses	4,843.02				
Current year capital losses - Collectables	0.00				
<b>Total Losses Available</b>	<b>6,376.29</b>				
<b>Total Losses Available - Collectables</b>	<b>0.00</b>				
<b>Capital Gains</b>					
Capital gains from disposal of assets	45,857.15	45,170.87	0.00	686.28	0.00
Capital gains from disposal of assets - Collectables	0.00	0.00	0.00	0.00	0.00
Capital gains from trust distributions	6,358.00	6,160.00	135.00	63.00	0.00
<b>Capital Gains Before Losses applied</b>	<b>52,215.15</b>	<b>51,330.87</b>	<b>135.00</b>	<b>749.28</b>	<b>0.00</b>
<b>Losses and discount applied</b>					
Losses applied	6,376.29	5,492.01	135.00	749.28	0.00
Losses applied - Collectables	0.00	0.00	0.00	0.00	0.00
Capital gains after losses applied	45,838.86	45,838.86	0.00	0.00	0.00
Capital gains after losses applied - Collectables	0.00	0.00	0.00	0.00	0.00
CGT Discount applied	15,279.62				
CGT Discount applied - Collectables	0.00				

VSML Futures Super Fund

# Capital Gains Reconciliation Report

For The Period 01 July 2021 - 30 June 2022

---

	Total	Discounted	Indexed	Other	Notional
<b>Net Capital Gain</b>					
Net capital gain	30,559.24				
Net capital gain - Collectables	0.00				
<b>Total Net Capital Gain (11A)</b>	<b>30,559.24</b>				
<b>Net Capital Losses Carried Forward to later income</b>					
Net Capital Losses Carried Forward to later income years	0.00				
Net Capital Losses Carried Forward to later income years - Collectables	0.00				
<b>Total Net Capital Losses Carried Forward to later income years (14V)</b>	<b>0.00</b>				

---

Note

Refer to Realised Gains Report for details of Disposals at a Security level

Refer to Distribution Reconciliation Report for Trust Distribution details at a Security level

---

VSML Futures Super Fund

# Realised Capital Gains Report

For The Period 01 July 2021 - 30 June 2022

Investment		Accounting Treatment				Tax Treatment						
Purchase Contract Date	Disposal Contract Date	Units	Cost	Proceeds	Accounting Profit/(Loss)	Adjusted Cost Base	Reduced Cost Base	Indexed Cost Base	Indexed Gains	Discounted Gains (Gross)	Other Gains	Capital Loss
<b>Fixed Interest Securities (Australian) - Unitised</b>												
BTA0499AU - PIMCO WS Pls Diversified Fix Int Fd												
21/05/2019	24/05/2022	9,937.39	10,000.00	8,775.95	(1,224.04)	9,930.74	9,930.74	0.00	0.00	0.00	0.00	(1,154.79)
26/10/2020	24/05/2022	6,454.00	6,486.00	5,699.69	(786.31)	6,441.02	6,441.02	0.00	0.00	0.00	0.00	(741.34)
09/09/2021	24/05/2022	3,060.00	3,017.00	2,702.36	(314.64)	3,010.24	3,010.24	0.00	0.00	0.00	0.00	(307.87)
		<b>19,451.39</b>	<b>19,503.00</b>	<b>17,178.00</b>	<b>(2,324.99)</b>	<b>19,382.00</b>	<b>19,382.00</b>	<b>0.00</b>	<b>0.00</b>	<b>0.00</b>	<b>0.00</b>	<b>(2,204.00)</b>
		<b>19,451.39</b>	<b>19,503.00</b>	<b>17,178.00</b>	<b>(2,324.99)</b>	<b>19,382.00</b>	<b>19,382.00</b>	<b>0.00</b>	<b>0.00</b>	<b>0.00</b>	<b>0.00</b>	<b>(2,204.00)</b>
<b>Managed Investments (Australian)</b>												
BAR0001AU - Barwon Gbl List Priv Eqty Fd												
		0.00	0.00	0.00	0.00	0.00	0.00	0.00	0.00	788.00	0.00	0.00
		<b>0.00</b>	<b>0.00</b>	<b>0.00</b>	<b>0.00</b>	<b>0.00</b>	<b>0.00</b>	<b>0.00</b>	<b>0.00</b>	<b>788.00</b>	<b>0.00</b>	<b>0.00</b>
BGL0044AU - iShares Hdg Inter Eq In Fd												
		0.00	0.00	0.00	0.00	0.00	0.00	0.00	0.00	156.00	0.00	0.00
		<b>0.00</b>	<b>0.00</b>	<b>0.00</b>	<b>0.00</b>	<b>0.00</b>	<b>0.00</b>	<b>0.00</b>	<b>0.00</b>	<b>156.00</b>	<b>0.00</b>	<b>0.00</b>
BGL0106AU - iShares International Eq Index Fd												
30/06/2015	20/05/2022	12,827.89	10,525.03	12,903.36	2,378.33	10,525.03	10,525.03	0.00	0.00	2,378.33	0.00	0.00
19/07/2016	20/05/2022	2,471.11	1,835.15	2,485.64	650.50	1,835.15	1,835.15	0.00	0.00	650.50	0.00	0.00
		0.00	0.00	0.00	0.00	0.00	0.00	0.00	0.00	782.00	0.00	0.00
		<b>15,299.00</b>	<b>12,360.18</b>	<b>15,389.00</b>	<b>3,028.83</b>	<b>12,360.18</b>	<b>12,360.18</b>	<b>0.00</b>	<b>0.00</b>	<b>3,810.83</b>	<b>0.00</b>	<b>0.00</b>
BTA0565AU - Magellan Ws PI Global Fund												
23/10/2020	16/09/2021	5,028.00	8,687.70	8,653.00	(34.70)	8,504.27	8,504.27	0.00	0.00	0.00	148.73	0.00
23/10/2020	17/02/2022	17,751.00	30,671.30	29,293.54	(1,377.76)	30,023.73	30,023.73	0.00	0.00	0.00	0.00	(730.19)



VSML Futures Super Fund

# Realised Capital Gains Report

For The Period 01 July 2021 - 30 June 2022

Investment		Accounting Treatment				Tax Treatment						
Purchase Contract Date	Disposal Contract Date	Units	Cost	Proceeds	Accounting Profit/(Loss)	Adjusted Cost Base	Reduced Cost Base	Indexed Cost Base	Indexed Gains	Discounted Gains (Gross)	Other Gains	Capital Loss
<b>Managed Investments (Australian)</b>												
		<b>22,779.00</b>	<b>39,359.00</b>	<b>37,946.54</b>	<b>(1,412.46)</b>	<b>38,528.00</b>	<b>38,528.00</b>	<b>0.00</b>	<b>0.00</b>	<b>0.00</b>	<b>148.73</b>	<b>(730.19)</b>
GLOB.AX - Barrow Hanley Global Share Fund (managed Fund)												
		0.00	0.00	0.00	0.00	0.00	0.00	0.00	0.00	188.00	18.00	0.00
		<b>0.00</b>	<b>0.00</b>	<b>0.00</b>	<b>0.00</b>	<b>0.00</b>	<b>0.00</b>	<b>0.00</b>	<b>0.00</b>	<b>188.00</b>	<b>18.00</b>	<b>0.00</b>
HOW3590AU - Lennox Australian Small Comp Fd												
		0.00	0.00	0.00	0.00	0.00	0.00	0.00	0.00	636.00	0.00	0.00
		<b>0.00</b>	<b>0.00</b>	<b>0.00</b>	<b>0.00</b>	<b>0.00</b>	<b>0.00</b>	<b>0.00</b>	<b>0.00</b>	<b>636.00</b>	<b>0.00</b>	<b>0.00</b>
LAZ0014AU - Lazard Global Listed Infrastructure												
26/10/2020	20/05/2022	1,440.00	1,732.29	2,112.00	379.71	1,732.29	1,732.29	0.00	0.00	379.71	0.00	0.00
		0.00	0.00	0.00	0.00	0.00	0.00	0.00	0.00	726.00	45.00	0.00
		<b>1,440.00</b>	<b>1,732.29</b>	<b>2,112.00</b>	<b>379.71</b>	<b>1,732.29</b>	<b>1,732.29</b>	<b>0.00</b>	<b>0.00</b>	<b>1,105.71</b>	<b>45.00</b>	<b>0.00</b>
MIA0001AU1 - MFS Global Equity Trust												
		0.00	0.00	0.00	0.00	0.00	0.00	0.00	0.00	2,856.00	0.00	0.00
		<b>0.00</b>	<b>0.00</b>	<b>0.00</b>	<b>0.00</b>	<b>0.00</b>	<b>0.00</b>	<b>0.00</b>	<b>0.00</b>	<b>2,856.00</b>	<b>0.00</b>	<b>0.00</b>
RFA0819AU - Pandal Small Comps Fund												
23/10/2020	16/09/2021	6,909.00	16,399.00	16,899.55	500.55	16,362.00	16,362.00	0.00	0.00	0.00	537.55	0.00
		<b>6,909.00</b>	<b>16,399.00</b>	<b>16,899.55</b>	<b>500.55</b>	<b>16,362.00</b>	<b>16,362.00</b>	<b>0.00</b>	<b>0.00</b>	<b>0.00</b>	<b>537.55</b>	<b>0.00</b>
VAN0018AU - Vanguard Int'l Prop Secs Index Fund												
		0.00	0.00	0.00	0.00	0.00	0.00	0.00	135.00	28.00	0.00	0.00
		<b>0.00</b>	<b>0.00</b>	<b>0.00</b>	<b>0.00</b>	<b>0.00</b>	<b>0.00</b>	<b>0.00</b>	<b>135.00</b>	<b>28.00</b>	<b>0.00</b>	<b>0.00</b>

VSML Futures Super Fund

# Realised Capital Gains Report

For The Period 01 July 2021 - 30 June 2022

Investment		Accounting Treatment				Tax Treatment						
Purchase Contract Date	Disposal Contract Date	Units	Cost	Proceeds	Accounting Profit/(Loss)	Adjusted Cost Base	Reduced Cost Base	Indexed Cost Base	Indexed Gains	Discounted Gains (Gross)	Other Gains	Capital Loss
<b>Managed Investments (Australian)</b>												
		<b>46,427.00</b>	<b>69,850.47</b>	<b>72,347.09</b>	<b>2,496.63</b>	<b>68,982.47</b>	<b>68,982.47</b>	<b>0.00</b>	<b>135.00</b>	<b>9,568.54</b>	<b>749.28</b>	<b>(730.19)</b>
<b>Shares in Listed Companies (Australian)</b>												
ALD.AX - Ampol Limited												
14/12/2016	04/04/2022	261.00	7,941.14	7,982.48	41.34	7,941.14	7,941.14	0.00	0.00	41.34	0.00	0.00
		<b>261.00</b>	<b>7,941.14</b>	<b>7,982.48</b>	<b>41.34</b>	<b>7,941.14</b>	<b>7,941.14</b>	<b>0.00</b>	<b>0.00</b>	<b>41.34</b>	<b>0.00</b>	<b>0.00</b>
ALL.AX - Aristocrat Leisure Limited												
22/09/2017	04/04/2022	412.00	8,522.12	15,247.84	6,725.72	8,522.12	8,522.12	0.00	0.00	6,725.72	0.00	0.00
		<b>412.00</b>	<b>8,522.12</b>	<b>15,247.84</b>	<b>6,725.72</b>	<b>8,522.12</b>	<b>8,522.12</b>	<b>0.00</b>	<b>0.00</b>	<b>6,725.72</b>	<b>0.00</b>	<b>0.00</b>
ALLR.AX - Aristocrat Leisure Limited												
22/09/2017	19/11/2021	21.00	0.00	99.75	99.75	0.00	0.00	0.00	0.00	99.75	0.00	0.00
		<b>21.00</b>	<b>0.00</b>	<b>99.75</b>	<b>99.75</b>	<b>0.00</b>	<b>0.00</b>	<b>0.00</b>	<b>0.00</b>	<b>99.75</b>	<b>0.00</b>	<b>0.00</b>
BHP.AX - BHP Group Limited												
24/07/2014	04/04/2022	322.00	11,797.33	16,773.75	4,976.42	11,797.33	11,797.33	0.00	0.00	4,976.42	0.00	0.00
		<b>322.00</b>	<b>11,797.33</b>	<b>16,773.75</b>	<b>4,976.42</b>	<b>11,797.33</b>	<b>11,797.33</b>	<b>0.00</b>	<b>0.00</b>	<b>4,976.42</b>	<b>0.00</b>	<b>0.00</b>
BLD.AX - Boral Limited.												
09/03/2018	04/04/2022	1,182.00	6,010.12	4,141.55	(1,868.57)	6,010.12	6,010.12	0.00	0.00	0.00	0.00	(1,868.57)
		<b>1,182.00</b>	<b>6,010.12</b>	<b>4,141.55</b>	<b>(1,868.57)</b>	<b>6,010.12</b>	<b>6,010.12</b>	<b>0.00</b>	<b>0.00</b>	<b>0.00</b>	<b>0.00</b>	<b>(1,868.57)</b>
CBA.AX - Commonwealth Bank Of Australia.												
22/09/2017	04/04/2022	32.00	2,466.40	3,395.48	929.08	2,466.40	2,466.40	0.00	0.00	929.08	0.00	0.00
		<b>32.00</b>	<b>2,466.40</b>	<b>3,395.48</b>	<b>929.08</b>	<b>2,466.40</b>	<b>2,466.40</b>	<b>0.00</b>	<b>0.00</b>	<b>929.08</b>	<b>0.00</b>	<b>0.00</b>

VSML Futures Super Fund

# Realised Capital Gains Report

For The Period 01 July 2021 - 30 June 2022

Investment		Accounting Treatment				Tax Treatment						
Purchase Contract Date	Disposal Contract Date	Units	Cost	Proceeds	Accounting Profit/(Loss)	Adjusted Cost Base	Reduced Cost Base	Indexed Cost Base	Indexed Gains	Discounted Gains (Gross)	Other Gains	Capital Loss
<b>Shares in Listed Companies (Australian)</b>												
CIM.AX - Cimic Group Limited												
04/04/2022	29/04/2022	763.00	16,826.26	16,786.00	(40.26)	16,826.26	16,826.26	0.00	0.00	0.00	0.00	(40.26)
		<b>763.00</b>	<b>16,826.26</b>	<b>16,786.00</b>	<b>(40.26)</b>	<b>16,826.26</b>	<b>16,826.26</b>	<b>0.00</b>	<b>0.00</b>	<b>0.00</b>	<b>0.00</b>	<b>(40.26)</b>
JHG.AX - Janus Henderson Group Plc												
21/05/2018	04/04/2022	231.00	10,141.67	10,871.24	729.57	10,141.67	10,141.67	0.00	0.00	729.57	0.00	0.00
		<b>231.00</b>	<b>10,141.67</b>	<b>10,871.24</b>	<b>729.57</b>	<b>10,141.67</b>	<b>10,141.67</b>	<b>0.00</b>	<b>0.00</b>	<b>729.57</b>	<b>0.00</b>	<b>0.00</b>
JHX.AX - James Hardie Industries Plc												
05/03/2019	04/04/2022	678.00	12,432.40	27,339.08	14,906.68	12,432.40	12,432.40	0.00	0.00	14,906.68	0.00	0.00
		<b>678.00</b>	<b>12,432.40</b>	<b>27,339.08</b>	<b>14,906.68</b>	<b>12,432.40</b>	<b>12,432.40</b>	<b>0.00</b>	<b>0.00</b>	<b>14,906.68</b>	<b>0.00</b>	<b>0.00</b>
LSF.AX - L1 Long Short Fund Limited												
18/04/2018	04/04/2022	10,397.00	20,794.00	30,743.58	9,949.58	20,794.00	20,794.00	0.00	0.00	9,949.58	0.00	0.00
		<b>10,397.00</b>	<b>20,794.00</b>	<b>30,743.58</b>	<b>9,949.58</b>	<b>20,794.00</b>	<b>20,794.00</b>	<b>0.00</b>	<b>0.00</b>	<b>9,949.58</b>	<b>0.00</b>	<b>0.00</b>
MPL.AX - Medibank Private Limited												
01/12/2014	04/04/2022	800.00	1,600.00	2,483.00	883.00	1,600.00	1,600.00	0.00	0.00	883.00	0.00	0.00
		<b>800.00</b>	<b>1,600.00</b>	<b>2,483.00</b>	<b>883.00</b>	<b>1,600.00</b>	<b>1,600.00</b>	<b>0.00</b>	<b>0.00</b>	<b>883.00</b>	<b>0.00</b>	<b>0.00</b>
NAB.AX - National Australia Bank Limited												
09/03/2018	04/04/2022	419.00	12,676.22	13,571.55	895.33	12,676.22	12,676.22	0.00	0.00	895.33	0.00	0.00
		<b>419.00</b>	<b>12,676.22</b>	<b>13,571.55</b>	<b>895.33</b>	<b>12,676.22</b>	<b>12,676.22</b>	<b>0.00</b>	<b>0.00</b>	<b>895.33</b>	<b>0.00</b>	<b>0.00</b>
QBE.AX - QBE Insurance Group Limited												
21/05/2018	04/04/2022	1,161.00	12,081.98	13,471.63	1,389.65	12,081.98	12,081.98	0.00	0.00	1,389.65	0.00	0.00

VSML Futures Super Fund

# Realised Capital Gains Report

For The Period 01 July 2021 - 30 June 2022

Investment		Accounting Treatment				Tax Treatment						
Purchase Contract Date	Disposal Contract Date	Units	Cost	Proceeds	Accounting Profit/(Loss)	Adjusted Cost Base	Reduced Cost Base	Indexed Cost Base	Indexed Gains	Discounted Gains (Gross)	Other Gains	Capital Loss
<b>Shares in Listed Companies (Australian)</b>												
		<b>1,161.00</b>	<b>12,081.98</b>	<b>13,471.63</b>	<b>1,389.65</b>	<b>12,081.98</b>	<b>12,081.98</b>	<b>0.00</b>	<b>0.00</b>	<b>1,389.65</b>	<b>0.00</b>	<b>0.00</b>
RHC.AX - Ramsay Health Care Limited												
09/03/2018	04/04/2022	113.00	7,161.10	7,301.92	140.82	7,161.10	7,161.10	0.00	0.00	140.82	0.00	0.00
		<b>113.00</b>	<b>7,161.10</b>	<b>7,301.92</b>	<b>140.82</b>	<b>7,161.10</b>	<b>7,161.10</b>	<b>0.00</b>	<b>0.00</b>	<b>140.82</b>	<b>0.00</b>	<b>0.00</b>
		<b>16,792.00</b>	<b>130,450.74</b>	<b>170,208.85</b>	<b>39,758.11</b>	<b>130,450.74</b>	<b>130,450.74</b>	<b>0.00</b>	<b>0.00</b>	<b>41,666.94</b>	<b>0.00</b>	<b>(1,908.83)</b>
<b>Units in Listed Unit Trusts (Australian)</b>												
ETL0419AU - Pan-Tribal Global Equity Fund												
31/07/2017	20/05/2022	1,302.00	1,670.60	1,766.00	95.40	1,670.60	1,670.60	0.00	0.00	95.40	0.00	0.00
		<b>1,302.00</b>	<b>1,670.60</b>	<b>1,766.00</b>	<b>95.40</b>	<b>1,670.60</b>	<b>1,670.60</b>	<b>0.00</b>	<b>0.00</b>	<b>95.40</b>	<b>0.00</b>	<b>0.00</b>
		<b>1,302.00</b>	<b>1,670.60</b>	<b>1,766.00</b>	<b>95.40</b>	<b>1,670.60</b>	<b>1,670.60</b>	<b>0.00</b>	<b>0.00</b>	<b>95.40</b>	<b>0.00</b>	<b>0.00</b>
		<b>83,972.39</b>	<b>221,474.81</b>	<b>261,499.94</b>	<b>40,025.15</b>	<b>220,485.81</b>	<b>220,485.81</b>	<b>0.00</b>	<b>135.00</b>	<b>51,330.88</b>	<b>749.28</b>	<b>(4,843.02)</b>

# 25000 - Interest Received

2022 Financial Year

**Preparer** Louise Barlow

**Reviewer** Sam Greco

**Status** Ready for Review

Account Code	Description	CY Balance	LY Balance	Change
SGP650482136	VSML Futures Super Fund	(\$67.76)	(\$26.44)	156.28%
<b>TOTAL</b>		<b>CY Balance</b>	<b>LY Balance</b>	
		(\$67.76)	(\$26.44)	

## Supporting Documents

- Interest Reconciliation Report [Report](#)

## Standard Checklist

- Attach Interest Reconciliation Report
- Ensure all interest has been recorded from Bank Statements
- Review Statements to ensure all TFN withheld has been input

**VSML Futures Super Fund**  
**Interest Reconciliation Report**

For The Period 01 July 2021 - 30 June 2022

Date	Payment Amount	Gross Interest	TFN Withheld	Foreign Income	Foreign Credits
<b>Bank Accounts</b>					
SGP650482136 VSML Futures Super Fund					
31/07/2021	6.41	6.41			
31/08/2021	8.26	8.26			
30/09/2021	4.65	4.65			
31/10/2021	5.22	5.22			
30/11/2021	4.83	4.83			
31/12/2021	4.64	4.64			
31/01/2022	4.17	4.17			
28/02/2022	4.59	4.59			
31/03/2022	4.90	4.90			
30/04/2022	5.61	5.61			
31/05/2022	6.39	6.39			
30/06/2022	8.09	8.09			
	67.76	67.76			
	<b>67.76</b>	<b>67.76</b>			
<b>TOTAL</b>	<b>67.76</b>	<b>67.76</b>			

**Tax Return Reconciliation**

Gross Interest	Totals	Tax Return Label
	67.76	11C

# 26500 - Other Investment Income

2022 Financial Year

Preparer Louise Barlow

Reviewer Sam Greco

Status Ready for Review

Account Code	Description	CY Balance	LY Balance	Change
000011	Fee Rebates - Asgard	(\$6,467.97)		100%
SGP650482136	VSML Futures Super Fund	(\$759.57)		100%
<b>TOTAL</b>		<b>CY Balance</b>	<b>LY Balance</b>	
		(\$7,227.54)		

## Supporting Documents

- General Ledger [Report](#)
- Other Investment Income.pdf

## Standard Checklist

- Attach all source documentation

## VSML Futures Super Fund

# General Ledger

As at 30 June 2022

Transaction Date	Description	Units	Debit	Credit	Balance \$
<b>Other Investment Income (26500)</b>					
<u>Fee Rebates - Asgard (000011)</u>					
16/07/2021	1081438 AdviceFee Refund			4,472.16	4,472.16 CR
11/03/2022	1081438 AdviceFee Refund			1,995.81	6,467.97 CR
				<b>6,467.97</b>	<b>6,467.97 CR</b>
<u>VSML Futures Super Fund (SGP650482136)</u>					
05/01/2022	BT CorpActions Rem Westpac Banking			759.57	759.57 CR
				<b>759.57</b>	<b>759.57 CR</b>
<b>Total Debits:</b>	<b>0.00</b>				
<b>Total Credits:</b>	<b>7,227.54</b>				





Reference number: TP-20444488

21 April 2022

001037 000



VSML FUTURES SUPER FUND  
132 APPLEBY ROAD  
STAFFORD HEIGHTS QLD 4053



Dear Client,

### You've received a payment

We're writing to let you know we've completed a review regarding the shares held in your Asgard Investment account.

In our review we found you could have missed opportunities to make risk-free gains, as you may not have received notifications affecting the shares. We apologise for this and we're making a payment to you.

It was our responsibility to do this review of all licensed practices in our Magnitude network during the review period of January 2005 to September 2019.

#### About this review

- Shares in one or more publicly listed companies were allocated to your Asgard Investment account. These companies issued certain notifications to shareholders, called corporate actions.
- Asgard informed Magnitude of these notifications and we were required to share them with you.
- Some of these notifications could have offered opportunities to make risk-free gains if you took certain investment actions.
- While you may have chosen not to do anything, we have assumed if you were made aware of these opportunities you would have taken part in them.
- Our review does not include consideration of any advice that may have been provided to you.
- We're sorry if you didn't receive notifications when you should have. We've already paid an amount to you for these missed opportunities plus interest, for a total of \$759.57, **so you don't need to do anything** to receive this payment.

#### Your Payment

Your payment has been made directly to your bank account ending in 2136.

If this is a joint account, **total payment** amount below is the **total** refund for the joint account.

Below is a summary of your payment:

Your payment summary	
Value of missed opportunities	\$477.73
Interest	\$281.84
<b>Total payment</b>	<b>\$759.57</b>

# 28000 - Property Income

2022 Financial Year

**Preparer** Louise Barlow

**Reviewer** Sam Greco

**Status** Ready for Review

Account Code	Description	CY Balance	LY Balance	Change
VSMLDUDLEY	4/14 Dudley Street, Annerley QLD	(\$21,803.62)	(\$20,800.00)	4.83%
<b>TOTAL</b>		<b>CY Balance</b>	<b>LY Balance</b>	
		(\$21,803.62)	(\$20,800.00)	

## Supporting Documents

- General Ledger [Report](#)
- 2022 SMSF - Rental Summary.pdf
- RP - Real Estate Statements.pdf

## Standard Checklist

- Attach all source documentation e.g. Rental Statements, Lease Statements
- Attach Rental Property Statement Report

# VSML Futures Super Fund

## General Ledger

As at 30 June 2022

Transaction Date	Description	Units	Debit	Credit	Balance \$
<b>Property Income (28000)</b>					
<u>4/14 Dudley Street, Annerley QLD (VSMLDUDLEY)</u>					
09/07/2021	Bees Nees REMITTER			565.86	565.86 CR
23/07/2021	Bees Nees REMITTER			227.44	793.30 CR
06/08/2021	Bees Nees REMITTER			724.10	1,517.40 CR
20/08/2021	Unit 4/ 14 Dudley REMITTER			256.54	1,773.94 CR
17/09/2021	Unit 4 / 14 Dudley REMITTER			703.94	2,477.88 CR
01/10/2021	Unit 4/ 14 Dudley REMITTER			733.22	3,211.10 CR
14/10/2021	Unit 4 / 14 Dudley REMITTER			251.72	3,462.82 CR
28/10/2021	Unit 4/ 14 Dudley REMITTER			725.98	4,188.80 CR
12/11/2021	Unit 4 / 14 Dudley REMITTER			738.72	4,927.52 CR
10/12/2021	Unit 4, / 14 Dudley REMITTER			344.70	5,272.22 CR
17/12/2021	Unit 4/14 Dudley REMITTER			32.08	5,304.30 CR
24/12/2021	Unit 4 / 14 Dudley REMITTER			694.73	5,999.03 CR
07/01/2022	Unit 4 / 14 Dudley REMITTER			34.22	6,033.25 CR
21/01/2022	Unit 4 / 14 Dudley REMITTER			352.31	6,385.56 CR
04/02/2022	Unit 4 / 14 Dudley REMITTER			224.65	6,610.21 CR
18/02/2022	Unit 4 / 14 Dudley REMITTER			738.72	7,348.93 CR
18/03/2022	Unit 4/ 14 Dudley REMITTER			343.93	7,692.86 CR
25/03/2022	Unit 4 / 14 Dudley REMITTER			90.30	7,783.16 CR
01/04/2022	Unit 4 / 14 Dudley REMITTER			733.22	8,516.38 CR
22/04/2022	Unit 4 / 14 Dudley REMITTER			738.72	9,255.10 CR
29/04/2022	Unit 4 / 14 Dudley REMITTER			733.22	9,988.32 CR
13/05/2022	Unit 4 / 14 Dudley REMITTER			219.30	10,207.62 CR
01/06/2022	Unit 4/ 14 Dudley REMITTER			0.34	10,207.96 CR
10/06/2022	Unit 4 / 14 Dudley REMITTER			502.22	10,710.18 CR
24/06/2022	Unit 4 / 14 Dudley REMITTER			51.57	10,761.75 CR
30/06/2022	Gross up Rental Income - Expenses paid by Real Estate			11,041.87	21,803.62 CR
				<b>21,803.62</b>	<b>21,803.62 CR</b>

**Total Debits: 0.00**

**Total Credits: 21,803.62**

stmt	income	mmt	p & p	lease renewal	rates	water	Pest	Body Corp	R & M	Gas	Smoke Alarm	pd						
20	1708.24	140.80	5.50		430.40		180.00			158.24		793.30	793.30		0.00			
21	1695.36	141.68	5.50			375.85				191.69		980.64	980.64		0.00			
22	2536.33	213.84	11.00					874.33				1437.16	1437.16		0.00			
23	1676.60	147.54	5.50		430.40					115.46		977.70	977.70		0.00			
24	1678.86	142.56	5.50			403.83				32.08		738.72	1094.89		356.17			
25	1652.08	137.58	0.00					631.67	123.50	43.99		1071.51	715.34		-356.17			
26	1663.99	142.56	5.50		430.40				699.00			386.53	-72.17		-458.70	07.01.22 Dishwasher		
27	1620.00	142.56	5.50							49.87	458.70	963.37	1422.07		458.70			
28	2520.30	213.84	5.50			349.58		738.00		40.43		1167.45	1172.95		5.50			
29	1620.00	142.56	11.00									1471.94	1466.44		-5.50			
30	1811.86	142.59	5.50		430.40			870.23		143.50		219.64	219.64		0.00			
31	1620.00	142.56		236.50		411.46			220.22	55.47		553.79	553.79		0.00			
	21803.62	1850.67	66.00	236.50	1721.60	1540.72	180.00	3114.23	1042.72	830.73	458.70	10761.75	10761.75		0.00			

# Owner Statement

Tax Invoice

STEPHEN DECARNE AS TRUSTEES FOR  
 VSMLPROPERTY PTY LTD  
 132 APPLEBY RD  
 STAFFORD QLD 4053

<b>Account</b>	DUDLEY4
<b>Statement number</b>	20
<b>Statement period</b>	1 July 2021 - 1 August 2021
<b>For property</b>	Unit 4 / 14 Dudley St, Annerley QLD
<b>Current Tenancy</b>	Jessie Wiesinger; Zach Gatehouse Rent: \$400.00 Weekly Paid to: 12/08/21

Balance Brought Forward \$0.00

Income	Credit
08/07/21 - Jessie Wiesinger; Zach Gatehouse - Rent - 16/07/2021 to 29/07/2021	\$800.00
19/07/21 - Jessie Wiesinger; Zach Gatehouse - Invoice - Invoice 1746, Gas Usage 13.4.21 to 7.6.21	\$108.24
22/07/21 - Jessie Wiesinger; Zach Gatehouse - Rent - 30/07/2021 to 12/08/2021	\$800.00
<b>Total income:</b>	<b>\$1,708.24</b>
Includes GST of:	\$9.84

Expenses	Debit
09/07/21 - Sundry Fee (27/06/2021) to Agent (DUDLEY4 - Unit 4 / 14 Dudley St, Annerley QLD)	\$5.50
09/07/21 - Gas Supply - 13.4.21 t 7.6.21	\$158.24
09/07/21 - Rent Commission Fee to Agent (DUDLEY4 - Unit 4 / 14 Dudley St, Annerley QLD)	\$70.40
23/07/21 - BCC Rates Notice - 1.7.21 to 30.9.21	\$430.40
23/07/21 - Flick Pest Control(Ref. 2779)	\$180.00
23/07/21 - Rent Commission Fee to Agent (DUDLEY4 - Unit 4 / 14 Dudley St, Annerley QLD)	\$70.40
<b>Total expenses:</b>	<b>\$914.94</b>
Includes GST of:	\$83.18

**Funds withheld for the following upcoming expenses**

Pending payment for Boris & Associates Pty Ltd T/As Bees Nees City Realty (Agency Fee) - Sundry Fee (27/07/2021) to Agent (DUDLEY4 - Unit 4 / 14 Dudley St, Annerley QLD) - \$5.50

Bill for TREETOPS AT DUDLEY CTS 36357 - Gas Supply - \$85.36 of \$85.36 withheld

**Total held in trust \$0.00**

STEPHEN DECARNE AS TRUSTEES FOR  
 VSMLPROPERTY PTY LTD  
 132 APPLEBY RD  
 STAFFORD QLD 4053

<b>Account</b>	DUDLEY4
<b>Statement number</b>	21
<b>Statement period</b>	1 August 2021 - 1 September 2021
<b>For property</b>	Unit 4 / 14 Dudley St, Annerley QLD
<b>Current Tenancy</b>	Jessie Wiesinger; Zach Gatehouse Rent: \$405.00 Weekly Paid to: 02/09/21 plus \$402.86 part payment

Balance Brought Forward \$0.00

Income	Credit
05/08/21 - Jessie Wiesinger; Zach Gatehouse - Invoice - Invoice 1800, Gas Supply	\$85.36
05/08/21 - Jessie Wiesinger; Zach Gatehouse - Rent - 13/08/2021 to 19/08/2021 (part payment \$400.00)	\$800.00
19/08/21 - Jessie Wiesinger; Zach Gatehouse - Rent - 20/08/2021 to 02/09/2021 (part payment \$402.86)	\$810.00
<b>Total income:</b>	<b>\$1,695.36</b>
Includes GST of:	\$7.76

Expenses	Debit
06/08/21 - Gas Supply	\$85.36
06/08/21 - Sundry Fee (27/07/2021) to Agent (DUDLEY4 - Unit 4 / 14 Dudley St, Annerley QLD)	\$5.50
06/08/21 - Rent Commission Fee to Agent (DUDLEY4 - Unit 4 / 14 Dudley St, Annerley QLD)	\$70.40
20/08/21 - Gas Supply 9.7.21 to 9.8.21	\$106.33
20/08/21 - Water & Sewerage Rates Notice - May to August 2021	\$375.85
20/08/21 - Rent Commission Fee to Agent (DUDLEY4 - Unit 4 / 14 Dudley St, Annerley QLD)	\$71.28
<b>Total expenses:</b>	<b>\$714.72</b>
Includes GST of:	\$30.81

**Funds withheld for the following upcoming expenses**

Pending payment for Boris & Associates Pty Ltd T/As Bees Nees City Realty (Agency Fee) - Sundry Fee (27/08/2021) to Agent (DUDLEY4 - Unit 4 / 14 Dudley St, Annerley QLD) - \$5.50

Bill for TREETOPS AT DUDLEY CTS 36357 - Body Corporate Levy - 1.10.21 to 31.12.21 - \$874.33 of \$874.33 withheld

**Total held in trust \$0.00**



# Owner Statement

Tax Invoice

STEPHEN DECARNE AS TRUSTEES FOR  
VSMLPROPERTY PTY LTD  
132 APPLEBY RD  
STAFFORD QLD 4053

<b>Account</b>	DUDLEY4
<b>Statement number</b>	22
<b>Statement period</b>	1 September 2021 - 1 October 2021
<b>For property</b>	Unit 4 / 14 Dudley St, Annerley QLD
<b>Current Tenancy</b>	Jessie Wiesinger; Zach Gatehouse Rent: \$405.00 Weekly Paid to: 14/10/21 plus \$402.86 part payment

Balance Brought Forward \$0.00

Income	Credit
02/09/21 - Jessie Wiesinger; Zach Gatehouse - Rent - 03/09/2021 to 16/09/2021 (part payment \$402.86)	\$810.00
10/09/21 - Jessie Wiesinger; Zach Gatehouse - Invoice - Invoice 1881, Gas Supply - 9.7.21 to 9.8.21	\$106.33
16/09/21 - Jessie Wiesinger; Zach Gatehouse - Rent - 17/09/2021 to 30/09/2021 (part payment \$402.86)	\$810.00
30/09/21 - Jessie Wiesinger; Zach Gatehouse - Rent - 01/10/2021 to 14/10/2021 (part payment \$402.86)	\$810.00
<b>Total income:</b>	<b>\$2,536.33</b>
Includes GST of:	\$9.67

Expenses	Debit
03/09/21 - Sundry Fee (27/08/2021) to Agent (DUDLEY4 - Unit 4 / 14 Dudley St, Annerley QLD)	\$5.50
03/09/21 - Rent Commission Fee to Agent (DUDLEY4 - Unit 4 / 14 Dudley St, Annerley QLD)	\$71.28
17/09/21 - Body Corporate Levy - 1.10.21 to 31.12.21	\$874.33
17/09/21 - Rent Commission Fee to Agent (DUDLEY4 - Unit 4 / 14 Dudley St, Annerley QLD)	\$71.28
01/10/21 - Sundry Fee (27/09/2021) to Agent (DUDLEY4 - Unit 4 / 14 Dudley St, Annerley QLD)	\$5.50
01/10/21 - Rent Commission Fee to Agent (DUDLEY4 - Unit 4 / 14 Dudley St, Annerley QLD)	\$71.28
<b>Total expenses:</b>	<b>\$1,099.17</b>
Includes GST of:	\$99.92

Payments to owner	
17/09/21	\$703.94
01/10/21	\$733.22
<b>Total payments:</b> Balance (\$0.00) + income (\$2,536.33) - expenses (\$1,099.17) - total held in trust (\$0.00) =	<b>\$1,437.16</b>

STEPHEN DECARNE AS TRUSTEES FOR  
 VSMLPROPERTY PTY LTD  
 132 APPLEBY RD  
 STAFFORD QLD 4053

<b>Account</b>	DUDLEY4
<b>Statement number</b>	23
<b>Statement period</b>	1 October 2021 - 1 November 2021
<b>For property</b>	Unit 4 / 14 Dudley St, Annerley QLD
<b>Current Tenancy</b>	Jessie Wiesinger; Zach Gatehouse Rent: \$405.00 Weekly Paid to: 18/11/21 plus \$54.46 part payment

Balance Brought Forward \$0.00

Income	Credit
14/10/21 - Jessie Wiesinger; Zach Gatehouse - Rent - 15/10/2021 to 28/10/2021 (part payment \$402.86)	\$810.00
25/10/21 - Jessie Wiesinger; Zach Gatehouse - Rent - 29/10/2021 to 04/11/2021 (part payment \$54.46)	\$56.60
28/10/21 - Jessie Wiesinger; Zach Gatehouse - Rent - 05/11/2021 to 18/11/2021 (part payment \$54.46)	\$810.00
<b>Total income:</b>	<b>\$1,676.60</b>
Includes GST of:	\$0.00

Expenses	Debit
15/10/21 - TREETOPS AT DUDLEY CTS 36357 - Gas Supply - 4/14 Dudley Street	\$56.60
15/10/21 - Brisbane City Council - BCC Rates Notices - 1.10.21 to 31.12.21	\$430.40
15/10/21 - Rent Commission Fee to Agent (DUDLEY4 - Unit 4 / 14 Dudley St, Annerley QLD)	\$71.28
27/10/21 - Sundry Fee (27/10/2021) to Agent (DUDLEY4 - Unit 4 / 14 Dudley St, Annerley QLD)	\$5.50
29/10/21 - TREETOPS AT DUDLEY CTS 36357 - Gas Supply - 9.9.21 to 11.10.21	\$58.86
29/10/21 - Rent Commission Fee to Agent (DUDLEY4 - Unit 4 / 14 Dudley St, Annerley QLD)	\$76.26
<b>Total expenses:</b>	<b>\$698.90</b>
Includes GST of:	\$63.54

Payments to owner	
15/10/21	\$251.72
29/10/21	\$725.98
<b>Total payments:</b> Balance (\$0.00) + income (\$1,676.60) - expenses (\$698.90) - total held in trust (\$0.00) =	<b>\$977.70</b>





# Owner Statement

Tax Invoice

STEPHEN DECARNE AS TRUSTEES FOR  
VSMLPROPERTY PTY LTD  
132 APPLEBY RD  
STAFFORD QLD 4053

Account	DUDLEY4
Statement number	24
Statement period	1 November 2021 - 1 December 2021
For property	Unit 4 / 14 Dudley St, Annerley QLD
Current Tenancy	Jessie Wiesinger; Zach Gatehouse Rent: \$405.00 Weekly Paid to: 16/12/21 plus \$54.46 part payment

Balance Brought Forward \$0.00

Income	Credit
11/11/21 - Jessie Wiesinger; Zach Gatehouse - Rent - 19/11/2021 to 02/12/2021 (part payment \$54.46)	\$810.00
16/11/21 - Jessie Wiesinger; Zach Gatehouse - Invoice - Invoice 2066, Gas Supply - 9.9.21 to 11.10.21 - 4/14 Dudley	\$58.86
25/11/21 - Jessie Wiesinger; Zach Gatehouse - Rent - 03/12/2021 to 16/12/2021 (part payment \$54.46)	\$810.00
<b>Total income:</b>	<b>\$1,678.86</b>
Includes GST of:	\$5.35

Expenses	Debit
12/11/21 - Rent Commission Fee to Agent (DUDLEY4 - Unit 4 / 14 Dudley St, Annerley QLD)	\$71.28
24/11/21 - Gas Supply - 12.10.21 to 8.11.21	\$32.08
26/11/21 - Aug to Nov 2021 - Water & sewerage Rates Notice	\$403.83
26/11/21 - Rent Commission Fee to Agent (DUDLEY4 - Unit 4 / 14 Dudley St, Annerley QLD)	\$71.28
27/11/21 - Sundry Fee (27/11/2021) to Agent (DUDLEY4 - Unit 4 / 14 Dudley St, Annerley QLD)	\$5.50
<b>Total expenses:</b>	<b>\$583.97</b>
Includes GST of:	\$16.38

#### Funds withheld for the following upcoming expenses

Bill for TREETOPS AT DUDLEY CTS 36357 - Body Corporate Levy - 1.1.22 to 31.3.22 - \$631.67 of \$631.67 withheld

**Total held in trust** **\$356.17**

#### Payments to owner

12/11/21 \$738.72

**Total payments:** Balance (\$0.00) + income (\$1,678.86) - expenses (\$583.97) - total held in trust (\$356.17) = **\$738.72**

STEPHEN DECARNE AS TRUSTEES FOR  
VSMLPROPERTY PTY LTD  
132 APPLEBY RD  
STAFFORD QLD 4053

<b>Account</b>	DUDLEY4
<b>Statement number</b>	25
<b>Statement period</b>	1 December 2021 - 4 January 2022
<b>Ownership</b>	Stephen Parker & Veronique Decarne as Trustees for VSMLProperty Pty Ltd
<b>For property</b>	Unit 4 / 14 Dudley St, Annerley QLD
<b>Current Tenancy</b>	Jessie Wiesinger; Zach Gatehouse Rent: \$405.00 Weekly Paid to: 06/01/22 plus \$402.86 part payment

Balance Brought Forward \$356.17

Income	Credit
09/12/21 - Jessie Wiesinger; Zach Gatehouse - Rent - 17/12/2021 to 23/12/2021 (part payment \$402.86)	\$753.40
09/12/21 - Jessie Wiesinger; Zach Gatehouse - Invoice - Invoice 2002, Gas Supply - 10.8.21 to 8.9.21	\$56.60
13/12/21 - Jessie Wiesinger; Zach Gatehouse - Invoice - Invoice 2127, Gas Supply - 12.10.21 to 8.11.21	\$32.08
23/12/21 - Jessie Wiesinger; Zach Gatehouse - Rent - 24/12/2021 to 06/01/2022 (part payment \$402.86)	\$810.00
<b>Total income:</b>	<b>\$1,652.08</b>
Includes GST of:	\$8.07

Expenses	Debit
10/12/21 - Body Corporate Levy - 1.1.22 to 31.3.22	\$631.67
10/12/21 - Service call to Bosch dishwasher	\$123.50
10/12/21 - Rent Commission Fee to Agent (DUDLEY4 - Unit 4 / 14 Dudley St, Annerley QLD)	\$66.30
24/12/21 - Gas Usage 9.11.21 to 8.12.21	\$43.99
24/12/21 - Rent Commission Fee to Agent (DUDLEY4 - Unit 4 / 14 Dudley St, Annerley QLD)	\$71.28
<b>Total expenses:</b>	<b>\$936.74</b>
Includes GST of:	\$85.16

**Funds withheld for the following upcoming expenses**

Pending payment for Boris & Associates Pty Ltd T/As Bees Nees City Realty (Agency Fee) - Sundry Fee (27/12/2021) to Agent (DUDLEY4 - Unit 4 / 14 Dudley St, Annerley QLD) - \$5.50

**Total held in trust \$0.00**

STEPHEN DECARNE AS TRUSTEES FOR  
VSMLPROPERTY PTY LTD  
132 APPLEBY RD  
STAFFORD QLD 4053

<b>Account</b>	DUDLEY4
<b>Statement number</b>	26
<b>Statement period</b>	4 January 2022 - 1 February 2022
<b>Ownership</b>	Stephen Parker & Veronique Decarne as Trustees for VSMLProperty Pty Ltd
<b>For property</b>	Unit 4 / 14 Dudley St, Annerley QLD
<b>Current Tenancy</b>	Jessie Wiesinger; Zach Gatehouse Rent: \$405.00 Weekly Paid to: 03/02/22 plus \$402.86 part payment

Balance Brought Forward \$0.00

Income	Credit
06/01/22 - Jessie Wiesinger; Zach Gatehouse - Rent - 07/01/2022 to 20/01/2022 (part payment \$402.86)	\$810.00
10/01/22 - Jessie Wiesinger; Zach Gatehouse - Invoice - Invoice 2180, Gas Supply - 9.11.21 to 8.12.21	\$43.99
20/01/22 - Jessie Wiesinger; Zach Gatehouse - Rent - 21/01/2022 to 03/02/2022 (part payment \$402.86)	\$810.00
<b>Total income:</b>	<b>\$1,663.99</b>
Includes GST of:	\$4.00

Expenses	Debit
07/01/22 - Sundry Fee (27/12/2021) to Agent (DUDLEY4 - Unit 4 / 14 Dudley St, Annerley QLD)	\$5.50
07/01/22 - New dishwasher(Ref. 4300)	\$699.00
07/01/22 - Rent Commission Fee to Agent (DUDLEY4 - Unit 4 / 14 Dudley St, Annerley QLD)	\$71.28
21/01/22 - BCC Rates Notice - 1.1.22 to 31.3.22	\$430.40
21/01/22 - Rent Commission Fee to Agent (DUDLEY4 - Unit 4 / 14 Dudley St, Annerley QLD)	\$71.28
<b>Total expenses:</b>	<b>\$1,277.46</b>
Includes GST of:	\$116.14

**Funds withheld for the following upcoming expenses**

Pending payment for Boris & Associates Pty Ltd T/As Bees Needs City Realty (Agency Fee) - Sundry Fee (27/01/2022) to Agent (DUDLEY4 - Unit 4 / 14 Dudley St, Annerley QLD) - \$5.50

Bill for Smoke Alarms Australia - Annual Inspection Compliance Package - \$458.70 of \$458.70 withheld

Bill for TREETOPS AT DUDLEY CTS 36357 - Gas Supply - 9.12.21 to 11.1.22 - \$49.87 of \$49.87 withheld

**Total held in trust \$0.00**



# Owner Statement

Tax Invoice

STEPHEN DECARNE AS TRUSTEES FOR  
VSMLPROPERTY PTY LTD  
132 APPLEBY RD  
STAFFORD QLD 4053

<b>Account</b>	DUDLEY4
<b>Statement number</b>	27
<b>Statement period</b>	1 February 2022 - 1 March 2022
<b>Ownership</b>	Stephen Parker & Veronique Decarne as Trustees for VSMLProperty Pty Ltd
<b>For property</b>	Unit 4 / 14 Dudley St, Annerley QLD
<b>Current Tenancy</b>	Jessie Wiesinger; Zach Gatehouse Rent: \$405.00 Weekly Paid to: 03/03/22 plus \$402.86 part payment

Balance Brought Forward \$0.00

**Income** **Credit**

03/02/22 - Jessie Wiesinger; Zach Gatehouse - Rent - 04/02/2022 to 17/02/2022 (part payment \$402.86) \$810.00

17/02/22 - Jessie Wiesinger; Zach Gatehouse - Rent - 18/02/2022 to 03/03/2022 (part payment \$402.86) \$810.00

**Total income:** **\$1,620.00**  
Includes GST of: **\$0.00**

**Expenses** **Debit**

04/02/22 - QLD 2022 Installation - 2 Bedroom \$458.70

04/02/22 - Gas Supply - 9.12.21 to 11.1.22 \$49.87

04/02/22 - Sundry Fee (27/01/2022) to Agent (DUDLEY4 - Unit 4 / 14 Dudley St, Annerley QLD) \$5.50

04/02/22 - Rent Commission Fee to Agent (DUDLEY4 - Unit 4 / 14 Dudley St, Annerley QLD) \$71.28

18/02/22 - Rent Commission Fee to Agent (DUDLEY4 - Unit 4 / 14 Dudley St, Annerley QLD) \$71.28

**Total expenses:** **\$656.63**  
Includes GST of: **\$59.69**

**Funds withheld for the following upcoming expenses**

Pending payment for Boris & Associates Pty Ltd T/As Bees Nees City Realty (Agency Fee) - Sundry Fee (27/02/2022) to Agent (DUDLEY4 - Unit 4 / 14 Dudley St, Annerley QLD) - \$5.50

**Total held in trust** **\$0.00**

**Payments to owner**

04/02/22 \$224.65

18/02/22 \$738.72

**Total payments:** Balance (\$0.00) + income (\$1,620.00) - expenses (\$656.63) - total held in trust (\$0.00) = **\$963.37**



# Owner Statement

Tax Invoice

STEPHEN DECARNE AS TRUSTEES FOR  
VSMLPROPERTY PTY LTD  
132 APPLEBY RD  
STAFFORD QLD 4053

<b>Account</b>	DUDLEY4
<b>Statement number</b>	28
<b>Statement period</b>	1 March 2022 - 1 April 2022
<b>Ownership</b>	Stephen Parker & Veronique Decarne as Trustees for VSMLProperty Pty Ltd
<b>For property</b>	Unit 4 / 14 Dudley St, Annerley QLD
<b>Current Tenancy</b>	Jessie Wiesinger; Zach Gatehouse Rent: \$405.00 Weekly Paid to: 14/04/22 plus \$402.86 part payment

Balance Brought Forward \$0.00

Income	Credit
03/03/22 - Jessie Wiesinger; Zach Gatehouse - Rent - 04/03/2022 to 17/03/2022 (part payment \$402.86)	\$810.00
17/03/22 - Jessie Wiesinger; Zach Gatehouse - Rent - 18/03/2022 to 31/03/2022 (part payment \$402.86)	\$810.00
21/03/22 - Jessie Wiesinger; Zach Gatehouse - Invoice - Invoice 2345, Gas Supply - 12/1/22 to 8/2/22	\$40.43
21/03/22 - Jessie Wiesinger; Zach Gatehouse - Invoice - Invoice 2274, Gas Supply - 9.12.21 to 11.1.22	\$49.87
31/03/22 - Jessie Wiesinger; Zach Gatehouse - Rent - 01/04/2022 to 14/04/2022 (part payment \$402.86)	\$810.00
<b>Total income:</b>	<b>\$2,520.30</b>
<b>Includes GST of:</b>	<b>\$8.21</b>

Expenses	Debit
04/03/22 - Sundry Fee (27/02/2022) to Agent (DUDLEY4 - Unit 4 / 14 Dudley St, Annerley QLD)	\$5.50
04/03/22 - Nov 21 to Feb 22 - Water & Sewerage Rates Notice	\$349.58
04/03/22 - Rent Commission Fee to Agent (DUDLEY4 - Unit 4 / 14 Dudley St, Annerley QLD)	\$71.28
11/03/22 - Gas Supply - 12.1.22 to 8.2.22	\$40.43
18/03/22 - Body Corporate Levy - 1.4.22 to 30.6.22	\$738.00
18/03/22 - Rent Commission Fee to Agent (DUDLEY4 - Unit 4 / 14 Dudley St, Annerley QLD)	\$71.28
01/04/22 - Rent Commission Fee to Agent (DUDLEY4 - Unit 4 / 14 Dudley St, Annerley QLD)	\$71.28
<b>Total expenses:</b>	<b>\$1,347.35</b>
<b>Includes GST of:</b>	<b>\$90.71</b>

STEPHEN DECARNE AS TRUSTEES FOR  
VSMLPROPERTY PTY LTD  
132 APPLEBY RD  
STAFFORD QLD 4053

<b>Account</b>	DUDLEY4
<b>Statement number</b>	29
<b>Statement period</b>	1 April 2022 - 1 May 2022
<b>Ownership</b>	Stephen Parker & Veronique Decarne as Trustees for VSMLProperty Pty Ltd
<b>For property</b>	Unit 4 / 14 Dudley St, Annerley QLD
<b>Current Tenancy</b>	Jessie Wiesinger; Zach Gatehouse Rent: \$405.00 Weekly Paid to: 12/05/22 plus \$402.86 part payment

Balance Brought Forward \$5.50

Income	Credit
14/04/22 - Jessie Wiesinger; Zach Gatehouse - Rent - 15/04/2022 to 28/04/2022 (part payment \$402.86)	\$810.00
28/04/22 - Jessie Wiesinger; Zach Gatehouse - Rent - 29/04/2022 to 12/05/2022 (part payment \$402.86)	\$810.00
<b>Total income:</b>	<b>\$1,620.00</b>
Includes GST of:	\$0.00

Expenses	Debit
14/04/22 - Sundry Fee (27/03/2022) to Agent (DUDLEY4 - Unit 4 / 14 Dudley St, Annerley QLD)	\$5.50
22/04/22 - Rent Commission Fee to Agent (DUDLEY4 - Unit 4 / 14 Dudley St, Annerley QLD)	\$71.28
29/04/22 - Sundry Fee (27/04/2022) to Agent (DUDLEY4 - Unit 4 / 14 Dudley St, Annerley QLD)	\$5.50
29/04/22 - Rent Commission Fee to Agent (DUDLEY4 - Unit 4 / 14 Dudley St, Annerley QLD)	\$71.28
<b>Total expenses:</b>	<b>\$153.56</b>
Includes GST of:	\$13.96

Payments to owner	
22/04/22	\$738.72
29/04/22	\$733.22
<b>Total payments: Balance (\$5.50) + income (\$1,620.00) - expenses (\$153.56) - total held in trust (\$0.00) =</b>	
	<b>\$1,471.94</b>



# Owner Statement

Tax Invoice

STEPHEN DECARNE AS TRUSTEES FOR  
VSMLPROPERTY PTY LTD  
132 APPLEBY RD  
STAFFORD QLD 4053

<b>Account</b>	DUDLEY4
<b>Statement number</b>	30
<b>Statement period</b>	1 May 2022 - 1 June 2022
<b>Ownership</b>	Stephen Parker & Veronique Decarne as Trustees for VSMLProperty Pty Ltd
<b>For property</b>	Unit 4 / 14 Dudley St, Annerley QLD
<b>Current Tenancy</b>	Jessie Wiesinger; Zach Gatehouse Rent: \$405.00 Weekly Paid to: 09/06/22 plus \$403.22 part payment

Balance Brought Forward \$0.00

**Income** **Credit**

12/05/22 - Jessie Wiesinger; Zach Gatehouse - Rent - 13/05/2022 to 26/05/2022 (part payment \$402.86)	\$810.00
26/05/22 - Jessie Wiesinger; Zach Gatehouse - Rent - 27/05/2022 to 09/06/2022 (part payment \$402.86)	\$810.00
27/05/22 - Jessie Wiesinger; Zach Gatehouse - Invoice - Invoice 2476, Gas Supply - 9.2.22 to 8.4.22 - Payment to Bees Nees	\$89.02
27/05/22 - Jessie Wiesinger; Zach Gatehouse - Rent - 09/06/2022 to 09/06/2022 (part payment \$403.22)	\$0.36
27/05/22 - Jessie Wiesinger; Zach Gatehouse - Invoice - Invoice 2504, Gas Supply - 9.4.22 to 10.5.22	\$54.48
31/05/22 - Stephen Parker & Veronique Decarne as Trustees for VSMLProperty Pty Ltd - Owner - Funds from owner for invoice	\$48.00

**Total income:** \$1,811.86  
Includes GST of: \$13.04

**Expenses** **Debit**

13/05/22 - Gas Supply 9.2.22 to 8.3.22	\$89.02
13/05/22 - BCC Rates 1.4.22 to 30.6.22	\$430.40
13/05/22 - Rent Commission Fee to Agent (DUDLEY4 - Unit 4 / 14 Dudley St, Annerley QLD)	\$71.28
27/05/22 - Gas Supply 9.4.22 to 10.5.22	\$54.48
27/05/22 - Sundry Fee (27/05/2022) to Agent (DUDLEY4 - Unit 4 / 14 Dudley St, Annerley QLD)	\$5.50
27/05/22 - Rent Commission Fee to Agent (DUDLEY4 - Unit 4 / 14 Dudley St, Annerley QLD)	\$71.28
01/06/22 - Body Corp Fees 1/7/2022-30/09/2022	\$870.23
01/06/22 - Rent Commission Fee to Agent (DUDLEY4 - Unit 4 / 14 Dudley St, Annerley QLD)	\$0.03

**Total expenses:** \$1,592.22  
Includes GST of: \$144.74

STEPHEN DECARNE AS TRUSTEES FOR  
VSMLPROPERTY PTY LTD  
132 APPLEBY RD  
STAFFORD QLD 4053

<b>Account</b>	DUDLEY4
<b>Statement number</b>	31
<b>Statement period</b>	1 June 2022 - 1 July 2022
<b>Ownership</b>	Stephen Parker & Veronique Decarne as Trustees for VSMLProperty Pty Ltd
<b>For property</b>	Unit 4 / 14 Dudley St, Annerley QLD
<b>Current Tenancy</b>	Jessie Wiesinger; Zach Gatehouse Rent: \$405.00 Weekly Paid to: 07/07/22 plus \$403.22 part payment

Balance Brought Forward \$0.00

Income	Credit
09/06/22 - Jessie Wiesinger; Zach Gatehouse - Rent - 10/06/2022 to 23/06/2022 (part payment \$403.22)	\$810.00
23/06/22 - Jessie Wiesinger; Zach Gatehouse - Rent - 24/06/2022 to 07/07/2022 (part payment \$403.22)	\$810.00
<b>Total income:</b>	<b>\$1,620.00</b>
Includes GST of:	\$0.00

Expenses	Debit
10/06/22 - Lease Renewal & Renegotiation to Agent (DUDLEY4 - Unit 4 / 14 Dudley St, Annerley QLD)	\$236.50
10/06/22 - Rent Commission Fee to Agent (DUDLEY4 - Unit 4 / 14 Dudley St, Annerley QLD)	\$71.28
24/06/22 - Feb to June 2022 - Water & Sewerage Notice	\$411.46
24/06/22 - Gas Supply - 11.5.22 to 8.6.22	\$55.47
24/06/22 - Broken light in front bedroom (Ref. 5545)	\$220.22
24/06/22 - Rent Commission Fee to Agent (DUDLEY4 - Unit 4 / 14 Dudley St, Annerley QLD)	\$71.28
<b>Total expenses:</b>	<b>\$1,066.21</b>
Includes GST of:	\$59.52

**Funds withheld for the following upcoming expenses**

Pending payment for Boris & Associates Pty Ltd T/As Bees Nees City Realty (Agency Fee) - Sundry Fee  
(27/06/2022) to Agent (DUDLEY4 - Unit 4 / 14 Dudley St, Annerley QLD) - \$5.50

**Total held in trust \$0.00**



# 30100 - Accountancy Fees

2022 Financial Year

**Preparer** Louise Barlow

**Reviewer** Sam Greco

**Status** Ready for Review

Account Code	Description	CY Balance	LY Balance	Change
30100	Accountancy Fees	\$3,450.00	\$3,450.00	0%
<b>TOTAL</b>		<b>CY Balance</b>	<b>LY Balance</b>	
		\$3,450.00	\$3,450.00	

## Supporting Documents

- General Ledger [Report](#)
- Accountant (3).pdf
- Accountant (2).pdf
- Accountant.pdf

## Standard Checklist

- Attach all source documentation
- Ensure all Transactions have been entered

## VSML Futures Super Fund

# General Ledger

As at 30 June 2022

Transaction Date	Description	Units	Debit	Credit	Balance \$
<b>Accountancy Fees (30100)</b>					
<u>Accountancy Fees (30100)</u>					
08/12/2021	INTERNET WITHDRAWAL VSML 209385		240.00		240.00 DR
22/12/2021	INTERNET WITHDRAWAL VSML tax return		2,970.00		3,210.00 DR
16/05/2022	INTERNET WITHDRAWAL Payment annual secretar 174344378		240.00		3,450.00 DR
			<b>3,450.00</b>		<b>3,450.00 DR</b>

**Total Debits: 3,450.00**

**Total Credits: 0.00**

# Mitcham Property

## Developments Pty Ltd

A.B.N. 30 515 453 617  
PO Box 354, ASPLEY QLD 4034  
Phone (07) 3263 5200 Fax (07) 3263 4830

Stephen Parker  
VSML Super Pty Ltd  
132 Appleby Road  
STAFFORD HEIGHTS QLD 4053

### Tax Invoice

**210223**

Ref: VSML0002

15 May, 2022

Description	Amount
<p>TO CORPORATE REGISTRY SERVICES</p> <p>Preparation of the Australian Securities &amp; Investments Commission Company Annual Statement Package for the 2021/22 financial year. General company secretarial services relating to maintaining an up to date company register as required by the Corporations Law, where applicable and adhering to the requirements of the Registered Office (as below).</p> <p>Registered Office - Is the address which is registered with ASIC as the official address of a company, an association or any other legal entity. Generally it will form part of the public record. It does not have to be where the organisation conducts its business. The Registered Office of a Company must be open: ·For such hours (being no fewer that 3) between 9am and 5pm on each business day or ·Each business day from at least 10am to 12noon and from at least 2pm to 4pm; A representative of the company must be present at all times when the office is open. Always be aware of your company review dates and company office holder's duties link to ASIC for more information <a href="http://www.asic.gov.au/company-officeholders*">http://www.asic.gov.au/company-officeholders*</a></p>	240.00
<p>The Amount Due Includes GST of \$21.82 * Indicates Taxable Supply</p>	<b>Amount Due: \$ 240.00</b>
<p><i>Please Detach The Portion Below And Forward With Your Payment Or If Paying By Direct Deposit Please Fax/post Deposit Confirmation.</i></p>	
<p>VSML Super Pty Ltd</p> <p><b>Remittance Advice.</b></p> <p>*Cheque *Cash *M/card &amp; *Direct Deposit VISA Only</p>	<p>Invoice: 210223 Ref: VSML0002 15 May, 2022</p>
<p><b>Mitcham Property Developments Pty Ltd BSB 014 209 Acc 4843 14224</b></p>	<b>Amount Due: \$ 240.00</b>

# Mitcham Property

## Developments Pty Ltd

A.B.N. 30 515 453 617  
PO Box 354, ASPLEY QLD 4034  
Phone (07) 3263 5200 Fax (07) 3263 4830

Stephen Parker  
VSML Property Pty Ltd  
132 Appleby Road  
STAFFORD HEIGHTS QLD 4053

### Tax Invoice

**209385**

Ref: VSML0003  
2 December, 2021

Description	Amount
<p>TO CORPORATE REGISTRY SERVICES</p> <p>Preparation of the Australian Securities &amp; Investments Commission Company Annual Statement Package for the 2021/22 financial year. General company secretarial services relating to maintaining an up to date company register as required by the Corporations Law, where applicable and adhering to the requirements of the Registered Office (as below).</p> <p>Registered Office - Is the address which is registered with ASIC as the official address of a company, an association or any other legal entity. Generally it will form part of the public record. It does not have to be where the organisation conducts its business. The Registered Office of a Company must be open: ·For such hours (being no fewer that 3) between 9am and 5pm on each business day or ·Each business day from at least 10am to 12noon and from at least 2pm to 4pm; A representative of the company must be present at all times when the office is open. Always be aware of your company review dates and company office holder's duties link to ASIC for more information <a href="http://www.asic.gov.au/company-officeholders*">http://www.asic.gov.au/company-officeholders*</a></p>	240.00
<p>The Amount Due Includes GST of \$21.82 * Indicates Taxable Supply</p>	<b>Amount Due: \$ 240.00</b>
<p><i>Please Detach The Portion Below And Forward With Your Payment Or If Paying By Direct Deposit Please Fax/post Deposit Confirmation.</i></p>	
<p>VSML Property Pty Ltd</p> <p><b>Remittance Advice.</b></p> <p>*Cheque *Cash *M/card &amp; *Direct Deposit VISA Only</p> <p><b>Mitcham Property Developments Pty Ltd BSB 014 209 Acc 4843 14224</b></p>	<p>Invoice: 209385 Ref: VSML0003 2 December, 2021</p>
	<b>Amount Due: \$ 240.00</b>

# Mitcham Property

## Developments Pty Ltd

A.B.N. 30 515 453 617  
PO Box 354, ASPLEY QLD 4034  
Phone (07) 3263 5200 Fax (07) 3263 4830

Stephen Parker  
VSML Futures Super Fund  
132 Appleby Road  
STAFFORD HEIGHTS QLD 4053

### Tax Invoice 209481

Ref: VSML0001  
20 December, 2021

Description	Amount
Professional Services Rendered Preparation of Financial Statements for the period ended 30 June 2021 which included: Dissection and coding of Bank Statements in preparation of Journals for preparation of Trial Balance for the year ended 30 June 2021 Calculate members benefits and allocate income to each member Preparation of Member Statements for the period ended 30 June 2021 Preparation and Lodgement of Superannuation Fund Tax Return and associated schedules for the year ended 30 June 2021 Preparation of Resolution of Minutes for the period ended 30 June 2021 Sundry advice and Other Matters (This invoice does not include Auditor Fees. These will be invoiced separately by the Auditor.)*	2,970.00

**Terms: Strictly Seven Days**

**AMT Due \$ 2,970.00**

The Amount Due Includes GST of \$270.00

\* Indicates Taxable Supply

**Refer to our Terms of Trade on our website [www.taxonline.com.au](http://www.taxonline.com.au)**

**REMINDER - TAX RETURNS AND BAS'S WILL NOT BE LODGED UNTIL PAYMENT OF INVOICE**

Remittance Advice.		Invoice: 209481
VSML Futures Super Fund		Ref: VSML0001
*Cheque *Cash *M/card & VISA Only		20 December, 2021
*Direct Deposit - please use Invoice No. as your REFERENCE		
<b>Senrico Pty Ltd --- BSB 484 799 Acc 167 066 970</b>	<b>Amt Due: \$</b>	<b>2,970.00</b>
Card No. <input type="text"/>	Validation No. <input type="text"/>	
Cardholder .....	Signature .....	Expiry Date ...../.....

# 30400 - ATO Supervisory Levy

2022 Financial Year

**Preparer** Louise Barlow

**Reviewer** Sam Greco

**Status** Ready for Review

Account Code	Description	CY Balance	LY Balance	Change
30400	ATO Supervisory Levy	\$259.00	\$259.00	0%
<b>TOTAL</b>		<b>CY Balance</b>	<b>LY Balance</b>	
		\$259.00	\$259.00	

## Supporting Documents

- General Ledger [Report](#)

## Standard Checklist

- Attach all source documentation
- Ensure all Transactions have been entered

VSML Futures Super Fund

# General Ledger

As at 30 June 2022

Transaction Date	Description	Units	Debit	Credit	Balance \$
<b>ATO Supervisory Levy (30400)</b>					
<i>ATO Supervisory Levy (30400)</i>					
03/02/2022	ATO004000015741348 ATO		259.00		259.00 DR
			<b>259.00</b>		<b>259.00 DR</b>

**Total Debits: 259.00**

**Total Credits: 0.00**

# 30700 - Auditor's Remuneration

2022 Financial Year

**Preparer** Louise Barlow

**Reviewer** Sam Greco

**Status** Ready for Review

Account Code	Description	CY Balance	LY Balance	Change
30700	Auditor's Remuneration	\$385.00	\$385.00	0%
<b>TOTAL</b>		<b>CY Balance</b>	<b>LY Balance</b>	
		\$385.00	\$385.00	

## Supporting Documents

- General Ledger [Report](#)
- Audit Fee.pdf [30700](#)

## Standard Checklist

- Attach all source documentation
- Ensure all Transactions have been entered



## VSML Futures Super Fund

# General Ledger

As at 30 June 2022

Transaction Date	Description	Units	Debit	Credit	Balance \$
<b>Auditor's Remuneration (30700)</b>					
Auditor's Remuneration (30700)					
15/03/2022	INTERNET WITHDRAWAL VSML SMSF audit		385.00		385.00 DR
			<b>385.00</b>		<b>385.00 DR</b>

**Total Debits: 385.00**

**Total Credits: 0.00**

**TAX INVOICE**

**Supplier:** Super Audits

**Auditor:** A.W. Boys  
SMSF Auditor Number (SAN) 100014140  
Registered Company Auditor (67793)

**Address:** Box 3376  
Rundle Mall 5000

**ABN:** 20 461 503 652

**Services:** Auditing

**Date:** 29 January 2022

**Recipient:** VSML Futures Super Fund

**Address:** C/- PO Box 354 ASPLEY QLD 4034

**Description of Services**

Statutory audit of the VSML Futures Super Fund for the financial year ending 30 June 2021.

**Fee:** \$350.00

**GST:** \$35.00

**Total:** \$385.00

Payment can be made with a cheque payable to Super Audits postal address being Box 3376 Rundle Mall 5000 or alternatively an EFT can be made BSB 015-056 Account No. 387392386.



# 30800 - ASIC Fees

2022 Financial Year

**Preparer** Louise Barlow

**Reviewer** Sam Greco

**Status** Ready for Review

Account Code	Description	CY Balance	LY Balance	Change
30800	ASIC Fees	\$332.00	\$328.00	1.22%
<b>TOTAL</b>		<b>CY Balance</b>	<b>LY Balance</b>	
		\$332.00	\$328.00	

## Supporting Documents

- General Ledger [Report](#)
- ASIC (2).pdf [30800](#)
- ASIC.pdf [30800](#)

## Standard Checklist

- Attach all source documentation
- Ensure all Transactions have been entered

## VSML Futures Super Fund

# General Ledger

As at 30 June 2022

Transaction Date	Description	Units	Debit	Credit	Balance \$
<b>ASIC Fees (30800)</b>					
ASIC Fees (30800)					
08/12/2021	BPAY 2296030903399 ASIC		276.00		276.00 DR
16/05/2022	BPAY 2291694621593 ASIC		56.00		332.00 DR
			<b>332.00</b>		<b>332.00 DR</b>

**Total Debits: 332.00**

**Total Credits: 0.00**

**ASIC**

Australian Securities &amp; Investments Commission

ABN 86 768 265 615

VSML PROPERTY PTY LTD  
 SAM GRECO & CO. BUSINESS FOCUSED SOLUTIONS  
 PO BOX 354  
 ASPLEY QLD 4034

**INVOICE STATEMENT**

Issue date 27 Nov 21

**VSML PROPERTY PTY LTD**

ACN 603 090 339

Account No. 22 603090339

**Summary**

Opening Balance	\$0.00
New items	\$276.00
Payments & credits	\$0.00
<b>TOTAL DUE</b>	<b>\$276.00</b>

- Amounts are not subject to GST. (Treasurer's determination - exempt taxes, fees and charges).
- Payment of your annual review fee will maintain your registration as an Australian company.

*Transaction details are listed on the back of this page*

**Inquiries**

www.asic.gov.au/invoices

1300 300 630

**Please pay**

Immediately	<b>\$0.00</b>
By 27 Jan 22	<b>\$276.00</b>

*If you have already paid please ignore this invoice statement.*

- Late fees will apply if you do NOT
  - tell us about a change during the period that the law allows
  - bring your company or scheme details up to date within 28 days of the date of issue of the annual statement, or
  - pay your review fee within 2 months of the annual review date.
- Information on late fee amounts can be found on the ASIC website.

**ASIC**

Australian Securities &amp; Investments Commission

**PAYMENT SLIP****VSML PROPERTY PTY LTD**

ACN 603 090 339

Account No: 22 603090339



22 603090339

<b>TOTAL DUE</b>	<b>\$276.00</b>
<b>Immediately</b>	<b>\$0.00</b>
<b>By 27 Jan 22</b>	<b>\$276.00</b>

*Payment options are listed on the back of this payment slip*



**Bill Code:** 17301  
**Ref:** 2296030903399



\*814 129 0002296030903399 58

**ASIC**

Australian Securities &amp; Investments Commission

ABN 86 768 265 615

VSML SUPER PTY. LTD.  
 SAM GRECO & CO. BUSINESS FOCUSED SOLUTIONS  
 PO BOX 354  
 ASPLEY QLD 4034

**INVOICE STATEMENT**

Issue date 09 May 22

**VSML SUPER PTY. LTD.**

ACN 169 462 159

Account No. 22 169462159

**Summary**

Opening Balance	\$0.00
New items	\$56.00
Payments & credits	\$0.00
<b>TOTAL DUE</b>	<b>\$56.00</b>

- Amounts are not subject to GST. (Treasurer's determination - exempt taxes, fees and charges).
- Payment of your annual review fee will maintain your registration as an Australian company.

*Transaction details are listed on the back of this page*

**Inquiries**

www.asic.gov.au/invoices

1300 300 630

**Please pay**

Immediately	<b>\$0.00</b>
By 09 Jul 22	<b>\$56.00</b>

*If you have already paid please ignore this invoice statement.*

- Late fees will apply if you do NOT
  - tell us about a change during the period that the law allows
  - bring your company or scheme details up to date within 28 days of the date of issue of the annual statement, or
  - pay your review fee within 2 months of the annual review date.
- Information on late fee amounts can be found on the ASIC website.

**ASIC**

Australian Securities &amp; Investments Commission

**PAYMENT SLIP****VSML SUPER PTY. LTD.**

ACN 169 462 159

Account No: 22 169462159



22 169462159

<b>TOTAL DUE</b>	<b>\$56.00</b>
<b>Immediately</b>	<b>\$0.00</b>
<b>By 09 Jul 22</b>	<b>\$56.00</b>

*Payment options are listed on the back of this payment slip*



**Bill Code:** 17301  
**Ref:** 2291694621593



\*814 129 0002291694621593 30

# 31500 - Bank Charges

2022 Financial Year

---

**Preparer** Louise Barlow

**Reviewer** Sam Greco

**Status** Ready for Review

Account Code	Description	CY Balance	LY Balance	Change
31500	Bank Charges	\$96.00	\$96.00	0%
<b>TOTAL</b>		<b>CY Balance</b>	<b>LY Balance</b>	
		\$96.00	\$96.00	

## Supporting Documents

- General Ledger [Report](#)

## Standard Checklist

- Attach all source documentation
- Ensure all Transactions have been entered

# VSML Futures Super Fund General Ledger

As at 30 June 2022

Transaction Date	Description	Units	Debit	Credit	Balance \$
<b>Bank Charges (31500)</b>					
<u>Bank Charges (31500)</u>					
30/07/2021	Loan Service Fee		8.00		8.00 DR
31/08/2021	Loan Service Fee		8.00		16.00 DR
30/09/2021	Loan Service Fee		8.00		24.00 DR
29/10/2021	Loan Service Fee		8.00		32.00 DR
30/11/2021	Loan Service Fee		8.00		40.00 DR
31/12/2021	Loan Service Fee		8.00		48.00 DR
31/01/2022	Loan Service Fee		8.00		56.00 DR
28/02/2022	Loan Service Fee		8.00		64.00 DR
31/03/2022	Loan Service Fee		8.00		72.00 DR
29/04/2022	Loan Service Fee		8.00		80.00 DR
31/05/2022	Loan Service Fee		8.00		88.00 DR
30/06/2022	Loan Service Fee		8.00		96.00 DR
			<b>96.00</b>		<b>96.00 DR</b>

**Total Debits: 96.00**

**Total Credits: 0.00**



# 33400 - Depreciation

2022 Financial Year

Preparer Louise Barlow

Reviewer Sam Greco

Status Ready for Review

Account Code	Description	CY Balance	LY Balance	Change
VSMLDUDLEY	4/14 Dudley Street, Annerley QLD	\$7,206.00	\$7,262.00	(0.77)%
<b>TOTAL</b>		<b>CY Balance</b>	<b>LY Balance</b>	
		\$7,206.00	\$7,262.00	

## Supporting Documents

- RP - Depreciation.pdf VSMLDUDLEY

## Standard Checklist

- Attach Depreciation Schedule

# Depreciation Worksheet

# 2022

Title Fixtures & Fittings 4/14 Dudley Street

Transfer to

Private Use % (default private use % for this worksheet)

Taxpayer is eligible for Small Business accelerated depreciation for General Pool (Y or BLANK)

Total Cost	Opening	Acquisition Date	Acquisition Cost	Total Value	Rate %	Type P/D	Decline in Value	Private Portion	Closing
<b>All Assets (6)</b>									
Mini Split System up to 20KW									
2,852	696		0	696	20.00	D	139	0	557
Carpet									
1,862	454		0	454	20.00	D	91	0	363
Floating Timber Floor									
3,862	1,561		0	1,561	13.34	D	208	0	1,353
Hot Water Unit									
1,890	597		0	597	16.66	D	100	0	497
Window Blinds Internal									
2,164	529		0	529	20.00	D	106	0	423
Dishwasher									
699	0	07/01/2022	699	699	20.00	D	67	0	632

Total Cost	Opening	Acquisition Cost	Total Value	Decline in Value	Private	Closing
13,329	3,837	699	4,536	711	0	3,825

	<b>Deduct for Private Use</b>	<input type="text" value="0"/>
	<b>Net Depreciation</b>	<input type="text"/>
<b>Disposals:</b> [	<b>Deduct for Private Use</b>	<input type="text"/>
	<b>Net Adjustment</b>	<input type="text"/>
	<b>Total Claimed for Depreciation</b>	<input type="text" value="711"/>

Total Assets - 6 [On hand the full year - 5, Acquisitions - 1, Disposals - 0]

# Depreciation Worksheet

# 2022

Title Building Cost Allowance 4/14 Dudley Street

Transfer to

Private Use % (default private use % for this worksheet)

Taxpayer is eligible for Small Business accelerated depreciation for General Pool (Y or BLANK)

Total Cost	Opening	Acquisition Date	Acquisition Cost	Total Value	Rate %	Type P/D	Decline in Value	Private Portion	Closing
------------	---------	------------------	------------------	-------------	--------	----------	------------------	-----------------	---------

**All Assets (1)**

Building Cost Write Off									
247,905	156,483		0	156,483	2.50	S	6,198	0	150,285

Total Cost	Opening	Acquisition Cost	Total Value	Decline in Value	Private	Closing
247,905	156,483	0	156,483	6,198	0	150,285

Disposals: [	<b>Deduct for Private Use</b>	0
	<b>Net Depreciation</b>	
	<b>Deduct for Private Use</b>	
	<b>Net Adjustment</b>	
	<b>Total Claimed for Depreciation</b>	6,198

Total Assets - 1 [On hand the full year - 1, Acquisitions - 0, Disposals - 0]

# Depreciation Worksheet

# 2022

Title Low Value Pool 1/14 Dudley Street

Transfer to

Private Use % (default private use % for this worksheet)

Taxpayer is eligible for Small Business accelerated depreciation for General Pool (Y or BLANK)

## Pooling

### Low value pool

			Decline in Value	
Closing Value of Pool in previous income year	475	@ 37.50 % =	178	297
New assets allocated in 2022		@ 18.75 % =		
Existing assets allocated to pool		@ 37.50 % =		
Second element costs in 2022 for existing assets		@ 18.75 % =		
<b>Total</b>			<b>178</b>	<b>297</b>
<b>Total termination value of pooled assets no longer held</b>				0
<b>Write Off Pool Balance</b>			<input type="checkbox"/>	
<b>Pool Closing Balance in 2022</b>				297

Total Cost	Opening	Acquisition Date	Acquisition Cost	Private %
------------	---------	------------------	------------------	-----------

### All Assets (9)

Ceiling Fan	891	43		0
Mirrors	364	17		0
Exhaust Fans	374	18		0
Rangehood	386	18		0
Clothes Dryer	497	24		0
Automatic Garage Door Motor	433	21		0
Dishwasher	1,386	68		0
Cooktop	1,297	129		0
Oven	1,482	135		0

**Total Assets - 9** [On hand the full year - 9, Acquisitions - 0, Disposals - 0]

# 37500 - Investment expenses

2022 Financial Year

Preparer Louise Barlow

Reviewer Sam Greco

Status Ready for Review

Account Code	Description	CY Balance	LY Balance	Change
VSMLASGARD	Asgard	\$6,949.53	\$6,127.34	13.42%
<b>TOTAL</b>		<b>CY Balance</b>	<b>LY Balance</b>	
		\$6,949.53	\$6,127.34	

## Supporting Documents

- General Ledger [Report](#)

## Standard Checklist

- Attach all source documentation
- Ensure all Transactions have been entered

# VSML Futures Super Fund

## General Ledger

As at 30 June 2022

Transaction Date	Description	Units	Debit	Credit	Balance \$
<b>Investment expenses (37500)</b>					
<i>Asgard (VSMLASGARD)</i>					
13/07/2021	168959433 Adviser Fee		440.00		440.00 DR
13/07/2021	168959434 Admin Fee		134.18		574.18 DR
10/08/2021	169734647 Admin Fee		137.73		711.91 DR
18/08/2021	Adviser Fee 169906097		440.00		1,151.91 DR
26/08/2021	170032538 Reg Change Levy		21.34		1,173.25 DR
08/09/2021	170267690 Adviser Fee		440.00		1,613.25 DR
08/09/2021	170267691 Admin Fee		140.59		1,753.84 DR
12/10/2021	170835710 Adviser Fee		440.00		2,193.84 DR
12/10/2021	170835711 Admin Fee		137.36		2,331.20 DR
09/11/2021	171394489 Admin Fee		141.98		2,473.18 DR
09/11/2021	171394488 Adviser Fee		440.00		2,913.18 DR
09/12/2021	171805806 Adviser Fee		440.00		3,353.18 DR
09/12/2021	171805807 Admin Fee		139.53		3,492.71 DR
11/01/2022	172222147 Adviser Fee		440.00		3,932.71 DR
11/01/2022	172222148 Admin Fee		142.40		4,075.11 DR
08/02/2022	172761518 Adviser Fee		440.00		4,515.11 DR
08/02/2022	172761519 Admin Fee		142.16		4,657.27 DR
08/03/2022	173221718 Adviser Fee		440.00		5,097.27 DR
08/03/2022	173221719 Admin Fee		125.60		5,222.87 DR
12/04/2022	173770607 Admin Fee		137.28		5,360.15 DR
12/04/2022	173770606 Adviser Fee		440.00		5,800.15 DR
10/05/2022	174261934 Adviser Fee		440.00		6,240.15 DR
10/05/2022	174261935 Admin Fee		134.36		6,374.51 DR
09/06/2022	174651257 Admin Fee		135.02		6,509.53 DR
09/06/2022	BALANCE BROUGHT FORWARD 174651256 Adviser Fee		440.00		6,949.53 DR
			<b>6,949.53</b>		<b>6,949.53 DR</b>

**Total Debits: 6,949.53**

**Total Credits: 0.00**

# 41600 - Pensions Paid

2022 Financial Year

**Preparer** Louise Barlow

**Reviewer** Sam Greco

**Status** Ready for Review

Account Code	Description	CY Balance	LY Balance	Change
PARSTE00002P	(Pensions Paid) Parker, Stephen - Pension (Transition to Retirement Pension)	\$7,930.00	\$6,114.34	29.7%
<b>TOTAL</b>		<b>CY Balance</b>	<b>LY Balance</b>	
		\$7,930.00	\$6,114.34	

## Supporting Documents

- Pension Summary Report [Report](#)

## Standard Checklist

- Attach copy of Pension Summary Report
- Ensure Member(s) have been advised of pension for coming year
- Ensure Minimum Pension has been paid for each account

VSML Futures Super Fund

# Pension Summary

As at 30 June 2022

**Member Name :** Parker, Stephen

**Member Age :** 61\* (Date of Birth : Provided)

Member Code	Pension Type	Pension Start Date	Tax Free	Min / PF	Minimum	Maximum	Gross Pension Payments	PAYG	Net Pension Payment	Amount to reach Minimum
PARSTE0002P	Transition to Retirement Pension	01/07/2019	11.44%	2.00%	\$7,930.00*	\$39,649.34	\$7,930.00	\$0.00	\$7,930.00	\$0.00

\*COVID-19 50% reduction has been applied to the minimum pension amount.

					<b>\$7,930.00</b>	<b>\$39,649.34</b>	<b>\$7,930.00</b>	<b>\$0.00</b>	<b>\$7,930.00</b>	<b>\$0.00</b>
--	--	--	--	--	-------------------	--------------------	-------------------	---------------	-------------------	---------------

**Total :**

					<b>\$7,930.00</b>	<b>\$39,649.34</b>	<b>\$7,930.00</b>	<b>\$0.00</b>	<b>\$7,930.00</b>	<b>\$0.00</b>
--	--	--	--	--	-------------------	--------------------	-------------------	---------------	-------------------	---------------

\*Age as at 01/07/2021 or pension start date for new pensions.



# 41930 - Property Expenses - Agents Management Fees

2022 Financial Year

Preparer Louise Barlow

Reviewer Sam Greco

Status Ready for Review

Account Code	Description	CY Balance	LY Balance	Change
VSMLDUDLEY	4/14 Dudley Street, Annerley QLD	\$2,087.17	\$2,273.15	(8.18)%
<b>TOTAL</b>		<b>CY Balance</b>	<b>LY Balance</b>	
		\$2,087.17	\$2,273.15	

## Supporting Documents

- General Ledger [Report](#)
- RP - Real Estate Statements.pdf
- 2022 SMSF - Rental Summary.pdf

## Standard Checklist

- Attach Agent statements (either monthly or annual)
- Attach any other statements, notices or invoices

## VSML Futures Super Fund

# General Ledger

As at 30 June 2022

Transaction Date	Description	Units	Debit	Credit	Balance \$
<b>Property Expenses - Agents Management Fees (41930)</b>					
4/14 Dudley Street, Annerley QLD (VSMLDUDLEY)					
30/06/2022	Gross up Rental Income - Expenses paid by Real Estate		1,850.67		1,850.67 DR
30/06/2022	Gross up Rental Income - Expenses paid by Real Estate		236.50		2,087.17 DR
			<b>2,087.17</b>		<b>2,087.17 DR</b>

**Total Debits: 2,087.17**

**Total Credits: 0.00**

stmt	income	mmt	p & p	lease renewal	rates	water	Pest	Body Corp	R & M	Gas	Smoke Alarm	pd							
20	1708.24	140.80	5.50		430.40		180.00			158.24		793.30	793.30					0.00	
21	1695.36	141.68	5.50			375.85				191.69		980.64	980.64					0.00	
22	2536.33	213.84	11.00					874.33				1437.16	1437.16					0.00	
23	1676.60	147.54	5.50		430.40					115.46		977.70	977.70					0.00	
24	1678.86	142.56	5.50			403.83				32.08		738.72	1094.89					356.17	
25	1652.08	137.58	0.00					631.67	123.50	43.99		1071.51	715.34					-356.17	
26	1663.99	142.56	5.50		430.40				699.00			386.53	-72.17					-458.70	07.01.22 Dishwasher
27	1620.00	142.56	5.50							49.87	458.70	963.37	1422.07					458.70	
28	2520.30	213.84	5.50			349.58		738.00		40.43		1167.45	1172.95					5.50	
29	1620.00	142.56	11.00									1471.94	1466.44					-5.50	
30	1811.86	142.59	5.50		430.40			870.23		143.50		219.64	219.64					0.00	
31	1620.00	142.56		236.50		411.46			220.22	55.47		553.79	553.79					0.00	
	21803.62	1850.67	66.00	236.50	1721.60	1540.72	180.00	3114.23	1042.72	830.73	458.70	10761.75	10761.75					0.00	

STEPHEN DECARNE AS TRUSTEES FOR  
 VSMLPROPERTY PTY LTD  
 132 APPLEBY RD  
 STAFFORD QLD 4053

<b>Account</b>	DUDLEY4
<b>Statement number</b>	20
<b>Statement period</b>	1 July 2021 - 1 August 2021
<b>For property</b>	Unit 4 / 14 Dudley St, Annerley QLD
<b>Current Tenancy</b>	Jessie Wiesinger; Zach Gatehouse Rent: \$400.00 Weekly Paid to: 12/08/21

Balance Brought Forward \$0.00

Income	Credit
08/07/21 - Jessie Wiesinger; Zach Gatehouse - Rent - 16/07/2021 to 29/07/2021	\$800.00
19/07/21 - Jessie Wiesinger; Zach Gatehouse - Invoice - Invoice 1746, Gas Usage 13.4.21 to 7.6.21	\$108.24
22/07/21 - Jessie Wiesinger; Zach Gatehouse - Rent - 30/07/2021 to 12/08/2021	\$800.00
<b>Total income:</b>	<b>\$1,708.24</b>
Includes GST of:	\$9.84

Expenses	Debit
09/07/21 - Sundry Fee (27/06/2021) to Agent (DUDLEY4 - Unit 4 / 14 Dudley St, Annerley QLD)	\$5.50
09/07/21 - Gas Supply - 13.4.21 t 7.6.21	\$158.24
09/07/21 - Rent Commission Fee to Agent (DUDLEY4 - Unit 4 / 14 Dudley St, Annerley QLD)	\$70.40
23/07/21 - BCC Rates Notice - 1.7.21 to 30.9.21	\$430.40
23/07/21 - Flick Pest Control(Ref. 2779)	\$180.00
23/07/21 - Rent Commission Fee to Agent (DUDLEY4 - Unit 4 / 14 Dudley St, Annerley QLD)	\$70.40
<b>Total expenses:</b>	<b>\$914.94</b>
Includes GST of:	\$83.18

**Funds withheld for the following upcoming expenses**

Pending payment for Boris & Associates Pty Ltd T/As Bees Nees City Realty (Agency Fee) - Sundry Fee (27/07/2021) to Agent (DUDLEY4 - Unit 4 / 14 Dudley St, Annerley QLD) - \$5.50

Bill for TREETOPS AT DUDLEY CTS 36357 - Gas Supply - \$85.36 of \$85.36 withheld

**Total held in trust \$0.00**

STEPHEN DECARNE AS TRUSTEES FOR  
 VSMLPROPERTY PTY LTD  
 132 APPLEBY RD  
 STAFFORD QLD 4053

<b>Account</b>	DUDLEY4
<b>Statement number</b>	21
<b>Statement period</b>	1 August 2021 - 1 September 2021
<b>For property</b>	Unit 4 / 14 Dudley St, Annerley QLD
<b>Current Tenancy</b>	Jessie Wiesinger; Zach Gatehouse Rent: \$405.00 Weekly Paid to: 02/09/21 plus \$402.86 part payment

Balance Brought Forward \$0.00

Income	Credit
05/08/21 - Jessie Wiesinger; Zach Gatehouse - Invoice - Invoice 1800, Gas Supply	\$85.36
05/08/21 - Jessie Wiesinger; Zach Gatehouse - Rent - 13/08/2021 to 19/08/2021 (part payment \$400.00)	\$800.00
19/08/21 - Jessie Wiesinger; Zach Gatehouse - Rent - 20/08/2021 to 02/09/2021 (part payment \$402.86)	\$810.00
<b>Total income:</b>	<b>\$1,695.36</b>
Includes GST of:	\$7.76

Expenses	Debit
06/08/21 - Gas Supply	\$85.36
06/08/21 - Sundry Fee (27/07/2021) to Agent (DUDLEY4 - Unit 4 / 14 Dudley St, Annerley QLD)	\$5.50
06/08/21 - Rent Commission Fee to Agent (DUDLEY4 - Unit 4 / 14 Dudley St, Annerley QLD)	\$70.40
20/08/21 - Gas Supply 9.7.21 to 9.8.21	\$106.33
20/08/21 - Water & Sewerage Rates Notice - May to August 2021	\$375.85
20/08/21 - Rent Commission Fee to Agent (DUDLEY4 - Unit 4 / 14 Dudley St, Annerley QLD)	\$71.28
<b>Total expenses:</b>	<b>\$714.72</b>
Includes GST of:	\$30.81

**Funds withheld for the following upcoming expenses**

Pending payment for Boris & Associates Pty Ltd T/As Bees Nees City Realty (Agency Fee) - Sundry Fee (27/08/2021) to Agent (DUDLEY4 - Unit 4 / 14 Dudley St, Annerley QLD) - \$5.50

Bill for TREETOPS AT DUDLEY CTS 36357 - Body Corporate Levy - 1.10.21 to 31.12.21 - \$874.33 of \$874.33 withheld

**Total held in trust \$0.00**



# Owner Statement

Tax Invoice

STEPHEN DECARNE AS TRUSTEES FOR  
VSMLPROPERTY PTY LTD  
132 APPLEBY RD  
STAFFORD QLD 4053

<b>Account</b>	DUDLEY4
<b>Statement number</b>	22
<b>Statement period</b>	1 September 2021 - 1 October 2021
<b>For property</b>	Unit 4 / 14 Dudley St, Annerley QLD
<b>Current Tenancy</b>	Jessie Wiesinger; Zach Gatehouse Rent: \$405.00 Weekly Paid to: 14/10/21 plus \$402.86 part payment

Balance Brought Forward \$0.00

Income	Credit
02/09/21 - Jessie Wiesinger; Zach Gatehouse - Rent - 03/09/2021 to 16/09/2021 (part payment \$402.86)	\$810.00
10/09/21 - Jessie Wiesinger; Zach Gatehouse - Invoice - Invoice 1881, Gas Supply - 9.7.21 to 9.8.21	\$106.33
16/09/21 - Jessie Wiesinger; Zach Gatehouse - Rent - 17/09/2021 to 30/09/2021 (part payment \$402.86)	\$810.00
30/09/21 - Jessie Wiesinger; Zach Gatehouse - Rent - 01/10/2021 to 14/10/2021 (part payment \$402.86)	\$810.00
<b>Total income:</b>	<b>\$2,536.33</b>
Includes GST of:	\$9.67

Expenses	Debit
03/09/21 - Sundry Fee (27/08/2021) to Agent (DUDLEY4 - Unit 4 / 14 Dudley St, Annerley QLD)	\$5.50
03/09/21 - Rent Commission Fee to Agent (DUDLEY4 - Unit 4 / 14 Dudley St, Annerley QLD)	\$71.28
17/09/21 - Body Corporate Levy - 1.10.21 to 31.12.21	\$874.33
17/09/21 - Rent Commission Fee to Agent (DUDLEY4 - Unit 4 / 14 Dudley St, Annerley QLD)	\$71.28
01/10/21 - Sundry Fee (27/09/2021) to Agent (DUDLEY4 - Unit 4 / 14 Dudley St, Annerley QLD)	\$5.50
01/10/21 - Rent Commission Fee to Agent (DUDLEY4 - Unit 4 / 14 Dudley St, Annerley QLD)	\$71.28
<b>Total expenses:</b>	<b>\$1,099.17</b>
Includes GST of:	\$99.92

Payments to owner	
17/09/21	\$703.94
01/10/21	\$733.22
<b>Total payments:</b> Balance (\$0.00) + income (\$2,536.33) - expenses (\$1,099.17) - total held in trust (\$0.00) =	<b>\$1,437.16</b>

STEPHEN DECARNE AS TRUSTEES FOR  
 VSMLPROPERTY PTY LTD  
 132 APPLEBY RD  
 STAFFORD QLD 4053

<b>Account</b>	DUDLEY4
<b>Statement number</b>	23
<b>Statement period</b>	1 October 2021 - 1 November 2021
<b>For property</b>	Unit 4 / 14 Dudley St, Annerley QLD
<b>Current Tenancy</b>	Jessie Wiesinger; Zach Gatehouse Rent: \$405.00 Weekly Paid to: 18/11/21 plus \$54.46 part payment

Balance Brought Forward \$0.00

Income	Credit
14/10/21 - Jessie Wiesinger; Zach Gatehouse - Rent - 15/10/2021 to 28/10/2021 (part payment \$402.86)	\$810.00
25/10/21 - Jessie Wiesinger; Zach Gatehouse - Rent - 29/10/2021 to 04/11/2021 (part payment \$54.46)	\$56.60
28/10/21 - Jessie Wiesinger; Zach Gatehouse - Rent - 05/11/2021 to 18/11/2021 (part payment \$54.46)	\$810.00
<b>Total income:</b>	<b>\$1,676.60</b>
Includes GST of:	\$0.00

Expenses	Debit
15/10/21 - TREETOPS AT DUDLEY CTS 36357 - Gas Supply - 4/14 Dudley Street	\$56.60
15/10/21 - Brisbane City Council - BCC Rates Notices - 1.10.21 to 31.12.21	\$430.40
15/10/21 - Rent Commission Fee to Agent (DUDLEY4 - Unit 4 / 14 Dudley St, Annerley QLD)	\$71.28
27/10/21 - Sundry Fee (27/10/2021) to Agent (DUDLEY4 - Unit 4 / 14 Dudley St, Annerley QLD)	\$5.50
29/10/21 - TREETOPS AT DUDLEY CTS 36357 - Gas Supply - 9.9.21 to 11.10.21	\$58.86
29/10/21 - Rent Commission Fee to Agent (DUDLEY4 - Unit 4 / 14 Dudley St, Annerley QLD)	\$76.26
<b>Total expenses:</b>	<b>\$698.90</b>
Includes GST of:	\$63.54

Payments to owner	
15/10/21	\$251.72
29/10/21	\$725.98
<b>Total payments:</b> Balance (\$0.00) + income (\$1,676.60) - expenses (\$698.90) - total held in trust (\$0.00) =	<b>\$977.70</b>

STEPHEN DECARNE AS TRUSTEES FOR  
VSMLPROPERTY PTY LTD  
132 APPLEBY RD  
STAFFORD QLD 4053

<b>Account</b>	DUDLEY4
<b>Statement number</b>	24
<b>Statement period</b>	1 November 2021 - 1 December 2021
<b>For property</b>	Unit 4 / 14 Dudley St, Annerley QLD
<b>Current Tenancy</b>	Jessie Wiesinger; Zach Gatehouse Rent: \$405.00 Weekly Paid to: 16/12/21 plus \$54.46 part payment

Balance Brought Forward \$0.00

Income	Credit
11/11/21 - Jessie Wiesinger; Zach Gatehouse - Rent - 19/11/2021 to 02/12/2021 (part payment \$54.46)	\$810.00
16/11/21 - Jessie Wiesinger; Zach Gatehouse - Invoice - Invoice 2066, Gas Supply - 9.9.21 to 11.10.21 - 4/14 Dudley	\$58.86
25/11/21 - Jessie Wiesinger; Zach Gatehouse - Rent - 03/12/2021 to 16/12/2021 (part payment \$54.46)	\$810.00
<b>Total income:</b>	<b>\$1,678.86</b>
Includes GST of:	\$5.35

Expenses	Debit
12/11/21 - Rent Commission Fee to Agent (DUDLEY4 - Unit 4 / 14 Dudley St, Annerley QLD)	\$71.28
24/11/21 - Gas Supply - 12.10.21 to 8.11.21	\$32.08
26/11/21 - Aug to Nov 2021 - Water & sewerage Rates Notice	\$403.83
26/11/21 - Rent Commission Fee to Agent (DUDLEY4 - Unit 4 / 14 Dudley St, Annerley QLD)	\$71.28
27/11/21 - Sundry Fee (27/11/2021) to Agent (DUDLEY4 - Unit 4 / 14 Dudley St, Annerley QLD)	\$5.50
<b>Total expenses:</b>	<b>\$583.97</b>
Includes GST of:	\$16.38

**Funds withheld for the following upcoming expenses**

Bill for TREETOPS AT DUDLEY CTS 36357 - Body Corporate Levy - 1.1.22 to 31.3.22 - \$631.67 of \$631.67 withheld

**Total held in trust \$356.17**

**Payments to owner**

12/11/21 \$738.72

**Total payments: Balance (\$0.00) + income (\$1,678.86) - expenses (\$583.97) - total held in trust (\$356.17) = \$738.72**



STEPHEN DECARNE AS TRUSTEES FOR  
VSMLPROPERTY PTY LTD  
132 APPLEBY RD  
STAFFORD QLD 4053

<b>Account</b>	DUDLEY4
<b>Statement number</b>	25
<b>Statement period</b>	1 December 2021 - 4 January 2022
<b>Ownership</b>	Stephen Parker & Veronique Decarne as Trustees for VSMLProperty Pty Ltd
<b>For property</b>	Unit 4 / 14 Dudley St, Annerley QLD
<b>Current Tenancy</b>	Jessie Wiesinger; Zach Gatehouse Rent: \$405.00 Weekly Paid to: 06/01/22 plus \$402.86 part payment

Balance Brought Forward \$356.17

Income	Credit
09/12/21 - Jessie Wiesinger; Zach Gatehouse - Rent - 17/12/2021 to 23/12/2021 (part payment \$402.86)	\$753.40
09/12/21 - Jessie Wiesinger; Zach Gatehouse - Invoice - Invoice 2002, Gas Supply - 10.8.21 to 8.9.21	\$56.60
13/12/21 - Jessie Wiesinger; Zach Gatehouse - Invoice - Invoice 2127, Gas Supply - 12.10.21 to 8.11.21	\$32.08
23/12/21 - Jessie Wiesinger; Zach Gatehouse - Rent - 24/12/2021 to 06/01/2022 (part payment \$402.86)	\$810.00
<b>Total income:</b>	<b>\$1,652.08</b>
Includes GST of:	\$8.07

Expenses	Debit
10/12/21 - Body Corporate Levy - 1.1.22 to 31.3.22	\$631.67
10/12/21 - Service call to Bosch dishwasher	\$123.50
10/12/21 - Rent Commission Fee to Agent (DUDLEY4 - Unit 4 / 14 Dudley St, Annerley QLD)	\$66.30
24/12/21 - Gas Usage 9.11.21 to 8.12.21	\$43.99
24/12/21 - Rent Commission Fee to Agent (DUDLEY4 - Unit 4 / 14 Dudley St, Annerley QLD)	\$71.28
<b>Total expenses:</b>	<b>\$936.74</b>
Includes GST of:	\$85.16

**Funds withheld for the following upcoming expenses**

Pending payment for Boris & Associates Pty Ltd T/As Bees Nees City Realty (Agency Fee) - Sundry Fee (27/12/2021) to Agent (DUDLEY4 - Unit 4 / 14 Dudley St, Annerley QLD) - \$5.50

**Total held in trust** **\$0.00**

STEPHEN DECARNE AS TRUSTEES FOR  
VSMLPROPERTY PTY LTD  
132 APPLEBY RD  
STAFFORD QLD 4053

<b>Account</b>	DUDLEY4
<b>Statement number</b>	26
<b>Statement period</b>	4 January 2022 - 1 February 2022
<b>Ownership</b>	Stephen Parker & Veronique Decarne as Trustees for VSMLProperty Pty Ltd
<b>For property</b>	Unit 4 / 14 Dudley St, Annerley QLD
<b>Current Tenancy</b>	Jessie Wiesinger; Zach Gatehouse Rent: \$405.00 Weekly Paid to: 03/02/22 plus \$402.86 part payment

Balance Brought Forward \$0.00

Income	Credit
06/01/22 - Jessie Wiesinger; Zach Gatehouse - Rent - 07/01/2022 to 20/01/2022 (part payment \$402.86)	\$810.00
10/01/22 - Jessie Wiesinger; Zach Gatehouse - Invoice - Invoice 2180, Gas Supply - 9.11.21 to 8.12.21	\$43.99
20/01/22 - Jessie Wiesinger; Zach Gatehouse - Rent - 21/01/2022 to 03/02/2022 (part payment \$402.86)	\$810.00
<b>Total income:</b>	<b>\$1,663.99</b>
Includes GST of:	\$4.00

Expenses	Debit
07/01/22 - Sundry Fee (27/12/2021) to Agent (DUDLEY4 - Unit 4 / 14 Dudley St, Annerley QLD)	\$5.50
07/01/22 - New dishwasher(Ref. 4300)	\$699.00
07/01/22 - Rent Commission Fee to Agent (DUDLEY4 - Unit 4 / 14 Dudley St, Annerley QLD)	\$71.28
21/01/22 - BCC Rates Notice - 1.1.22 to 31.3.22	\$430.40
21/01/22 - Rent Commission Fee to Agent (DUDLEY4 - Unit 4 / 14 Dudley St, Annerley QLD)	\$71.28
<b>Total expenses:</b>	<b>\$1,277.46</b>
Includes GST of:	\$116.14

**Funds withheld for the following upcoming expenses**

Pending payment for Boris & Associates Pty Ltd T/As Bees Needs City Realty (Agency Fee) - Sundry Fee (27/01/2022) to Agent (DUDLEY4 - Unit 4 / 14 Dudley St, Annerley QLD) - \$5.50

Bill for Smoke Alarms Australia - Annual Inspection Compliance Package - \$458.70 of \$458.70 withheld

Bill for TREETOPS AT DUDLEY CTS 36357 - Gas Supply - 9.12.21 to 11.1.22 - \$49.87 of \$49.87 withheld

**Total held in trust \$0.00**



# Owner Statement

Tax Invoice

STEPHEN DECARNE AS TRUSTEES FOR  
VSMLPROPERTY PTY LTD  
132 APPLEBY RD  
STAFFORD QLD 4053

<b>Account</b>	DUDLEY4
<b>Statement number</b>	27
<b>Statement period</b>	1 February 2022 - 1 March 2022
<b>Ownership</b>	Stephen Parker & Veronique Decarne as Trustees for VSMLProperty Pty Ltd
<b>For property</b>	Unit 4 / 14 Dudley St, Annerley QLD
<b>Current Tenancy</b>	Jessie Wiesinger; Zach Gatehouse Rent: \$405.00 Weekly Paid to: 03/03/22 plus \$402.86 part payment

Balance Brought Forward \$0.00

**Income** **Credit**

03/02/22 - Jessie Wiesinger; Zach Gatehouse - Rent - 04/02/2022 to 17/02/2022 (part payment \$402.86) \$810.00

17/02/22 - Jessie Wiesinger; Zach Gatehouse - Rent - 18/02/2022 to 03/03/2022 (part payment \$402.86) \$810.00

**Total income:** **\$1,620.00**  
Includes GST of: **\$0.00**

**Expenses** **Debit**

04/02/22 - QLD 2022 Installation - 2 Bedroom \$458.70

04/02/22 - Gas Supply - 9.12.21 to 11.1.22 \$49.87

04/02/22 - Sundry Fee (27/01/2022) to Agent (DUDLEY4 - Unit 4 / 14 Dudley St, Annerley QLD) \$5.50

04/02/22 - Rent Commission Fee to Agent (DUDLEY4 - Unit 4 / 14 Dudley St, Annerley QLD) \$71.28

18/02/22 - Rent Commission Fee to Agent (DUDLEY4 - Unit 4 / 14 Dudley St, Annerley QLD) \$71.28

**Total expenses:** **\$656.63**  
Includes GST of: **\$59.69**

**Funds withheld for the following upcoming expenses**

Pending payment for Boris & Associates Pty Ltd T/As Bees Nees City Realty (Agency Fee) - Sundry Fee (27/02/2022) to Agent (DUDLEY4 - Unit 4 / 14 Dudley St, Annerley QLD) - \$5.50

**Total held in trust** **\$0.00**

**Payments to owner**

04/02/22 \$224.65

18/02/22 \$738.72

**Total payments:** Balance (\$0.00) + income (\$1,620.00) - expenses (\$656.63) - total held in trust (\$0.00) = **\$963.37**



# Owner Statement

Tax Invoice

STEPHEN DECARNE AS TRUSTEES FOR  
VSMLPROPERTY PTY LTD  
132 APPLEBY RD  
STAFFORD QLD 4053

<b>Account</b>	DUDLEY4
<b>Statement number</b>	28
<b>Statement period</b>	1 March 2022 - 1 April 2022
<b>Ownership</b>	Stephen Parker & Veronique Decarne as Trustees for VSMLProperty Pty Ltd
<b>For property</b>	Unit 4 / 14 Dudley St, Annerley QLD
<b>Current Tenancy</b>	Jessie Wiesinger; Zach Gatehouse Rent: \$405.00 Weekly Paid to: 14/04/22 plus \$402.86 part payment

Balance Brought Forward \$0.00

Income	Credit
03/03/22 - Jessie Wiesinger; Zach Gatehouse - Rent - 04/03/2022 to 17/03/2022 (part payment \$402.86)	\$810.00
17/03/22 - Jessie Wiesinger; Zach Gatehouse - Rent - 18/03/2022 to 31/03/2022 (part payment \$402.86)	\$810.00
21/03/22 - Jessie Wiesinger; Zach Gatehouse - Invoice - Invoice 2345, Gas Supply - 12/1/22 to 8/2/22	\$40.43
21/03/22 - Jessie Wiesinger; Zach Gatehouse - Invoice - Invoice 2274, Gas Supply - 9.12.21 to 11.1.22	\$49.87
31/03/22 - Jessie Wiesinger; Zach Gatehouse - Rent - 01/04/2022 to 14/04/2022 (part payment \$402.86)	\$810.00
<b>Total income:</b>	<b>\$2,520.30</b>
<b>Includes GST of:</b>	<b>\$8.21</b>

Expenses	Debit
04/03/22 - Sundry Fee (27/02/2022) to Agent (DUDLEY4 - Unit 4 / 14 Dudley St, Annerley QLD)	\$5.50
04/03/22 - Nov 21 to Feb 22 - Water & Sewerage Rates Notice	\$349.58
04/03/22 - Rent Commission Fee to Agent (DUDLEY4 - Unit 4 / 14 Dudley St, Annerley QLD)	\$71.28
11/03/22 - Gas Supply - 12.1.22 to 8.2.22	\$40.43
18/03/22 - Body Corporate Levy - 1.4.22 to 30.6.22	\$738.00
18/03/22 - Rent Commission Fee to Agent (DUDLEY4 - Unit 4 / 14 Dudley St, Annerley QLD)	\$71.28
01/04/22 - Rent Commission Fee to Agent (DUDLEY4 - Unit 4 / 14 Dudley St, Annerley QLD)	\$71.28
<b>Total expenses:</b>	<b>\$1,347.35</b>
<b>Includes GST of:</b>	<b>\$90.71</b>

STEPHEN DECARNE AS TRUSTEES FOR  
VSMLPROPERTY PTY LTD  
132 APPLEBY RD  
STAFFORD QLD 4053

<b>Account</b>	DUDLEY4
<b>Statement number</b>	29
<b>Statement period</b>	1 April 2022 - 1 May 2022
<b>Ownership</b>	Stephen Parker & Veronique Decarne as Trustees for VSMLProperty Pty Ltd
<b>For property</b>	Unit 4 / 14 Dudley St, Annerley QLD
<b>Current Tenancy</b>	Jessie Wiesinger; Zach Gatehouse Rent: \$405.00 Weekly Paid to: 12/05/22 plus \$402.86 part payment

Balance Brought Forward \$5.50

Income	Credit
14/04/22 - Jessie Wiesinger; Zach Gatehouse - Rent - 15/04/2022 to 28/04/2022 (part payment \$402.86)	\$810.00
28/04/22 - Jessie Wiesinger; Zach Gatehouse - Rent - 29/04/2022 to 12/05/2022 (part payment \$402.86)	\$810.00
<b>Total income:</b>	<b>\$1,620.00</b>
Includes GST of:	\$0.00

Expenses	Debit
14/04/22 - Sundry Fee (27/03/2022) to Agent (DUDLEY4 - Unit 4 / 14 Dudley St, Annerley QLD)	\$5.50
22/04/22 - Rent Commission Fee to Agent (DUDLEY4 - Unit 4 / 14 Dudley St, Annerley QLD)	\$71.28
29/04/22 - Sundry Fee (27/04/2022) to Agent (DUDLEY4 - Unit 4 / 14 Dudley St, Annerley QLD)	\$5.50
29/04/22 - Rent Commission Fee to Agent (DUDLEY4 - Unit 4 / 14 Dudley St, Annerley QLD)	\$71.28
<b>Total expenses:</b>	<b>\$153.56</b>
Includes GST of:	\$13.96

Payments to owner	
22/04/22	\$738.72
29/04/22	\$733.22
<b>Total payments: Balance (\$5.50) + income (\$1,620.00) - expenses (\$153.56) - total held in trust (\$0.00) =</b>	
	<b>\$1,471.94</b>



# Owner Statement

Tax Invoice

STEPHEN DECARNE AS TRUSTEES FOR  
VSMLPROPERTY PTY LTD  
132 APPLEBY RD  
STAFFORD QLD 4053

<b>Account</b>	DUDLEY4
<b>Statement number</b>	30
<b>Statement period</b>	1 May 2022 - 1 June 2022
<b>Ownership</b>	Stephen Parker & Veronique Decarne as Trustees for VSMLProperty Pty Ltd
<b>For property</b>	Unit 4 / 14 Dudley St, Annerley QLD
<b>Current Tenancy</b>	Jessie Wiesinger; Zach Gatehouse Rent: \$405.00 Weekly Paid to: 09/06/22 plus \$403.22 part payment

Balance Brought Forward \$0.00

**Income** **Credit**

12/05/22 - Jessie Wiesinger; Zach Gatehouse - Rent - 13/05/2022 to 26/05/2022 (part payment \$402.86)	\$810.00
26/05/22 - Jessie Wiesinger; Zach Gatehouse - Rent - 27/05/2022 to 09/06/2022 (part payment \$402.86)	\$810.00
27/05/22 - Jessie Wiesinger; Zach Gatehouse - Invoice - Invoice 2476, Gas Supply - 9.2.22 to 8.4.22 - Payment to Bees Nees	\$89.02
27/05/22 - Jessie Wiesinger; Zach Gatehouse - Rent - 09/06/2022 to 09/06/2022 (part payment \$403.22)	\$0.36
27/05/22 - Jessie Wiesinger; Zach Gatehouse - Invoice - Invoice 2504, Gas Supply - 9.4.22 to 10.5.22	\$54.48
31/05/22 - Stephen Parker & Veronique Decarne as Trustees for VSMLProperty Pty Ltd - Owner - Funds from owner for invoice	\$48.00

**Total income:** **\$1,811.86**  
Includes GST of: **\$13.04**

**Expenses** **Debit**

13/05/22 - Gas Supply 9.2.22 to 8.3.22	\$89.02
13/05/22 - BCC Rates 1.4.22 to 30.6.22	\$430.40
13/05/22 - Rent Commission Fee to Agent (DUDLEY4 - Unit 4 / 14 Dudley St, Annerley QLD)	\$71.28
27/05/22 - Gas Supply 9.4.22 to 10.5.22	\$54.48
27/05/22 - Sundry Fee (27/05/2022) to Agent (DUDLEY4 - Unit 4 / 14 Dudley St, Annerley QLD)	\$5.50
27/05/22 - Rent Commission Fee to Agent (DUDLEY4 - Unit 4 / 14 Dudley St, Annerley QLD)	\$71.28
01/06/22 - Body Corp Fees 1/7/2022-30/09/2022	\$870.23
01/06/22 - Rent Commission Fee to Agent (DUDLEY4 - Unit 4 / 14 Dudley St, Annerley QLD)	\$0.03

**Total expenses:** **\$1,592.22**  
Includes GST of: **\$144.74**

STEPHEN DECARNE AS TRUSTEES FOR  
VSMLPROPERTY PTY LTD  
132 APPLEBY RD  
STAFFORD QLD 4053

<b>Account</b>	DUDLEY4
<b>Statement number</b>	31
<b>Statement period</b>	1 June 2022 - 1 July 2022
<b>Ownership</b>	Stephen Parker & Veronique Decarne as Trustees for VSMLProperty Pty Ltd
<b>For property</b>	Unit 4 / 14 Dudley St, Annerley QLD
<b>Current Tenancy</b>	Jessie Wiesinger; Zach Gatehouse Rent: \$405.00 Weekly Paid to: 07/07/22 plus \$403.22 part payment

Balance Brought Forward \$0.00

Income	Credit
09/06/22 - Jessie Wiesinger; Zach Gatehouse - Rent - 10/06/2022 to 23/06/2022 (part payment \$403.22)	\$810.00
23/06/22 - Jessie Wiesinger; Zach Gatehouse - Rent - 24/06/2022 to 07/07/2022 (part payment \$403.22)	\$810.00
<b>Total income:</b>	<b>\$1,620.00</b>
Includes GST of:	\$0.00

Expenses	Debit
10/06/22 - Lease Renewal & Renegotiation to Agent (DUDLEY4 - Unit 4 / 14 Dudley St, Annerley QLD)	\$236.50
10/06/22 - Rent Commission Fee to Agent (DUDLEY4 - Unit 4 / 14 Dudley St, Annerley QLD)	\$71.28
24/06/22 - Feb to June 2022 - Water & Sewerage Notice	\$411.46
24/06/22 - Gas Supply - 11.5.22 to 8.6.22	\$55.47
24/06/22 - Broken light in front bedroom (Ref. 5545)	\$220.22
24/06/22 - Rent Commission Fee to Agent (DUDLEY4 - Unit 4 / 14 Dudley St, Annerley QLD)	\$71.28
<b>Total expenses:</b>	<b>\$1,066.21</b>
Includes GST of:	\$59.52

**Funds withheld for the following upcoming expenses**

Pending payment for Boris & Associates Pty Ltd T/As Bees Nees City Realty (Agency Fee) - Sundry Fee  
(27/06/2022) to Agent (DUDLEY4 - Unit 4 / 14 Dudley St, Annerley QLD) - \$5.50

**Total held in trust \$0.00**

# 41960 - Property Expenses - Council Rates & Taxes

2022 Financial Year

Preparer Louise Barlow

Reviewer Sam Greco

Status Ready for Review

Account Code	Description	CY Balance	LY Balance	Change
4/14 Dudley St	Electricity 4/14 Dudley Street, Annerley QLD	\$1,721.60		100%
VSMLDUDLEY	4/14 Dudley Street, Annerley QLD		\$1,618.35	100%
<b>TOTAL</b>		<b>CY Balance</b>	<b>LY Balance</b>	
		\$1,721.60	\$1,618.35	

## Supporting Documents

- General Ledger [Report](#)
- RP - Rates.pdf

## Standard Checklist

- Attach Agent statements (either monthly or annual)
- Attach any other statements, notices or invoices



## VSML Futures Super Fund

# General Ledger

As at 30 June 2022

Transaction Date	Description	Units	Debit	Credit	Balance \$
<b>Property Expenses - Council Rates &amp; Taxes (41960)</b>					
<u>Electricity 4/14 Dudley Street, Annerley QLD (4/14 Dudley St)</u>					
30/06/2022	Gross up Rental Income - Expenses paid by Real Estate		1,721.60		1,721.60 DR
			<b>1,721.60</b>		<b>1,721.60 DR</b>

**Total Debits: 1,721.60**

**Total Credits: 0.00**



Dedicated to a better Brisbane

# Rate Account

**Property Location** 4/14 DUDLEY ST  
ANNERLEY  
**Issue Date** 6 Jul 2021

Bill number  
**5000 1039 8784 971**


Bill number including donation  
**5800 1039 8784 971**

**Enquiries**  
(07) 3403 8888  
24 hours 7 days

Account Period  
1 Jul 2021 - 30 Sep 2021



P183BCCRA426\_A4MA01/E-6/S-11/I-21  
VSML PROPERTY PTY LTD  
C/- BEES NEES CITY REALTY  
36 CORDELIA ST  
SOUTH BRISBANE QLD 4101



## Donate to the Lord Mayor's Charitable Trust to help those in need

You can make a \$15 donation to the Lord Mayor's Charitable Trust to support Brisbane's grass-roots charities.

Donations are tax deductible and can be made through your preferred rates payment method. A separate receipt will be issued by Council.

For more about the work of the Trust visit [lmct.org.au](http://lmct.org.au)

Council is fundraising for the Lord Mayor's Charitable Trust, a registered charity under the *Collections Act 1966*.



LORD MAYOR'S CHARITABLE TRUST

*The rates and charges set out in this notice are levied by the service of this notice and are due and payable within 30 days of the issue date. Full payment by the Due Date includes Discount and/or Rounding (where applicable).*

*Compounding interest of 8.03% per annum will accrue daily on any amount owing immediately after this date.*

### Nett Amount Payable

**\$430.40**

### Due Date

**5 Aug 2021**

### Summary of Charges

Opening Balance	0.00
Brisbane City Council Rates & Charges	372.95
State Government Charges	57.45
<b>Gross Amount</b>	<b>430.40</b>
<b>Discount and/or Rounding (where applicable)</b>	<b>0.00</b>
<b>Nett Amount Payable</b>	<b>430.40</b>
<b>Optional Lord Mayor's Charitable Trust donation received by the Due Date</b>	<b>445.40</b>

**If mailing your payment please tear off this slip and return with payment. Please do not pin or staple this slip. See reverse for payment methods.**

Including Lord Mayor's Charitable Trust \$15 donation

Excluding Lord Mayor's Charitable Trust \$15 donation

Pay using your smartphone



\*439 580010398784971



\*439 500010398784971



Billor Code: 319186  
Ref: 5800 0000 4545 071  
Amt: \$445.40 by 5 Aug 2021



Billor Code: 78550  
Ref: 5000 0000 4545 071  
Amt: \$430.40 by 5 Aug 2021



VSML PROPERTY PTY LTD

Due Date

**5 Aug 2021**

**50**

Gross Amount

**\$430.40**

Nett Amount

**\$430.40**

<0000043040>

<004440>

<500010398784971>

>



# Rate Account

Dedicated to a better Brisbane

**Property Location** 4/14 DUDLEY ST  
ANNERLEY  
**Issue Date** 6 Oct 2021

Bill number  
**5000 1040 4127 201**

Bill number including donation  
**5800 1040 4127 201**

**Enquiries**  
(07) 3403 8888  
24 hours 7 days

Account Period  
1 Oct 2021 - 31 Dec 2021



P274BCCRA230\_A4MA01/E-36/S-71/I-141

VSML PROPERTY PTY LTD  
C/- BEES NEES CITY REALTY  
36 CORDELIA ST  
SOUTH BRISBANE QLD 4101

6 OCT 2021

## Donate to the Lord Mayor's Charitable Trust to help those in need

You can make a \$15 donation to the Lord Mayor's Charitable Trust to support Brisbane's grass-roots charities.

Donations are tax deductible and can be made through your preferred rates payment method. A separate receipt will be issued by Council.

For more about the work of the Trust visit [lmct.org.au](http://lmct.org.au)

Council is fundraising for the Lord Mayor's Charitable Trust, a registered charity under the *Collections Act 1966*.



*The rates and charges set out in this notice are levied by the service of the rates and are due and payable within 30 days of the issue date. Any payment made after this date will attract a late payment penalty (where applicable).*

*Compounding interest of 6.00% per annum will accrue daily on any amount owing after the due date.*

### Summary of Charges

Opening Balance	0.00
Brisbane City Council Rates & Charges	372.95
State Government Charges	57.45
<b>Grand Total</b>	<b>430.40</b>
Discount and/or Rounding (where applicable)	0.00
<b>NETT AMOUNT PAYABLE</b>	<b>430.40</b>
Optional Lord Mayor's Charitable Trust donation received by the Due Date	445.40

**\$430.40**

**Due Date**  
**5 Nov 2021**

**If mailing your payment please tear off this slip and return with payment. Please do not pin or staple this slip. See reverse for payment methods.**

Including Lord Mayor's Charitable Trust \$15 donation

Excluding Lord Mayor's Charitable Trust \$15 donation

Pay using your smartphone



\*439 580010404127201



\*439 500010404127201



Billor Code: 319186  
Ref: 5800 0000 4545 071  
Amt: \$445.40 by 5 Nov 2021



Billor Code: 78550  
Ref: 5000 0000 4545 071  
Amt: \$430.40 by 5 Nov 2021



VSML PROPERTY PTY LTD

Due Date

**5 Nov 2021**

**50**

Gross Amount

**\$430.40**

Nett Amount

**\$430.40**

<0000043040>

<004440>

<500010404127201>

>



# Rate Account

**Property Location** 4/14 DUDLEY ST  
ANNERLEY  
**Issue Date** 6 Jan 2022

Dedicated to a better Brisbane

Bill number  
**5000 1040 9510 793**

Bill number including donation  
**5800 1040 9510 793**

## Enquiries

(07) 3403 8888  
**24 hours 7 days**

Account Period  
1 Jan 2022 - 31 Mar 2022



P004BCCRAB41\_A4MA01/E-14/S-27/I-53

VSML PROPERTY PTY LTD  
C/- BEES NEES CITY REALTY  
36 CORDELIA ST  
SOUTH BRISBANE QLD 4101

RECEIVED  
11 JAN 2022

BY: \_\_\_\_\_

## Donate to the Lord Mayor's Charitable Trust to help those in need

You can make a \$15 donation to the Lord Mayor's Charitable Trust to support Brisbane's grass-roots charities.

Donations are tax deductible and can be made through your preferred rates payment method. A separate receipt will be issued by Council.

For more about the work of the Trust visit [lmct.org.au](http://lmct.org.au)

Council is fundraising for the Lord Mayor's Charitable Trust, a registered charity under the *Collections Act 1906*.



LORD MAYOR'S  
CHARITABLE TRUST

*The rates and charges set out in this notice are levied by the service of this notice and are due and payable within 30 days of the issue date.*

**Full payment by the Due Date includes Discount and/or Rounding (where applicable).**

*Compounding interest of 8.03% per annum will accrue daily on any amount owing immediately after this date.*

## Nett Amount Payable

**\$430.40**

## Due Date

**7 Feb 2022**

## Summary of Charges

Opening Balance	0.00
Brisbane City Council Rates & Charges	372.95
State Government Charges	57.45

<b>Gross Amount</b>	430.40
---------------------	--------

<b>Discount and/or Rounding (where applicable)</b>	0.00
--	------

<b>Nett Amount Payable</b>	430.40
----------------------------	--------

<b>Optional Lord Mayor's Charitable Trust donation received by the Due Date</b>	445.40
---	--------

**If mailing your payment please tear off this slip and return with payment. Please do not pin or staple this slip. See reverse for payment methods.**

Including Lord Mayor's Charitable Trust \$15 donation

Excluding Lord Mayor's Charitable Trust \$15 donation



\*439 580010409510793



\*439 500010409510793



Billor Code: 319186  
Ref: 5800 0000 4545 071  
Amt: \$445.40 by 7 Feb 2022



Billor Code: 78550  
Ref: 5000 0000 4545 071  
Amt: \$430.40 by 7 Feb 2022

Pay using your smartphone



Available on the

App Store

VSML PROPERTY PTY LTD

Due Date

**7 Feb 2022****50**

Gross Amount

**\$430.40**

Nett Amount

**\$430.40**

&lt;0000043040&gt;

&lt;004440&gt;

&lt;500010409510793&gt;

&gt;



# Rate Account

Bill number  
**5000 1041 4978 693**

Dedicated to a better Brisbane

**Property Location** 4/14 DUDLEY ST  
ANNERLEY  
**Issue Date** 5 May 2022

Bill number including donation  
**5800 1041 4978 693**



P123BCCRA400\_A4MA01/E-6/S-11/I-21  
VSML PROPERTY PTY LTD  
C/- BEES NEES CITY REALTY  
36 CORDELIA ST  
SOUTH BRISBANE QLD 4101



BY: \_\_\_\_\_

**Enquiries**  
(07) 3403 8888  
24 hours 7 days

Account Period  
1 Apr 2022 - 30 Jun 2022

## Donate to the Lord Mayor's Charitable Trust to help those in need

You can make a \$15 donation to the Lord Mayor's Charitable Trust to support Brisbane's grass-roots charities.

Donations are tax deductible and can be made through your preferred rates payment method. A separate receipt will be issued by Council.

For more about the work of the Trust visit [lmct.org.au](http://lmct.org.au)

Council is fundraising for the Lord Mayor's Charitable Trust, a registered charity under the *Collections Act 1986*.



LORD MAYOR'S CHARITABLE TRUST

*The rates and charges set out in this notice are levied by the service of this notice and are due and payable within 30 days of the issue date. Full payment by the Due Date includes Discount and/or Rounding (where applicable).*

*Compounding interest of 8.03% per annum will accrue daily on any amount owing immediately after this date.*

### Nett Amount Payable

**\$430.40**

### Due Date

**6 Jun 2022**

### Summary of Charges

Opening Balance	0.00
Brisbane City Council Rates & Charges	372.95
State Government Charges	57.45
<b>Gross Amount</b>	<b>430.40</b>
<b>Discount and/or Rounding (where applicable)</b>	<b>0.00</b>
<b>Nett Amount Payable</b>	<b>430.40</b>
<b>Optional Lord Mayor's Charitable Trust donation received by the Due Date</b>	<b>445.40</b>

**If mailing your payment please tear off this slip and return with payment. Please do not pin or staple this slip. See reverse for payment methods.**

Including Lord Mayor's Charitable Trust \$15 donation

Excluding Lord Mayor's Charitable Trust \$15 donation

Pay using your smartphone



\*439 580010414978693



\*439 500010414978693



Billor Code: 319186  
Ref: 5800 0000 4545 071  
Amt: \$445.40 by 6 Jun 2022



Billor Code: 78550  
Ref: 5000 0000 4545 071  
Amt: \$430.40 by 6 Jun 2022



VSML PROPERTY PTY LTD

Due Date

**6 Jun 2022**

**50**

Gross Amount

**\$430.40**

Nett Amount

**\$430.40**

<0000043040>

<004440>

<500010414978693>

>

# 41975 - Property Expenses - Gas

2022 Financial Year

Preparer Louise Barlow

Reviewer Sam Greco

Status Ready for Review

Account Code	Description	CY Balance	LY Balance	Change
1206HAM	VSMLDUDLEY	\$830.73	\$245.47	238.42%
<b>TOTAL</b>		<b>CY Balance</b>	<b>LY Balance</b>	
		\$830.73	\$245.47	

## Supporting Documents

- General Ledger [Report](#)
- RP - Gas.pdf

## Standard Checklist

- Attach Agent statements (either monthly or annual)
- Attach any other statements, notices or invoices

## VSML Futures Super Fund

# General Ledger

As at 30 June 2022

Transaction Date	Description	Units	Debit	Credit	Balance \$
<b>Property Expenses - Gas (41975)</b>					
<u>VSMLDUDLEY (1206HAM)</u>					
30/06/2022	Gross up Rental Income - Expenses paid by Real Estate		830.73		830.73 DR
			<b>830.73</b>		<b>830.73 DR</b>

**Total Debits: 830.73**

**Total Credits: 0.00**

RECEIVED  
2 JUN 2021  
BY: .....

# INVOICE SUMMARY

ABN 29 714 238 391

VSML Property Pty Ltd  
c/- Bees Nees City Realty  
36 Cordelia Street  
SOUTH BRISBANE QLD 4101

Date of Issue	24 June 2021		
Due Date	24 July 2021		
A/c Number	4		
Lot Number	4	Unit No	4
Page Number	1		

## Treetops At Dudley CTS 36357

Date	Type	Details	Reference	Amount
24/06/21	Other	Gas Supply Gas Supply 13/4/21 - 10/5/21	M0000306	54.25
24/06/21	Other	Gas Supply Gas Supply 11/5/21 - 7/6/21	M0000307	103.99
<b>TOTALS</b>				<b>\$158.24</b>

## AMOUNT DUE AND PAYABLE: \$158.24


Please make your cheque payable to Body Corporate for TREETOPS AT DUDLEY 36357

Teller stamp and initials	Amount Paid
	\$
	Date Paid / /

### Payment Options

- 

Tel: 1300 552 311  
Ref: 1336 3337 2

Telephone: Call this number to pay by credit card using a land line or mobile phone. International: +613 8648 0158
- 


www.stratamax.com.au  
Ref: 1336 3337 2

Internet: Visit this website to make a secure credit card payment over the internet.
- 

Tel: 1300 552 311  
Ref: 1336 3337 2

Direct Debit: Make auto payments directly from your nominated bank account or credit card. Go to www.stratapay.com/ddr to register.
- 

Billcode: 74625  
Ref: 1336 3337 2

BPay: Contact your participating financial institution to make a payment from your cheque or savings account using BPay.
- 

Billpay Code: 9216  
Ref No: 1336 3337 289

In Person: Present this bill at any Post Office to make cash, cheque or debit card payments.
- 

Make cheque payable to:  
StrataPay 1336 3337 2

Mail: Send cheque with this slip by mail to: StrataPay, Locked Bag 9 GCMC, Bundall Qld 9726 Australia
- 

BSB: 067-970  
Account No: 1336 3337 2  
(Applies to this bill only)

Internet Banking - EFT: Use this BSB and Account Number to pay directly from your bank account in Australian Dollars (AUD).  
Account Name: StrataPay Bank: CBA, Sydney, Australia.



StrataPay Reference

**1336 3337 2**

Amount **\$158.24** Due Date **24 Jul 21**


ADBC PTY LTD  
36357/02100004 Lot 4/

VSML Property Pty Ltd  
c/- Bees Nees City Realty  
36 Cordelia Street  
SOUTH BRISBANE QLD 4101



\*71 216 133633372 89





# INVOICE SUMMARY

ABN 29 714 238 391

VSML Property Pty Ltd  
c/- Bees Nees City Realty  
36 Cordelia Street  
SOUTH BRISBANE QLD 4101

Date of Issue	16 August 2021		
Due Date	15 September 2021		
A/c Number	4		
Lot Number	4	Unit No	4
Page Number	1		

## Treetops At Dudley CTS 36357

Date	Type	Details	Reference	Amount
16/08/21	Other	Gas Supply Gas Supply 9/7/21 - 9/8/21	M0000328	106.33
<b>TOTALS</b>				<b>\$106.33</b>

## AMOUNT DUE AND PAYABLE: \$106.33

Please make your cheque payable to Body Corporate for TREETOPS AT DUDLEY 36357

Teller stamp and initials	Amount Paid
	\$
	Date Paid
	/ /

### Payment Options

- Tel: 1300 552 311  
Ref: 1336 3337 2  
Telephone: Call this number to pay by credit card using a land line or mobile phone. International: +613 8648 0158
- www.stratamax.com.au  
Ref: 1336 3337 2  
Internet: Visit this website to make a secure credit card payment over the internet.
- Tel: 1300 552 311  
Ref: 1336 3337 2  
Direct Debit: Make auto payments directly from your nominated bank account or credit card. Go to www.stratapay.com/DDR to register.
- Biller Code: 74625  
Ref: 1336 3337 2  
BPay: Contact your participating financial institution to make a payment from your cheque or savings account using BPay.
- Billpay Code: 9216  
Ref No: 1336 3337 289  
In Person: Present this bill at any Post Office to make cash, cheque or debit card payments.
- Make cheque payable to: StrataPay 1336 3337 2  
Mail: Send cheque with this slip by mail to: StrataPay, Locked Bag 9 GCMC, Bundall Qld 9726 Australia
- BSB: 067-970  
Account No: 1336 3337 2  
(Applies to this bill only)  
Internet Banking - EFT: Use this BSB and Account Number to pay directly from your bank account in Australian Dollars (AUD).  
Account Name: StrataPay Bank: CBA, Sydney, Australia.



StrataPay Reference

**1336 3337 2**

Amount  
**\$106.33**

Due Date  
**15 Sep 21**

ADBC PTY LTD  
36357/02100004 Lot 4/

VSML Property Pty Ltd  
c/- Bees Nees City Realty  
36 Cordelia Street  
SOUTH BRISBANE QLD 4101



\*71 216 133633372 89



# INVOICE SUMMARY

ABN 29 714 238 391

VSML Property Pty Ltd  
c/- Bees Nees City Realty  
36 Cordelia Street  
SOUTH BRISBANE QLD 4101

Date of Issue	23 September 2021		
Due Date	23 October 2021		
A/c Number	4		
Lot Number	4	Unit No	4
Page Number	1		

## Treetops At Dudley CTS 36357








Date	Type	Details	Reference	Amount
23/09/21	Other	Gas Supply Gas Supply from 10/9 - 8/9/21	M0000338	56.60
<b>TOTALS</b>				<b>\$56.60</b>

## AMOUNT DUE AND PAYABLE: \$56.60

Please make your cheque payable to Body Corporate for TREETOPS AT DUDLEY 36357

Teller stamp and initials	Amount Paid
	\$
	Date Paid / /

### Payment Options

- 
**Tel: 1300 552 311**  
 Ref: 1336 3337 2  
**Telephone:** Call this number to pay by credit card using a land line or mobile phone. International: +613 8648 0158
- 
**www.stratamax.com.au**  
 Ref: 1336 3337 2  
**Internet:** Visit this website to make a secure credit card payment over the internet.
- 
**Tel: 1300 552 311**  
 Ref: 1336 3337 2  
**Direct Debit:** Make auto payments directly from your nominated bank account or credit card. Go to www.stratapay.com/ddr to register.
- 
**Bill Code: 74625**  
 Ref: 1336 3337 2  
**BPay:** Contact your participating financial institution to make a payment from your cheque or savings account using BPay.
- 
**Billpay Code: 9216**  
 Ref No: 1336 3337 289  
**In Person:** Present this bill at any Post Office to make cash, cheque or debit card payments.
- 
**Make cheque payable to:**  
 StrataPay 1336 3337 2  
**Mail:** Send cheque with this slip by mail to: StrataPay, Locked Bag 9 GCMC, Bundall Qld 9726 Australia
- 
**BSB: 067-970**  
**Account No: 1336 3337 2**  
 (Applies to this bill only)  
**Internet Banking - EFT:** Use this BSB and Account Number to pay directly from your bank account in Australian Dollars (AUD).  
 Account Name: StrataPay Bank: CBA, Sydney, Australia.



StrataPay Reference  
**1336 3337 2**  
 Amount **\$56.60** Due Date **23 Oct 21**

ADBC PTY LTD  
36357/02100004 Lot 4/  
 VSML Property Pty Ltd  
c/- Bees Nees City Realty  
36 Cordelia Street  
SOUTH BRISBANE QLD 4101

All payments made through StrataPay payment options are subject to User Terms and Conditions available at www.stratapay.com or by calling 1300 135 610 or email into@stratapay.com. By using the payment options provided by StrataPay you are taken to have read and understood these User Terms and Conditions prior to using StrataPay. Credit card acceptance is subject to notation above. Additional charges may apply.



\*71 216 133633372 89

2 OCT 2021

# INVOICE SUMMARY

ABN 29 714 238 391

VSML Property Pty Ltd  
c/- Bees Nees City Realty  
36 Cordelia Street  
SOUTH BRISBANE QLD 4101

Date of Issue	20 October 2021		
Due Date	19 November 2021		
A/c Number	4	Unit No	4
Lot Number	4	Unit No	4
Page Number	1		

## Treetops At Dudley CTS 36357

Date	Type	Details	Reference	Amount
20/10/21	Other	Gas Supply Gas Supply 9/9/21 - 11/10/21	M0000347	58.86
<b>TOTALS</b>				<b>\$58.86</b>

**AMOUNT DUE AND PAYABLE: \$58.86**

Please make your cheque payable to Body Corporate for TREETOPS AT DUDLEY 36357

Teller stamp and initials

Amount Paid

\$

Date Paid

/ /

**Payment Options**



Tel: 1300 552 311  
Ref: 1336 3337 2

Telephone: Call this number to pay by credit card using a land line or mobile phone. International: +613 8648 0158

VISA



www.stratamax.com.au  
Ref: 1336 3337 2

Internet: Visit this website to make a secure credit card payment over the internet.



Tel: 1300 552 311  
Ref: 1336 3337 2

Direct Debit: Make auto payments directly from your nominated bank account or credit card. Go to www.stratapay.com/ddr to register.



Billcode: 74625  
Ref: 1336 3337 2

BPay: Contact your participating financial institution to make a payment from your cheque or savings account using BPay.



Billpay Code: 9216  
Ref No: 1336 3337 289

In Person: Present this bill at any Post Office to make cash, cheque or debit card payments.



Make cheque payable to:  
StrataPay 1336 3337 2

Mail: Send cheque with this slip by mail to: StrataPay, Locked Bag 9 GCMC, Bundall Qld 9726 Australia



BSB: 067-970  
Account No: 1336 3337 2  
(Applies to this bill only)

Internet Banking - EFT: Use this BSB and Account Number to pay directly from your bank account in Australian Dollars (AUD).  
Account Name: StrataPay Bank: CBA, Sydney, Australia.

**STRATAPAY**

StrataPay Reference  
**1336 3337 2**

Amount  
**\$58.86**

Due Date  
**19 Nov 21**

ADBC PTY LTD  
36357/02100004 Lot 4/

VSML Property Pty Ltd  
c/- Bees Nees City Realty  
36 Cordelia Street  
SOUTH BRISBANE QLD 4101

All payments made through StrataPay payment options are subject to User Terms and Conditions available at www.stratapay.com or by calling 1300 135 610 or email info@stratapay.com. By using the payment options provided by StrataPay you are taken to have read and understood these User Terms and Conditions prior to using StrataPay. Credit card acceptance is subject to notation above. Additional charges may apply.



\*71 216 133633372 89

**RECEIVED**  
23 NOV 2021

BY: .....

**INVOICE SUMMARY**

ABN 29 714 238 391

VSML Property Pty Ltd  
c/- Bees Nees City Realty  
36 Cordelia Street  
SOUTH BRISBANE QLD 4101

Date of Issue	19 November 2021		
Due Date	19 December 2021		
A/c Number	4		
Lot Number	4	Unit No	4
Page Number	1		

**Treetops At Dudley CTS 36357**

Date	Type	Details	Reference	Amount
19/11/21	Other	Gas Supply Gas Supply 12/10/21 to 8/11/21	M0000356	32.08
<b>TOTALS</b>				<b>\$32.08</b>

**AMOUNT DUE AND PAYABLE: \$32.08**

Please make your cheque payable to Body Corporate for TREETOPS AT DUDLEY 36357

Teller stamp and initials		Amount Paid
		\$
		Date Paid
		/ /

**Payment Options**



Tel: 1300 552 311  
Ref: 1336 3337 2

Telephone: Call this number to pay by credit card using a land line or mobile phone. International: +613 8648 0158



www.stratamax.com.au  
Ref: 1336 3337 2

Internet: Visit this website to make a secure credit card payment over the internet.



Tel: 1300 552 311  
Ref: 1336 3337 2

Direct Debit: Make auto payments directly from your nominated bank account or credit card. Go to www.stratapay.com/ddr to register.



Billcode: 74625  
Ref: 1336 3337 2

BPay: Contact your participating financial institution to make a payment from your cheque or savings account using BPay.



Billpay Code: 9216  
Ref No: 1336 3337 289

In Person: Present this bill at any Post Office to make cash, cheque or debit card payments.



Make cheque payable to:  
StrataPay 1336 3337 2

Mail: Send cheque with this slip by mail to: StrataPay, Locked Bag 9 GCMC, Bundall Qld 9726 Australia



BSB: 067-970  
Account No: 1336 3337 2  
(Applies to this bill only)

Internet Banking - EFT: Use this BSB and Account Number to pay directly from your bank account in Australian Dollars (AUD).  
Account Name: StrataPay Bank: CBA, Sydney, Australia.



StrataPay Reference  
**1336 3337 2**

Amount  
**\$32.08**

Due Date  
**19 Dec 21**

ADBC PTY LTD  
36357/02100004 Lot 4/

VSML Property Pty Ltd  
c/- Bees Nees City Realty  
36 Cordelia Street  
SOUTH BRISBANE QLD 4101



\*71 216 133633372 89

**A D BODY CORPORATE  
MANAGERS & CONSULTANTS**

A.B.N. 70 010 452 212  
P: 07 3366 0600  
E: reception@adbodycorporate.com.au  
221 Waterworks Road, Ashgrove Qld 4060  
PO Box 49, Ashgrove Qld 4060

**RECEIVED**  
24 DEC 2021  
BY: .....

**INVOICE SUMMARY**

ABN 29 714 238 391

VSML Property Pty Ltd  
c/- Bees Nees City Realty  
36 Cordelia Street  
SOUTH BRISBANE QLD 4101

Date of Issue	15 December 2021		
Due Date	14 January 2022		
A/c Number	4		
Lot Number	4	Unit No	4
Page Number	1		

**Treetops At Dudley CTS 36357**








Date	Type	Details	Reference	Amount
15/12/21	Other	Gas Supply 9/11-8/12	M0000365	43.99
<b>TOTALS</b>				<b>\$43.99</b>

**AMOUNT DUE AND PAYABLE: \$43.99**

Please make your cheque payable to Body Corporate for TREETOPS AT DUDLEY 36357

Teller stamp and initials	Amount Paid
	\$
	Date Paid / /

**Payment Options**

-  Tel: 1300 552 311  
Ref: 1336 3337 2  
**Telephone:** Call this number to pay by credit card using a land line or mobile phone. International: +613 8648 0158
-  www.stratamax.com.au  
Ref: 1336 3337 2  
**Internet:** Visit this website to make a secure credit card payment over the internet.
-  Tel: 1300 552 311  
Ref: 1336 3337 2  
**Direct Debit:** Make auto payments directly from your nominated bank account or credit card. Go to www.stratapay.com/ddr to register.
-  Biller Code: 74625  
Ref: 1336 3337 2  
**BPay:**Contact your participating financial institution to make a payment from your cheque or savings account using BPay.
-  Billpay Code: 9216  
Ref No: 1336 3337 289  
**In Person:** Present this bill at any Post Office to make cash, cheque or debit card payments.
-  Make cheque payable to:  
StrataPay 1336 3337 2  
**Mail:** Send cheque with this slip by mail to: StrataPay, Locked Bag 9 GCMC, Bundall Qld 9726 Australia
-  BSB: 067-970  
Account No: 1336 3337 2  
(Applies to this bill only)  
**Internet Banking - EFT:** Use this BSB and Account Number to pay directly from your bank account in Australian Dollars (AUD).  
Account Name: StrataPay Bank: CBA, Sydney, Australia.



StrataPay Reference  
**1336 3337 2**

Amount  
**\$43.99**

Due Date  
**14 Jan 22**

ADBC PTY LTD  
36357/02100004 Lot 4/

VSML Property Pty Ltd  
c/- Bees Nees City Realty  
36 Cordelia Street  
SOUTH BRISBANE QLD 4101



\*71 216 133633372 89

All payments made through StrataPay payment options are subject to User Terms and Conditions available at www.stratapay.com or by calling 1300 135 610 or email info@stratapay.com. By using the payment options provided by StrataPay you are taken to have read and understood these User Terms and Conditions prior to using StrataPay. Credit card acceptance is subject to notation above. Additional charges may apply.

**A D BODY CORPORATE  
MANAGERS & CONSULTANTS**

A.B.N. 70 010 452 212  
P: 07 3366 0600  
E: reception@adbodycorporate.com.au  
26 Brookes Street, Bowen Hills Qld 4006  
PO Box 516, Fortitude Valley Qld 4006

RECEIVED  
31 JAN 2022

BY: \_\_\_\_\_  
**INVOICE SUMMARY**

ABN 29 714 238 391

VSML Property Pty Ltd  
c/- Bees Nees City Realty  
36 Cordelia Street  
SOUTH BRISBANE QLD 4101

Date of Issue	25 January 2022		
Due Date	24 February 2022		
A/c Number	4		
Lot Number	4	Unit No	4
Page Number	1		

**Treetops At Dudley CTS 36357**

Date	Type	Details	Reference	Amount
25/01/22	Other	Gas 9/12/21-11/1/22	M0000373	49.87

**TOTALS** **\$49.87**

**AMOUNT DUE AND PAYABLE: \$49.87**

Please make your cheque payable to Body Corporate for TREETOPS AT DUDLEY 36357

Teller stamp and initials

Amount Paid

\$


Date Paid

/ /

**Payment Options**

 Tel: 1300 552 311  
Ref: 1336 3337 2


**Telephone:** Call this number to pay by credit card using a land line or mobile phone. International: +613 8648 0158

 www.stratamax.com.au  
Ref: 1336 3337 2


**Internet:** Visit this website to make a secure credit card payment over the internet.

 Tel: 1300 552 311  
Ref: 1336 3337 2

**Direct Debit:** Make auto payments directly from your nominated bank account or credit card. Go to www.stratapay.com/ddr to register.

 Biller Code: 74625  
Ref: 1336 3337 2


**BPay:** Contact your participating financial institution to make a payment from your cheque or savings account using BPay.

 Billpay Code: 9216  
Ref No: 1336 3337 289

**In Person:** Present this bill at any Post Office to make cash, cheque or debit card payments.

 Make cheque payable to:  
StrataPay 1336 3337 2

**Mail:** Send cheque with this slip by mail to: **StrataPay, Locked Bag 9 GCMC, Bundall Qld 9726 Australia**

 BSB: 067-970  
Account No: 1336 3337 2  
(Applies to this bill only)

**Internet Banking - EFT:** Use this BSB and Account Number to pay directly from your bank account in Australian Dollars (AUD).  
Account Name: StrataPay Bank: CBA, Sydney, Australia.

VISA



 **STRATAPAY**

StrataPay Reference

**1336 3337 2**

Amount  
**\$49.87**

Due Date  
**24 Feb 22**


ADBC PTY LTD  
36357/02100004 Lot 4/

VSML Property Pty Ltd  
c/- Bees Nees City Realty  
36 Cordelia Street  
SOUTH BRISBANE QLD 4101

All payments made through StrataPay payment options are subject to User Terms and Conditions available at www.stratapay.com or by calling 1300 135 610 or email info@stratapay.com. By using the payment options provided by StrataPay you are taken to have read and understood these User Terms and Conditions prior to using StrataPay. Credit card acceptance is subject to notation above. Additional charges may apply.



\*71 216 133633372 89



**AD BODY CORPORATE  
MANAGERS & CONSULTANTS**

A.B.N. 70 010 452 212  
P: 07 3366 0600  
E: reception@adbodycorporate.com.au  
26 Brookes Street, Bowen Hills Qld 4006  
PO Box 516, Fortitude Valley Qld 4006



BY.....  
**INVOICE SUMMARY**

ABN 29 714 238 391

VSML Property Pty Ltd  
c/- Bees Nees City Realty  
36 Cordelia Street  
SOUTH BRISBANE QLD 4101

Date of Issue	26 April 2022		
Due Date	26 May 2022		
A/c Number	4		
Lot Number	4	Unit No	4
Page Number	1		

**Treetops At Dudley CTS 36357**

Date	Type	Details	Reference	Amount
26/04/22	Other	GasSupply 9/2-8/3/22	M0000392	41.79
26/04/22	Other	GasSupply 9/3-8/4/22	M0000393	47.23
<b>TOTALS</b>				<b>\$89.02</b>

**AMOUNT DUE AND PAYABLE: \$89.02**

Please make your cheque payable to Body Corporate for TREETOPS AT DUDLEY 36357

Teller stamp and initials	Amount Paid \$
	Date Paid / /

**Payment Options**

- Tel: 1300 552 311  
Ref: 1336 3337 2
- www.stratamax.com.au  
Ref: 1336 3337 2
- Tel: 1300 552 311  
Ref: 1336 3337 2
- Biller Code: 74625  
Ref: 1336 3337 2
- Billpay Code: 9216  
Ref No: 1336 3337 289
- Make cheque payable to:  
StrataPay 1336 3337 2
- BSB: 067-970  
Account No: 1336 3337 2  
(Applies to this bill only)
- Telephone: Call this number to pay by credit card using a land line or mobile phone. International: +613 8648 0158
- Internet: Visit this website to make a secure credit card payment over the internet.
- Direct Debit: Make auto payments directly from your nominated bank account or credit card. Go to www.stratapay.com/addr to register.
- B Pay: Contact your participating financial institution to make a payment from your cheque or savings account using B Pay.
- In Person: Present this bill at any Post Office to make cash, cheque or debit card payments.
- Mail: Send cheque with this slip by mail to: StrataPay, Locked Bag 9 GCMC, Bundall Qld 9726 Australia
- Internet Banking - EFT: Use this BSB and Account Number to pay directly from your bank account in Australian Dollars (AUD).  
Account Name: StrataPay Bank: CBA, Sydney, Australia.



StrataPay Reference  
**1336 3337 2**

Amount **\$89.02** Due Date **26 May 22**

AD BODY CORP MANAGEMENT P/L  
36357/02100004 Lot 4/

VSML Property Pty Ltd  
c/- Bees Nees City Realty  
36 Cordelia Street  
SOUTH BRISBANE QLD 4101



\*71 216 133633372 89

All payments made through StrataPay payment options are subject to our Terms and Conditions available at www.stratapay.com.au or by calling 1300 552 311. We are not liable for any payment errors provided by StrataPay, you are then solely responsible and understood these terms and conditions apply. StrataPay Corporation Pty Ltd. All rights reserved. Additional charges may apply.

**AD BODY CORPORATE  
MANAGERS & CONSULTANTS**

A.B.N. 70 010 452 212  
P: 07 3366 0600  
E: reception@adbodycorporate.com.au  
26 Brookes Street, Bowen Hills Qld 4006  
PO Box 516, Fortitude Valley Qld 4006

RECEIVED  
22 JUN 2022

BY: \_\_\_\_\_ **INVOICE SUMMARY**

ABN 29 714 238 391

VSML Property Pty Ltd  
c/- Bees Nees City Realty  
36 Cordelia Street  
SOUTH BRISBANE QLD 4101

Date of Issue	21 June 2022		
Due Date	21 July 2022		
A/c Number	4		
Lot Number	4	Unit No	4
Page Number	1		

**Treetops At Dudley CTS 36357**














Date	Type	Details	Reference	Amount
21/06/22	Other	Gas 11/5-8/6/22	M0000415	55.47
<b>TOTALS</b>				<b>\$55.47</b>

**AMOUNT DUE AND PAYABLE: \$55.47**

Please make your cheque payable to Body Corporate for TREETOPS AT DUDLEY 36357

Teller stamp and initials		Amount Paid \$
		Date Paid / /

**Payment Options**

-  Tel: 1300 552 311  
Ref: 1336 3337 2
-  Telephone: Call this number to pay by credit card using a land line or mobile phone. International: +613 8648 0158
-  www.stratamax.com.au  
Ref: 1336 3337 2
-  Internet: Visit this website to make a secure credit card payment over the internet.
-  Tel: 1300 552 311  
Ref: 1336 3337 2
-  Direct Debit: Make auto payments directly from your nominated bank account or credit card.  
Go to www.stratapay.com/ddr to register.
-  Biller Code: 74625  
Ref: 1336 3337 2
-  BPay: Contact your participating financial institution to make a payment from your cheque or savings account using BPay.
-  Billpay Code: 9216  
Ref No: 1336 3337 289
-  In Person: Present this bill at any Post Office to make cash, cheque or debit card payments.
-  Make cheque payable to: Stratapay 1336 3337 2
-  Mail: Send cheque with this slip by mail to: Stratapay, Locked Bag 9 GCMC, Bundall Qld 9726 Australia
-  BSB: 067-970  
Account No: 1336 3337 2  
(Applies to this bill only)
-  Internet Banking - EFT: Use the BSB and Account Number to pay directly from your bank account in Australian Dollars (AUD).  
Account Name: Stratapay Bank CBA, Sydney, Australia.



Stratapay Reference  
**1336 3337 2**  
Amount **\$55.47** Due Date **21 Jul 22**

AD BODY CORP MANAGEMENT P/L  
36357/02100004 Lot 4/  
VSML Property Pty Ltd  
c/- Bees Nees City Realty  
36 Cordelia Street  
SOUTH BRISBANE QLD 4101



\*71 216 133633372 89

All payments made through Stratapay payment options are subject to User Terms and Conditions available at www.stratapay.com or by calling 1300 135 610 or email info@stratapay.com. By using the payment options provided by Stratapay you are taken to have read and understood these User Terms and Conditions prior to using Stratapay. Credit card acceptance is subject to rotation above. Additional charges may apply.



# 41980 - Property Expenses - Insurance Premium

2022 Financial Year

**Preparer** Louise Barlow

**Reviewer** Sam Greco

**Status** Ready for Review

Account Code	Description	CY Balance	LY Balance	Change
VSMLDUDLEY	4/14 Dudley Street, Annerley QLD	\$233.63	\$218.14	7.1%
<b>TOTAL</b>		<b>CY Balance</b>	<b>LY Balance</b>	
		\$233.63	\$218.14	

## Supporting Documents

- General Ledger [Report](#)
- RP - Insurance.pdf

## Standard Checklist

- Attach Agent statements (either monthly or annual)
- Attach any other statements, notices or invoices

## VSML Futures Super Fund

# General Ledger

As at 30 June 2022

Transaction Date	Description	Units	Debit	Credit	Balance \$
<b>Property Expenses - Insurance Premium (41980)</b>					
4/14 Dudley Street, Annerley QLD (VSMLDUDLEY)					
22/04/2022	BPAY 15344110442543 AAMI		233.63		233.63 DR
			<b>233.63</b>		<b>233.63 DR</b>

**Total Debits: 233.63**

**Total Credits: 0.00**

## Policy Renewal

PAID

VSML PROPERTY PTY LTD  
132 APPLEBY RD  
STAFFORD HEIGHTS QLD 4053

Date of Issue	5 April 2022
Policy Number	HPL110442543
Period of Insurance	15 May 2022 to 11:59pm 15 May 2023
Due Date	15 May 2022
<b>Total Amount Payable</b>	<b>\$233.63</b>
Last Year's Annual Premium	\$218.14

Change on last year \*7.1%

Page 1 of 2

## Landlord Insurance

Dear Policy Holder,

Thank you for insuring your Landlord Contents with AAMI. Your current policy expires at 11:59pm on 15 May 2022 and we would like to invite you to renew with us for a further 12 months.

Please find enclosed your Certificate of Insurance showing policy details for the new period of insurance and Supplementary Product Disclosure Statement (if any).

It is important to review the information in your Certificate of Insurance carefully. If any details shown are incorrect, or there is other information you need to tell us, please call 13 22 44.

Please pay the amount payable by the due date to ensure you remain covered. If you have any questions about your insurance please call 13 22 44.

For more information on choosing insurance and to better understand insurance visit the Australian Government website: [www.moneysmart.gov.au](http://www.moneysmart.gov.au)

Take care,  
The AAMI Team

### \*Why your premium may change

Each year your premium is likely to change even if your circumstances haven't.

Factors like the claims we experience, improved data and changes to business costs can have an impact. Changes to discounts you received last year may now impact your premium.

For more information please visit [www.aami.com.au/premium](http://www.aami.com.au/premium)

## Payment Options



**Internet:** Visit [aami.com.au](http://aami.com.au)



**Phone:** To pay via our automated card payment system call 1300 764 135. We accept VISA, Mastercard and American Express.



**By Mail:** Send this payment slip with your cheque made payable to: AAMI GPO Box 5356, Sydney NSW 1176



**In Person:** At any Post Office in Australia.



**Direct Debit:** Call 13 22 44 to arrange payment by monthly instalments.



Bill Code: 655902  
Ref: 15344110442543

Telephone & Internet Banking - BPAY®  
Contact your bank or financial institution to make this payment from your cheque, savings, debit, credit card or transaction account. More info: [www.bpay.com.au](http://www.bpay.com.au)

<b>Total Amount Payable</b>	<b>\$233.63</b>
<b>Due Date</b>	<b>15 May 2022</b>
<b>Reference Number</b>	<b>15344110442543</b>

**POST billpay**



\*4060 15052022 HPL110442543

Once payment is made this document is a Tax Invoice for GST, enabling you to claim input tax credits if applicable to your business.

## Certificate of Insurance

Date of Issue 5 April 2022  
 Policy Number HPL110442543  
 Page 1 of 2

### Landlord Insurance

Thank you for being an AAMI Landlord Contents Insurance customer.

Please have a read through the Certificate of Insurance to check all your policy details are correct and that the amount of cover meets your needs.

We do rely on you to honestly disclose all the correct details in regards to your policy.

We'd like to let you know that you can easily manage this policy online. Simply visit [aami.com.au/login](http://aami.com.au/login) to update your personal details, manage payments and view or update your policy details.

If you'd like help with something you can't take care of online, give us a call on 13 22 44.

Take care,

The AAMI Team

#### Insured Address

Unit 4,  
 14 DUDLEY ST,  
 ANNERLEY QLD 4103

#### Excess Details

You may be able to reduce your premium if you choose a higher Flexi-Premium excess.

Contents Flexi-Premiums <sup>®</sup> Excess:	\$750
Unoccupied Excess:	\$1,000

#### The Insured

Vsml Property PTY LTD

#### Period of Insurance

15 May 2022 to 11:59pm 15 May 2023

#### Policy Type

Landlord Contents Insurance

#### What you have told us

This document sets out the information that we have relied on to decide if we can insure you and on what terms. We may give you a copy of the information you have previously told us. If any of this information has changed, or is incorrect, please contact us.

#### Landlord Cover

Landlord Contents Sum Insured:	\$25,600
Legal Liability:	\$20 million
Tenant Protection Option:	Yes
Written rental agreement:	Yes

#### The Building

Dwelling Type:	Unit
Main flooring:	Please advise
Open Floor Plan:	Please advise
Wall Construction:	Concrete
Roof Construction:	Steel/Colorbond
Year Built:	Approx. 2007

For complaints concerning AAMI products or services, you can phone us on 1300 240 437; write to us at: AAMI Customer Relations Team, PO Box 14180, Melbourne City Mail Centre VIC 8001; or email us on [idr@aami.com.au](mailto:idr@aami.com.au). You may have spoken about your policy with a Distributor providing financial services appointed under AFSL 230859 and representing AAI Limited ABN 48 005 297 807 trading as AAMI (AAI). Distributors include EXL Service Philippines Inc. and/or WNS Global Services Philippines Inc. and their staff. AAI remunerates corporate distributors on a fee for service basis while their staff receive a salary comprising commission where they meet sales, risk, quality and behavioural targets.

AAI Limited ABN 48 005 297 807 trading as AAMI.



### Transfer and Pay

## All done

Your payment has been submitted

Receipt Number : M 8120 0315

Save as Quick Pay transaction

Amount **\$233.63**

From **CASH Connect SUPER**  
650 482 136  
Available: \$21,811.67

To **AAI LIMITED T/A AAMI**  
655902  
15344110442543

Paid By **STEPHEN PARKER**

Date **22/04/2022**  
12:26 PM Sydney Time

Email to **stevparker60@yahoo.com**

ⓘ Please allow up to 2 business days for the transaction to be processed. Payments made after 5:30pm will be processed the next day.

**PAID**

# 42010 - Property Expenses - Interest on Loans

2022 Financial Year

**Preparer** Louise Barlow

**Reviewer** Sam Greco

**Status** Ready for Review

Account Code	Description	CY Balance	LY Balance	Change
VSMLDUDLEY	4/14 Dudley Street, Annerley QLD	\$14,145.19	\$14,480.63	(2.32)%
<b>TOTAL</b>		<b>CY Balance</b>	<b>LY Balance</b>	
		\$14,145.19	\$14,480.63	

## Supporting Documents

- General Ledger [Report](#)
- BS - NAB Tailored Home Loan.pdf

## Standard Checklist

- Attach Agent statements (either monthly or annual)
- Attach any other statements, notices or invoices

**VSML Futures Super Fund**  
**General Ledger**

As at 30 June 2022

Transaction Date	Description	Units	Debit	Credit	Balance \$
<b>Property Expenses - Interest on Loans (42010)</b>					
<u>4/14 Dudley Street, Annerley QLD (VSMLDUDLEY)</u>					
30/07/2021	Debit Interest This Financial Year To Date \$1,175.75 Interest Charged		1,175.75		1,175.75 DR
31/08/2021	Debit Interest This Financial Year To Date \$2,426.73 Interest Charged		1,250.98		2,426.73 DR
30/09/2021	Debit Interest This Financial Year To Date \$3,597.58 Interest Charged		1,170.85		3,597.58 DR
29/10/2021	Debit Interest This Financial Year To Date \$4,727.51 Interest Charged		1,129.93		4,727.51 DR
30/11/2021	Debit Interest This Financial Year To Date \$5,971.24 Interest Charged		1,243.73		5,971.24 DR
31/12/2021	Debit Interest This Financial Year To Date \$7,173.66 Interest Charged		1,202.42		7,173.66 DR
31/01/2022	Debit Interest This Financial Year To Date \$8,373.74 Interest Charged		1,200.08		8,373.74 DR
28/02/2022	Debit Interest This Financial Year To Date \$9,456.09 Interest Charged		1,082.35		9,456.09 DR
31/03/2022	Debit Interest This Financial Year To Date \$10,651.00 Interest Charged		1,194.91		10,651.00 DR
29/04/2022	Debit Interest This Financial Year To Date \$11,767.42 Interest Charged		1,116.42		11,767.42 DR
31/05/2022	Debit Interest This Financial Year To Date \$12,995.71 Interest.Charged		1,228.29		12,995.71 DR
30/06/2022	Debit Interest This Financial Year To Date \$14,145.19 Interest Charged		1,149.48		14,145.19 DR
			<b>14,145.19</b>		<b>14,145.19 DR</b>

**Total Debits: 14,145.19**

**Total Credits: 0.00**



**NAB Tailored Home Loan**  
 For further information call the  
 Business Servicing Team on 13 10 12



037/000937



VSML FUTURES SUPER FUND  
 132 APPLEBY RD  
 STAFFORD HEIGHTS QLD 4053

**Account Balance Summary**

Opening balance	\$306,412.70	Dr
Total credits	\$10,788.36	
Total debits	\$7,213.87	
<b>Closing balance</b>	<b>\$302,838.21</b>	<b>Dr</b>

**Statement starts 25 February 2021**  
**Statement ends 24 August 2021**

**Available Redraw \$0.00**

**Outlet Details**

330 Collins Street  
 Ground Level, 330 Collins St  
 Melbourne VIC 3000

**Account Details**

VSML SUPER PTY LTD AS TRUSTEE FOR VSML FUTURES SUP  
 BSB number 083-004  
 Account number 73-374-0102

**Transaction Details**

Date	Particulars	Debits	Credits	Balance
25 Feb 2021	Brought forward			306,412.70 Dr
25 Feb 2021	Please Note Your Current Debit Interest Rate Is 4.69%			306,412.70 Dr
26 Feb 2021	Debit Interest This Financial Year To Date \$9,598.93			
	Interest Charged .....	1,108.42		
	Loan Service Fee .....	8.00		307,529.12 Dr
24 Mar 2021	Loan Instalment Parker			
	From A/C 65-048-2136 .....		1,798.06	305,731.06 Dr
31 Mar 2021	Debit Interest This Financial Year To Date \$10,901.32			
	Interest Charged .....	1,302.39		
	Loan Service Fee .....	8.00		307,041.45 Dr
26 Apr 2021	Loan Instalment Parker			
	From A/C 65-048-2136 .....		1,798.06	305,243.39 Dr
30 Apr 2021	Debit Interest This Financial Year To Date \$12,083.98			
	Interest Charged .....	1,182.66		
	Loan Service Fee .....	8.00		306,434.05 Dr
24 May 2021	Loan Instalment Parker			
	From A/C 65-048-2136 .....		1,798.06	304,635.99 Dr
31 May 2021	Debit Interest This Financial Year To Date \$13,302.98			
	Interest Charged .....	1,219.00		
	Loan Service Fee .....	8.00		305,862.99 Dr
24 Jun 2021	Loan Instalment Parker			
	From A/C 65-048-2136 .....		1,798.06	304,064.93 Dr
30 Jun 2021	Debit Interest This Financial Year To Date \$14,480.63			
	Interest Charged .....	1,177.65		
	Loan Service Fee .....	8.00		305,250.58 Dr
26 Jul 2021	Loan Instalment Parker			
	From A/C 65-048-2136 .....		1,798.06	303,452.52 Dr
30 Jul 2021	Debit Interest This Financial Year To Date \$1,175.75			
	Interest Charged .....	1,175.75		
	Loan Service Fee .....	8.00		304,636.27 Dr
24 Aug 2021	Loan Instalment Parker			
	From A/C 65-048-2136 .....		1,798.06	302,838.21 Dr

236/08/01/MC0937/S001487/1002973





**NAB Tailored Home Loan**  
For further information call the  
Business Servicing Team on 13 10 12



037/000808  
VSML FUTURES SUPER FUND  
132 APPLEBY RD  
STAFFORD HEIGHTS QLD 4053

**Account Balance Summary**

Opening balance	\$302,838.21	Dr
Total credits	\$10,788.36	
Total debits	\$7,245.99	
<b>Closing balance</b>	<b>\$299,295.84</b>	<b>Dr</b>

Statement starts 25 August 2021  
Statement ends 24 February 2022

Available Redraw \$0.00

**Outlet Details**

330 Collins Street  
Ground Level, 330 Collins St  
Melbourne VIC 3000

**Account Details**

VSML SUPER PTY LTD AS TRUSTEE FOR VSML FUTURES SUP  
BSB number 083-004  
Account number 73-374-0102

**Transaction Details**

Date	Particulars	Debits	Credits	Balance
25 Aug 2021	Brought forward			302,838.21 Dr
25 Aug 2021	Please Note Your Current Debit Interest Rate Is 4.69%			302,838.21 Dr
31 Aug 2021	Debit Interest This Financial Year To Date \$2,426.73			
	Interest Charged .....	1,250.98		
	Loan Service Fee .....	8.00		
24 Sep 2021	Loan Instalment Parker			304,097.19 Dr
	From A/C 65-048-2136 .....		1,798.06	
30 Sep 2021	Debit Interest This Financial Year To Date \$3,597.58			302,299.13 Dr
	Interest Charged .....	1,170.85		
	Loan Service Fee .....	8.00		
25 Oct 2021	Loan Instalment Parker			303,477.98 Dr
	From A/C 65-048-2136 .....		1,798.06	
29 Oct 2021	Debit Interest This Financial Year To Date \$4,727.51			301,679.92 Dr
	Interest Charged .....	1,129.93		
	Loan Service Fee .....	8.00		
24 Nov 2021	Loan Instalment Parker			302,817.85 Dr
	From A/C 65-048-2136 .....		1,798.06	
30 Nov 2021	Debit Interest This Financial Year To Date \$5,971.24			301,019.79 Dr
	Interest Charged .....	1,243.73		
	Loan Service Fee .....	8.00		
24 Dec 2021	Loan Instalment Parker			302,271.52 Dr
	From A/C 65-048-2136 .....		1,798.06	
31 Dec 2021	Debit Interest This Financial Year To Date \$7,173.66			300,473.46 Dr
	Interest Charged .....	1,202.42		
	Loan Service Fee .....	8.00		
24 Jan 2022	Loan Instalment Parker			301,683.88 Dr
	From A/C 65-048-2136 .....		1,798.06	
31 Jan 2022	Debit Interest This Financial Year To Date \$8,373.74			299,885.82 Dr
	Interest Charged .....	1,200.08		
	Loan Service Fee .....	8.00		
10 Feb 2022	It's a condition of your loan that you maintain insurance on the mortgaged property at all times for at least the full replacement value of the property. Please confirm with your insurer that your policy adequately protects your property. For more information on property insurance go to <a href="http://www.moneysmart.gov.au">www.moneysmart.gov.au</a>			301,093.90 Dr
	Carried forward			301,093.90 Dr

657766/01/M000006/0501144/1002287

**Transaction Details (continued)**

Date	Particulars	Debits	Credits	Balance
	Brought forward			301,093.90 Dr
24 Feb 2022	Loan Instalment Parker From A/C 65-048-2136 .....		1,798.06	299,295.84 Dr

**Summary of Government Charges**

Government	From 1 July to date	Last year to 30 June
Withholding tax	\$0.00	\$0.00
Bank Account Debit (BAD) tax	\$0.00	\$0.00

Bank Accounts Debits (BAD) Tax or State Debits Duty has been abolished for all states & territories effective 1/7/2005. Any amount shown on this statement applies to debits processed on or before 30/06/2005.  
For further information on any applicable rebates, fees or government charges, please refer to the NAB's "A Guide to Fees & Charges" booklet.  
Please retain this statement for taxation purposes

**Explanatory Notes**

Please check all entries and report any apparent error or possible unauthorised transaction immediately.  
We may subsequently adjust debits and credits, which may result in a change to your account balance to accurately reflect the obligations between us.  
For information on resolving problems or disputes, contact us on 1800 152 015, or ask at any NAB branch.  
Any "Available Redraw" amount is available provided that you satisfy the conditions for redraw in your agreement.

055/01017/000006/7501144/1002285



**NAB Tailored Home Loan**  
For further information call the  
Business Servicing Team on 13 10 12



037/000892



VSML FUTURES SUPER FUND  
132 APPLEBY RD  
STAFFORD HEIGHTS QLD 4053

**Account Balance Summary**

Opening balance	\$299,295.84	Dr
Total credits	\$10,788.36	
Total debits	\$6,928.65	
<b>Closing balance</b>	<b>\$295,436.13</b>	<b>Dr</b>

Statement starts 25 February 2022  
Statement ends 24 August 2022

Available Redraw \$0.00

**Outlet Details**

330 Collins Street  
Ground Level, 330 Collins St  
Melbourne VIC 3000

**Account Details**

VSML SUPER PTY LTD AS TRUSTEE FOR VSML FUTURES SUP  
BSB number 083-004  
Account number 73-374-0102

**Transaction Details**

Date	Particulars	Debits	Credits	Balance
25 Feb 2022	Brought forward			299,295.84 Dr
25 Feb 2022	Please Note Your Current Debit Interest Rate Is 4.69%			299,295.84 Dr
28 Feb 2022	Debit Interest This Financial Year To Date \$9,456.09			
	Interest Charged .....	1,082.35		
	Loan Service Fee .....	8.00		300,386.19 Dr
24 Mar 2022	Loan Instalment Parker			
	From A/C 65-048-2136 .....		1,798.06	298,588.13 Dr
31 Mar 2022	Debit Interest This Financial Year To Date \$10,651.00			
	Interest Charged .....	1,194.91		
	Loan Service Fee .....	8.00		299,791.04 Dr
26 Apr 2022	Loan Instalment Parker			
	From A/C 65-048-2136 .....		1,798.06	297,992.98 Dr
29 Apr 2022	Debit Interest This Financial Year To Date \$11,767.42			
	Interest Charged .....	1,116.42		
	Loan Service Fee .....	8.00		299,117.40 Dr
24 May 2022	Loan Instalment Parker			
	From A/C 65-048-2136 .....		1,798.06	297,319.34 Dr
31 May 2022	Debit Interest This Financial Year To Date \$12,995.71			
	Interest Charged .....	1,228.29		
	Loan Service Fee .....	8.00		298,555.63 Dr
24 Jun 2022	Loan Instalment Parker			
	From A/C 65-048-2136 .....		1,798.06	296,757.57 Dr
30 Jun 2022	Debit Interest This Financial Year To Date \$14,145.19			
	Interest Charged .....	1,149.48		
	Loan Service Fee .....	8.00		297,915.05 Dr
25 Jul 2022	Loan Instalment Parker			
	From A/C 65-048-2136 .....		1,798.06	296,116.99 Dr
29 Jul 2022	Debit Interest This Financial Year To Date \$1,109.20			
	Interest Charged .....	1,109.20		
	Loan Service Fee .....	8.00		297,234.19 Dr
24 Aug 2022	Loan Instalment Parker			
	From A/C 65-048-2136 .....		1,798.06	295,436.13 Dr

236/08/01/04000892/5001277/1002553

# 42040 - Property Expenses - Pest Control

2022 Financial Year

Preparer Louise Barlow

Reviewer Sam Greco

Status Ready for Review

Account Code	Description	CY Balance	LY Balance	Change
VSMLDUDLEY	4/14 Dudley Street, Annerley QLD	\$180.00	\$180.00	0%
<b>TOTAL</b>		<b>CY Balance</b>	<b>LY Balance</b>	
		\$180.00	\$180.00	

## Supporting Documents

- General Ledger [Report](#)
- RP - Pest Control.pdf

## Standard Checklist

- Attach Agent statements (either monthly or annual)
- Attach any other statements, notices or invoices

## VSML Futures Super Fund

# General Ledger

As at 30 June 2022

Transaction Date	Description	Units	Debit	Credit	Balance \$
<b>Property Expenses - Pest Control (42040)</b>					
4/14 Dudley Street, Annerley QLD (VSMLDUDLEY)					
30/06/2022	Gross up Rental Income - Expenses paid by Real Estate		180.00		180.00 DR
			<b>180.00</b>		<b>180.00 DR</b>

**Total Debits: 180.00**

**Total Credits: 0.00**



# Flick Anticimex Pty Ltd

# TAX INVOICE

Page 1 / 1

ABN 85000059665



Your Bill-To Number

401217455

Date of Issue

19/07/21

Invoice Number

402071566C

Bill Enquiries

13-14-40

Email

accounts.receivable@flick.com.au

C/- Bees Nees City Realty  
Accounts Payable  
36 Cordelia Street  
South Brisbane, QLD 4101

Total Payable

180.00

Due Date

18/08/21

For the following services provided	P/O No	Reference No.	Date Completed	No. Units	Unit Price (Ex GST)	Total Price (Ex GST)
<b>VSML Property Pty Ltd</b> 4/14 Dudley Street, Annerley						
Non Contract Supply/Service of Ants, Cockroaches, Silverfish, Spiders	M4256468	407044012	15/07/21			
General Pest Service				1.00	163.64	163.64
<b>Location Subtotal:</b>						163.64

**Total Ex-GST:** 163.64

**Total GST Amount:** 16.36

**Total Payable:** 180.00

Remittance Advise: accounts.receivable@flick.com.au  
Billing Account Enquiries: credit@flick.com.au  
Credit claims must be advised in writing 14 days from the invoice date  
Please contact your local Branch for service related enquiries

Your Bill-To Number

401217455

Invoice Number

402071566C

Bill Enquiries

13-14-40

Due Date

18/08/21

Total Amount Payable

180.00



**Biller Code:** 260182  
**Ref:** 4012174555

**Telephone & Internet Banking – BPAY®**

Contact your bank or financial institution to make this payment from your cheque, savings, debit, credit card or transaction account. More info: www.bpay.com.au

Flick Anticimex Pty Ltd  
QBCC License No: 54798  
PO Box 256  
Virginia, QLD 4014

### Remittance Details for EFT Payments :

Westpac: BSB 035828 Account 401217455  
Please quote invoice number for prompt allocation

Visa  Mastercard  Amex

Amount \_\_\_\_\_ Expiry Date \_\_\_\_\_ CVC \_\_\_\_\_

--	--	--	--	--	--	--	--	--	--	--	--	--	--	--	--	--	--	--	--

Card Holder's Name \_\_\_\_\_

Customer Signature \_\_\_\_\_

# 42060 - Property Expenses - Repairs Maintenance

2022 Financial Year

**Preparer** Louise Barlow

**Reviewer** Sam Greco

**Status** Ready for Review

Account Code	Description	CY Balance	LY Balance	Change
VSMLDUDLEY	4/14 Dudley Street, Annerley QLD	\$343.72	\$432.70	(20.56)%
<b>TOTAL</b>		<b>CY Balance</b>	<b>LY Balance</b>	
		\$343.72	\$432.70	

## Supporting Documents

- General Ledger [Report](#)

## Standard Checklist

- Attach Agent statements (either monthly or annual)
- Attach any other statements, notices or invoices

## VSML Futures Super Fund

# General Ledger

As at 30 June 2022

Transaction Date	Description	Units	Debit	Credit	Balance \$
<b>Property Expenses - Repairs Maintenance (42060)</b>					
4/14 Dudley Street, Annerley QLD (VSMLDUDLEY)					
30/06/2022	Gross up Rental Income - Expenses paid by Real Estate		343.72		343.72 DR
			<b>343.72</b>		<b>343.72 DR</b>
<b>Total Debits:</b>	<b>343.72</b>				
<b>Total Credits:</b>	<b>0.00</b>				



# 42090 - Property Expenses - Stationery, Phone and Postage

2022 Financial Year

**Preparer** Louise Barlow

**Reviewer** Sam Greco

**Status** Ready for Review

Account Code	Description	CY Balance	LY Balance	Change
VSMLDUDLEY	4/14 Dudley Street, Annerley QLD	\$66.00	\$66.00	0%
<b>TOTAL</b>		<b>CY Balance</b>	<b>LY Balance</b>	
		\$66.00	\$66.00	

## Supporting Documents

- General Ledger [Report](#)

## Standard Checklist

- Attach Agent statements (either monthly or annual)
- Attach any other statements, notices or invoices

## VSML Futures Super Fund

# General Ledger

As at 30 June 2022

Transaction Date	Description	Units	Debit	Credit	Balance \$
<b>Property Expenses - Stationery, Phone and Postage (42090)</b>					
4/14 Dudley Street, Annerley QLD (VSMLDUDLEY)					
30/06/2022	Gross up Rental Income - Expenses paid by Real Estate		66.00		66.00 DR
			<b>66.00</b>		<b>66.00 DR</b>

**Total Debits: 66.00**

**Total Credits: 0.00**

# 42100 - Property Expenses - Strata Levy Fees

2022 Financial Year

Preparer Louise Barlow

Reviewer Sam Greco

Status Ready for Review

Account Code	Description	CY Balance	LY Balance	Change
VSMLDUDLEY	4/14 Dudley Street, Annerley QLD	\$3,162.23	\$2,644.43	19.58%
<b>TOTAL</b>		<b>CY Balance</b>	<b>LY Balance</b>	
		\$3,162.23	\$2,644.43	

## Supporting Documents

- General Ledger [Report](#)
- RP - Body Corp (1).pdf
- RP - Body Corp.pdf

## Standard Checklist

- Attach Agent statements (either monthly or annual)
- Attach any other statements, notices or invoices

## VSML Futures Super Fund

# General Ledger

As at 30 June 2022

Transaction Date	Description	Units	Debit	Credit	Balance \$
<b>Property Expenses - Strata Levy Fees (42100)</b>					
4/14 Dudley Street, Annerley QLD (VSMLDUDLEY)					
31/05/2022	INTERNET WITHDRAWAL 4 14 Dudley		48.00		48.00 DR
30/06/2022	Gross up Rental Income - Expenses paid by Real Estate		3,114.23		3,162.23 DR
			<b>3,162.23</b>		<b>3,162.23 DR</b>

**Total Debits: 3,162.23**

**Total Credits: 0.00**

**Subject** Levy Notice - 4/14 Dudley Street, Annerley  
**From** Bees Nees City Realty <emaildelivery@console.com.au>  
**To:** Stephen Decarne as Trustees for VSMLProperty Pty Ltd <steveparker60@yahoo.com>  
**Date** 31 May at 12:07 pm

Hi Steve,

Thank you for taking my call this morning.

If you could transfer \$48 to top up your funds to pay your levy notice that would be great. The account details are:

Bees Nees Rental Trust Account

BSB - 064000

A/c - 14667570

Ref: 4/14 Dudley

Thank you and have a great afternoon.

Regards

Kerry


Admin Manager

Bees Nees City Realty  
info@beesnees.com.au  
07 3214 6899



**A D BODY CORPORATE  
MANAGERS & CONSULTANTS**

A.B.N. 70 010 452 212  
P: 07 3366 0600  
E: reception@adbodycorporate.com.au  
221 Waterworks Road, Ashgrove Qld 4060  
PO Box 49, Ashgrove Qld 4060



Body Corporate and Community Management Act 1997

**NOTICE OF CONTRIBUTIONS**

ABN 29 714 238 391

BY: .....

VSML Property Pty Ltd  
c/- Bees Nees City Realty  
36 Cordelia Street  
SOUTH BRISBANE QLD 4101

Date of Notice	18 August 2021		
A/c No	4		
Lot No	4	Unit Number	4
Contrib Ent.	1		
Interest Ent.	1		

Body Corporate for

**Treetops At Dudley CTS 36357**

Account	Period	Due Date	Amount	Discount	If paid by	Net Amount
Administrative Fund	01/10/21 to 31/12/21	<b>01/10/21</b>	440.00	0.00		440.00
Sinking Fund	01/10/21 to 31/12/21	<b>01/10/21</b>	328.00	0.00		328.00
Balance of Previous Levies Issued			106.33			106.33
<b>Totals</b>			<b>874.33</b>	<b>0.00</b>		<b>\$874.33</b>

**Please make cheques payable to: StrataPay plus your StrataPay Reference Number**  
Please make your payment in accordance with attached slip

**Payment Options**

- Tel:** 1300 552 311  
Ref: 1336 3337 2
  - www.stratamax.com.au**  
Ref: 1336 3337 2
  - Tel:** 1300 552 311  
Ref: 1336 3337 2
  - Billers Code:** 74625  
Ref: 1336 3337 2
  - Billpay Code:** 9216  
Ref No: 1336 3337 289
  - Make cheque payable to:**  
StrataPay 1336 3337 2
  - BSB:** 067-970  
Account No: 1336 3337 2  
(Applies to this bill only)
- Telephone:** Call this number to pay by credit card using a land line or mobile phone. International: +613 8648 0158
- Internet:** Visit this website to make a secure credit card payment over the internet.
- Direct Debit:** Make auto payments directly from your nominated bank account or credit card. Go to [www.stratapay.com/ddr](http://www.stratapay.com/ddr) to register.
- BPay:** Contact your participating financial institution to make a payment from your cheque or savings account using BPay.
- In Person:** Present this bill at any Post Office to make cash, cheque or debit card payments.
- Mail:** Send cheque with this slip by mail to: **StrataPay, Locked Bag 9 GCMC, Bundall Qld 9726 Australia**
- Internet Banking - EFT:** Use this BSB and Account Number to pay directly from your bank account in Australian Dollars (AUD).  
Account Name: StrataPay Bank: CBA, Sydney, Australia.



StrataPay Reference  
**1336 3337 2**  
Amount **\$874.33** Due Date **01 Oct 21**

ADBC PTY LTD  
36357/02100004 Lot 4/4  
VSML Property Pty Ltd  
c/- Bees Nees City Realty  
36 Cordelia Street  
SOUTH BRISBANE QLD 4101

All payments made through StrataPay payment options are subject to User Terms and Conditions available at [www.stratapay.com](http://www.stratapay.com) or by calling 1300 135 610 or email [info@stratapay.com](mailto:info@stratapay.com). By using the payment options provided by StrataPay you are taken to have read and understood these User Terms and Conditions prior to using StrataPay. Credit card acceptance is subject to notation above. Additional charges may apply.



\*71 216 133633372 89

**AD BODY CORPORATE  
MANAGERS & CONSULTANTS**

A.B.N. 70 010 452 212  
P: 07 3366 0600  
E: reception@adbodycorporate.com.au  
221 Waterworks Road, Ashgrove Qld 4060  
PO Box 49, Ashgrove Qld 4060



BY: .....

*Body Corporate and Community Management Act 1997*

**NOTICE OF CONTRIBUTIONS**

ABN 29 714 238 391

VSML Property Pty Ltd  
c/- Bees Nees City Realty  
36 Cordelia Street  
SOUTH BRISBANE QLD 4101

Date of Notice	15 November 2021		
A/c No	4		
Lot No	4	Unit Number	4
Contrib Ent.	1		
Interest Ent.	1		

Body Corporate for

**Treetops At Dudley CTS 36357**

Account	Period	Due Date	Amount	Discount	If paid by	Net Amount
Administrative Fund	01/01/22 to 31/03/22	01/01/22	410.00	0.00		410.00
Sinking Fund	01/01/22 to 31/03/22	01/01/22	328.00	0.00		328.00
Prepayments & Discounts			(106.33)			(106.33)
<b>Totals</b>			<b>631.67</b>	<b>0.00</b>		<b>\$631.67</b>

**Please make cheques payable to: StrataPay plus your StrataPay Reference Number**  
Please make your payment in accordance with attached slip

**Payment Options**

- Tel: 1300 552 311  
Ref: 1336 3337 2
- www.stratamax.com.au  
Ref: 1336 3337 2
- Tel: 1300 552 311  
Ref: 1336 3337 2
- Biller Code: 74625  
Ref: 1336 3337 2
- Billpay Code: 9216  
Ref No: 1336 3337 289
- Make cheque payable to:  
StrataPay 1336 3337 2
- BSB: 067-970  
Account No: 1336 3337 2  
(Applies to this bill only)

**Telephone:** Call this number to pay by credit card using a land line or mobile phone. International: +613 8648 0158

**Internet:** Visit this website to make a secure credit card payment over the internet.

**Direct Debit:** Make auto payments directly from your nominated bank account or credit card. Go to www.stratapay.com/ddr to register.



**BPay:** Contact your participating financial institution to make a payment from your cheque or savings account using BPay.

**In Person:** Present this bill at any Post Office to make cash, cheque or debit card payments.

**Mail:** Send cheque with this slip by mail to: **StrataPay, Locked Bag 9 GCMC, Bundall Qld 9726 Australia**

**Internet Banking - EFT:** Use this BSB and Account Number to pay directly from your bank account in Australian Dollars (AUD).  
Account Name: StrataPay Bank: CBA, Sydney, Australia.



StrataPay Reference  
**1336 3337 2**

Amount **\$631.67** Due Date **01 Jan 22**

ADBC PTY LTD  
36357/02100004 Lot 4/4  
VSML Property Pty Ltd  
c/- Bees Nees City Realty  
36 Cordelia Street  
SOUTH BRISBANE QLD 4101



All payments made through StrataPay payment options are subject to User Terms and Conditions available at www.stratapay.com or by calling 1300 135 610 or email info@stratapay.com. By using the payment options provided by StrataPay you are taken to have read and understood these User Terms and Conditions prior to using StrataPay. Credit card acceptance is subject to notation above. Additional charges may apply

\*71 216 133633372 89

# AD BODY CORPORATE MANAGERS & CONSULTANTS

A.B.N. 70 010 452 212  
P: 07 3366 0600  
E: reception@adbodycorporate.com.au  
26 Brookes Street, Bowen Hills Qld 4006  
PO Box 516, Fortitude Valley Qld 4006



Body Corporate and Community Management Act 1997

## NOTICE OF CONTRIBUTIONS

ABN 29 714 238 391

VSML Property Pty Ltd  
c/- Bees Nees City Realty  
36 Cordelia Street  
SOUTH BRISBANE QLD 4101

Date of Notice	23 February 2022		
A/c No	4		
Lot No	4	Unit Number	4
Contrib Ent.	1		
Interest Ent.	1		

Body Corporate for

### Treetops At Dudley CTS 36357

Account	Period	Due Date	Amount	Discount	If paid by	Net Amount
Administrative Fund	01/04/22 to 30/06/22	01/04/22	410.00	0.00		410.00
Sinking Fund	01/04/22 to 30/06/22	01/04/22	328.00	0.00		328.00
<b>Totals</b>			<b>738.00</b>	<b>0.00</b>		<b>\$738.00</b>

**Please make cheques payable to: StrataPay plus your StrataPay Reference Number**  
Please make your payment in accordance with attached slip

#### Payment Options

Tel: 1300 552 311  
Ref: 1336 3337 2

Telephone: Call this number to pay by credit card using a land line or mobile phone. International: +613 8648 0158

VISA

www.stratamax.com.au  
Ref: 1336 3337 2

Internet: Visit this website to make a secure credit card payment over the internet.

MARQUEE

Tel: 1300 552 311  
Ref: 1336 3337 2

Direct Debit: Make auto payments directly from your nominated bank account or credit card. Go to www.stratapay.com/ddr to register.

INTERNET

Biller Code: 74625  
Ref: 1336 3337 2

BPay: Contact your participating financial institution to make a payment from your cheque or savings account using BPay.

Diners Club INTERNATIONAL

Billpay Code: 9216  
Ref No: 1336 3337 289

In Person: Present this bill at any Post Office to make cash, cheque or debit card payments.

Make cheque payable to:  
StrataPay 1336 3337 2

Mall: Send cheque with this slip by mail to: StrataPay, Locked Bag 9 GCMC, Bundall Qld 9726 Australia

BSB: 067-970  
Account No: 1336 3337 2  
(Applies to this bill only)

Internet Banking - EFT: Use this BSB and Account Number to pay directly from your bank account in Australian Dollars (AUD).  
Account Name: StrataPay Bank: CBA, Sydney, Australia.



StrataPay Reference

**1336 3337 2**

Amount  
**\$738.00**

Due Date  
**01 Apr 22**

ADBC PTY LTD  
36357/02100004 Lot 4/4

VSML Property Pty Ltd  
c/- Bees Nees City Realty  
36 Cordelia Street  
SOUTH BRISBANE QLD 4101

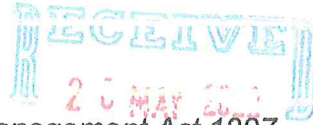


\*71 216 133633372 89



**AD BODY CORPORATE  
MANAGERS & CONSULTANTS**

A.B.N. 70 010 452 212  
P: 07 3366 0600  
E: reception@adbodycorporate.com.au  
26 Brookes Street, Bowen Hills Qld 4006  
PO Box 516, Fortitude Valley Qld 4006



Body Corporate and Community Management Act 1997

**NOTICE OF CONTRIBUTIONS**


ABN 29 714 238 391

VSML Property Pty Ltd  
c/- Bees Nees City Realty  
36 Cordelia Street  
SOUTH BRISBANE QLD 4101


Date of Notice	23 May 2022		
A/c No	4		
Lot No	4	Unit Number	4
Contrib Ent.	1		
Interest Ent.	1		

Body Corporate for						
<b>Treetops At Dudley CTS 36357</b>						
Account	Period	Due Date	Amount	Discount	If paid by	Net Amount
Administrative Fund	01/07/22 to 30/09/22	01/07/22	487.75	0.00		487.75
Sinking Fund	01/07/22 to 30/09/22	01/07/22	328.00	0.00		328.00
Balance of Previous Levies Issued			54.48			54.48
<b>Totals</b>			<b>870.23</b>	<b>0.00</b>		<b>\$870.23</b>
<b>Please make cheques payable to: StrataPay plus your StrataPay Reference Number</b>						
Please make your payment in accordance with attached slip						


**Payment Options**

- 


Tel: 1300 552 311  
Ref: 1336 3337 2

**Telephone:** Call this number to pay by credit card using a land line or mobile phone. International: +613 8648 0158
- 


www.stratamax.com.au  
Ref: 1336 3337 2

**Internet:** Visit this website to make a secure credit card payment over the internet.
- 


Tel: 1300 552 311  
Ref: 1336 3337 2

**Direct Debit:** Make auto payments directly from your nominated bank account or credit card. Go to www.stratapay.com/ddr to register.
- 

Bill Code: 74625  
Ref: 1336 3337 2

**BPay:** Contact your participating financial institution to make a payment from your cheque or savings account using BPay.
- 

Billpay Code: 9216  
Ref No: 1336 3337 289

**In Person:** Present this bill at any Post Office to make cash, cheque or debit card payments.
- 

Make cheque payable to:  
StrataPay 1336 3337 2

**Mail:** Send cheque with this slip by mail to: StrataPay, Locked Bag 9 GCMC, Bundall Qld 9726 Australia
- 

BSB: 067-970  
Account No: 1336 3337 2  
(Applies to this bill only)

**Internet Banking - EFT:** Use this BSB and Account Number to pay directly from your bank account in Australian Dollars (AUD).  
Account Name: StrataPay Bank: CBA, Sydney, Australia.



StrataPay Reference  
**1336 3337 2**

Amount **\$870.23** Due Date **01 Jul 22**

AD BODY CORP MANAGEMENT P/L  
36357/02100004 Lot 4/4  
VSML Property Pty Ltd  
c/- Bees Nees City Realty  
36 Cordelia Street  
SOUTH BRISBANE QLD 4101

All payments made through StrataPay payment options are subject to User Terms and Conditions available at www.stratapay.com or by calling 1300 135 610 or email info@stratapay.com. By using the payment options provided by StrataPay you are taken to have read and understood these User Terms and Conditions prior to using StrataPay. Credit card acceptance is subject to notation above. Additional charges may apply.



\*71 216 133633372 89

# 42110 - Property Expenses - Sundry Expenses

2022 Financial Year

Preparer Louise Barlow

Reviewer Sam Greco

Status Ready for Review

Account Code	Description	CY Balance	LY Balance	Change
VSMLDUDLEY	4/14 Dudley Street, Annerley QLD	\$458.70	\$79.00	480.63%
<b>TOTAL</b>		<b>CY Balance</b>	<b>LY Balance</b>	
		\$458.70	\$79.00	

## Supporting Documents

- General Ledger [Report](#)

## Standard Checklist

- Attach Agent statements (either monthly or annual)
- Attach any other statements, notices or invoices

## VSML Futures Super Fund

# General Ledger

As at 30 June 2022

Transaction Date	Description	Units	Debit	Credit	Balance \$
<b>Property Expenses - Sundry Expenses (42110)</b>					
4/14 Dudley Street, Annerley QLD (VSMLDUDLEY)					
30/06/2022	Gross up Rental Income - Expenses paid by Real Estate		458.70		458.70 DR
			<b>458.70</b>		<b>458.70 DR</b>
<b>Total Debits:</b>	<b>458.70</b>				
<b>Total Credits:</b>	<b>0.00</b>				

# 42150 - Property Expenses - Water Rates

2022 Financial Year

Preparer Louise Barlow

Reviewer Sam Greco

Status Ready for Review

Account Code	Description	CY Balance	LY Balance	Change
VSMLDUDLEY	4/14 Dudley Street, Annerley QLD	\$1,540.72	\$1,458.37	5.65%
<b>TOTAL</b>		<b>CY Balance</b>	<b>LY Balance</b>	
		\$1,540.72	\$1,458.37	

## Supporting Documents

- General Ledger [Report](#)
- RP - Water.pdf

## Standard Checklist

- Attach Agent statements (either monthly or annual)
- Attach any other statements, notices or invoices

## VSML Futures Super Fund

# General Ledger

As at 30 June 2022

Transaction Date	Description	Units	Debit	Credit	Balance \$
<b>Property Expenses - Water Rates (42150)</b>					
4/14 Dudley Street, Annerley QLD (VSMLDUDLEY)					
30/06/2022	Gross up Rental Income - Expenses paid by Real Estate		1,540.72		1,540.72 DR
			<b>1,540.72</b>		<b>1,540.72 DR</b>

**Total Debits: 1,540.72**

**Total Credits: 0.00**

**Water and Sewerage  
Quarterly Account**



QUUR09\_A4A01/E-29/S-29/I-57/035  
VSML PROPERTY PTY LTD  
C/-BEES NEES  
36 CORDELIA STREET  
SOUTH BRISBANE QLD 4101

3022476  
1046 2476  
51

Customer reference number	10 1046 2476 0000 1
Bill number	1046 2476 60
Date issued	20/08/2021
<b>Total due</b>	<b>\$375.85</b>
<b>Current charges due-date</b>	<b>21/09/2021</b>

**Property Location:** TREETOPS AT DUDLEY 4  
14 DUDLEY STREET  
ANNERLEY 4103

**Your water usage**

Water usage (kL) 48.50  
Days charged 84

**Average daily water usage (litres)**

Current period 577  
Same period last year 474

**Account Summary** Period 18/05/2021 - 09/08/2021

**Your Last Account**

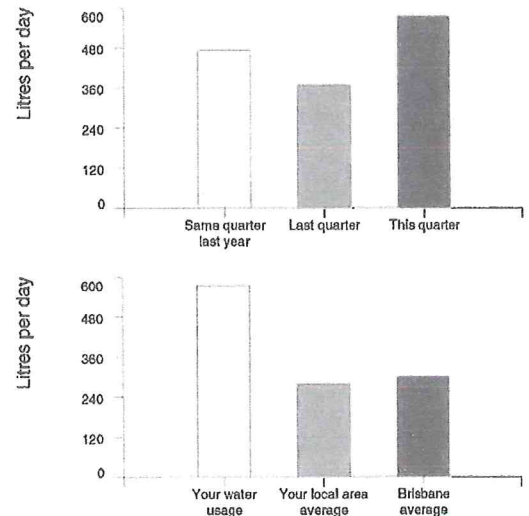

Amount Billed \$241.84  
Amount Paid \$241.84CR

**Your Current Account**

Balance \$0.00  
Current Charges \$375.85

**Total Due \$375.85**

*If full payment is not received by the due date, a compounding interest of 8.03% per annum will accrue daily on any amount owing.*

**eBills make tax time easy. Cut down on clutter. Make the switch now.**

SCAN ME

**Payment options**

- Direct debit**  
To arrange automatic payment from your bank account, visit [www.urbanutilities.com.au/directdebit](http://www.urbanutilities.com.au/directdebit)
- Telephone and internet banking - BPAY®**  
Contact your bank or financial institution to make this payment from your cheque, savings, credit card, debit or transaction account.  
BPAY View® View and pay this bill using internet banking.  
More info: [www.bpay.com.au](http://www.bpay.com.au)  
® Registered to BPAY Pty Ltd ABN 69 079 137 518
- Internet**  
Pay your account online using MasterCard or Visa credit card at [www.urbanutilities.com.au/creditcard](http://www.urbanutilities.com.au/creditcard)  
Payment by credit card will incur a 0.51% surcharge. We accept Mastercard or Visa credit cards.

**By phone**  
Call 1300 123 141 to pay your account using your MasterCard or Visa card\*.

**Mail**  
Tear off this slip and return with your cheque payment to Queensland Urban Utilities PO Box 963, Parramatta, NSW 2124

**In person**  
Pay in person at Australia Post with cash, cheque, money order, debit card or any branch of the Commonwealth Bank with cash or cheque.

**By Mobile -** Download the free Snip® mobile app, create your account and scan the circular QR code over the page to pay. Snip payments can be used with Visa and MasterCard cards\*. Snip is not available for iPads or tablets.

Amount paid

Date paid

Receipt number

**RECEIVED**  
24 NOV 2021  
Water and Sewerage  
Quarterly Account

BY: .....



QUUR96\_A4A01/E-18/S-21/I-41/035  
VSML PROPERTY PTY LTD  
C/-BEES NEES  
36 CORDELIA STREET  
SOUTH BRISBANE QLD 4101

Property Location: TREETOPS AT DUDLEY 4  
14 DUDLEY STREET  
ANNERLEY 4103

Customer reference number	10 1046 2476 0000 1
Bill number	1046 2476 61
Date issued	25/11/2021
<b>Total due</b>	<b>\$403.83</b>
<b>Current charges due date</b>	<b>27/12/2021</b>

**Your water usage**

Water usage (kL) 49  
Days charged 94

*Average daily water usage (litres)*

Current period 521  
Same period last year 433

**Account Summary** Period 10/08/2021 - 11/11/2021

**Your Last Account**

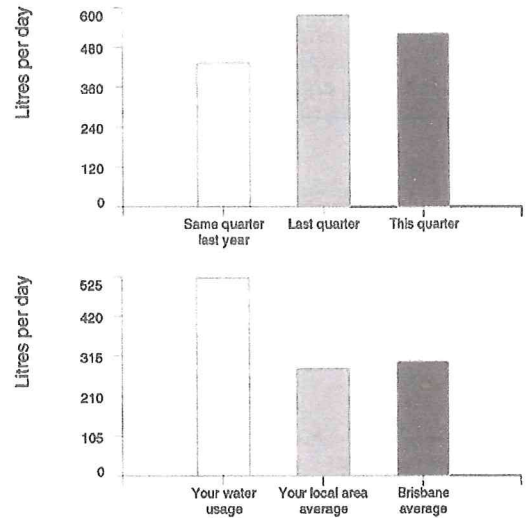
Amount Billed \$375.85  
Amount Paid \$375.85CR

**Your Current Account**

Balance \$0.00  
Current Charges \$403.83

**Total Due \$403.83**

*If full payment is not received by the due date, a compounding interest of 8.03% per annum will accrue daily on any amount owing.*



**WATER RESTRICTIONS ARE PART OF OUR PLAN AS OUR DAM LEVELS CONTINUE TO DROP.**

Find out more at [urbanutilities.com.au/restrictions](http://urbanutilities.com.au/restrictions)

**Payment options**

**Direct debit**

To arrange automatic payment from your bank account, visit [www.urbanutilities.com.au/directdebit](http://www.urbanutilities.com.au/directdebit)

**Telephone and internet banking – BPAY®**

Contact your bank or financial institution to make this payment from your cheque, savings, credit card, debit or transaction account. BPAY View® View and pay this bill using Internet banking. More info: [www.bpay.com.au](http://www.bpay.com.au)

® Registered to BPAY Pty Ltd ABN 69 079 137 518

**Internet**

Pay your account online using MasterCard or Visa credit card at [www.urbanutilities.com.au/creditcard](http://www.urbanutilities.com.au/creditcard) Payment by credit card will incur a 0.51% surcharge. We accept Mastercard or Visa credit cards.



**By phone**

Call 1300 123 141 to pay your account using your MasterCard or Visa card\*.



**Mail**

Tear off this slip and return with your cheque payment to Queensland Urban Utilities PO Box 963, Parramatta, NSW 2124



**In person**

Pay in person at Australia Post with cash, cheque, money order, debit card or any branch of the Commonwealth Bank with cash or cheque.



**By Mobile** - Download the free Sniiip® mobile app, create your account and scan the circular QR code over the page to pay. Sniiip payments can be used with Visa and MasterCard cards\*. Sniiip is not available for iPads or tablets.

Amount paid

Date paid

Receipt number





Urban Utilities  
ABN 86 673 835 011

Account Enquiries 13 26 57  
Faults and Emergencies 13 23 64  
www.urbanutilities.com.au

RECEIVED  
2 MAR 2022  
Water and Sewerage  
Quarterly Account

BY: .....



QUUR54\_A4A01/E-33/S-33/I-65/035  
VSML PROPERTY PTY LTD  
C/-BEES NEES  
36 CORDELIA STREET  
SOUTH BRISBANE QLD 4101

Property Location: TREETOPS AT DUDLEY 4  
14 DUDLEY STREET  
ANNERLEY 4103

Customer reference number	10 1046 2476 0000 1
Bill number	1046 2476 62
Date issued	28/02/2022
<b>Total due</b>	<b>\$349.58</b>
<b>Current charges due date</b>	<b>30/03/2022</b>

Your water usage

Water usage (kL) 34.13  
Days charged 96

Average daily water usage (litres)

Current period 356  
Same period last year 383

Account Summary Period 12/11/2021 - 15/02/2022

Your Last Account

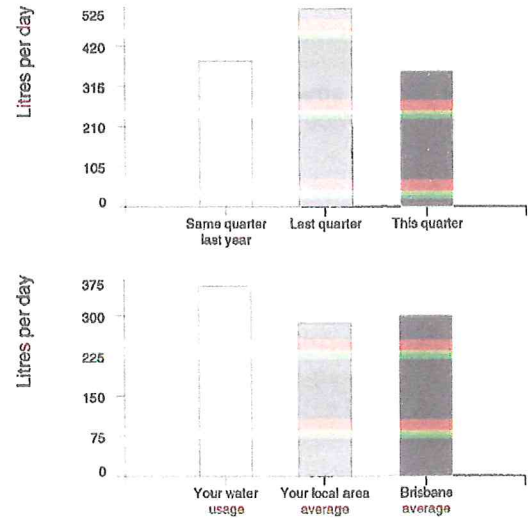
Amount Billed \$403.83  
Amount Paid \$403.83CR

Your Current Account

Balance \$0.00  
Current Charges \$349.58

**Total Due \$349.58**

*If full payment is not received by the due date, a compounding interest of 8.03% per annum will accrue daily on any amount owing.*



MAKE THIS YEAR H2O-22

Scan the QR code to find out how you can make H2O-22 the year you become more mindful of water use.



Payment options

**Direct debit**  
To arrange automatic payment from your bank account, visit [www.urbanutilities.com.au/directdebit](http://www.urbanutilities.com.au/directdebit)

**Telephone and internet banking – BPAY®**  
Contact your bank or financial institution to make this payment from your cheque, savings, credit card, debit or transaction account.  
BPAY View® View and pay this bill using Internet banking.  
More info: [www.bpay.com.au](http://www.bpay.com.au)  
® Registered to BPAY Pty Ltd ABN 69 079 137 518

**Internet**  
Pay your account online using MasterCard or Visa credit card at [www.urbanutilities.com.au/creditcard](http://www.urbanutilities.com.au/creditcard)  
Payment by credit card will incur a 0.51% surcharge. We accept Mastercard or Visa credit cards.

**By phone**  
Call 1300 123 141 to pay your account using your MasterCard or Visa card\*.

**Mail**  
Tear off this slip and return with your cheque payment to Queensland Urban Utilities PO Box 963, Parramatta, NSW 2124

**In person**  
Pay in person at Australia Post with cash, cheque, money order, debit card or any branch of the Commonwealth Bank with cash or cheque.

**By Mobile** - Download the free Sniip® mobile app, create your account and scan the circular QR code over the page to pay. Sniip payments can be used with Visa and MasterCard cards\*. Sniip is not available for iPads or tablets.

Amount paid

Date paid

Receipt number





Urban Utilities  
ABN 86 673 835 011

Account Enquiries 13 26 57  
Faults and Emergencies 13 23 64  
www.urbanutilities.com.au

**Water and Sewerage  
Quarterly Account**

RECEIVED  
17 JUN 2022

BY: \_\_\_\_\_



QUUR89\_A4A01/E-2031/S-2049/I-4097/035  
VSML PROPERTY PTY LTD  
C/-BEES NEES  
36 CORDELIA STREET  
SOUTH BRISBANE QLD 4101

**Property Location:** TREETOPS AT DUDLEY 4  
14 DUDLEY STREET  
ANNERLEY 4103

Customer reference number	10 1046 2476 0000 1
Bill number	1046 2476 63
Date issued	20/06/2022
<b>Total due</b>	<b>\$411.46</b>
<b>Current charges due date</b>	<b>20/07/2022</b>

**Your water usage**

Water usage (kL) 41.25  
Days charged 111

**Average daily water usage (litres)**

Current period 372  
Same period last year 370

**Account Summary** Period 16/02/2022 - 06/06/2022

**Your Last Account**

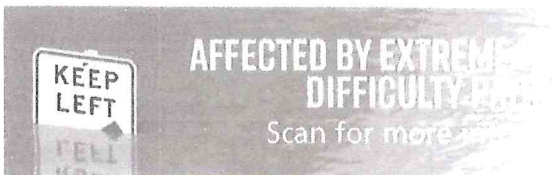
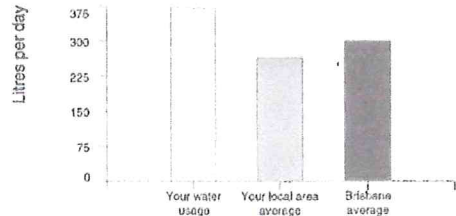

Amount Billed \$349.58  
Amount Paid \$349.58CR

**Your Current Account**

Balance \$0.00  
Current Charges \$411.46

**Total Due \$411.46**

*If full payment is not received by the due date, a compounding interest of 8.03% per annum will accrue daily on any amount owing.*



RS0-20

**Payment options**

- Direct debit**  
To arrange automatic payment from your bank account, visit [www.urbanutilities.com.au/directdebit](http://www.urbanutilities.com.au/directdebit)
- Telephone and internet banking – BPAY®**  
Contact your bank or financial institution to make this payment from your cheque, savings, credit card, debit or transaction account.  
BPAY View® View and pay this bill using internet banking.  
More info: [www.bpay.com.au](http://www.bpay.com.au)  
® Registered to BPAY Pty Ltd ABN 69 079 137 518
- Internet**  
Pay your account online using MasterCard or Visa credit card at [www.urbanutilities.com.au/creditcard](http://www.urbanutilities.com.au/creditcard)  
Payment by credit card will incur a 0.51% surcharge. We accept Mastercard or Visa credit cards.

- By phone**  
Call 1300 123 141 to pay your account using your MasterCard or Visa card®.
- Mail**  
Tear off this slip and return with your cheque payment to Queensland Urban Utilities PO Box 963, Parramatta, NSW 2124
- In person**  
Pay in person at Australia Post with cash, cheque, money order, debit card or any branch of the Commonwealth Bank with cash or cheque.
- By Mobile** - Download the free Sniiip® mobile app, create your account and scan the circular QR code over the page to pay. Sniiip payments can be used with Visa and MasterCard cards®. Sniiip is not available for iPads or tablets.

Amount paid

Date paid

Receipt number

# 48500 - Income Tax Expense

2022 Financial Year

**Preparer** Louise Barlow

**Reviewer** Sam Greco

**Status** Ready for Review

Account Code	Description	CY Balance	LY Balance	Change
48500	Income Tax Expense	\$202.37	(\$2,901.32)	(106.98)%
<b>TOTAL</b>		<b>CY Balance</b>	<b>LY Balance</b>	
		\$202.37	(\$2,901.32)	

## Supporting Documents

No supporting documents

# 49000 - Profit/Loss Allocation Account

2022 Financial Year

**Preparer** Louise Barlow

**Reviewer** Sam Greco

**Status** Ready for Review

Account Code	Description	CY Balance	LY Balance	Change
49000	Profit/Loss Allocation Account	\$93,551.99	\$187,403.08	(50.08)%
<b>TOTAL</b>		<b>CY Balance</b>	<b>LY Balance</b>	
		\$93,551.99	\$187,403.08	

## Supporting Documents

No supporting documents

# 50000 - Members

2022 Financial Year

Preparer Louise Barlow

Reviewer Sam Greco

Status Ready for Review

Account Code	Description	Opening Balance	Contribution Income	Earnings	Member Payments	Tax & Fees	Closing Balance	Change
DE VER00001A	De Carne, Veronique - Accumulation (Accumulation)	(\$379,604.29)		(\$49,420.98)		\$3,367.14	(\$425,658.13)	12.13%
PARSTE00001A	Parker, Stephen - Accumulation (Accumulation)	(\$5,234.86)	(\$7,930.00)	(\$884.52)		\$1,249.76	(\$12,799.62)	144.51%
PARSTE00002P	Parker, Stephen - Pension (Transition to Retirement Pension)	(\$396,493.38)		(\$51,362.84)	\$7,930.00	\$3,499.45	(\$436,426.77)	10.07%
<b>TOTAL</b>		<b>Opening Balance</b>	<b>Contribution Income</b>	<b>Earnings</b>	<b>Member Payments</b>	<b>Tax &amp; Fees</b>	<b>Closing Balance</b>	
		(\$781,332.53)	(\$7,930.00)	(\$101,668.34)	\$7,930.00	\$8,116.35	(\$874,884.52)	

## Supporting Documents

- Members Summary [Report](#)
- Members Statements [Report](#)

## Standard Checklist

Attach copies of Members Statements

# VSML Futures Super Fund

## Members Statement

Stephen Wayne Parker  
 132 Appleby Road  
 Stafford Heights, Queensland, 4053, Australia

### Your Details

Date of Birth : Provided  
 Age: 62  
 Tax File Number: Provided  
 Date Joined Fund: 01/07/2015  
 Service Period Start Date: 09/04/2014  
 Date Left Fund:  
 Member Code: PARSTE00001A  
 Account Start Date: 01/07/2015  
 Account Phase: Accumulation Phase  
 Account Description: Accumulation

Nominated Beneficiaries: N/A  
 Nomination Type: N/A  
 Vested Benefits: 12,799.62  
 Total Death Benefit: 12,799.62

### Your Balance

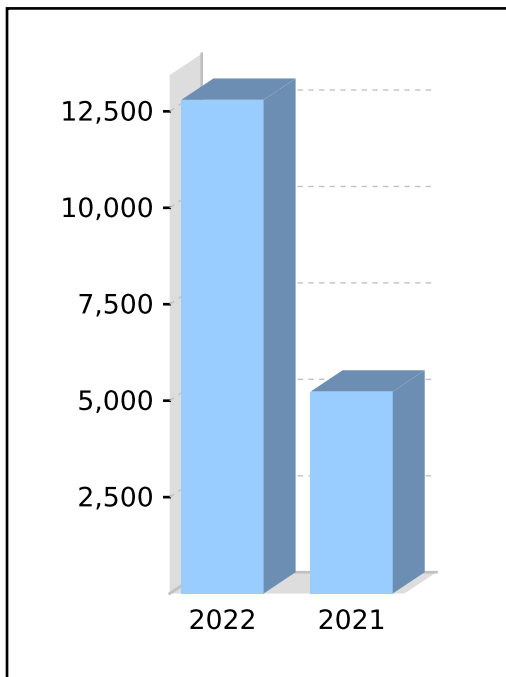
Total Benefits 12,799.62

Preservation Components

Preserved 12,799.62  
 Unrestricted Non Preserved  
 Restricted Non Preserved

Tax Components

Tax Free  
 Taxable 12,799.62



### Your Detailed Account Summary

	This Year
Opening balance at 01/07/2021	5,234.86
<u>Increases to Member account during the period</u>	
Employer Contributions	
Personal Contributions (Concessional)	7,930.00
Personal Contributions (Non Concessional)	
Government Co-Contributions	
Other Contributions	
Proceeds of Insurance Policies	
Transfers In	
Net Earnings	884.52
Internal Transfer In	
<u>Decreases to Member account during the period</u>	
Pensions Paid	
Contributions Tax	1,189.50
Income Tax	60.26
No TFN Excess Contributions Tax	
Excess Contributions Tax	
Refund Excess Contributions	
Division 293 Tax	
Insurance Policy Premiums Paid	
Management Fees	
Member Expenses	
Benefits Paid/Transfers Out	
Superannuation Surcharge Tax	
Internal Transfer Out	
Closing balance at 30/06/2022	12,799.62

# VSML Futures Super Fund

## Members Statement

Stephen Wayne Parker  
 132 Appleby Road  
 Stafford Heights, Queensland, 4053, Australia

### Your Details

Date of Birth :	Provided	Nominated Beneficiaries:	N/A
Age:	62	Nomination Type:	N/A
Tax File Number:	Provided	Vested Benefits:	436,426.77
Date Joined Fund:	01/07/2015	Total Death Benefit:	436,426.77
Service Period Start Date:	09/04/2014		
Date Left Fund:			
Member Code:	PARSTE00002P		
Account Start Date:	01/07/2019		
Account Phase:	Accumulation Phase		
Account Description:	Transition to Retirement Pension		

### Your Balance

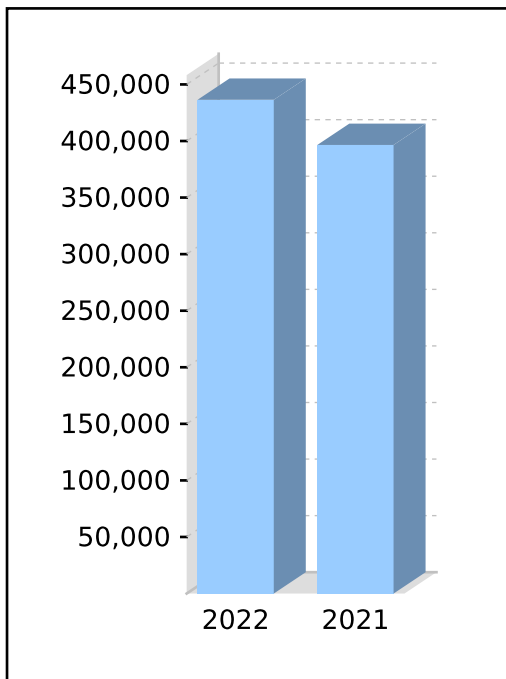
Total Benefits 436,426.77

#### Preservation Components

Preserved 436,426.77  
 Unrestricted Non Preserved  
 Restricted Non Preserved

#### Tax Components

Tax Free (11.44%) 49,908.85  
 Taxable 386,517.92



### Your Detailed Account Summary

	This Year
Opening balance at 01/07/2021	396,493.38
<u>Increases to Member account during the period</u>	
Employer Contributions	
Personal Contributions (Concessional)	
Personal Contributions (Non Concessional)	
Government Co-Contributions	
Other Contributions	
Proceeds of Insurance Policies	
Transfers In	
Net Earnings	51,362.84
Internal Transfer In	
<u>Decreases to Member account during the period</u>	
Pensions Paid	7,930.00
Contributions Tax	
Income Tax	3,499.45
No TFN Excess Contributions Tax	
Excess Contributions Tax	
Refund Excess Contributions	
Division 293 Tax	
Insurance Policy Premiums Paid	
Management Fees	
Member Expenses	
Benefits Paid/Transfers Out	
Superannuation Surcharge Tax	
Internal Transfer Out	
Closing balance at 30/06/2022	436,426.77

# VSML Futures Super Fund

## Members Statement

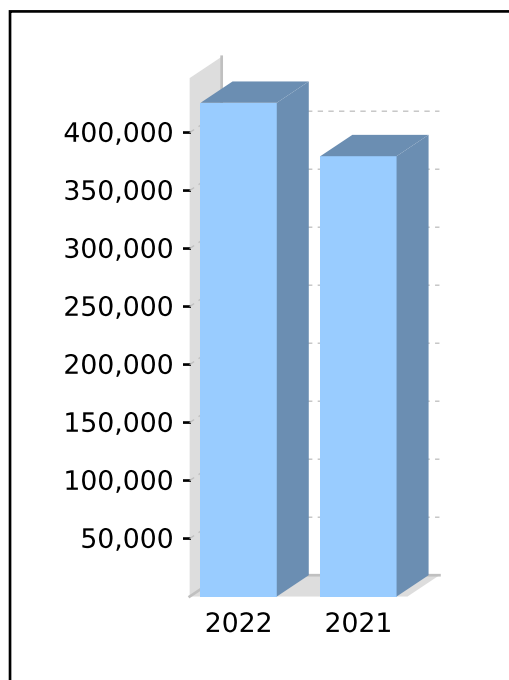
Veronique Sophie De Carne  
 132 Appleby Road  
 Stafford Heights, Queensland, 4053, Australia

### Your Details

Date of Birth :	Provided	Nominated Beneficiaries:	N/A
Age:	58	Nomination Type:	N/A
Tax File Number:	Provided	Vested Benefits:	425,658.13
Date Joined Fund:	09/05/2014	Total Death Benefit:	425,658.13
Service Period Start Date:	09/05/2014		
Date Left Fund:			
Member Code:	DE VER00001A		
Account Start Date:	09/05/2014		
Account Phase:	Accumulation Phase		
Account Description:	Accumulation		

### Your Balance

Total Benefits	425,658.13
<u>Preservation Components</u>	
Preserved	418,883.79
Unrestricted Non Preserved	
Restricted Non Preserved	6,774.34
<u>Tax Components</u>	
Tax Free	34,086.02
Taxable	391,572.11



### Your Detailed Account Summary

	This Year
Opening balance at 01/07/2021	379,604.29
<u>Increases to Member account during the period</u>	
Employer Contributions	
Personal Contributions (Concessional)	
Personal Contributions (Non Concessional)	
Government Co-Contributions	
Other Contributions	
Proceeds of Insurance Policies	
Transfers In	
Net Earnings	49,420.98
Internal Transfer In	
<u>Decreases to Member account during the period</u>	
Pensions Paid	
Contributions Tax	
Income Tax	3,367.14
No TFN Excess Contributions Tax	
Excess Contributions Tax	
Refund Excess Contributions	
Division 293 Tax	
Insurance Policy Premiums Paid	
Management Fees	
Member Expenses	
Benefits Paid/Transfers Out	
Superannuation Surcharge Tax	
Internal Transfer Out	
Closing balance at 30/06/2022	425,658.13



VSML Futures Super Fund  
**Members Summary**

As at 30 June 2022

Opening Balances	Increases				Decreases					Closing Balance	
	Contributions	Transfers In	Net Earnings	Insurance Proceeds	Pensions Paid	Contributions Tax	Taxes Paid	Benefits Paid/ Transfers Out	Insurance Premiums		Member Expenses
<b>Stephen Wayne Parker (Age: 62)</b>											
PARSTE00001A - Accumulation											
5,234.86	7,930.00		884.52			1,189.50	60.26				12,799.62
PARSTE00002P - Transition to Retirement Pension - Tax Free: 11.44%											
396,493.38			51,362.84		7,930.00		3,499.45				436,426.77
<b>401,728.24</b>	<b>7,930.00</b>		<b>52,247.36</b>		<b>7,930.00</b>	<b>1,189.50</b>	<b>3,559.71</b>				<b>449,226.39</b>
<b>Veronique Sophie De Carne (Age: 58)</b>											
DE VER00001A - Accumulation											
379,604.29			49,420.98				3,367.14				425,658.13
<b>379,604.29</b>			<b>49,420.98</b>				<b>3,367.14</b>				<b>425,658.13</b>
<b>781,332.53</b>	<b>7,930.00</b>		<b>101,668.34</b>		<b>7,930.00</b>	<b>1,189.50</b>	<b>6,926.85</b>				<b>874,884.52</b>

# 60400 - Bank Accounts

2022 Financial Year

**Preparer** Louise Barlow

**Reviewer** Sam Greco

**Status** Ready for Review

Account Code	Description	CY Balance	LY Balance	Change
SGP650482136	VSML Futures Super Fund	\$28,193.00	\$17,169.90	64.2%
<b>TOTAL</b>		<b>CY Balance</b>	<b>LY Balance</b>	
		\$28,193.00	\$17,169.90	

## Supporting Documents

- Bank Statement Report [Report](#)
- BS - Cash Connect.pdf [SGP650482136](#)

## Standard Checklist

- Attach Copies of Bank Statements
- Attach copy of Bank Statement Report
- Ensure all Balances match Statement Balances at June 30
- Ensure all Transactions have been entered

**VSML Futures Super Fund**  
**Bank Statement Report**

For The Period 01 July 2021 to 30 June 2022

**Chart Code:** 60400 / SGP650482136

**Account Name:** VSML Futures Super Fund

**BSB and Account Number:** 336095 650482136

**Opening Balance** - **Total Debits** + **Total Credits** = **Closing Balance**  
 \$ 17,169.90 \$ 310,286.74 \$ 321,309.84 \$ 28,193.00

**Data Feed Used**

AdviserNET - Asgard

Date	Description	Debit \$	Credit \$	Ledger Balance \$	Statement Balance \$	Variance \$
01/07/2021	Opening Balance			17,169.90		
01/07/2021	A071/00676204 ANZ DIVIDEND [System Matched Income Data]		525.00	17,694.90		
02/07/2021	S00065372380 ARISTOCRAT DIV [System Matched Income Data]		61.80	17,756.70		
02/07/2021	DV221/01103611 NAB INTERIM DIV [System Matched Income Data]		251.40	18,008.10		
02/07/2021	001261064544 MQG FNL DIV [System Matched Income Data]		288.10	18,296.20		
09/07/2021	Bees Nees REMITTER		565.86	18,862.06		
13/07/2021	168959434 Admin Fee	134.18		18,727.88		
13/07/2021	168959433 Adviser Fee	440.00		18,287.88		
15/07/2021	169103903 Distribution		1,457.21	19,745.09		
15/07/2021	169102797 Distribution		1,964.34	21,709.43		
16/07/2021	169154278 Distribution		175.98	21,885.41		
16/07/2021	169150031 Distribution		1,837.74	23,723.15		
16/07/2021	1081438 AdviceFee Refund		4,472.16	28,195.31		
20/07/2021	169248554 Distribution		23.61	28,218.92		
21/07/2021	169303731 Distribution		383.65	28,602.57		
22/07/2021	169350857 Distribution		201.89	28,804.46		
23/07/2021	Bees Nees REMITTER		227.44	29,031.90		

**VSML Futures Super Fund**

**Bank Statement Report**

For The Period 01 July 2021 to 30 June 2022

<b>Date</b>	<b>Description</b>	<b>Debit \$</b>	<b>Credit \$</b>	<b>Ledger Balance \$</b>	<b>Statement Balance \$</b>	<b>Variance \$</b>
23/07/2021	169403523 Distribution		2,011.21	31,043.11		
23/07/2021	BALANCE BROUGHT FORWARD LOAN INSTALMENT TO A/C 733740102	1,798.06		29,245.05		
28/07/2021	169486052 Distribution		2,255.22	31,500.27		
31/07/2021	INTEREST ALLOWED FROM 01JUL21 TO 31JUL21		6.41	31,506.68		
02/08/2021	169538043 Distribution		29.83	31,536.51		
06/08/2021	Bees Nees REMITTER		724.10	32,260.61		
10/08/2021	169734647 Admin Fee	137.73		32,122.88		
18/08/2021	Adviser Fee 169906097	440.00		31,682.88		
18/08/2021	Distribution		40.69	31,723.57		
20/08/2021	Unit 4/ 14 Dudley REMITTER		256.54	31,980.11		
24/08/2021	Loan Instalment Parker From A/C 65-048-2136 [LOAN INSTALMENT TO A/C 733740102]	1,798.06		30,182.05		
25/08/2021	AUG21/00825491 JHG DIVIDEND [System Matched Income Data]		118.43	30,300.48		
26/08/2021	170032538 Reg Change Levy	21.34		30,279.14		
31/08/2021	INTEREST ALLOWED FROM 01AUG21 TO 31AUG21		8.26	30,287.40		
08/09/2021	170267691 Admin Fee	140.59		30,146.81		
08/09/2021	170267690 Adviser Fee	440.00		29,706.81		
09/09/2021	170356654 1081438 CASHT RF TRN:03491919	2,932.00		26,774.81		
09/09/2021	170356652 1081438 CASHT RF TRN:03491918	3,017.00		23,757.81		
09/09/2021	170356650 1081438 CASHT RF TRN:03491917	19,153.00		4,604.81		
10/09/2021	BALANCE BROUGHT FORWARD 170354022 Distribution		40.49	4,645.30		
16/09/2021	Investment Trans 170356646		8,653.00	13,298.30		

**VSML Futures Super Fund**

**Bank Statement Report**

For The Period 01 July 2021 to 30 June 2022

Date	Description	Debit \$	Credit \$	Ledger Balance \$	Statement Balance \$	Variance \$
16/09/2021	Investment Trans		16,899.55	30,197.85		
17/09/2021	Unit 4 / 14 Dudley REMITTER		703.94	30,901.79		
17/09/2021	170460411 1081438 CASHT RF TRN:03495432	15,322.00		15,579.79		
21/09/2021	AF384/01124985 BHP GROUP DIV [System Matched Income Data]		2,821.17	18,400.96		
22/09/2021	001263031329 SUN FNL&SPC DIV [System Matched Income Data]		206.88	18,607.84		
23/09/2021	SEP21/00828801 RESMED DIVIDEND		21.47	18,629.31		
23/09/2021	S00065372380 AMPOLLTD [System Matched Income Data]		135.72	18,765.03		
23/09/2021	001265035767 TLS FNL DIV [System Matched Income Data]		230.56	18,995.59		
24/09/2021	FPA21/00846607 QBE DIVIDEND [System Matched Income Data]		127.71	19,123.30		
24/09/2021	INT21/00620661 WOODSIDE [System Matched Income Data]		208.86	19,332.16		
24/09/2021	Loan Instalment Parker From A/C 65-048-2136 [LOAN INSTALMENT TO A/C 733740102]	1,798.06		17,534.10		
28/09/2021	SEP21/00863847 AMCOR PLC DIV [System Matched Income Data]		135.25	17,669.35		
29/09/2021	001263544834 CBA FNL DIV [System Matched Income Data]		764.00	18,433.35		
30/09/2021	S00065372380 RHC Dividend [System Matched Income Data]		116.39	18,549.74		
30/09/2021	SEP21/00978967 MEDIBANK DIV 7 [System Matched Income Data]		55.20	18,604.94		
30/09/2021	AUD21/01018949 CSL LTD DIVIDEND [System Matched Income Data]		144.66	18,749.60		
30/09/2021	INTEREST ALLOWED FROM 01SEP21 TO 30SEP21		4.65	18,754.25		
01/10/2021	Unit 4/ 14 Dudley REMITTER		733.22	19,487.47		
01/10/2021	001267918424 LSF DIVIDEND [System Matched Income Data]		525.00	20,012.47		
07/10/2021	FIN21/01061579 WESFARMERS LTD [System Matched Income Data]		225.00	20,237.47		
12/10/2021	170835711 Admin Fee	137.36		20,100.11		

**VSML Futures Super Fund****Bank Statement Report**

For The Period 01 July 2021 to 30 June 2022

Date	Description	Debit \$	Credit \$	Ledger Balance \$	Statement Balance \$	Variance \$
12/10/2021	170835710 Adviser Fee	440.00		19,660.11		
14/10/2021	170952183 Distribution		323.81	19,983.92		
14/10/2021	Unit 4 / 14 Dudley REMITTER		251.72	20,235.64		
18/10/2021	171014423 Distribution		47.82	20,283.46		
25/10/2021	Loan Instalment Parker From A/C 65-048-2136 [LOAN INSTALMENT TO A/C 733740102]	1,798.06		18,485.40		
28/10/2021	171205397 Distribution		42.79	18,528.19		
28/10/2021	Unit 4/ 14 Dudley REMITTER		725.98	19,254.17		
31/10/2021	INTEREST ALLOWED FROM 01OCT21 TO 31OCT21		5.22	19,259.39		
09/11/2021	171394489 Admin Fee	141.98		19,117.41		
09/11/2021	171394488 Adviser Fee	440.00		18,677.41		
12/11/2021	Unit 4 / 14 Dudley REMITTER		738.72	19,416.13		
19/11/2021	S00065372380 Aristocrat Right		99.75	19,515.88		
23/11/2021	171615370 Distribution		47.94	19,563.82		
24/11/2021	NOV21/00824546 JHG DIVIDEND [System Matched Income Data]		118.57	19,682.39		
24/11/2021	Loan Instalment Parker From A/C 65-048-2136 [LOAN INSTALMENT TO A/C 733740102]	1,798.06		17,884.33		
30/11/2021	INTEREST ALLOWED FROM 01NOV21 TO 30NOV21		4.83	17,889.16		
02/12/2021	RCA21/01171609 WESFARMERS LTD [Return of Capital: \$2 per unit]		500.00	18,389.16		
08/12/2021	BPAY 2296030903399 ASIC	276.00		18,113.16		
08/12/2021	INTERNET WITHDRAWAL VSML 209385	240.00		17,873.16		
09/12/2021	171805807 Admin Fee	139.53		17,733.63		
09/12/2021	171805806 Adviser Fee	440.00		17,293.63		

**VSML Futures Super Fund****Bank Statement Report**

For The Period 01 July 2021 to 30 June 2022

Date	Description	Debit \$	Credit \$	Ledger Balance \$	Statement Balance \$	Variance \$
10/12/2021	Unit 4, / 14 Dudley REMITTER		344.70	17,638.33		
14/12/2021	DEC21/00863757 AMCOR PLC DIV [System Matched Income Data]		135.92	17,774.25		
14/12/2021	001269903585 MQG ITM DIV [System Matched Income Data]		233.92	18,008.17		
15/12/2021	DV222/00591620 NAB FINAL DIV [System Matched Income Data]		280.73	18,288.90		
16/12/2021	171953149 Distribution		47.89	18,336.79		
16/12/2021	DEC21/00828752 RESMED DIVIDEND		21.04	18,357.83		
16/12/2021	A072/00667253 ANZ DIVIDEND [System Matched Income Data]		540.00	18,897.83		
17/12/2021	Unit 4/14 Dudley REMITTER		32.08	18,929.91		
17/12/2021	S00065372380 ARISTOCRAT DIV [System Matched Income Data]		107.12	19,037.03		
17/12/2021	DEC21/00812906 JAMES HARDIE IND		372.41	19,409.44		
17/12/2021	BALANCE BROUGHT FORWARD 001269380241 WBC DIVIDEND		468.60	19,878.04		
22/12/2021	INTERNET WITHDRAWAL VSML tax return	2,970.00		16,908.04		
24/12/2021	Unit 4 / 14 Dudley REMITTER		694.73	17,602.77		
24/12/2021	Loan Instalment Parker From A/C 65-048-2136 [LOAN INSTALMENT TO A/C 733740102]	1,798.06		15,804.71		
31/12/2021	INTEREST ALLOWED FROM 01DEC21 TO 31DEC21		4.64	15,809.35		
05/01/2022	BT CorpActions Rem Westpac Banking		759.57	16,568.92		
07/01/2022	Unit 4 / 14 Dudley REMITTER		34.22	16,603.14		
11/01/2022	172222148 Admin Fee	142.40		16,460.74		
11/01/2022	172222147 Adviser Fee	440.00		16,020.74		
14/01/2022	172357628 Distribution		47.67	16,068.41		
14/01/2022	172372159 Distribution		76.43	16,144.84		

**VSML Futures Super Fund****Bank Statement Report**

For The Period 01 July 2021 to 30 June 2022

Date	Description	Debit \$	Credit \$	Ledger Balance \$	Statement Balance \$	Variance \$
21/01/2022	Unit 4 / 14 Dudley REMITTER		352.31	16,497.15		
24/01/2022	172576569 Distribution		1.95	16,499.10		
24/01/2022	Loan Instalment Parker From A/C 65-048-2136 [LOAN INSTALMENT TO A/C 733740102]	1,798.06		14,701.04		
25/01/2022	172610180 Distribution		47.75	14,748.79		
31/01/2022	INTEREST ALLOWED FROM 01JAN22 TO 31JAN22		4.17	14,752.96		
03/02/2022	ATO004000015741348 ATO		2,642.32	17,395.28		
04/02/2022	Unit 4 / 14 Dudley REMITTER		224.65	17,619.93		
08/02/2022	172761519 Admin Fee	142.16		17,477.77		
08/02/2022	172761518 Adviser Fee	440.00		17,037.77		
11/02/2022	172885752 Distribution		47.88	17,085.65		
14/02/2022	001271361121 BLD DIV [System Matched Income Data]		82.74	17,168.39		
14/02/2022	001271412932 BLD CAP RTN [Return of Capital: \$2.65 per unit]		3,132.30	20,300.69		
17/02/2022	172872368 Investment Trans		29,293.54	49,594.23		
18/02/2022	Unit 4 / 14 Dudley REMITTER		738.72	50,332.95		
18/02/2022	172995000 1081438 CASHT RF TRN:03588923	30,346.21		19,986.74		
24/02/2022	LOAN INSTALMENT TO A/C 733740102	1,798.06		18,188.68		
28/02/2022	FEB22/00823966 JHG DIVIDEND [System Matched Income Data]		122.59	18,311.27		
28/02/2022	INTEREST ALLOWED FROM 01FEB22 TO 28FEB22		4.59	18,315.86		
08/03/2022	173221719 Admin Fee	125.60		18,190.26		
08/03/2022	173221718 Adviser Fee	440.00		17,750.26		
11/03/2022	1081438 AdviceFee Refund		1,995.81	19,746.07		



**VSML Futures Super Fund**

**Bank Statement Report**

For The Period 01 July 2021 to 30 June 2022

<b>Date</b>	<b>Description</b>	<b>Debit \$</b>	<b>Credit \$</b>	<b>Ledger Balance \$</b>	<b>Statement Balance \$</b>	<b>Variance \$</b>
15/03/2022	MAR22/00862956 AMCOR PLC DIV [System Matched Income Data]		143.06	19,889.13		
15/03/2022	INTERNET WITHDRAWAL VSML SMSF audit	385.00		19,504.13		
17/03/2022	MAR22/00828491 RESMED DIVIDEND [System Matched Income Data]		21.42	19,525.55		
18/03/2022	173408924 Distribution		48.09	19,573.64		
18/03/2022	Unit 4/ 14 Dudley REMITTER		343.93	19,917.57		
23/03/2022	FIN21/00620893 WOODSIDE [System Matched Income Data]		743.94	20,661.51		
24/03/2022	MAR22/00975859 MEDIBANK DIV [System Matched Income Data]		48.80	20,710.31		
24/03/2022	Loan Instalment Parker From A/C 65-048-2136 [LOAN INSTALMENT TO A/C 733740102]	1,798.06		18,912.25		
25/03/2022	Unit 4 / 14 Dudley REMITTER		90.30	19,002.55		
28/03/2022	AI385/00423741 BHP GROUP DIV [System Matched Income Data]		2,161.70	21,164.25		
29/03/2022	173560445 1081438 WITHD RA TRN:03608889	7,930.00		13,234.25		
30/03/2022	INT22/01063062 WESFARMERS LTD [System Matched Income Data]		200.00	13,434.25		
30/03/2022	001272268216 CBA ITM DIV [System Matched Income Data]		668.50	14,102.75		
31/03/2022	S00065372380 RHC Dividend [System Matched Income Data]		54.81	14,157.56		
31/03/2022	S00065372380 AMPOL LTD [System Matched Income Data]		107.01	14,264.57		
31/03/2022	INTEREST ALLOWED FROM 01MAR22 TO 31MAR22		4.90	14,269.47		
01/04/2022	Unit 4 / 14 Dudley REMITTER		733.22	15,002.69		
01/04/2022	001271693593 SUN INTERIM DIV [System Matched Income Data]		99.13	15,101.82		
01/04/2022	001274863632 TLS ITM DIV [System Matched Income Data]		230.56	15,332.38		
01/04/2022	001276295934 LSF ITM DIV [System Matched Income Data]		700.00	16,032.38		
04/04/2022	173682948 1689545 TRNFO UT TRN:03614620		2,483.00	18,515.38		

**VSML Futures Super Fund****Bank Statement Report**

For The Period 01 July 2021 to 30 June 2022

Date	Description	Debit \$	Credit \$	Ledger Balance \$	Statement Balance \$	Variance \$
04/04/2022	173683001 1689545 TRNFO UT TRN:03614624		3,395.48	21,910.86		
04/04/2022	173682963 1689545 TRNFO UT TRN:03614599		4,141.55	26,052.41		
04/04/2022	173682940 1689545 TRNFO UT TRN:03614674		7,301.92	33,354.33		
04/04/2022	173682997 1689545 TRNFO UT TRN:03614633		7,982.48	41,336.81		
04/04/2022	173682992 1689545 TRNFO UT TRN:03614627		10,871.24	52,208.05		
04/04/2022	BALANCE BROUGHT FORWARD 173682939 1689545 TRNFO UT TRN:03614669		13,471.63	65,679.68		
04/04/2022	173682969 1689545 TRNFO UT TRN:03614594		13,571.55	79,251.23		
04/04/2022	173682901 1689545 TRNFI N TRN:03614700	16,826.26		62,424.97		
04/04/2022	173682952 1689545 TRNFI N TRN:03614608	21,168.43		41,256.54		
04/04/2022	173682989 1689545 TRNFO UT TRN:03614641		15,247.84	56,504.38		
04/04/2022	173682931 1689545 TRNFO UT TRN:03614677		16,773.75	73,278.13		
04/04/2022	173682956 1689545 TRNFO UT TRN:03614612		27,339.08	100,617.21		
04/04/2022	173682973 1689545 TRNFO UT TRN:03614597		30,743.58	131,360.79		
04/04/2022	1736892943 1689545 TRNFI N TRN:13614673	4,163.24		127,197.55		
04/04/2022	1736892967 1689545 TRNFI N TRN:13614603	4,355.88		122,841.67		
04/04/2022	1736892959 1689545 TRNFI N TRN:13614611	5,947.42		116,894.25		
04/04/2022	1736892962 1689545 TRNFI N TRN:13614598	8,039.85		108,854.40		
04/04/2022	1736892902 1689545 TRNFI N TRN:13614666	8,236.40		100,618.00		
04/04/2022	1736892983 1689545 TRNFI N TRN:13614648	9,692.80		90,925.20		
04/04/2022	1736892981 1689545 TRNFI N TRN:13614656	10,933.26		79,991.94		
04/04/2022	1736892949 1689545 TRNFI N TRN:13614621	11,950.64		68,041.30		

**VSML Futures Super Fund****Bank Statement Report**

For The Period 01 July 2021 to 30 June 2022

Date	Description	Debit \$	Credit \$	Ledger Balance \$	Statement Balance \$	Variance \$
04/04/2022	1736892978 1689545 TRNFI N TRN:13614642	12,607.90		55,433.40		
04/04/2022	1736892923 1689545 TRNFI N TRN:13614685	12,646.34		42,787.06		
04/04/2022	1736892947 1689545 TRNFI N TRN:13614615	14,218.83		28,568.23		
04/04/2022	1736892907 1689545 TRNFI N TRN:13614659	14,223.40		14,344.83		
06/04/2022	173583888 1081438 DEPOS IT TRN:03615399		7,930.00	22,274.83		
06/04/2022	22AUD/00919770 CSL LTD DIVIDEND [System Matched Income Data]		129.48	22,404.31		
12/04/2022	21FPA/00844155 QBE DIVIDEND [System Matched Income Data]		220.59	22,624.90		
12/04/2022	173770607 Admin Fee	137.28		22,487.62		
12/04/2022	173770606 Adviser Fee	440.00		22,047.62		
22/04/2022	173964113 Distribution		48.00	22,095.62		
22/04/2022	173959325 Distribution		57.81	22,153.43		
22/04/2022	Unit 4 / 14 Dudley REMITTER		738.72	22,892.15		
22/04/2022	BPAY 15344110442543 AAMI	233.63		22,658.52		
26/04/2022	Loan Instalment Parker From A/C 65-048-2136 [LOAN INSTALMENT TO A/C 733740102]	1,798.06		20,860.46		
27/04/2022	174083229 Distribution		1.95	20,862.41		
29/04/2022	Unit 4 / 14 Dudley REMITTER		733.22	21,595.63		
29/04/2022	TK015/00800587 CIM TKO PAY		16,786.00	38,381.63		
30/04/2022	INTEREST ALLOWED FROM 01APR22 TO 30APR22		5.61	38,387.24		
10/05/2022	174261935 Admin Fee	134.36		38,252.88		
10/05/2022	174261934 Adviser Fee	440.00		37,812.88		
12/05/2022	174344384 1081438 CASHT RF TRN:03635404	5,533.00		32,279.88		

**VSML Futures Super Fund****Bank Statement Report**

For The Period 01 July 2021 to 30 June 2022

Date	Description	Debit \$	Credit \$	Ledger Balance \$	Statement Balance \$	Variance \$
12/05/2022	174344382 1081438 CASHT RF TRN:03635403	10,382.00		21,897.88		
12/05/2022	174344380 1081438 CASHT RF TRN:03635402	17,304.00		4,593.88		
13/05/2022	Unit 4 / 14 Dudley REMITTER		219.30	4,813.18		
16/05/2022	174361963 Distribution		48.30	4,861.48		
16/05/2022	BPAY 2291694621593 ASIC	56.00		4,805.48		
16/05/2022	INTERNET WITHDRAWAL Payment annual secretar 174344378	240.00		4,565.48		
20/05/2022	Investment Trans 174344376		1,766.00	6,331.48		
20/05/2022	Investment Trans (Auto reprocessed due to distribution entered / deleted on 30/06/2022)		2,112.00	8,443.48		
20/05/2022	174344374 Investment Trans (Auto reprocessed due to distribution entered / deleted on 30/06/2022)		15,389.00	23,832.48		
23/05/2022	VALUE DATE 21.05.22 174454579 1081438 CASHT RF TRN:03641260	10,382.00		13,450.48		
24/05/2022	174344372 Investment Trans (Auto reprocessed due to distribution entered / deleted on 30/06/2022)		17,178.00	30,628.48		
24/05/2022	Loan Instalment Parker From A/C 65-048-2136 [LOAN INSTALMENT TO A/C 733740102]	1,798.06		28,830.42		
31/05/2022	INTEREST ALLOWED FROM 01MAY22 TO 31MAY22		6.39	28,836.81		
31/05/2022	INTERNET WITHDRAWAL 4 14 Dudley	48.00		28,788.81		
01/06/2022	Unit 4/ 14 Dudley REMITTER		0.34	28,789.15		
09/06/2022	174651257 Admin Fee	135.02		28,654.13		
09/06/2022	BALANCE BROUGHT FORWARD 174651256 Adviser Fee	440.00		28,214.13		
10/06/2022	Unit 4 / 14 Dudley REMITTER		502.22	28,716.35		
14/06/2022	174750664 Distribution		48.04	28,764.39		
14/06/2022	JUN22/00861389 AMCOR PLC DIV		296.40	29,060.79		

**VSML Futures Super Fund**  
**Bank Statement Report**

For The Period 01 July 2021 to 30 June 2022

Date	Description	Debit \$	Credit \$	Ledger Balance \$	Statement Balance \$	Variance \$
16/06/2022	JNE22/00828688 RESMED DIVIDEND CREDIT INTEREST RATE 0.400% FROM DEBIT INTEREST RATE 15.010% FROM 20JUN22 21JUN22		39.79	29,100.58		
24/06/2022	Unit 4 / 14 Dudley REMITTER		51.57	29,152.15		
24/06/2022	001278045041 WBC DIVIDEND		830.82	29,982.97		
24/06/2022	Loan Instalment Parker From A/C 65-048-2136 [LOAN INSTALMENT TO A/C 733740102]	1,798.06		28,184.91		
30/06/2022	INTEREST ALLOWED FROM 01JUN22 TO 30JUN22		8.09	28,193.00		
30/06/2022	CLOSING BALANCE			28,193.00		
		<u>310,286.74</u>	<u>321,309.84</u>			

# VSML Futures Super Fund

## Bank Statement Report

For The Period 01 July 2021 to 30 June 2022

**Chart Code:** 85500 / VSMLDUDLEY

**Account Name:** 4/14 Dudley Street, Annerley QLD

**BSB and Account Number:** 083004 3740102

**Opening Balance** - **Total Debits** + **Total Credits** = **Closing Balance**  
 \$ (305,250.58) \$ 14,241.19 \$ 21,576.72 \$ (297,915.05)

**Data Feed Used**

Date	Description	Debit \$	Credit \$	Ledger Balance \$	Statement Balance \$	Variance \$
01/07/2021	Opening Balance			(305,250.58)		
23/07/2021	BALANCE BROUGHT FORWARD LOAN INSTALMENT TO A/C 733740102		1,798.06	(303,452.52)		
30/07/2021	Debit Interest This Financial Year To Date \$1,175.75 Interest Charged	1,175.75		(304,628.27)		
30/07/2021	Loan Service Fee	8.00		(304,636.27)		
24/08/2021	Loan Instalment Parker From A/C 65-048-2136 [LOAN INSTALMENT TO A/C 733740102]		1,798.06	(302,838.21)		
31/08/2021	Debit Interest This Financial Year To Date \$2,426.73 Interest Charged	1,250.98		(304,089.19)		
31/08/2021	Loan Service Fee	8.00		(304,097.19)		
24/09/2021	Loan Instalment Parker From A/C 65-048-2136 [LOAN INSTALMENT TO A/C 733740102]		1,798.06	(302,299.13)		
30/09/2021	Debit Interest This Financial Year To Date \$3,597.58 Interest Charged	1,170.85		(303,469.98)		
30/09/2021	Loan Service Fee	8.00		(303,477.98)		
25/10/2021	Loan Instalment Parker From A/C 65-048-2136 [LOAN INSTALMENT TO A/C 733740102]		1,798.06	(301,679.92)		
29/10/2021	Debit Interest This Financial Year To Date \$4,727.51 Interest Charged	1,129.93		(302,809.85)		
29/10/2021	Loan Service Fee	8.00		(302,817.85)		
24/11/2021	Loan Instalment Parker From A/C 65-048-2136 [LOAN INSTALMENT TO A/C 733740102]		1,798.06	(301,019.79)		
30/11/2021	Debit Interest This Financial Year To Date \$5,971.24 Interest Charged	1,243.73		(302,263.52)		
30/11/2021	Loan Service Fee	8.00		(302,271.52)		
24/12/2021	Loan Instalment Parker From A/C 65-048-2136 [LOAN INSTALMENT TO A/C 733740102]		1,798.06	(300,473.46)		

**VSML Futures Super Fund**

**Bank Statement Report**

For The Period 01 July 2021 to 30 June 2022

<b>Date</b>	<b>Description</b>	<b>Debit \$</b>	<b>Credit \$</b>	<b>Ledger Balance \$</b>	<b>Statement Balance \$</b>	<b>Variance \$</b>
31/12/2021	Debit Interest This Financial Year To Date \$7,173.66 Interest Charged	1,202.42		(301,675.88)		
31/12/2021	Loan Service Fee	8.00		(301,683.88)		
24/01/2022	Loan Instalment Parker From A/C 65-048-2136 [LOAN INSTALMENT TO A/C 733740102]		1,798.06	(299,885.82)		
31/01/2022	Debit Interest This Financial Year To Date \$8,373.74 Interest Charged	1,200.08		(301,085.90)		
31/01/2022	Loan Service Fee	8.00		(301,093.90)		
24/02/2022	LOAN INSTALMENT TO A/C 733740102		1,798.06	(299,295.84)		
28/02/2022	Debit Interest This Financial Year To Date \$9,456.09 Interest Charged	1,082.35		(300,378.19)		
28/02/2022	Loan Service Fee	8.00		(300,386.19)		
24/03/2022	Loan Instalment Parker From A/C 65-048-2136 [LOAN INSTALMENT TO A/C 733740102]		1,798.06	(298,588.13)		
31/03/2022	Debit Interest This Financial Year To Date \$10,651.00 Interest Charged	1,194.91		(299,783.04)		
31/03/2022	Loan Service Fee	8.00		(299,791.04)		
26/04/2022	Loan Instalment Parker From A/C 65-048-2136 [LOAN INSTALMENT TO A/C 733740102]		1,798.06	(297,992.98)		
29/04/2022	Debit Interest This Financial Year To Date \$11,767.42 Interest Charged	1,116.42		(299,109.40)		
29/04/2022	Loan Service Fee	8.00		(299,117.40)		
24/05/2022	Loan Instalment Parker From A/C 65-048-2136 [LOAN INSTALMENT TO A/C 733740102]		1,798.06	(297,319.34)		
31/05/2022	Debit Interest This Financial Year To Date \$12,995.71 Interest.Charged	1,228.29		(298,547.63)		
31/05/2022	Loan Service Fee	8.00		(298,555.63)		
24/06/2022	Loan Instalment Parker From A/C 65-048-2136 [LOAN INSTALMENT TO A/C 733740102]		1,798.06	(296,757.57)		
30/06/2022	Debit Interest This Financial Year To Date \$14,145.19 Interest Charged	1,149.48		(297,907.05)		
30/06/2022	Loan Service Fee	8.00		(297,915.05)		
30/06/2022	CLOSING BALANCE			(297,915.05)		
		<u>14,241.19</u>	<u>21,576.72</u>			

# Statement of Account

Issued by St. George Bank - A Division of Westpac Banking Corporation  
Please check all entries on this statement.

**CASH**  
connect

Investor Services 1800 998 185  
PO Box 7490, Cloisters Square,  
Perth WA 6850

Account Number: 650482136  
Branch: 336-095



THE TRUSTEES  
VSML FUTURES SUPER FUND  
132 APPLEBY ROAD  
STAFFORD HEIGHTS QLD 4053

Period Ended: 31 DEC 2021  
ABN/Tax File No.: HELD  
Page Number: 166

Date	Particulars	Debit	Credit	Balance
01JUL21	OPENING BALANCE			17,167.22
	CREDIT INTEREST RATE 0.310% FROM 01JUL21			
	DEBIT INTEREST RATE 20.250% FROM 01JUL21			
01JUL	A071/00676204			
	ANZ DIVIDEND		525.00	17,692.22
02JUL	S00065372380			
	ARISTOCRAT DIV		61.80	17,754.02
02JUL	DV221/01103611			
	NAB INTERIM DIV		251.40	18,005.42
02JUL	001261064544			
	MQG FNL DIV		288.10	18,293.52
09JUL	Bees Nees			
	REMITTER		565.86	18,859.38
13JUL	168959434			
	Admin Fee	134.18		18,725.20
13JUL	168959433			
	Adviser Fee	440.00		18,285.20
15JUL	169103903			
	Distribution		1,457.21	19,742.41
15JUL	169102797			
	Distribution		1,964.34	21,706.75
16JUL	169154278			
	Distribution		175.98	21,882.73
16JUL	169150031			
	Distribution		1,837.74	23,720.47
16JUL	1081438 AdviceFee			
	Refund		4,472.16	28,192.63
20JUL	169248554			
	Distribution		23.61	28,216.24
21JUL	169303731			
	Distribution		383.65	28,599.89
22JUL	169350857			
	Distribution		201.89	28,801.78
23JUL	Bees Nees			
	REMITTER		227.44	29,029.22
23JUL	169403523			
	Distribution		2,011.21	31,040.43

STG.D365.BAR.COM.INDX.BSF.PRS-0005995-0000001-98-NNN E-5995 S-15039 I-30077



# Statement of Account

Issued by St.George Bank - A Division of Westpac Banking Corporation  
Please check all entries on this statement.

**CASH**  
connect

Investor Services 1800 998 185  
PO Box 7490, Cloisters Square,  
Perth WA 6850

Account Number: 650482136  
Branch: 336-095



THE TRUSTEES  
VSML FUTURES SUPER FUND  
132 APPLEBY ROAD  
STAFFORD HEIGHTS QLD 4053

Period Ended: 31 DEC 2021  
ABN/Tax File No.: HELD  
Page Number: 167

Date	Particulars	Debit	Credit	Balance
23JUL	BALANCE BROUGHT FORWARD			31,040.43
26JUL	LOAN INSTALMENT TO A/C 733740102	1,798.06		29,242.37
28JUL	169486052 Distribution		2,255.22	31,497.59
31JUL	INTEREST ALLOWED FROM 01JUL21 TO 31JUL21		6.41	31,504.00
02AUG	169538043 Distribution		29.83	31,533.83
06AUG	Bees Nees REMITTER		724.10	32,257.93
10AUG	169734647 Admin Fee	137.73		32,120.20
10AUG	169734646 Adviser Fee	440.00		31,680.20
18AUG	169906097 Distribution		40.69	31,720.89
20AUG	Unit 4 / 14 Dudley REMITTER		256.54	31,977.43
24AUG	LOAN INSTALMENT TO A/C 733740102	1,798.06		30,179.37
25AUG	AUG21/00825491 JHG DIVIDEND		118.43	30,297.80
26AUG	170032538 Reg Change Levy	21.34		30,276.46
31AUG	INTEREST ALLOWED FROM 01AUG21 TO 31AUG21		8.26	30,284.72
08SEP	170267691 Admin Fee	140.59		30,144.13
08SEP	170267690 Adviser Fee	440.00		29,704.13
09SEP	170356654 1081438 CASHT RF TRN:03491919	2,932.00		26,772.13
09SEP	170356652 1081438 CASHT RF TRN:03491918	3,017.00		23,755.13
09SEP	170356650 1081438 CASHT RF TRN:03491917	19,153.00		4,602.13

# Statement of Account

Issued by St.George Bank - A Division of Westpac Banking Corporation  
Please check all entries on this statement.

**CASH**  
connect

Investor Services 1800 998 185  
PO Box 7490, Cloisters Square,  
Perth WA 6850

Account Number: 650482136  
Branch: 336-095



THE TRUSTEES  
VSML FUTURES SUPER FUND  
132 APPLEBY ROAD  
STAFFORD HEIGHTS QLD 4053

Period Ended: 31 DEC 2021  
ABN/Tax File No.: HELD  
Page Number: 168

Date	Particulars	Debit	Credit	Balance
09SEP	BALANCE BROUGHT FORWARD			4,602.13
10SEP	170354022 Distribution		40.49	4,642.62
16SEP	170356648 Investment Trans		8,653.00	13,295.62
16SEP	170356646 Investment Trans		16,899.55	30,195.17
17SEP	Unit 4 / 14 Dudley REMITTER		703.94	30,899.11
17SEP	170460411 1081438 CASHT RF TRN:03495432	15,322.00		15,577.11
21SEP	AF384/01124985 BHP GROUP DIV		2,821.17	18,398.28
22SEP	001263031329 SUN FNL&SPC DIV		206.88	18,605.16
23SEP	SEP21/00828801 RESMED DIVIDEND		21.47	18,626.63
23SEP	S00065372380 AMPOL LTD		135.72	18,762.35
23SEP	001265035767 TLS FNL DIV		230.56	18,992.91
24SEP	FPA21/00846607 QBE DIVIDEND		127.71	19,120.62
24SEP	INT21/00620661 WOODSIDE		208.86	19,329.48
24SEP	LOAN INSTALMENT TO A/C 733740102	1,798.06		17,531.42
28SEP	SEP21/00863847 AMCOR PLC DIV		135.25	17,666.67
29SEP	001263544834 CBA FNL DIV		764.00	18,430.67
30SEP	S00065372380 RHC Dividend		116.39	18,547.06
30SEP	SEP21/00978967 MEDIBANK DIV		55.20	18,602.26
30SEP	AUD21/01018949 CSL LTD DIVIDEND		144.66	18,746.92

# Statement of Account

Issued by St.George Bank - A Division of Westpac Banking Corporation  
Please check all entries on this statement.

**CASH**  
connect

Investor Services 1800 998 185  
PO Box 7490, Cloisters Square,  
Perth WA 6850

Account Number: 650482136  
Branch: 336-095



THE TRUSTEES  
VSML FUTURES SUPER FUND  
132 APPLEBY ROAD  
STAFFORD HEIGHTS QLD 4053

Period Ended: 31 DEC 2021  
ABN/Tax File No.: HELD  
Page Number: 169

Date	Particulars	Debit	Credit	Balance
30SEP	BALANCE BROUGHT FORWARD			18,746.92
30SEP	INTEREST ALLOWED FROM 01SEP21 TO 30SEP21		4.65	18,751.57
01OCT	Unit 4 / 14 Dudley REMITTER		733.22	19,484.79
01OCT	001267918424 LSF DIVIDEND		525.00	20,009.79
07OCT	FIN21/01061579 WESFARMERS LTD		225.00	20,234.79
12OCT	170835711 Admin Fee	137.36		20,097.43
12OCT	170835710 Adviser Fee	440.00		19,657.43
14OCT	170952183 Distribution		323.81	19,981.24
15OCT	Unit 4 / 14 Dudley REMITTER		251.72	20,232.96
18OCT	171014423 Distribution		47.82	20,280.78
25OCT	LOAN INSTALMENT TO A/C 733740102	1,798.06		18,482.72
27OCT	171205397 Distribution		42.79	18,525.51
29OCT	Unit 4 / 14 Dudley REMITTER		725.98	19,251.49
31OCT	INTEREST ALLOWED FROM 01OCT21 TO 31OCT21		5.22	19,256.71
09NOV	171394489 Admin Fee	141.98		19,114.73
09NOV	171394488 Adviser Fee	440.00		18,674.73
12NOV	Unit 4 / 14 Dudley REMITTER		738.72	19,413.45
19NOV	S00065372380 Aristocrat Right		99.75	19,513.20
23NOV	171615370 Distribution		47.94	19,561.14

# Statement of Account

Issued by St.George Bank - A Division of Westpac Banking Corporation  
Please check all entries on this statement.

**CASH**  
connect

Investor Services 1800 998 185  
PO Box 7490, Cloisters Square,  
Perth WA 6850

Account Number: 650482136  
Branch: 336-095



THE TRUSTEES  
VSML FUTURES SUPER FUND  
132 APPLEBY ROAD  
STAFFORD HEIGHTS QLD 4053

Period Ended: 31 DEC 2021  
ABN/Tax File No.: HELD  
Page Number: 170

Date	Particulars	Debit	Credit	Balance
23NOV	BALANCE BROUGHT FORWARD			19,561.14
24NOV	NOV21/00824546			
	JHG DIVIDEND		118.57	19,679.71
24NOV	LOAN INSTALMENT			
	TO A/C 733740102	1,798.06		17,881.65
30NOV	INTEREST ALLOWED			
	FROM 01NOV21 TO 30NOV21		4.83	17,886.48
02DEC	RCA21/01171609			
	WESFARMERS LTD		500.00	18,386.48
08DEC	BPAY 2296030903399			
	ASIC	276.00		18,110.48
08DEC	INTERNET WITHDRAWAL			
	VSML 209385	240.00		17,870.48
09DEC	171805807			
	Admin Fee	139.53		17,730.95
09DEC	171805806			
	Adviser Fee	440.00		17,290.95
10DEC	Unit 4 / 14 Dudley			
	REMITTER		344.70	17,635.65
14DEC	DEC21/00863757			
	AMCOR PLC DIV		135.92	17,771.57
14DEC	001269903585			
	MQG ITM DIV		233.92	18,005.49
15DEC	DV222/00591620			
	NAB FINAL DIV		280.73	18,286.22
16DEC	171953149			
	Distribution		47.89	18,334.11
16DEC	DEC21/00828752			
	RESMED DIVIDEND		21.04	18,355.15
16DEC	A072/00667253			
	ANZ DIVIDEND		540.00	18,895.15
17DEC	Unit 4 / 14 Dudley			
	REMITTER		32.08	18,927.23
17DEC	S00065372380			
	ARISTOCRAT DIV		107.12	19,034.35
17DEC	DEC21/00812906			
	JAMES HARDIE IND		372.41	19,406.76



# Statement of Account

Issued by St.George Bank - A Division of Westpac Banking Corporation  
Please check all entries on this statement.

**CASH**  
connect

Investor Services 1800 998 185  
PO Box 7490, Cloisters Square,  
Perth WA 6850

Account Number: 650482136  
Branch: 336-095



THE TRUSTEES  
VSML FUTURES SUPER FUND  
132 APPLEBY ROAD  
STAFFORD HEIGHTS QLD 4053

Period Ended: 30 JUN 2022  
ABN/Tax File No.: HELD  
Page Number: 178



Date	Particulars	Debit	Credit	Balance
01JAN22	OPENING BALANCE			15,806.67
	CREDIT INTEREST RATE 0.310% FROM 01JAN22			
	DEBIT INTEREST RATE 20.250% FROM 01JAN22			
05JAN	BT CorpActions Rem Westpac Banking		759.57	16,566.24
07JAN	Unit 4 / 14 Dudley REMITTER		34.22	16,600.46
11JAN	172222148 Admin Fee	142.40		16,458.06
11JAN	172222147 Adviser Fee	440.00		16,018.06
14JAN	172357628 Distribution		47.67	16,065.73
14JAN	172372159 Distribution		76.43	16,142.16
21JAN	Unit 4 / 14 Dudley REMITTER		352.31	16,494.47
24JAN	172576569 Distribution		1.95	16,496.42
24JAN	LOAN INSTALMENT TO A/C 733740102	1,798.06		14,698.36
25JAN	172610180 Distribution		47.75	14,746.11
31JAN	INTEREST ALLOWED FROM 01JAN22 TO 31JAN22		4.17	14,750.28
03FEB	ATO004000015741348 ATO		2,642.32	17,392.60
04FEB	Unit 4 / 14 Dudley REMITTER		224.65	17,617.25
08FEB	172761519 Admin Fee	142.16		17,475.09
08FEB	172761518 Adviser Fee	440.00		17,035.09
11FEB	172885752 Distribution		47.88	17,082.97
14FEB	001271412932 BLD CAP RTN		3,132.30	20,215.27

# Statement of Account

Issued by St.George Bank - A Division of Westpac Banking Corporation  
Please check all entries on this statement.

**CASH**  
connect

Investor Services 1800 998 185  
PO Box 7490, Cloisters Square,  
Perth WA 6850

Account Number: 650482136  
Branch: 336-095



THE TRUSTEES  
VSML FUTURES SUPER FUND  
132 APPLEBY ROAD  
STAFFORD HEIGHTS QLD 4053

Period Ended: 30 JUN 2022  
ABN/Tax File No.: HELD  
Page Number: 179

Date	Particulars	Debit	Credit	Balance
14FEB	BALANCE BROUGHT FORWARD			20,215.27
14FEB	001271361121			
	BLD DIV		82.74	20,298.01
17FEB	172872368			
	Investment Trans		29,293.54	49,591.55
18FEB	Unit 4 / 14 Dudley			
	REMITTER		738.72	50,330.27
18FEB	172995000 1081438 CASHT			
	RF TRN:03588923	30,346.21		19,984.06
24FEB	LOAN INSTALMENT			
	TO A/C 733740102	1,798.06		18,186.00
28FEB	FEB22/00823966			
	JHG DIVIDEND		122.59	18,308.59
28FEB	INTEREST ALLOWED			
	FROM 01FEB22 TO 28FEB22		4.59	18,313.18
08MAR	173221719			
	Admin Fee	125.60		18,187.58
08MAR	173221718			
	Adviser Fee	440.00		17,747.58
11MAR	1081438 AdviceFee			
	Refund		1,995.81	19,743.39
15MAR	MAR22/00862956			
	AMCOR PLC DIV		143.06	19,886.45
15MAR	INTERNET WITHDRAWAL			
	VSML SMSF audit	385.00		19,501.45
17MAR	MAR22/00828491			
	RESMED DIVIDEND		21.42	19,522.87
18MAR	173408924			
	Distribution		48.09	19,570.96
18MAR	Unit 4 / 14 Dudley			
	REMITTER		343.93	19,914.89
23MAR	FIN21/00620893			
	WOODSIDE		743.94	20,658.83
24MAR	MAR22/00975859			
	MEDIBANK DIV		48.80	20,707.63
24MAR	LOAN INSTALMENT			
	TO A/C 733740102	1,798.06		18,909.57

# Statement of Account

Issued by St.George Bank - A Division of Westpac Banking Corporation  
Please check all entries on this statement.

**CASH**  
connect

Investor Services 1800 998 185  
PO Box 7490, Cloisters Square,  
Perth WA 6850

Account Number: 650482136  
Branch: 336-095



THE TRUSTEES  
VSML FUTURES SUPER FUND  
132 APPLEBY ROAD  
STAFFORD HEIGHTS QLD 4053

Period Ended: 30 JUN 2022  
ABN/Tax File No.: HELD  
Page Number: 180



Date	Particulars	Debit	Credit	Balance
24MAR	BALANCE BROUGHT FORWARD			18,909.57
25MAR	Unit 4 / 14 Dudley			
	REMITTER		90.30	18,999.87
28MAR	AI385/00423741			
	BHP GROUP DIV		2,161.70	21,161.57
29MAR	173560445 1081438 WITHD			
	RA TRN:03608889	7,930.00		13,231.57
30MAR	INT22/01063062			
	WESFARMERS LTD		200.00	13,431.57
30MAR	001272268216			
	CBA ITM DIV		668.50	14,100.07
31MAR	S00065372380			
	RHC Dividend		54.81	14,154.88
31MAR	S00065372380			
	AMPOL LTD		107.01	14,261.89
31MAR	INTEREST ALLOWED			
	FROM 01MAR22 TO 31MAR22		4.90	14,266.79
01APR	Unit 4 / 14 Dudley			
	REMITTER		733.22	15,000.01
01APR	001271693593			
	SUN INTERIM DIV		99.13	15,099.14
01APR	001274863632			
	TLS ITM DIV		230.56	15,329.70
01APR	001276295934			
	LSF ITM DIV		700.00	16,029.70
04APR	173682948 1689545 TRNFO			
	UT TRN:03614620		2,483.00	18,512.70
04APR	173683001 1689545 TRNFO			
	UT TRN:03614624		3,395.48	21,908.18
04APR	173682963 1689545 TRNFO			
	UT TRN:03614599		4,141.55	26,049.73
04APR	173682940 1689545 TRNFO			
	UT TRN:03614674		7,301.92	33,351.65
04APR	173682997 1689545 TRNFO			
	UT TRN:03614633		7,982.48	41,334.13
04APR	173682992 1689545 TRNFO			
	UT TRN:03614627		10,871.24	52,205.37



# Statement of Account

Issued by St.George Bank - A Division of Westpac Banking Corporation  
Please check all entries on this statement.

**CASH**  
connect

Investor Services 1800 998 185  
PO Box 7490, Cloisters Square,  
Perth WA 6850

Account Number: 650482136  
Branch: 336-095



THE TRUSTEES  
VSML FUTURES SUPER FUND  
132 APPLEBY ROAD  
STAFFORD HEIGHTS QLD 4053

Period Ended: 30 JUN 2022  
ABN/Tax File No.: HELD  
Page Number: 181

Date	Particulars	Debit	Credit	Balance
04APR	BALANCE BROUGHT FORWARD			52,205.37
04APR	173682939 1689545 TRNFO UT TRN:03614669		13,471.63	65,677.00
04APR	173682969 1689545 TRNFO UT TRN:03614594		13,571.55	79,248.55
04APR	173682989 1689545 TRNFO UT TRN:03614641		15,247.84	94,496.39
04APR	173682931 1689545 TRNFO UT TRN:03614677		16,773.75	111,270.14
04APR	173682956 1689545 TRNFO UT TRN:03614612		27,339.08	138,609.22
04APR	173682973 1689545 TRNFO UT TRN:03614597		30,743.58	169,352.80
04APR	173682943 1689545 TRNFI N TRN:03614673	4,163.24		165,189.56
04APR	173682967 1689545 TRNFI N TRN:03614603	4,355.88		160,833.68
04APR	173682959 1689545 TRNFI N TRN:03614611	5,947.42		154,886.26
04APR	173682962 1689545 TRNFI N TRN:03614598	8,039.85		146,846.41
04APR	173682902 1689545 TRNFI N TRN:03614666	8,236.04		138,610.37
04APR	173682983 1689545 TRNFI N TRN:03614648	9,692.80		128,917.57
04APR	173682981 1689545 TRNFI N TRN:03614656	10,933.26		117,984.31
04APR	173682949 1689545 TRNFI N TRN:03614621	11,950.64		106,033.67
04APR	173682978 1689545 TRNFI N TRN:03614642	12,607.90		93,425.77
04APR	173682923 1689545 TRNFI N TRN:03614685	12,646.34		80,779.43
04APR	173682947 1689545 TRNFI N TRN:03614615	14,218.83		66,560.60
04APR	173682907 1689545 TRNFI N TRN:03614659	14,223.40		52,337.20

# Statement of Account

Issued by St.George Bank - A Division of Westpac Banking Corporation  
Please check all entries on this statement.

**CASH**  
connect

Investor Services 1800 998 185  
PO Box 7490, Cloisters Square,  
Perth WA 6850

Account Number: 650482136  
Branch: 336-095



THE TRUSTEES  
VSML FUTURES SUPER FUND  
132 APPLEBY ROAD  
STAFFORD HEIGHTS QLD 4053

Period Ended: 30 JUN 2022  
ABN/Tax File No.: HELD  
Page Number: 182

Date	Particulars	Debit	Credit	Balance
04APR	BALANCE BROUGHT FORWARD			52,337.20
04APR	173682901 1689545 TRNFI N TRN:03614700	16,826.26		35,510.94
04APR	173682952 1689545 TRNFI N TRN:03614608	21,168.43		14,342.51
06APR	173583888 1081438 DEPOS IT TRN:03615399		7,930.00	22,272.51
06APR	22AUD/00919770 CSL LTD DIVIDEND		129.48	22,401.99
12APR	21FPA/00844155 QBE DIVIDEND		220.59	22,622.58
12APR	173770607 Admin Fee	137.28		22,485.30
12APR	173770606 Adviser Fee	440.00		22,045.30
22APR	173964113 Distribution		48.00	22,093.30
22APR	173959325 Distribution		57.81	22,151.11
22APR	Unit 4 / 14 Dudley REMITTER		738.72	22,889.83
22APR	BPAY 15344110442543 AAMI	233.63		22,656.20
26APR	LOAN INSTALMENT TO A/C 733740102	1,798.06		20,858.14
27APR	174083229 Distribution		1.95	20,860.09
29APR	Unit 4 / 14 Dudley REMITTER		733.22	21,593.31
29APR	TKO15/00800587 CIM TKO PAY		16,786.00	38,379.31
30APR	INTEREST ALLOWED FROM 01APR22 TO 30APR22		5.61	38,384.92
10MAY	174261935 Admin Fee	134.36		38,250.56
10MAY	174261934 Adviser Fee	440.00		37,810.56

# Statement of Account

Issued by St.George Bank - A Division of Westpac Banking Corporation  
Please check all entries on this statement.

**CASH**  
connect

Investor Services 1800 998 185  
PO Box 7490, Cloisters Square,  
Perth WA 6850

Account Number: 650482136  
Branch: 336-095



THE TRUSTEES  
VSML FUTURES SUPER FUND  
132 APPLEBY ROAD  
STAFFORD HEIGHTS QLD 4053

Period Ended: 30 JUN 2022  
ABN/Tax File No.: HELD  
Page Number: 183

Date	Particulars	Debit	Credit	Balance
10MAY	BALANCE BROUGHT FORWARD			37,810.56
12MAY	174344384 1081438 CASHT RF TRN:03635404	5,533.00		32,277.56
12MAY	174344382 1081438 CASHT RF TRN:03635403	10,382.00		21,895.56
12MAY	174344380 1081438 CASHT RF TRN:03635402	17,304.00		4,591.56
13MAY	Unit 4 / 14 Dudley REMITTER		219.30	4,810.86
16MAY	174361963 Distribution		48.30	4,859.16
16MAY	BPAY 2291694621593 ASIC	56.00		4,803.16
16MAY	INTERNET WITHDRAWAL Payment annual secretar	240.00		4,563.16
20MAY	174344378 Investment Trans		1,766.00	6,329.16
20MAY	174344376 Investment Trans		2,112.00	8,441.16
20MAY	174344374 Investment Trans		15,389.00	23,830.16
23MAY	VALUE DATE 21.05.22 174454579 1081438 CASHT RF TRN:03641260	10,382.00		13,448.16
24MAY	174344372 Investment Trans		17,178.00	30,626.16
24MAY	LOAN INSTALMENT TO A/C 733740102	1,798.06		28,828.10
31MAY	INTEREST ALLOWED FROM 01MAY22 TO 31MAY22		6.39	28,834.49
31MAY	INTERNET WITHDRAWAL 4 14 Dudley	48.00		28,786.49
01JUN	Unit 4 / 14 Dudley REMITTER		0.34	28,786.83
09JUN	174651257 Admin Fee	135.02		28,651.81

# Statement of Account

Issued by St.George Bank - A Division of Westpac Banking Corporation  
Please check all entries on this statement.

# CASH

connect

Investor Services 1800 998 185  
PO Box 7490, Cloisters Square,  
Perth WA 6850

Account Number: 650482136  
Branch: 336-095



THE TRUSTEES  
VSML FUTURES SUPER FUND  
132 APPLEBY ROAD  
STAFFORD HEIGHTS QLD 4053

Period Ended: 30 JUN 2022  
ABN/Tax File No.: HELD  
Page Number: 184



Date	Particulars	Debit	Credit	Balance
09JUN	BALANCE BROUGHT FORWARD			28,651.81
09JUN	174651256			
	Adviser Fee	440.00		28,211.81
10JUN	Unit 4 / 14 Dudley			
	REMITTER		502.22	28,714.03
14JUN	174750664			
	Distribution		48.04	28,762.07
14JUN	JUN22/00861389			
	AMCOR PLC DIV		296.40	29,058.47
16JUN	JNE22/00828688			
	RESMED DIVIDEND		39.79	29,098.26
	CREDIT INTEREST RATE 0.400% FROM 20JUN22			
	DEBIT INTEREST RATE 15.010% FROM 21JUN22			
24JUN	Unit 4 / 14 Dudley			
	REMITTER		51.57	29,149.83
24JUN	001278045041			
	WBC DIVIDEND		830.82	29,980.65
24JUN	LOAN INSTALMENT			
	TO A/C 733740102	1,798.06		28,182.59
30JUN	INTEREST ALLOWED			
	FROM 01JUN22 TO 30JUN22		8.09	28,190.68
30JUN	CLOSING BALANCE			28,190.68
	INTEREST PAID			
	WITHHOLDING TAX DEDUCTED			
	CURRENT FINANCIAL YEAR	67.76	0.00	
	LAST FINANCIAL YEAR	26.44	0.00	
	TO BE RETAINED FOR TAXATION PURPOSES			
	TOTAL	252,095.31	264,479.32	

The termination value of your account as at 01/07/22 was \$28,190.68.  
The termination value could include uncleared funds, fees yet to be debited  
and interest not yet posted (less any Withholding Tax).

# Transaction Charges Summary

01 Jan 2022 to 31 Jan 2022

Account Number: 650482136  
Branch: 336-095



THE TRUSTEES  
VSML FUTURES SUPER FUND  
132 APPLEBY ROAD  
STAFFORD HEIGHTS QLD 4053

Period Ended: 30 JUN 2022  
ABN/Tax File No.: HELD  
Page Number: 185

Transaction Type	Total Trans	Free Trans	Charged Trans	\$ Per Trans	Total
INTERNET/BUSINESS BNKG ONLINE-CREDITS	0	0	0	\$ 0.00	\$ 0.00
INTERNET/BUSINESS BNKG ONLINE-DEBITS	0	0	0	\$ 0.35	\$ 0.00
PHONE BANKING-CREDITS	0	0	0	\$ 0.00	\$ 0.00
PHONE BANKING-DEBITS	0	0	0	\$ 0.35	\$ 0.00
BPAY-CREDITS	0	0	0	\$ 0.00	\$ 0.00
BPAY-DEBITS	0	0	0	\$ 0.00	\$ 0.00
PERIODICAL PAYMENTS	0	0	0	\$ 0.00	\$ 0.00
DIRECT ENTRY CREDITS	7	7	0	\$ 0.00	\$ 0.00
REAL TIME GROSS SETTLEMENT-CREDITS	0	0	0	\$ 0.00	\$ 0.00
REAL TIME GROSS SETTLEMENT-DEBITS	0	0	0	\$ 0.00	\$ 0.00
TRADE FINANCE-CREDITS	0	0	0	\$ 0.00	\$ 0.00
TRADE FINANCE-DEBITS	0	0	0	\$ 0.00	\$ 0.00
VISA TRANSACTIONS	0	0	0	\$ 0.00	\$ 0.00
EFTPOS-CREDITS	0	0	0	\$ 0.00	\$ 0.00
EFTPOS-DEBITS	0	0	0	\$ 0.00	\$ 0.00
CHQ/BRANCH INITIATED-CREDITS	0	0	0	\$ 0.00	\$ 0.00
CHQ/BRANCH INITIATED-DEBITS	0	0	0	\$ 1.00	\$ 0.00
OVER THE COUNTER-CREDITS	0	0	0	\$ 0.00	\$ 0.00
OVER THE COUNTER-DEBITS	0	0	0	\$ 2.00	\$ 0.00
WBC/STG/BSA/BOM ATM-CREDITS	0	0	0	\$ 0.00	\$ 0.00
WBC/STG/BSA/BOM ATM-DEBITS	0	0	0	\$ 0.00	\$ 0.00
BANK@POST-CREDITS	0	0	0	\$ 2.00	\$ 0.00
BANK@POST-DEBITS	0	0	0	\$ 2.00	\$ 0.00
DIRECT DEBITS	3	3	0	\$ 0.00	\$ 0.00
COLLECTION ITEMS (CHQS/MERCHANT ENVS)	0	0	0	\$ 0.00	\$ 0.00
ACCOUNT KEEPING FEE	0	0	0	\$ 0.00	\$ 0.00
<b>LESS TRANSACTION REVERSALS</b>	<b>0</b>	<b>0</b>	<b>0</b>	<b>\$ 0.00</b>	<b>\$ 0.00</b>
<b>TOTAL SERVICE CHARGE</b>					<b>\$ 0.00</b>
*NON-WBC/STG/BSA/BOM ATM WDL-DEC 2021	0	0	0	\$ 0.00	\$ 0.00
*NON-WBC/STG/BSA/BOM ATM ENQ-DEC 2021	0	0	0	\$ 0.00	\$ 0.00

\*THESE FEES ARE CHARGED ON THE FIRST BUSINESS DAY OF THE MONTH AFTER THE DEBIT/ENQUIRY.

**NOTE: NOT ALL TRANSACTION TYPES APPLY.**

CUSTOMERS RESIDING IN WA, TAS, NT OR QLD ARE ALLOWED 4 FREE WITHDRAWALS AND 2 FREE BALANCE ENQUIRIES PER MONTH AT NON-BANKSA/ST.GEORGE BRANDED ATMS.

FOR ANY MONTH THE NON-ST.GEORGE ATM FEES ARE BASED ON YOUR STATE OF RESIDENCE AS AT THE CHARGING DATE.

# 61800 - Distributions Receivable

2022 Financial Year

Preparer Louise Barlow

Reviewer Sam Greco

Status Ready for Review

Account Code	Description	CY Balance	LY Balance	Change
0004	Asguard Control Account	(\$30.80)	(\$18.07)	70.45%
BAR0001AU	Barwon Gbl List Priv Eqty Fd	\$789.00		100%
BGL0044AU	iShares Hdg Inter Eq In Fd	\$157.00	\$1,964.00	(92.01)%
BGL0105AU	iShares Australian Bond Index Fund	\$82.00		100%
BGL0106AU	iShares International Eq Index Fd	\$1,063.00	\$1,457.00	(27.04)%
BGL0108AU	iShares Aust Listed Prop Ind Fd	\$141.00		100%
BTA0565AU	Magellan Ws PI Global Fund		\$2,255.00	100%
CSA0038AU	Bentham Global Income Fund	\$73.00	\$175.00	(58.29)%
ETL0419AU	Pan-Tribal Global Equity Fund	\$12.00	\$2,011.25	(99.4)%
FIL31.AX	Fidelity Global Emerging Markets Fund	\$109.00	\$23.00	373.91%
GLOB.AX	Barrow Hanley Global Share Fund (managed Fund)	\$251.00		100%
HOW3590AU	Lennox Australian Small Comp Fd	\$817.00		100%
LAZ0014AU	Lazard Global Listed Infrastructure	\$932.00	\$383.00	143.34%
MIA0001AU1	MFS Global Equity Trust	\$3,095.00		100%
RFA0819AU	Pendal Small Comps Fund		\$1,837.00	100%
VAN0018AU	Vanguard Int'l Prop Secs Index Fund	\$271.00	\$201.00	34.83%

<b>TOTAL</b>	<b>CY Balance</b>	<b>LY Balance</b>
	\$7,761.20	\$10,288.18

### Supporting Documents

- General Ledger [Report](#)
- Distribution Receivable.pdf

### Standard Checklist

- Review aging of amounts receivable and comment on any delay in payment

# VSML Futures Super Fund

## General Ledger

As at 30 June 2022

Transaction Date	Description	Units	Debit	Credit	Balance \$
<b>Distributions Receivable (61800)</b>					
<u>Asguard Control Account (0004)</u>					
01/07/2021	Opening Balance				18.07 CR
15/07/2021	169102797 Distribution			0.34	18.41 CR
15/07/2021	169103903 Distribution			0.21	18.62 CR
16/07/2021	169154278 Distribution			0.98	19.60 CR
16/07/2021	169150031 Distribution			0.74	20.34 CR
20/07/2021	169248554 Distribution			0.61	20.95 CR
21/07/2021	169303731 Distribution			0.65	21.60 CR
22/07/2021	169350857 Distribution			0.89	22.49 CR
23/07/2021	169403523 Distribution		0.04		22.45 CR
28/07/2021	169486052 Distribution			0.22	22.67 CR
02/08/2021	169538043 Distribution		0.17		22.50 CR
18/08/2021	Distribution			40.69	63.19 CR
10/09/2021	BALANCE BROUGHT FORWARD			40.49	103.68 CR
	170354022 Distribution				
14/10/2021	170952183 Distribution			323.81	427.49 CR
18/10/2021	171014423 Distribution			47.82	475.31 CR
28/10/2021	171205397 Distribution			42.79	518.10 CR
23/11/2021	171615370 Distribution			47.94	566.04 CR
16/12/2021	171953149 Distribution			47.89	613.93 CR
14/01/2022	172357628 Distribution			47.67	661.60 CR
14/01/2022	172372159 Distribution			76.43	738.03 CR
24/01/2022	172576569 Distribution			1.95	739.98 CR
25/01/2022	172610180 Distribution			47.75	787.73 CR
11/02/2022	172885752 Distribution			47.88	835.61 CR
18/03/2022	173408924 Distribution			48.09	883.70 CR
22/04/2022	173964113 Distribution			48.00	931.70 CR
22/04/2022	173959325 Distribution			57.81	989.51 CR
27/04/2022	174083229 Distribution			1.95	991.46 CR
16/05/2022	174361963 Distribution			48.30	1,039.76 CR
14/06/2022	174750664 Distribution			48.04	1,087.80 CR
30/06/2022	Distributions Received - Benthan Global		511.00		576.80 CR
30/06/2022	Distributions Received - Lazard Gb Lst		427.00		149.80 CR
30/06/2022	Distributions Received - Lennox Aus Sm Co		73.00		76.80 CR
30/06/2022	Distributions Received - Pimco		46.00		30.80 CR
			<b>1,057.21</b>	<b>1,069.94</b>	<b>30.80 CR</b>
<u>Barwon Gbl List Priv Eqty Fd (BAR0001AU)</u>					
30/06/2022	Distribution Receivable - Barwon Gbl Lsd Prv E		789.00		789.00 DR
			<b>789.00</b>		<b>789.00 DR</b>
<u>iShares Hdg Inter Eq In Fd (BGL0044AU)</u>					
01/07/2021	Opening Balance				1,964.00 DR
15/07/2021	169102797 Distribution			1,964.00	0.00 DR
30/06/2022	Distribution Receivable - iShares Hedged Inter		157.00		157.00 DR
			<b>157.00</b>	<b>1,964.00</b>	<b>157.00 DR</b>
<u>iShares Australian Bond Index Fund (BGL0105AU)</u>					



# VSML Futures Super Fund

## General Ledger

As at 30 June 2022

Transaction Date	Description	Units	Debit	Credit	Balance \$
30/06/2022	Distribution Receivable - iShares Australia B		82.00		82.00 DR
			<b>82.00</b>		<b>82.00 DR</b>
<u>iShares International Eq Index Fd (BGL0106AU)</u>					
01/07/2021	Opening Balance				1,457.00 DR
15/07/2021	169103903 Distribution			1,457.00	0.00 DR
30/06/2022	Distribution Receivable - iShares International		1,063.00		1,063.00 DR
			<b>1,063.00</b>	<b>1,457.00</b>	<b>1,063.00 DR</b>
<u>iShares Aust Listed Prop Ind Fd (BGL0108AU)</u>					
30/06/2022	Distribution Receivable - iShares Aust Listed Property		141.00		141.00 DR
			<b>141.00</b>		<b>141.00 DR</b>
<u>Magellan Ws PI Global Fund (BTA0565AU)</u>					
01/07/2021	Opening Balance				2,255.00 DR
28/07/2021	169486052 Distribution			2,255.00	0.00 DR
				<b>2,255.00</b>	<b>0.00 DR</b>
<u>Bentham Global Income Fund (CSA0038AU)</u>					
01/07/2021	Opening Balance				175.00 DR
16/07/2021	169154278 Distribution			175.00	0.00 DR
30/06/2022	Distribution Receivable - Bentham Global Income		73.00		73.00 DR
			<b>73.00</b>	<b>175.00</b>	<b>73.00 DR</b>
<u>Pan-Tribal Global Equity Fund (ETL0419AU)</u>					
01/07/2021	Opening Balance				2,011.25 DR
23/07/2021	169403523 Distribution			2,011.25	0.00 DR
30/06/2022	Distribution Receivable - Pan-Tribal Global Eq		12.00		12.00 DR
			<b>12.00</b>	<b>2,011.25</b>	<b>12.00 DR</b>
<u>Fidelity Global Emerging Markets Fund (FIL31.AX)</u>					
01/07/2021	Opening Balance				23.00 DR
20/07/2021	169248554 Distribution			23.00	0.00 DR
30/06/2022	Distribution Receivable - Fidelity Gbl Em Nkt		109.00		109.00 DR
			<b>109.00</b>	<b>23.00</b>	<b>109.00 DR</b>
<u>Barrow Hanley Global Share Fund (managed Fund) (GLOB.AX)</u>					
30/06/2022	Distribution Receivable - Barrow Hnly Gbl Sh F		251.00		251.00 DR
			<b>251.00</b>		<b>251.00 DR</b>
<u>Lennox Australian Small Comp Fd (HOW3590AU)</u>					
30/06/2022	Distribution Receivable - Lennox Aus Sm Co Fd		817.00		817.00 DR
			<b>817.00</b>		<b>817.00 DR</b>
<u>Lazard Global Listed Infrastructure (LAZ0014AU)</u>					
01/07/2021	Opening Balance				383.00 DR
21/07/2021	169303731 Distribution			383.00	0.00 DR
30/06/2022	Distribution Receivable - Lazard Gb List Infst		932.00		932.00 DR
			<b>932.00</b>	<b>383.00</b>	<b>932.00 DR</b>
<u>MFS Global Equity Trust (MIA0001AU1)</u>					
30/06/2022	Distribution Receivable - MFS Global		3,095.00		3,095.00 DR

# VSML Futures Super Fund

## General Ledger

As at 30 June 2022

Transaction Date	Description	Units	Debit	Credit	Balance \$
Equity					
			<b>3,095.00</b>		<b>3,095.00 DR</b>
<u>Pendal Small Comps Fund (RFA0819AU)</u>					
01/07/2021	Opening Balance				1,837.00 DR
16/07/2021	169150031 Distribution			1,837.00	0.00 DR
				<b>1,837.00</b>	<b>0.00 DR</b>
<u>Vanguard Int'l Prop Secs Index Fund (VAN0018AU)</u>					
01/07/2021	Opening Balance				201.00 DR
22/07/2021	169350857 Distribution			201.00	0.00 DR
30/06/2022	Distribution Receivable - Van In Pr Sec In F (hedged)		271.00		271.00 DR
			<b>271.00</b>	<b>201.00</b>	<b>271.00 DR</b>

**Total Debits: 8,849.21**

**Total Credits: 11,376.19**

## TRUST DISTRIBUTIONS RECEIVABLE

This schedule contains additional information to assist you in reconciling your income in the Investor report to the income in the Annual Tax report.

### TRUST DISTRIBUTIONS RECEIVABLE FOR YEAR ENDED 30 JUNE 2022

Please note that the cash distributions shown below have been included in the income for taxation purposes in this tax report.

Investment Code	Cash Distributions
<b>Managed Investments</b>	
iShares Australian B	82
Bentham Global Incom	73
MFS Global Equity	3,095
iShares Internationa	1,063
iShares Aus Lis Prop	141
Van In Pr Sec In F(H	271
Lazard Gb List Infst	932
iShares Hedged Inter	157
Barrow Hnly Gbl Sh F	251
Pan-Tribal Global Eq	12
Fidelity Gbl Em Mkt	109
Lennox Aus Sm Co Fd	817
Barwon Gbl Lsd Prv E	789
<b>Grand Total*</b>	<b>7,793</b>

\* The above figure relates to the trust distributions for June 2022 which were received after June 2022.

### TRUST DISTRIBUTIONS RECEIVABLE FOR YEAR ENDED 30 JUNE 2021

Please note that the cash distributions shown below have been included for taxation purposes in the previous tax report.

Investment Code	Cash Distributions
<b>Managed Investments</b>	
Bentham Global Incom	175
PIMCO WSP Div Fix In	30
Pendal Small Comp Fd	1,837
iShares Internationa	1,457
Van In Pr Sec In F(H	201
Lazard Gb List Infst	383
iShares Hedged Inter	1,964
Magellan WSP Global	2,255
Pan-Tribal Global Eq	2,011
Fidelity Gbl Em Mkt	23
<b>Grand Total*</b>	<b>10,340</b>

\* The above figure relates to the trust distributions for June 2021 which were received after June 2021.

# 65000 - Interest Receivable

2022 Financial Year

**Preparer** Louise Barlow

**Reviewer** Sam Greco

**Status** Ready for Review

Account Code	Description	CY Balance	LY Balance	Change
BTA0499AU	PIMCO WS Pls Diversified Fix Int Fd		\$30.00	100%
<b>TOTAL</b>		<b>CY Balance</b>	<b>LY Balance</b>	
			\$30.00	

## Supporting Documents

- General Ledger [Report](#)

## Standard Checklist

- Attach all source documentation
- Ensure all Transactions have been entered

## VSML Futures Super Fund

# General Ledger

As at 30 June 2022

Transaction Date	Description	Units	Debit	Credit	Balance \$
<b>Interest Receivable (65000)</b>					
<u>PIMCO WS Pls Diversified Fix Int Fd (BTA0499AU)</u>					
01/07/2021	Opening Balance				30.00 DR
02/08/2021	169538043 Distribution			30.00	0.00 DR
				<b>30.00</b>	<b>0.00 DR</b>

**Total Debits: 0.00**

**Total Credits: 30.00**

# 72450 - Fixed Interest Securities (Australian) - Unitised

2022 Financial Year

**Preparer** Louise Barlow

**Reviewer** Sam Greco

**Status** Ready for Review

Account Code	Description	CY Units	CY Balance	LY Units	LY Balance	Change
BTA0499AU	PIMCO WS Pls Diversified Fix Int Fd	0.000000		16391.392700	\$15,994.72	100%
<b>TOTAL</b>		<b>CY Units</b>	<b>CY Balance</b>	<b>LY Units</b>	<b>LY Balance</b>	
		0.000000		16391.392700	\$15,994.72	

## Supporting Documents

◦ Investment Movement Report [Report](#)

## Standard Checklist

- Attach Investment Movement Report
- Attach relevant Statements and Source Documentation
- Ensure all Investments are valued correctly at June 30
- Ensure the investment is in accordance with the fund's investment strategy
- Ensure the investment is in accordance with the SIS Act

# VSML Futures Super Fund

## Investment Movement Report

As at 30 June 2022

Investment	Opening Balance		Additions		Disposals			Closing Balance		
	Units	Cost	Units	Cost	Units	Cost	Accounting Profit/(Loss)	Units	Cost	Market Value
<b>Bank Accounts</b>										
VSML Futures Super Fund		17,169.90		321,309.84		(310,286.74)			28,193.00	28,193.00
		<b>17,169.90</b>		<b>321,309.84</b>		<b>(310,286.74)</b>			<b>28,193.00</b>	<b>28,193.00</b>
<b>Fixed Interest Securities (Australian) - Unitised</b>										
BTA0499AU - PIMCO WS Pls Diversified Fix Int Fd	16,391.39	16,486.00	3,060.00	3,017.00	(19,451.39)	(19,503.00)	(2,325.00)		0.00	
		<b>16,486.00</b>		<b>3,017.00</b>		<b>(19,503.00)</b>	<b>(2,325.00)</b>		<b>0.00</b>	
<b>Managed Investments (Australian)</b>										
GLOB.AX - Barrow Hanley Global Share Fund (managed Fund)			7,513.00	10,382.00				7,513.00	10,382.00	28,849.92
BAR0001AU - Barwon Gbl List Priv Eqty Fd			11,407.00	15,322.00				11,407.00	15,322.00	8,871.22
CSA0038AU - Bentham Global Income Fund	15,504.00	16,399.00	2,784.00	2,932.00				18,288.00	19,331.00	18,463.56
FIL31.AX - Fidelity Global Emerging Markets Fund	634.00	13,119.75						634.00	13,119.75	12,596.25
BGL0108AU - iShares Aust Listed Prop Ind Fd			11,898.00	10,382.00				11,898.00	10,382.00	9,473.43
BGL0105AU - iShares Australian Bond Index Fund			18,616.00	17,304.00				18,616.00	17,304.00	17,069.38
BGL0044AU - iShares Hdg Inter Eq In Fd	18,528.00	9,733.00						18,528.00	9,733.00	8,816.36









**VSML Futures Super Fund**

**Investment Movement Report**

As at 30 June 2022

Investment	Opening Balance		Additions		Disposals			Closing Balance		
	Units	Cost	Units	Cost	Units	Cost	Accounting Profit/(Loss)	Units	Cost	Market Value
	781.00	25,239.13	581.00	14,218.83				1,362.00	39,457.96	26,559.00
WDS.AX - Woodside Energy Group Ltd			637.00	22,257.74				637.00	22,257.74	20,282.08
WPL.AX - Woodside Petroleum Ltd	509.00	18,094.50	257.00	8,018.28	(637.00)	(22,257.74)		129.00	3,855.04	3,739.71
WOW.AX - Woolworths Group Limited			567.00	21,168.43				567.00	21,168.43	20,185.20
	<b>317,301.31</b>		<b>181,123.43</b>		<b>(156,340.78)</b>		<b>39,758.11</b>		<b>342,083.96</b>	<b>366,035.49</b>
<b>Units in Listed Unit Trusts (Australian)</b>										
ETL0419AU - Pan-Tribal Global Equity Fund	14,348.25	18,410.25			(1,302.00)	(1,670.60)	95.40	13,046.25	16,739.65	17,992.09
	<b>18,410.25</b>				<b>(1,670.60)</b>		<b>95.40</b>		<b>16,739.65</b>	<b>17,992.09</b>
	<b>975,334.50</b>		<b>616,804.48</b>		<b>(557,651.59)</b>		<b>40,025.13</b>		<b>1,034,487.39</b>	<b>1,165,240.74</b>

# 74700 - Managed Investments (Australian)

2022 Financial Year

---

**Preparer** Louise Barlow

**Reviewer** Sam Greco

**Status** Ready for Review

Account Code	Description	CY Units	CY Balance	LY Units	LY Balance	Change
BAR0001AU	Barwon Gbl List Priv Eqty Fd	11407.000000	\$8,871.22			100%
BGL0044AU	iShares Hdg Inter Eq In Fd	18528.000000	\$8,816.36	18528.000000	\$12,024.75	(26.68)%
BGL0105AU	iShares Australian Bond Index Fund	18616.000000	\$17,069.38			100%
BGL0106AU	iShares International Eq Index Fd	17727.050200	\$17,042.96	33026.050200	\$35,382.06	(51.83)%
BGL0108AU	iShares Aust Listed Prop Ind Fd	11898.000000	\$9,473.43			100%
BTA0565AU	Magellan Ws PI Global Fund	0.000000		22779.000000	\$40,138.88	100%
CSA0038AU	Bentham Global Income Fund	18288.000000	\$18,463.56	15504.000000	\$16,451.29	12.23%
FIL31.AX	Fidelity Global Emerging Markets Fund	634.000000	\$12,596.25	634.000000	\$15,010.33	(16.08)%
GLOB.AX	Barrow Hanley Global Share Fund (managed Fund)	7513.000000	\$28,849.92			100%
HOW3590AU	Lennox Australian Small Comp Fd	14364.000000	\$18,520.94			100%
LAZ0014AU	Lazard Global Listed Infrastructure	12044.000000	\$16,901.35	13484.000000	\$18,152.16	(6.89)%
MIA0001AU1	MFS Global Equity Trust	14079.000000	\$27,297.77			100%
RFA0819AU	Pendal Small Comps Fund	0.000000		6909.000000	\$17,995.87	100%
VAN0018AU	Vanguard Int'l Prop Secs Index Fund	23376.000000	\$24,117.02	23376.000000	\$20,019.21	20.47%

<b>TOTAL</b>	<b>CY Units</b>	<b>CY Balance</b>	<b>LY Units</b>	<b>LY Balance</b>
	168474.050200	\$208,020.16	134240.050200	\$175,174.55

## Supporting Documents

- Investment Movement Report [Report](#)

## Standard Checklist

- Attach Annual statements from fund managers, Master Trust, Platform or Wrap providers confirming ownership and value
- Attach copies of Statements and Source Documentation
- Attach Investment Movement Report
- Ensure all Investments are valued correctly at June 30
- Ensure the investment is in accordance with the Fund's investment strategy
- Ensure the investment is in accordance with the SIS Act

# VSML Futures Super Fund

## Investment Movement Report

As at 30 June 2022

Investment	Opening Balance		Additions		Disposals			Closing Balance		
	Units	Cost	Units	Cost	Units	Cost	Accounting Profit/(Loss)	Units	Cost	Market Value
<b>Bank Accounts</b>										
VSML Futures Super Fund		17,169.90		321,309.84		(310,286.74)			28,193.00	28,193.00
		<b>17,169.90</b>		<b>321,309.84</b>		<b>(310,286.74)</b>			<b>28,193.00</b>	<b>28,193.00</b>
<b>Fixed Interest Securities (Australian) - Unitised</b>										
BTA0499AU - PIMCO WS Pls Diversified Fix Int Fd	16,391.39	16,486.00	3,060.00	3,017.00	(19,451.39)	(19,503.00)	(2,325.00)		0.00	
		<b>16,486.00</b>		<b>3,017.00</b>		<b>(19,503.00)</b>	<b>(2,325.00)</b>		<b>0.00</b>	
<b>Managed Investments (Australian)</b>										
GLOB.AX - Barrow Hanley Global Share Fund (managed Fund)			7,513.00	10,382.00				7,513.00	10,382.00	28,849.92
BAR0001AU - Barwon Gbl List Priv Eqty Fd			11,407.00	15,322.00				11,407.00	15,322.00	8,871.22
CSA0038AU - Bentham Global Income Fund	15,504.00	16,399.00	2,784.00	2,932.00				18,288.00	19,331.00	18,463.56
FIL31.AX - Fidelity Global Emerging Markets Fund	634.00	13,119.75						634.00	13,119.75	12,596.25
BGL0108AU - iShares Aust Listed Prop Ind Fd			11,898.00	10,382.00				11,898.00	10,382.00	9,473.43
BGL0105AU - iShares Australian Bond Index Fund			18,616.00	17,304.00				18,616.00	17,304.00	17,069.38
BGL0044AU - iShares Hdg Inter Eq In Fd	18,528.00	9,733.00						18,528.00	9,733.00	8,816.36









**VSML Futures Super Fund**

**Investment Movement Report**

As at 30 June 2022

Investment	Opening Balance		Additions		Disposals			Closing Balance		Market Value
	Units	Cost	Units	Cost	Units	Cost	Accounting Profit/(Loss)	Units	Cost	
	781.00	25,239.13	581.00	14,218.83				1,362.00	39,457.96	26,559.00
WDS.AX - Woodside Energy Group Ltd			637.00	22,257.74				637.00	22,257.74	20,282.08
WPL.AX - Woodside Petroleum Ltd	509.00	18,094.50	257.00	8,018.28	(637.00)	(22,257.74)		129.00	3,855.04	3,739.71
WOW.AX - Woolworths Group Limited			567.00	21,168.43				567.00	21,168.43	20,185.20
	<b>317,301.31</b>		<b>181,123.43</b>		<b>(156,340.78)</b>		<b>39,758.11</b>		<b>342,083.96</b>	<b>366,035.49</b>
<b>Units in Listed Unit Trusts (Australian)</b>										
ETL0419AU - Pan-Tribal Global Equity Fund	14,348.25	18,410.25			(1,302.00)	(1,670.60)	95.40	13,046.25	16,739.65	17,992.09
	<b>18,410.25</b>				<b>(1,670.60)</b>		<b>95.40</b>		<b>16,739.65</b>	<b>17,992.09</b>
	<b>975,334.50</b>		<b>616,804.48</b>		<b>(557,651.59)</b>		<b>40,025.13</b>		<b>1,034,487.39</b>	<b>1,165,240.74</b>

# 77200 - Real Estate Properties ( Australian - Residential)

2022 Financial Year

Preparer Louise Barlow

Reviewer Sam Greco

Status Ready for Review

Account Code	Description	CY Units	CY Balance	LY Units	LY Balance	Change
VSMLDUDLEY	4/14 Dudley Street, Annerley QLD	1.000000	\$545,000.00	1.000000	\$435,000.00	25.29%
<b>TOTAL</b>		<b>CY Units</b>	<b>CY Balance</b>	<b>LY Units</b>	<b>LY Balance</b>	
		1.000000	\$545,000.00	1.000000	\$435,000.00	

## Supporting Documents

- Investment Movement Report [Report](#)
- RP - Property Valuation.pdf

## Standard Checklist

- Attach copies of Purchase or Sale contracts if property was purchased or disposed of during the year
- Attach copy of current certificate of title.
- Attach current building insurance policy
- Attach Declaration of Trust
- Ensure all Investments are valued correctly at June 30
- Ensure the investment is in accordance with the Fund's investment strategy
- Ensure the investment is in accordance with the SIS Act

# VSML Futures Super Fund

## Investment Movement Report

As at 30 June 2022

Investment	Opening Balance		Additions		Disposals			Closing Balance		
	Units	Cost	Units	Cost	Units	Cost	Accounting Profit/(Loss)	Units	Cost	Market Value
<b>Bank Accounts</b>										
VSML Futures Super Fund		17,169.90		321,309.84		(310,286.74)			28,193.00	28,193.00
		<b>17,169.90</b>		<b>321,309.84</b>		<b>(310,286.74)</b>			<b>28,193.00</b>	<b>28,193.00</b>
<b>Fixed Interest Securities (Australian) - Unitised</b>										
BTA0499AU - PIMCO WS Pls Diversified Fix Int Fd	16,391.39	16,486.00	3,060.00	3,017.00	(19,451.39)	(19,503.00)	(2,325.00)		0.00	
		<b>16,486.00</b>		<b>3,017.00</b>		<b>(19,503.00)</b>	<b>(2,325.00)</b>		<b>0.00</b>	
<b>Managed Investments (Australian)</b>										
GLOB.AX - Barrow Hanley Global Share Fund (managed Fund)			7,513.00	10,382.00				7,513.00	10,382.00	28,849.92
BAR0001AU - Barwon Gbl List Priv Eqty Fd			11,407.00	15,322.00				11,407.00	15,322.00	8,871.22
CSA0038AU - Bentham Global Income Fund	15,504.00	16,399.00	2,784.00	2,932.00				18,288.00	19,331.00	18,463.56
FIL31.AX - Fidelity Global Emerging Markets Fund	634.00	13,119.75						634.00	13,119.75	12,596.25
BGL0108AU - iShares Aust Listed Prop Ind Fd			11,898.00	10,382.00				11,898.00	10,382.00	9,473.43
BGL0105AU - iShares Australian Bond Index Fund			18,616.00	17,304.00				18,616.00	17,304.00	17,069.38
BGL0044AU - iShares Hdg Inter Eq In Fd	18,528.00	9,733.00						18,528.00	9,733.00	8,816.36









**VSML Futures Super Fund**

**Investment Movement Report**

As at 30 June 2022

Investment	Opening Balance		Additions		Disposals			Closing Balance		
	Units	Cost	Units	Cost	Units	Cost	Accounting Profit/(Loss)	Units	Cost	Market Value
	781.00	25,239.13	581.00	14,218.83				1,362.00	39,457.96	26,559.00
WDS.AX - Woodside Energy Group Ltd			637.00	22,257.74				637.00	22,257.74	20,282.08
WPL.AX - Woodside Petroleum Ltd	509.00	18,094.50	257.00	8,018.28	(637.00)	(22,257.74)		129.00	3,855.04	3,739.71
WOW.AX - Woolworths Group Limited			567.00	21,168.43				567.00	21,168.43	20,185.20
	<b>317,301.31</b>		<b>181,123.43</b>		<b>(156,340.78)</b>		<b>39,758.11</b>		<b>342,083.96</b>	<b>366,035.49</b>
<b>Units in Listed Unit Trusts (Australian)</b>										
ETL0419AU - Pan-Tribal Global Equity Fund	14,348.25	18,410.25			(1,302.00)	(1,670.60)	95.40	13,046.25	16,739.65	17,992.09
	<b>18,410.25</b>				<b>(1,670.60)</b>		<b>95.40</b>		<b>16,739.65</b>	<b>17,992.09</b>
	<b>975,334.50</b>		<b>616,804.48</b>		<b>(557,651.59)</b>		<b>40,025.13</b>		<b>1,034,487.39</b>	<b>1,165,240.74</b>



271

[15 Dudley Street](#)

OFF MARKET

This property is **not currently for sale or rent** on realestate.com.au

## 4/14 Dudley Street Annerley Qld 4103

Bedrooms 2 Bathrooms 2 Car Spaces 0

Own this property?


Get access to insights and data tailored for property owners.





Track this property

[What is tracking?](#)

### Next best steps for buyers

 Track your loan

 Compare home loans

 First home buyer's checklist

### Estimated value

\$490k  
Low range

\$545k

\$600k  
High range

 HIGH CONFIDENCE 

Last updated 26 September, 2022

How do we calculate estimated value? 

# 77600 - Shares in Listed Companies (Australian)

2022 Financial Year

Preparer Louise Barlow

Reviewer Sam Greco

Status Ready for Review

Account Code	Description	CY Units	CY Balance	LY Units	LY Balance	Change
AIA.AX	Auckland International Airport Limited	2337.000000	\$15,143.76	1511.000000	\$10,214.36	48.26%
ALD.AX	Ampol Limited	0.000000		261.000000	\$7,362.81	100%
ALL.AX	Aristocrat Leisure Limited	0.000000		412.000000	\$17,753.08	100%
ALLR.AX	Aristocrat Leisure Limited	0.000000				0%
AMC.AX	Arcor Plc	1777.000000	\$32,057.08	849.000000	\$12,845.37	149.56%
ANZ.AX	Australia & New Zealand Banking Group Limited	1046.000000	\$23,043.38	750.000000	\$21,112.50	9.15%
BHP.AX	BHP Group Limited	717.000000	\$29,576.25	1039.000000	\$50,464.23	(41.39)%
BLD.AX	Boral Limited.	0.000000		1182.000000	\$8,687.70	100%
BXB.AX	Brambles Limited	1271.000000	\$13,612.41	0.000000		100%
CBA.AX	Commonwealth Bank Of Australia.	350.000000	\$31,633.00	382.000000	\$38,150.34	(17.08)%
CIM.AX	Cimic Group Limited	0.000000				0%
CSL.AX	CSL Limited	107.000000	\$28,789.42	91.000000	\$25,952.29	10.93%
GEM.AX	G8 Education Limited	11023.000000	\$11,629.27	0.000000		100%
JHG.AX	Janus Henderson Group Plc	0.000000		231.000000	\$11,838.75	100%

Account Code	Description	CY Units	CY Balance	LY Units	LY Balance	Change
JHX.AX	James Hardie Industries Plc	0.000000		678.000000	\$30,693.06	100%
LSF.AX	L1 Long Short Fund Limited	7103.000000	\$18,183.68	17500.000000	\$44,450.00	(59.09)%
MPL.AX	Medibank Private Limited	0.000000		800.000000	\$2,528.00	100%
MQG.AX	Macquarie Group Limited	86.000000	\$14,147.86	86.000000	\$13,452.98	5.17%
NAB.AX	National Australia Bank Limited	0.000000		419.000000	\$10,986.18	100%
QBE.AX	QBE Insurance Group Limited	0.000000		1161.000000	\$12,527.19	100%
RHC.AX	Ramsay Health Care Limited	0.000000		113.000000	\$7,113.35	100%
RMD.AX	Resmed Inc	764.000000	\$23,447.16	430.000000	\$14,086.80	66.45%
SUN.AX	Suncorp Group Limited	1492.000000	\$16,382.16	431.000000	\$4,788.41	242.12%
TLS.AX	Telstra Corporation Limited.	5342.000000	\$20,566.70	2882.000000	\$10,836.32	89.79%
WBC.AX	Westpac Banking Corporation	1362.000000	\$26,559.00	781.000000	\$20,157.61	31.76%
WDS.AX	Woodside Energy Group Ltd	637.000000	\$20,282.08			100%
WES.AX	Wesfarmers Limited	407.000000	\$17,057.37	250.000000	\$14,775.00	15.45%
WOW.AX	Woolworths Group Limited	567.000000	\$20,185.20			100%
WPL.AX	Woodside Petroleum Ltd	129.000000	\$3,739.71	509.000000	\$11,304.89	(66.92)%

<b>TOTAL</b>	<b>CY Units</b>	<b>CY Balance</b>	<b>LY Units</b>	<b>LY Balance</b>
	36517.000000	\$366,035.49	32748.000000	\$402,081.22

### Supporting Documents

- Investment Movement Report [Report](#)
- Balance Review Report [Report](#)

### Standard Checklist

- Attach Balance Review Report
- Attach copies of HIN/SRN or Chess Statements, Broker Statements, Contract Notes Corporate Action documentation and any other relevant Source Documentation
- Attach Investment Movement Report
- Ensure all Investments are valued correctly at June 30
- Ensure the investment is in accordance with the Fund's investment strategy

# VSML Futures Super Fund Balance Review Report

As at 30 June 2022

Investment Code	Investment Name	Holding Reference	Third Party Data			BGL Ledger	Variance
			Data Feed Provider	Balance Date	Balance Amount	Balance	
<b>60400</b>	<b>Bank Accounts</b>						
SGP650482136	VSML Futures Super Fund	1081438	AdviserNET - Asgard	13/08/2019	\$ 21,267.00	\$ 28,193.00	<b>6,926.00</b>
<b>72450</b>	<b>Fixed Interest Securities (Australian) - Unitised</b>						
BTA0499AU	PIMCO WS Pls Diversified Fix Int Fd	1081438	AdviserNET - Asgard	13/08/2019	9,937.3927	0.0000	<b>-9,937.3927</b>
<b>74700</b>	<b>Managed Investments (Australian)</b>						
GLOB.AX	Barrow Hanley Global Share Fund (managed Fund)				Setup	7,513.0000	<b>7,513.0000</b>
BAR0001AU	Barwon Gbl List Priv Eqty Fd					11,407.0000	
CSA0038AU	Bentham Global Income Fund					18,288.0000	
FIL31.AX	Fidelity Global Emerging Markets Fund					634.0000	
BGL0108AU	iShares Aust Listed Prop Ind Fd					11,898.0000	
BGL0105AU	iShares Australian Bond Index Fund					18,616.0000	
BGL0044AU	iShares Hdg Inter Eq In Fd					18,528.0000	
BGL0106AU	iShares International Eq Index Fd	1081438	AdviserNET - Asgard	13/08/2019	58,046.5535	17,727.0502	<b>-40,319.5033</b>
LAZ0014AU	Lazard Global Listed Infrastructure					12,044.0000	
HOW3590AU	Lennox Australian Small Comp Fd					14,364.0000	
MIA0001AU	MFS Global Equity Trust					14,079.0000	
VAN0018AU	Vanguard Int'l Prop Secs Index Fund					23,376.0000	
WMF0001AU	Watermark Market Neutral Trust	1081438	AdviserNET - Asgard	13/08/2019	18,930.7851	0.0000	<b>-18,930.7851</b>
MAQ0482AU	Winton Global Alpha Fd	1081438	AdviserNET - Asgard	13/08/2019	25,395.3312	0.0000	<b>-25,395.3312</b>
<b>77200</b>	<b>Real Estate Properties ( Australian - Residential)</b>						

# VSML Futures Super Fund

## Balance Review Report

As at 30 June 2022

Investment Code	Investment Name	Holding Reference	Third Party Data			BGL Ledger	Variance
			Data Feed Provider	Balance Date	Balance Amount	Balance	
VSMLDUDLEY	4/14 Dudley Street, Annerley QLD					1.0000	
<b>77600</b>	<b>Shares in Listed Companies (Australian)</b>						
AMC.AX	Amcor Plc	1081438	AdviserNET - Asgard	13/08/2019	849.0000	1,777.0000	<b>928.0000</b>
ALL.AX	Aristocrat Leisure Limited	1081438	AdviserNET - Asgard	13/08/2019	412.0000	0.0000	<b>-412.0000</b>
AIA.AX	Auckland International Airport Limited	1081438	AdviserNET - Asgard	13/08/2019	1,511.0000	2,337.0000	<b>826.0000</b>
ANZ.AX	Australia & New Zealand Banking Group Limited	1081438	AdviserNET - Asgard	13/08/2019	750.0000	1,046.0000	<b>296.0000</b>
BHP.AX	BHP Group Limited	1081438	AdviserNET - Asgard	13/08/2019	1,039.0000	717.0000	<b>-322.0000</b>
BLD.AX	Boral Limited.	1081438	AdviserNET - Asgard	13/08/2019	1,182.0000	0.0000	<b>-1,182.0000</b>
BXB.AX	Brambles Limited	1081438	AdviserNET - Asgard	13/08/2019	0.0000	1,271.0000	<b>1,271.0000</b>
CTX.AX	Caltex Australia Limited	1081438	AdviserNET - Asgard	13/08/2019	261.0000	0.0000	<b>-261.0000</b>
CBA.AX	Commonwealth Bank Of Australia.	1081438	AdviserNET - Asgard	13/08/2019	382.0000	350.0000	<b>-32.0000</b>
CSL.AX	CSL Limited	1081438	AdviserNET - Asgard	13/08/2019	91.0000	107.0000	<b>16.0000</b>
CYB.AX	Cybg Plc	1081438	AdviserNET - Asgard	13/08/2019	3,004.0000	0.0000	<b>-3,004.0000</b>
GEM.AX	G8 Education Limited	1081438	AdviserNET - Asgard	13/08/2019	0.0000	11,023.0000	<b>11,023.0000</b>
JHX.AX	James Hardie Industries Plc	1081438	AdviserNET - Asgard	13/08/2019	678.0000	0.0000	<b>-678.0000</b>
JHG.AX	Janus Henderson Group Plc	1081438	AdviserNET - Asgard	13/08/2019	231.0000	0.0000	<b>-231.0000</b>
LSF.AX	L1 Long Short Fund Limited	1081438	AdviserNET - Asgard	13/08/2019	17,500.0000	7,103.0000	<b>-10,397.0000</b>
MQG.AX	Macquarie Group Limited	1081438	AdviserNET - Asgard	13/08/2019	86.0000	86.0000	<b>0.0000</b>
MPL.AX	Medibank Private Limited	1081438	AdviserNET - Asgard	13/08/2019	800.0000	0.0000	<b>-800.0000</b>
NAB.AX	National Australia Bank Limited	1081438	AdviserNET - Asgard	13/08/2019	419.0000	0.0000	<b>-419.0000</b>
QBE.AX	QBE Insurance Group Limited	1081438	AdviserNET - Asgard	13/08/2019	1,161.0000	0.0000	<b>-1,161.0000</b>

# VSML Futures Super Fund

## Balance Review Report

As at 30 June 2022

Investment Code	Investment Name	Holding Reference	Third Party Data			BGL Ledger	Variance
			Data Feed Provider	Balance Date	Balance Amount	Balance	
RHC.AX	Ramsay Health Care Limited	1081438	AdviserNET - Asgard	13/08/2019	113.0000	0.0000	-113.0000
RMD.AX	Resmed Inc	1081438	AdviserNET - Asgard	13/08/2019	430.0000	764.0000	334.0000
SUN.AX	Suncorp Group Limited	1081438	AdviserNET - Asgard	13/08/2019	443.0000	1,492.0000	1,049.0000
TLS.AX	Telstra Corporation Limited.	1081438	AdviserNET - Asgard	13/08/2019	2,882.0000	5,342.0000	2,460.0000
WES.AX	Wesfarmers Limited	1081438	AdviserNET - Asgard	13/08/2019	250.0000	407.0000	157.0000
WBC.AX	Westpac Banking Corporation	1081438	AdviserNET - Asgard	13/08/2019	781.0000	1,362.0000	581.0000
WDS.AX	Woodside Energy Group Ltd				Setup	637.0000	637.0000
WPL.AX	Woodside Petroleum Ltd	1081438	AdviserNET - Asgard	25/05/2022	Name/Class change	129.0000	129.0000
WOW.AX	Woolworths Group Limited				Setup	567.0000	567.0000
<b>78200</b>	<b>Units in Listed Unit Trusts (Australian)</b>						
AAP0104AU	AUSBIL Aust Emerging Leaders	1081438	AdviserNET - Asgard	13/08/2019	6,361.6813	0.0000	-6,361.6813
ETL0419AU	Pan-Tribal Global Equity Fund	1081438	AdviserNET - Asgard	13/08/2019	30,746.2530	13,046.2531	-17,699.9999
PLA0002AU	Platinum International Fund	1081438	AdviserNET - Asgard	13/08/2019	20,980.8044	0.0000	-20,980.8044
<b>85500</b>	<b>Limited Recourse Borrowing Arrangements</b>						
VSMLDUDLEY	4/14 Dudley Street, Annerley QLD					-297,915.05	



# VSML Futures Super Fund

## Investment Movement Report

As at 30 June 2022

Investment	Opening Balance		Additions		Disposals			Closing Balance		
	Units	Cost	Units	Cost	Units	Cost	Accounting Profit/(Loss)	Units	Cost	Market Value
<b>Bank Accounts</b>										
VSML Futures Super Fund		17,169.90		321,309.84		(310,286.74)			28,193.00	28,193.00
		<b>17,169.90</b>		<b>321,309.84</b>		<b>(310,286.74)</b>			<b>28,193.00</b>	<b>28,193.00</b>
<b>Fixed Interest Securities (Australian) - Unitised</b>										
BTA0499AU - PIMCO WS Pls Diversified Fix Int Fd	16,391.39	16,486.00	3,060.00	3,017.00	(19,451.39)	(19,503.00)	(2,325.00)		0.00	
		<b>16,486.00</b>		<b>3,017.00</b>		<b>(19,503.00)</b>	<b>(2,325.00)</b>		<b>0.00</b>	
<b>Managed Investments (Australian)</b>										
GLOB.AX - Barrow Hanley Global Share Fund (managed Fund)			7,513.00	10,382.00				7,513.00	10,382.00	28,849.92
BAR0001AU - Barwon Gbl List Priv Eqty Fd			11,407.00	15,322.00				11,407.00	15,322.00	8,871.22
CSA0038AU - Bentham Global Income Fund	15,504.00	16,399.00	2,784.00	2,932.00				18,288.00	19,331.00	18,463.56
FIL31.AX - Fidelity Global Emerging Markets Fund	634.00	13,119.75						634.00	13,119.75	12,596.25
BGL0108AU - iShares Aust Listed Prop Ind Fd			11,898.00	10,382.00				11,898.00	10,382.00	9,473.43
BGL0105AU - iShares Australian Bond Index Fund			18,616.00	17,304.00				18,616.00	17,304.00	17,069.38
BGL0044AU - iShares Hdg Inter Eq In Fd	18,528.00	9,733.00						18,528.00	9,733.00	8,816.36







**VSML Futures Super Fund**

**Investment Movement Report**

As at 30 June 2022

Investment	Opening Balance		Additions		Disposals			Closing Balance		Market Value
	Units	Cost	Units	Cost	Units	Cost	Accounting Profit/(Loss)	Units	Cost	
	781.00	25,239.13	581.00	14,218.83				1,362.00	39,457.96	26,559.00
WDS.AX - Woodside Energy Group Ltd			637.00	22,257.74				637.00	22,257.74	20,282.08
WPL.AX - Woodside Petroleum Ltd	509.00	18,094.50	257.00	8,018.28	(637.00)	(22,257.74)		129.00	3,855.04	3,739.71
WOW.AX - Woolworths Group Limited			567.00	21,168.43				567.00	21,168.43	20,185.20
	<b>317,301.31</b>		<b>181,123.43</b>		<b>(156,340.78)</b>		<b>39,758.11</b>		<b>342,083.96</b>	<b>366,035.49</b>
<b>Units in Listed Unit Trusts (Australian)</b>										
ETL0419AU - Pan-Tribal Global Equity Fund	14,348.25	18,410.25			(1,302.00)	(1,670.60)	95.40	13,046.25	16,739.65	17,992.09
	<b>18,410.25</b>				<b>(1,670.60)</b>		<b>95.40</b>		<b>16,739.65</b>	<b>17,992.09</b>
	<b>975,334.50</b>		<b>616,804.48</b>		<b>(557,651.59)</b>		<b>40,025.13</b>		<b>1,034,487.39</b>	<b>1,165,240.74</b>

# 78200 - Units in Listed Unit Trusts (Australian)

2022 Financial Year

**Preparer** Louise Barlow

**Reviewer** Sam Greco

**Status** Ready for Review

Account Code	Description	CY Units	CY Balance	LY Units	LY Balance	Change
ETL0419AU	Pan-Tribal Global Equity Fund	13046.253100	\$17,992.09	14348.253100	\$27,943.22	(35.61)%
<b>TOTAL</b>		<b>CY Units</b>	<b>CY Balance</b>	<b>LY Units</b>	<b>LY Balance</b>	
		13046.253100	\$17,992.09	14348.253100	\$27,943.22	

## Supporting Documents

- Investment Movement Report [Report](#)

## Standard Checklist

- Attach copies of Statements and Source Documentation
- Attach Investment Movement Report
- Ensure all Investments are valued correctly at June 30
- Ensure the investment is in accordance with the Fund's investment strategy
- Ensure the investment is in accordance with the SIS Act

# VSML Futures Super Fund

## Investment Movement Report

As at 30 June 2022

Investment	Opening Balance		Additions		Disposals			Closing Balance		
	Units	Cost	Units	Cost	Units	Cost	Accounting Profit/(Loss)	Units	Cost	Market Value
<b>Bank Accounts</b>										
VSML Futures Super Fund		17,169.90		321,309.84		(310,286.74)			28,193.00	28,193.00
		<b>17,169.90</b>		<b>321,309.84</b>		<b>(310,286.74)</b>			<b>28,193.00</b>	<b>28,193.00</b>
<b>Fixed Interest Securities (Australian) - Unitised</b>										
BTA0499AU - PIMCO WS Pls Diversified Fix Int Fd	16,391.39	16,486.00	3,060.00	3,017.00	(19,451.39)	(19,503.00)	(2,325.00)		0.00	
		<b>16,486.00</b>		<b>3,017.00</b>		<b>(19,503.00)</b>	<b>(2,325.00)</b>		<b>0.00</b>	
<b>Managed Investments (Australian)</b>										
GLOB.AX - Barrow Hanley Global Share Fund (managed Fund)			7,513.00	10,382.00				7,513.00	10,382.00	28,849.92
BAR0001AU - Barwon Gbl List Priv Eqty Fd			11,407.00	15,322.00				11,407.00	15,322.00	8,871.22
CSA0038AU - Bentham Global Income Fund	15,504.00	16,399.00	2,784.00	2,932.00				18,288.00	19,331.00	18,463.56
FIL31.AX - Fidelity Global Emerging Markets Fund	634.00	13,119.75						634.00	13,119.75	12,596.25
BGL0108AU - iShares Aust Listed Prop Ind Fd			11,898.00	10,382.00				11,898.00	10,382.00	9,473.43
BGL0105AU - iShares Australian Bond Index Fund			18,616.00	17,304.00				18,616.00	17,304.00	17,069.38
BGL0044AU - iShares Hdg Inter Eq In Fd	18,528.00	9,733.00						18,528.00	9,733.00	8,816.36









**VSML Futures Super Fund**

**Investment Movement Report**

As at 30 June 2022

Investment	Opening Balance		Additions		Disposals			Closing Balance		
	Units	Cost	Units	Cost	Units	Cost	Accounting Profit/(Loss)	Units	Cost	Market Value
	781.00	25,239.13	581.00	14,218.83				1,362.00	39,457.96	26,559.00
WDS.AX - Woodside Energy Group Ltd			637.00	22,257.74				637.00	22,257.74	20,282.08
WPL.AX - Woodside Petroleum Ltd	509.00	18,094.50	257.00	8,018.28	(637.00)	(22,257.74)		129.00	3,855.04	3,739.71
WOW.AX - Woolworths Group Limited			567.00	21,168.43				567.00	21,168.43	20,185.20
	<b>317,301.31</b>		<b>181,123.43</b>		<b>(156,340.78)</b>		<b>39,758.11</b>		<b>342,083.96</b>	<b>366,035.49</b>
<b>Units in Listed Unit Trusts (Australian)</b>										
ETL0419AU - Pan-Tribal Global Equity Fund	14,348.25	18,410.25			(1,302.00)	(1,670.60)	95.40	13,046.25	16,739.65	17,992.09
	<b>18,410.25</b>				<b>(1,670.60)</b>		<b>95.40</b>		<b>16,739.65</b>	<b>17,992.09</b>
	<b>975,334.50</b>		<b>616,804.48</b>		<b>(557,651.59)</b>		<b>40,025.13</b>		<b>1,034,487.39</b>	<b>1,165,240.74</b>

# 85000 - Income Tax Payable/Refundable

2022 Financial Year

Preparer Louise Barlow

Reviewer Sam Greco

Status Ready for Review

Account Code	Description	CY Balance	LY Balance	Change
85000	Income Tax Payable/Refundable	(\$202.37)	\$2,901.32	(106.98)%
<b>TOTAL</b>		<b>CY Balance</b>	<b>LY Balance</b>	
		(\$202.37)	\$2,901.32	

## Supporting Documents

- Tax Reconciliation Report [Report](#)
- Statement of Taxable Income [Report](#)
- Non Deductible Expense Reconciliation [Report](#)
- Exempt Pension Reconciliation [Report](#)
- ATO - Income Tax Account.pdf

## Standard Checklist

- Attach Actuarial Certificate (if applicable)
- Attach any other Tax reconciliations
- Attach copy of Exempt Pension Reconciliation (if applicable)
- Attach copy of Non Deductible Expense Reconciliation (if applicable)
- Attach copy of Statement of Taxable Income
- Attach copy of Tax Reconciliation Report
- Confirm Transactions in ATO Portal

**VSML Futures Super Fund****Exempt Current Pension Income Reconciliation**

For The Period 01 July 2021 - 30 June 2022

	Date	Account Code	Account Description	Taxable Amount	Actuary/Pool %	Exempt Amount
<b>Label A</b>						
<b>Final calculations 01 July 2021 - 30 June 2022</b>			Net Capital Gains	30,559.24	0.00 %	<b>0.00</b>
<b>Segment - 01 July 2021 to 30 June 2022</b>						
<b>Label B</b>						
	09/07/2021	28000/VSM LDUDLEY	4/14 Dudley Street, Annerley QLD	565.86		
	23/07/2021	28000/VSM LDUDLEY	4/14 Dudley Street, Annerley QLD	227.44		
	06/08/2021	28000/VSM LDUDLEY	4/14 Dudley Street, Annerley QLD	724.10		
	20/08/2021	28000/VSM LDUDLEY	4/14 Dudley Street, Annerley QLD	256.54		
	17/09/2021	28000/VSM LDUDLEY	4/14 Dudley Street, Annerley QLD	703.94		
	01/10/2021	28000/VSM LDUDLEY	4/14 Dudley Street, Annerley QLD	733.22		
	14/10/2021	28000/VSM LDUDLEY	4/14 Dudley Street, Annerley QLD	251.72		
	28/10/2021	28000/VSM LDUDLEY	4/14 Dudley Street, Annerley QLD	725.98		
	12/11/2021	28000/VSM LDUDLEY	4/14 Dudley Street, Annerley QLD	738.72		
	10/12/2021	28000/VSM LDUDLEY	4/14 Dudley Street, Annerley QLD	344.70		
	17/12/2021	28000/VSM LDUDLEY	4/14 Dudley Street, Annerley QLD	32.08		
	24/12/2021	28000/VSM LDUDLEY	4/14 Dudley Street, Annerley QLD	694.73		
	07/01/2022	28000/VSM LDUDLEY	4/14 Dudley Street, Annerley QLD	34.22		
	21/01/2022	28000/VSM LDUDLEY	4/14 Dudley Street, Annerley QLD	352.31		
	04/02/2022	28000/VSM LDUDLEY	4/14 Dudley Street, Annerley QLD	224.65		
	18/02/2022	28000/VSM LDUDLEY	4/14 Dudley Street, Annerley QLD	738.72		
	18/03/2022	28000/VSM LDUDLEY	4/14 Dudley Street, Annerley QLD	343.93		
	25/03/2022	28000/VSM LDUDLEY	4/14 Dudley Street, Annerley QLD	90.30		
	01/04/2022	28000/VSM LDUDLEY	4/14 Dudley Street, Annerley QLD	733.22		

**VSML Futures Super Fund****Exempt Current Pension Income Reconciliation**

For The Period 01 July 2021 - 30 June 2022

	Date	Account Code	Account Description	Taxable Amount	Actuary/Pool %	Exempt Amount
<b>Label B</b>						
	22/04/2022	28000/VSMLDUDLEY	4/14 Dudley Street, Annerley QLD	738.72		
	29/04/2022	28000/VSMLDUDLEY	4/14 Dudley Street, Annerley QLD	733.22		
	13/05/2022	28000/VSMLDUDLEY	4/14 Dudley Street, Annerley QLD	219.30		
	01/06/2022	28000/VSMLDUDLEY	4/14 Dudley Street, Annerley QLD	0.34		
	10/06/2022	28000/VSMLDUDLEY	4/14 Dudley Street, Annerley QLD	502.22		
	24/06/2022	28000/VSMLDUDLEY	4/14 Dudley Street, Annerley QLD	51.57		
	30/06/2022	28000/VSMLDUDLEY	4/14 Dudley Street, Annerley QLD	11,041.87		
			<b>Total</b>	21,803.62	0.000 %	<b>0.00</b>
<b>Label C</b>						
	31/07/2021	25000/SGP650482136	VSML Futures Super Fund	6.41		
	31/08/2021	25000/SGP650482136	VSML Futures Super Fund	8.26		
	30/09/2021	25000/SGP650482136	VSML Futures Super Fund	4.65		
	31/10/2021	25000/SGP650482136	VSML Futures Super Fund	5.22		
	30/11/2021	25000/SGP650482136	VSML Futures Super Fund	4.83		
	31/12/2021	25000/SGP650482136	VSML Futures Super Fund	4.64		
	31/01/2022	25000/SGP650482136	VSML Futures Super Fund	4.17		
	28/02/2022	25000/SGP650482136	VSML Futures Super Fund	4.59		
	31/03/2022	25000/SGP650482136	VSML Futures Super Fund	4.90		
	30/04/2022	25000/SGP650482136	VSML Futures Super Fund	5.61		
	31/05/2022	25000/SGP650482136	VSML Futures Super Fund	6.39		
	30/06/2022	25000/SGP650482136	VSML Futures Super Fund	8.09		

VSML Futures Super Fund

## Exempt Current Pension Income Reconciliation

For The Period 01 July 2021 - 30 June 2022

	Date	Account Code	Account Description	Taxable Amount	Actuary/Pool %	Exempt Amount
<b>Label C</b>						
				<b>Total</b>		<b>0.00</b>
				67.76	0.000 %	
<b>Label D1</b>						
	17/03/2022	23900/RMD.AX	Resmed Inc	25.20		
	17/12/2021	23800/JHX.AX	James Hardie Industries Plc	372.41		
	30/06/2022	23800/FIL31.AX	Fidelity Global Emerging Markets Fund	134.00		
	30/06/2022	23800/CSA0038AU	Bentham Global Income Fund	318.00		
	30/06/2022	23800/BGL0108AU	iShares Aust Listed Prop Ind Fd	6.00		
	30/06/2022	23800/BGL0106AU	iShares International Eq Index Fd	321.00		
	30/06/2022	23800/MIA0001AU1	MFS Global Equity Trust	295.00		
	30/06/2022	23800/ETL0419AU	Pan-Tribal Global Equity Fund	42.00		
	30/06/2022	23800/HOW3590AU	Lennox Australian Small Comp Fd	19.00		
	30/06/2022	23800/LAZ0014AU	Lazard Global Listed Infrastructure	638.00		
	30/06/2022	23800/BGL0105AU	iShares Australian Bond Index Fund	9.00		
	30/06/2022	23800/GLOB.AX	Barrow Hanley Global Share Fund	50.00		
	30/06/2022	23800/BAR0001AU	Barwon Gbl List Priv Eqty Fd	27.00		
				<b>Total</b>		<b>0.00</b>
				2,256.61	0.000 %	
<b>Label J</b>						
	02/07/2021	23900/MQG.AX	Macquarie Group Limited	172.86		
	25/08/2021	23900/JHG.AX	Janus Henderson Group Plc	118.43		
	23/09/2021	23900/RMD.AX	Resmed Inc	21.47		
	24/09/2021	23900/QBE.AX	QBE Insurance Group Limited	114.94		
	28/09/2021	23900/AMC.AX	Amcor Plc	135.25		

VSML Futures Super Fund

## Exempt Current Pension Income Reconciliation

For The Period 01 July 2021 - 30 June 2022

	Date	Account Code	Account Description	Taxable Amount	Actuary/Pool %	Exempt Amount
<b>Label J</b>						
	30/09/2021	23900/CSL.AX	CSL Limited	130.19		
	24/11/2021	23900/JHG.AX	Janus Henderson Group Plc	118.57		
	14/12/2021	23900/AMC.AX	Amcor Plc	135.92		
	14/12/2021	23900/MQG.AX	Macquarie Group Limited	140.35		
	16/12/2021	23900/RMD.AX	Resmed Inc	21.04		
	14/02/2022	23900/BLD.AX	Boral Limited.	82.74		
	28/02/2022	23900/JHG.AX	Janus Henderson Group Plc	122.59		
	15/03/2022	23900/AMC.AX	Amcor Plc	143.06		
	06/04/2022	23900/CSL.AX	CSL Limited	129.48		
	12/04/2022	23900/QBE.AX	QBE Insurance Group Limited	198.53		
	14/06/2022	23900/AMC.AX	Amcor Plc	296.40		
	16/06/2022	23900/RMD.AX	Resmed Inc	39.79		
			<b>Total</b>	2,121.61	0.000 %	<b>0.00</b>
<b>Label K</b>						
	01/07/2021	23900/ANZ.AX	Australia & New Zealand Banking Group	525.00		
	02/07/2021	23900/ALL.AX	Aristocrat Leisure Limited	61.80		
	02/07/2021	23900/NAB.AX	National Australia Bank Limited	251.40		
	02/07/2021	23900/MQG.AX	Macquarie Group Limited	115.24		
	21/09/2021	23900/BHP.AX	BHP Group Limited	2,821.17		
	22/09/2021	23900/SUN.AX	Suncorp Group Limited	206.88		
	23/09/2021	23900/TLS.AX	Telstra Corporation Limited.	230.56		
	23/09/2021	23900/ALD.AX	Ampol Limited	135.72		



**VSML Futures Super Fund****Exempt Current Pension Income Reconciliation**

For The Period 01 July 2021 - 30 June 2022

	Date	Account Code	Account Description	Taxable Amount	Actuary/Pool %	Exempt Amount
<b>Label K</b>						
	24/09/2021	23900/QBE.AX	QBE Insurance Group Limited	12.77		
	24/09/2021	23900/WPL.AX	Woodside Petroleum Ltd	208.86		
	29/09/2021	23900/CBA.AX	Commonwealth Bank Of Australia.	764.00		
	30/09/2021	23900/RHC.AX	Ramsay Health Care Limited	116.39		
	30/09/2021	23900/CSL.AX	CSL Limited	14.47		
	30/09/2021	23900/MPL.AX	Medibank Private Limited	55.20		
	01/10/2021	23900/LSF.AX	L1 Long Short Fund Limited	525.00		
	07/10/2021	23900/WES.AX	Wesfarmers Limited	225.00		
	14/12/2021	23900/MQG.AX	Macquarie Group Limited	93.57		
	15/12/2021	23900/NAB.AX	National Australia Bank Limited	280.73		
	16/12/2021	23900/ANZ.AX	Australia & New Zealand Banking Group	540.00		
	17/12/2021	23900/ALL.AX	Aristocrat Leisure Limited	107.12		
	17/12/2021	23900/WBC.AX	Westpac Banking Corporation	468.60		
	23/03/2022	23900/WPL.AX	Woodside Petroleum Ltd	743.94		
	24/03/2022	23900/MPL.AX	Medibank Private Limited	48.80		
	28/03/2022	23900/BHP.AX	BHP Group Limited	2,161.70		
	30/03/2022	23900/WES.AX	Wesfarmers Limited	200.00		
	30/03/2022	23900/CBA.AX	Commonwealth Bank Of Australia.	668.50		
	31/03/2022	23900/ALD.AX	Ampol Limited	107.01		
	31/03/2022	23900/RHC.AX	Ramsay Health Care Limited	54.81		
	01/04/2022	23900/LSF.AX	L1 Long Short Fund Limited	700.00		
	01/04/2022	23900/SUN.AX	Suncorp Group Limited	99.13		
	01/04/2022	23900/TLS.AX	Telstra Corporation Limited.	230.56		

VSML Futures Super Fund

## Exempt Current Pension Income Reconciliation

For The Period 01 July 2021 - 30 June 2022

	Date	Account Code	Account Description	Taxable Amount	Actuary/Pool %	Exempt Amount
<b>Label K</b>						
	12/04/2022	23900/QBE.AX	QBE Insurance Group Limited	22.06		
	01/06/2022	23900/BHP.AX	BHP Group Limited	3,855.04		
	24/06/2022	23900/WBC.AX	Westpac Banking Corporation	830.82		
			<b>Total</b>	17,481.85	0.000 %	<b>0.00</b>
<b>Label L</b>						
	01/07/2021	23900/ANZ.AX	Australia & New Zealand Banking Group	225.00		
	02/07/2021	23900/ALL.AX	Aristocrat Leisure Limited	26.49		
	02/07/2021	23900/NAB.AX	National Australia Bank Limited	107.74		
	02/07/2021	23900/MQG.AX	Macquarie Group Limited	49.39		
	21/09/2021	23900/BHP.AX	BHP Group Limited	1,209.07		
	22/09/2021	23900/SUN.AX	Suncorp Group Limited	88.66		
	23/09/2021	23900/TLS.AX	Telstra Corporation Limited.	98.81		
	23/09/2021	23900/ALD.AX	Ampol Limited	58.17		
	24/09/2021	23900/QBE.AX	QBE Insurance Group Limited	5.47		
	24/09/2021	23900/WPL.AX	Woodside Petroleum Ltd	89.51		
	29/09/2021	23900/CBA.AX	Commonwealth Bank Of Australia.	327.43		
	30/09/2021	23900/RHC.AX	Ramsay Health Care Limited	49.88		
	30/09/2021	23900/CSL.AX	CSL Limited	6.20		
	30/09/2021	23900/MPL.AX	Medibank Private Limited	23.66		
	01/10/2021	23900/LSF.AX	L1 Long Short Fund Limited	225.00		
	07/10/2021	23900/WES.AX	Wesfarmers Limited	96.43		
	14/12/2021	23900/MQG.AX	Macquarie Group Limited	40.10		

VSML Futures Super Fund

## Exempt Current Pension Income Reconciliation

For The Period 01 July 2021 - 30 June 2022

	Date	Account Code	Account Description	Taxable Amount	Actuary/Pool %	Exempt Amount
<b>Label L</b>						
	15/12/2021	23900/NAB.AX	National Australia Bank Limited	120.31		
	16/12/2021	23900/ANZ.AX	Australia & New Zealand Banking Group	231.43		
	17/12/2021	23900/ALL.AX	Aristocrat Leisure Limited	45.91		
	17/12/2021	23900/WBC.AX	Westpac Banking Corporation	200.83		
	23/03/2022	23900/WPL.AX	Woodside Petroleum Ltd	318.83		
	24/03/2022	23900/MPL.AX	Medibank Private Limited	20.91		
	28/03/2022	23900/BHP.AX	BHP Group Limited	926.44		
	30/03/2022	23900/WES.AX	Wesfarmers Limited	85.71		
	30/03/2022	23900/CBA.AX	Commonwealth Bank Of Australia.	286.50		
	31/03/2022	23900/ALD.AX	Ampol Limited	45.86		
	31/03/2022	23900/RHC.AX	Ramsay Health Care Limited	23.49		
	01/04/2022	23900/LSF.AX	L1 Long Short Fund Limited	300.00		
	01/04/2022	23900/SUN.AX	Suncorp Group Limited	42.48		
	01/04/2022	23900/TLS.AX	Telstra Corporation Limited.	98.81		
	12/04/2022	23900/QBE.AX	QBE Insurance Group Limited	9.45		
	01/06/2022	23900/BHP.AX	BHP Group Limited	1,652.16		
	24/06/2022	23900/WBC.AX	Westpac Banking Corporation	356.07		
			<b>Total</b>	<b>7,492.20</b>	<b>0.000 %</b>	<b>0.00</b>
<b>Label M</b>						
	30/06/2022	23800/LAZ0014AU	Lazard Global Listed Infrastructure	27.00		
	30/06/2022	23800/BGL0105AU	iShares Australian Bond Index Fund	73.00		
	30/06/2022	23800/CSA0038AU	Bentham Global Income Fund	48.00		

**VSML Futures Super Fund**

**Exempt Current Pension Income Reconciliation**

For The Period 01 July 2021 - 30 June 2022

	Date	Account Code	Account Description	Taxable Amount	Actuary/Pool %	Exempt Amount
<b>Label M</b>						
	30/06/2022	23800/BGL0108AU	iShares Aust Listed Prop Ind Fd	91.00		
	30/06/2022	23800/BTA0499AU	PIMCO WS Pls Diversified Fix Int Fd	3.00		
	30/06/2022	23800/HOW3590AU	Lennox Australian Small Comp Fd	377.00		
			<b>Total</b>	619.00	0.000 %	<b>0.00</b>
<b>Label S</b>						
	16/07/2021	26500/000011	Fee Rebates - Asgard	4,472.16		
	05/01/2022	26500/SGP650482136	VSML Futures Super Fund	759.57		
	11/03/2022	26500/000011	Fee Rebates - Asgard	1,995.81		
			<b>Total</b>	7,227.54	0.000 %	<b>0.00</b>
					<b>Total Segment ECPI *</b>	<b>0.00</b>
					<b>SMSF Annual Return Rounding</b>	<b>0.00</b>
					<b>Total ECPI</b>	<b>0.00</b>

\* Total Segment ECPI does not include ECPI amounts from Label A. The total ECPI from Label A is shown separately at the start of the report.

VSML Futures Super Fund

**Pension Non Deductible Expense Report**

For The Period 01 July 2021 - 30 June 2022

	Date	Account Code	Account Description	Amount	Expense %	Deductible	Non Deductible
<b>Segment - 01 July 2021 to 30 June 2022</b>							
<b>Label A</b>							
	30/06/2022	42010/VSMLDUDLEY	4/14 Dudley Street, Annerley QLD	1,149.48			
	30/09/2021	42010/VSMLDUDLEY	4/14 Dudley Street, Annerley QLD	1,170.85			
	31/12/2021	42010/VSMLDUDLEY	4/14 Dudley Street, Annerley QLD	1,202.42			
	31/01/2022	42010/VSMLDUDLEY	4/14 Dudley Street, Annerley QLD	1,200.08			
	28/02/2022	42010/VSMLDUDLEY	4/14 Dudley Street, Annerley QLD	1,082.35			
	29/10/2021	42010/VSMLDUDLEY	4/14 Dudley Street, Annerley QLD	1,129.93			
	29/04/2022	42010/VSMLDUDLEY	4/14 Dudley Street, Annerley QLD	1,116.42			
	31/03/2022	42010/VSMLDUDLEY	4/14 Dudley Street, Annerley QLD	1,194.91			
	31/05/2022	42010/VSMLDUDLEY	4/14 Dudley Street, Annerley QLD	1,228.29			
	30/07/2021	42010/VSMLDUDLEY	4/14 Dudley Street, Annerley QLD	1,175.75			
	31/08/2021	42010/VSMLDUDLEY	4/14 Dudley Street, Annerley QLD	1,250.98			
	30/11/2021	42010/VSMLDUDLEY	4/14 Dudley Street, Annerley QLD	1,243.73			
			<b>Total</b>	14,145.19	0.000 %	14,145.19	0.00

**Label E**

	30/06/2022	33400/VSMLDUDLEY	4/14 Dudley Street, Annerley QLD	6,198.00			
	30/06/2022	33400/VSMLDUDLEY	4/14 Dudley Street, Annerley QLD	711.00			
	30/06/2022	33400/VSMLDUDLEY	4/14 Dudley Street, Annerley QLD	297.00			

VSML Futures Super Fund

# Pension Non Deductible Expense Report

For The Period 01 July 2021 - 30 June 2022

	Date	Account Code	Account Description	Amount	Expense %	Deductible	Non Deductible
<b>Label E</b>							
			<b>Total</b>	7,206.00	0.000 %	7,206.00	0.00
<b>Label H</b>							
	15/03/2022	30700	Auditor's Remuneration	385.00			
			<b>Total</b>	385.00	0.000 %	385.00	0.00
<b>Label I</b>							
	30/06/2022	42150/VSMLDUDLEY	4/14 Dudley Street, Annerley QLD	1,540.72			
	31/05/2022	42100/VSMLDUDLEY	4/14 Dudley Street, Annerley QLD	48.00			
	12/04/2022	37500/VSMLASGARD	Asgard	440.00			
	09/11/2021	37500/VSMLASGARD	Asgard	440.00			
	10/05/2022	37500/VSMLASGARD	Asgard	134.36			
	30/06/2022	42060/VSMLDUDLEY	4/14 Dudley Street, Annerley QLD	343.72			
	08/03/2022	37500/VSMLASGARD	Asgard	125.60			
	12/10/2021	37500/VSMLASGARD	Asgard	137.36			
	30/06/2022	42110/VSMLDUDLEY	4/14 Dudley Street, Annerley QLD	458.70			
	08/02/2022	37500/VSMLASGARD	Asgard	440.00			
	08/09/2021	37500/VSMLASGARD	Asgard	140.59			
	10/05/2022	37500/VSMLASGARD	Asgard	440.00			
	11/01/2022	37500/VSMLASGARD	Asgard	440.00			
	18/08/2021	37500/VSMLASGARD	Asgard	440.00			

VSML Futures Super Fund

# Pension Non Deductible Expense Report

For The Period 01 July 2021 - 30 June 2022

	Date	Account Code	Account Description	Amount	Expense %	Deductible	Non Deductible
<b>Label I</b>							
	30/06/2022	41930/VSMLDUDLEY	4/14 Dudley Street, Annerley QLD	1,850.67			
	09/06/2022	37500/VSMLASGARD	Asgard	135.02			
	10/08/2021	37500/VSMLASGARD	Asgard	137.73			
	09/12/2021	37500/VSMLASGARD	Asgard	139.53			
	13/07/2021	37500/VSMLASGARD	Asgard	134.18			
	30/06/2022	41930/VSMLDUDLEY	4/14 Dudley Street, Annerley QLD	236.50			
	30/06/2022	42040/VSMLDUDLEY	4/14 Dudley Street, Annerley QLD	180.00			
	09/12/2021	37500/VSMLASGARD	Asgard	440.00			
	09/06/2022	37500/VSMLASGARD	Asgard	440.00			
	26/08/2021	37500/VSMLASGARD	Asgard	21.34			
	12/04/2022	37500/VSMLASGARD	Asgard	137.28			
	12/10/2021	37500/VSMLASGARD	Asgard	440.00			
	09/11/2021	37500/VSMLASGARD	Asgard	141.98			
	08/09/2021	37500/VSMLASGARD	Asgard	440.00			
	11/01/2022	37500/VSMLASGARD	Asgard	142.40			
	30/06/2022	41960/4/14 Dudley St	Electricity 4/14 Dudley Street, Annerley QLD	1,721.60			
	08/02/2022	37500/VSMLASGARD	Asgard	142.16			
	30/06/2022	42090/VSMLDUDLEY	4/14 Dudley Street, Annerley QLD	66.00			
	08/03/2022	37500/VSMLASGARD	Asgard	440.00			
	22/04/2022	41980/VSMLDUDLEY	4/14 Dudley Street, Annerley QLD	233.63			
	13/07/2021	37500/VSMLASGARD	Asgard	440.00			
	30/06/2022	42100/VSMLDUDLEY	4/14 Dudley Street, Annerley QLD	3,114.23			

VSML Futures Super Fund

# Pension Non Deductible Expense Report

For The Period 01 July 2021 - 30 June 2022

	Date	Account Code	Account Description	Amount	Expense %	Deductible	Non Deductible
<b>Label I</b>							
			<b>Total</b>	16,743.30	0.000 %	16,743.30	0.00
<b>Label J</b>							
	31/05/2022	31500	Bank Charges	8.00			
	31/12/2021	31500	Bank Charges	8.00			
	31/01/2022	31500	Bank Charges	8.00			
	28/02/2022	31500	Bank Charges	8.00			
	29/04/2022	31500	Bank Charges	8.00			
	16/05/2022	30800	ASIC Fees	56.00			
	31/08/2021	31500	Bank Charges	8.00			
	30/09/2021	31500	Bank Charges	8.00			
	29/10/2021	31500	Bank Charges	8.00			
	22/12/2021	30100	Accountancy Fees	2,970.00			
	16/05/2022	30100	Accountancy Fees	240.00			
	31/03/2022	31500	Bank Charges	8.00			
	30/11/2021	31500	Bank Charges	8.00			
	30/06/2022	31500	Bank Charges	8.00			
	30/07/2021	31500	Bank Charges	8.00			
	08/12/2021	30100	Accountancy Fees	240.00			
	08/12/2021	30800	ASIC Fees	276.00			
			<b>Total</b>	3,878.00	0.000 %	3,878.00	0.00



VSML Futures Super Fund

# Pension Non Deductible Expense Report

For The Period 01 July 2021 - 30 June 2022

	Date	Account Code	Account Description	Amount	Expense %	Deductible	Non Deductible	
<b>Label J</b>								
	03/02/2022	30400	ATO Supervisory Levy	259.00				
			<b>Total</b>	259.00	0.000 %	259.00	0.00	
						<b>Label Total</b>	4,137.00	0.00
<b>Label L</b>								
	30/06/2022	41975/1206HAM	VSMLDUDLEY	830.73				
			<b>Total</b>	830.73	0.000 %	830.73	0.00	
						<b>Total Segment Expenses</b>	<b>43,447.22</b>	<b>0.00</b>
						<b>Total Expenses *</b>	<b>43,447.22</b>	<b>0.00</b>

\* General expense percentage - 0.000 %

\* Investment expense percentage - 0.000 %

# VSML Futures Super Fund

## Statement of Taxable Income

For the year ended 30 June 2022

	2022
	\$
Benefits accrued as a result of operations	93,754.36
<b>Less</b>	
Increase in MV of investments	39,231.24
Realised Accounting Capital Gains	40,025.13
Accounting Trust Distributions	9,221.41
	<u>88,477.78</u>
<b>Add</b>	
Pension Payments	7,930.00
Franking Credits	7,653.20
Foreign Credits	260.78
Net Capital Gains	30,559.00
Taxable Trust Distributions	458.00
Distributed Foreign income	1,974.41
	<u>48,835.39</u>
SMSF Annual Return Rounding	(2.97)
	<u>54,109.00</u>
<b>Taxable Income or Loss</b>	<u>54,109.00</u>
Income Tax on Taxable Income or Loss	8,116.35
<b>Less</b>	
Franking Credits	7,653.20
Foreign Credits	260.78
	<u>202.37</u>
<b>CURRENT TAX OR REFUND</b>	<u>202.37</u>
Supervisory Levy	259.00
	<u>461.37</u>
<b>AMOUNT DUE OR REFUNDABLE</b>	<u>461.37</u>

\* Distribution tax components review process has not been completed for the financial year.

VSML Futures Super Fund

# Tax Reconciliation Report

For the year ended 30 June 2022

Tax Return Label	Date	Account Code	Account Name	Amount \$
<b>A - Net capital gain</b>				
				30,559.24
<b>Sub-Total</b>				<b>30,559.24</b>
<b>Ignore Cents</b>				<b>0.24</b>
<b>Total</b>				<b>30,559.00</b>
<b>B - Income - Gross rent and other leasing and hiring income</b>				
	09/07/2021	28000/VSMLDUDLEY	4/14 Dudley Street, Annerley QLD	565.86
	23/07/2021	28000/VSMLDUDLEY	4/14 Dudley Street, Annerley QLD	227.44
	06/08/2021	28000/VSMLDUDLEY	4/14 Dudley Street, Annerley QLD	724.10
	20/08/2021	28000/VSMLDUDLEY	4/14 Dudley Street, Annerley QLD	256.54
	17/09/2021	28000/VSMLDUDLEY	4/14 Dudley Street, Annerley QLD	703.94
	01/10/2021	28000/VSMLDUDLEY	4/14 Dudley Street, Annerley QLD	733.22
	14/10/2021	28000/VSMLDUDLEY	4/14 Dudley Street, Annerley QLD	251.72
	28/10/2021	28000/VSMLDUDLEY	4/14 Dudley Street, Annerley QLD	725.98
	12/11/2021	28000/VSMLDUDLEY	4/14 Dudley Street, Annerley QLD	738.72
	10/12/2021	28000/VSMLDUDLEY	4/14 Dudley Street, Annerley QLD	344.70
	17/12/2021	28000/VSMLDUDLEY	4/14 Dudley Street, Annerley QLD	32.08
	24/12/2021	28000/VSMLDUDLEY	4/14 Dudley Street, Annerley QLD	694.73
	07/01/2022	28000/VSMLDUDLEY	4/14 Dudley Street, Annerley QLD	34.22
	21/01/2022	28000/VSMLDUDLEY	4/14 Dudley Street, Annerley QLD	352.31
	04/02/2022	28000/VSMLDUDLEY	4/14 Dudley Street, Annerley QLD	224.65
	18/02/2022	28000/VSMLDUDLEY	4/14 Dudley Street, Annerley QLD	738.72
	18/03/2022	28000/VSMLDUDLEY	4/14 Dudley Street, Annerley QLD	343.93
	25/03/2022	28000/VSMLDUDLEY	4/14 Dudley Street, Annerley QLD	90.30
	01/04/2022	28000/VSMLDUDLEY	4/14 Dudley Street, Annerley QLD	733.22
	22/04/2022	28000/VSMLDUDLEY	4/14 Dudley Street, Annerley QLD	738.72
	29/04/2022	28000/VSMLDUDLEY	4/14 Dudley Street, Annerley QLD	733.22
	13/05/2022	28000/VSMLDUDLEY	4/14 Dudley Street, Annerley QLD	219.30
	01/06/2022	28000/VSMLDUDLEY	4/14 Dudley Street, Annerley QLD	0.34
	10/06/2022	28000/VSMLDUDLEY	4/14 Dudley Street, Annerley QLD	502.22
	24/06/2022	28000/VSMLDUDLEY	4/14 Dudley Street, Annerley QLD	51.57
	30/06/2022	28000/VSMLDUDLEY	4/14 Dudley Street, Annerley QLD	11,041.87
<b>Sub-Total</b>				<b>21,803.62</b>
<b>Ignore Cents</b>				<b>0.62</b>
<b>Total</b>				<b>21,803.00</b>
<b>C - Income - Gross interest</b>				
	31/07/2021	25000/SGP650482136	VSML Futures Super Fund	6.41
	31/08/2021	25000/SGP650482136	VSML Futures Super Fund	8.26
	30/09/2021	25000/SGP650482136	VSML Futures Super Fund	4.65
	31/10/2021	25000/SGP650482136	VSML Futures Super Fund	5.22
	30/11/2021	25000/SGP650482136	VSML Futures Super Fund	4.83
	31/12/2021	25000/SGP650482136	VSML Futures Super Fund	4.64
	31/01/2022	25000/SGP650482136	VSML Futures Super Fund	4.17

**VSML Futures Super Fund**

**Tax Reconciliation Report**

For the year ended 30 June 2022

Tax Return Label	Date	Account Code	Account Name	Amount \$
<b>C - Income - Gross interest</b>				
	28/02/2022	25000/SGP650482136	VSML Futures Super Fund	4.59
	31/03/2022	25000/SGP650482136	VSML Futures Super Fund	4.90
	30/04/2022	25000/SGP650482136	VSML Futures Super Fund	5.61
	31/05/2022	25000/SGP650482136	VSML Futures Super Fund	6.39
	30/06/2022	25000/SGP650482136	VSML Futures Super Fund	8.09
<b>Sub-Total</b>				<b>67.76</b>
<b>Ignore Cents</b>				<b>0.76</b>
<b>Total</b>				<b>67.00</b>
<b>D1 - Income - Gross foreign income</b>				
	17/03/2022	23900/RMD.AX	Resmed Inc	25.20
	17/12/2021	23800/JHX.AX	James Hardie Industries Plc	372.41
	30/06/2022	23800/BGL0105AU	iShares Australian Bond Index Fund	9.00
	30/06/2022	23800/MIA0001AU1	MFS Global Equity Trust	295.00
	30/06/2022	23800/BGL0106AU	iShares International Eq Index Fd	321.00
	30/06/2022	23800/BGL0108AU	iShares Aust Listed Prop Ind Fd	6.00
	30/06/2022	23800/GLOB.AX	Barrow Hanley Global Share Fund (managed Fund)	50.00
	30/06/2022	23800/ETL0419AU	Pan-Tribal Global Equity Fund	42.00
	30/06/2022	23800/FIL31.AX	Fidelity Global Emerging Markets Fund	134.00
	30/06/2022	23800/BAR0001AU	Barwon Gbl List Priv Eqty Fd	27.00
	30/06/2022	23800/CSA0038AU	Bentham Global Income Fund	318.00
	30/06/2022	23800/LAZ0014AU	Lazard Global Listed Infrastructure	638.00
	30/06/2022	23800/HOW3590AU	Lennox Australian Small Comp Fd	19.00
<b>Sub-Total</b>				<b>2,256.61</b>
<b>Ignore Cents</b>				<b>0.61</b>
<b>Total</b>				<b>2,256.00</b>
<b>D - Income - Net foreign income</b>				
	17/03/2022	23900/RMD.AX	Resmed Inc	25.20
	17/12/2021	23800/JHX.AX	James Hardie Industries Plc	372.41
	30/06/2022	23800/BGL0105AU	iShares Australian Bond Index Fund	9.00
	30/06/2022	23800/MIA0001AU1	MFS Global Equity Trust	295.00
	30/06/2022	23800/BGL0106AU	iShares International Eq Index Fd	321.00
	30/06/2022	23800/BGL0108AU	iShares Aust Listed Prop Ind Fd	6.00
	30/06/2022	23800/GLOB.AX	Barrow Hanley Global Share Fund (managed Fund)	50.00
	30/06/2022	23800/ETL0419AU	Pan-Tribal Global Equity Fund	42.00
	30/06/2022	23800/FIL31.AX	Fidelity Global Emerging Markets Fund	134.00
	30/06/2022	23800/BAR0001AU	Barwon Gbl List Priv Eqty Fd	27.00
	30/06/2022	23800/CSA0038AU	Bentham Global Income Fund	318.00
	30/06/2022	23800/LAZ0014AU	Lazard Global Listed Infrastructure	638.00
	30/06/2022	23800/HOW3590AU	Lennox Australian Small Comp Fd	19.00

VSML Futures Super Fund

# Tax Reconciliation Report

For the year ended 30 June 2022

Tax Return Label	Date	Account Code	Account Name	Amount \$
<b>D - Income - Net foreign income</b>				
<b>Sub-Total</b>				<b>2,256.61</b>
<b>Ignore Cents</b>				<b>0.61</b>
<b>Total</b>				<b>2,256.00</b>
<b>J - Unfranked dividend amount</b>				
	02/07/2021	23900/MQG.AX	Macquarie Group Limited	172.86
	25/08/2021	23900/JHG.AX	Janus Henderson Group Plc	118.43
	23/09/2021	23900/RMD.AX	Resmed Inc	21.47
	24/09/2021	23900/QBE.AX	QBE Insurance Group Limited	114.94
	28/09/2021	23900/AMC.AX	Amcor Plc	135.25
	30/09/2021	23900/CSL.AX	CSL Limited	130.19
	24/11/2021	23900/JHG.AX	Janus Henderson Group Plc	118.57
	14/12/2021	23900/AMC.AX	Amcor Plc	135.92
	14/12/2021	23900/MQG.AX	Macquarie Group Limited	140.35
	16/12/2021	23900/RMD.AX	Resmed Inc	21.04
	14/02/2022	23900/BLD.AX	Boral Limited.	82.74
	28/02/2022	23900/JHG.AX	Janus Henderson Group Plc	122.59
	15/03/2022	23900/AMC.AX	Amcor Plc	143.06
	06/04/2022	23900/CSL.AX	CSL Limited	129.48
	12/04/2022	23900/QBE.AX	QBE Insurance Group Limited	198.53
	14/06/2022	23900/AMC.AX	Amcor Plc	296.40
	16/06/2022	23900/RMD.AX	Resmed Inc	39.79
<b>Sub-Total</b>				<b>2,121.61</b>
<b>Ignore Cents</b>				<b>0.61</b>
<b>Total</b>				<b>2,121.00</b>
<b>K - Franked dividend amount</b>				
	01/07/2021	23900/ANZ.AX	Australia & New Zealand Banking Group Limited	525.00
	02/07/2021	23900/ALL.AX	Aristocrat Leisure Limited	61.80
	02/07/2021	23900/NAB.AX	National Australia Bank Limited	251.40
	02/07/2021	23900/MQG.AX	Macquarie Group Limited	115.24
	21/09/2021	23900/BHP.AX	BHP Group Limited	2,821.17
	22/09/2021	23900/SUN.AX	Suncorp Group Limited	206.88
	23/09/2021	23900/ALD.AX	Ampol Limited	135.72
	23/09/2021	23900/TLS.AX	Telstra Corporation Limited.	230.56
	24/09/2021	23900/WPL.AX	Woodside Petroleum Ltd	208.86
	24/09/2021	23900/QBE.AX	QBE Insurance Group Limited	12.77
	29/09/2021	23900/CBA.AX	Commonwealth Bank Of Australia.	764.00
	30/09/2021	23900/MPL.AX	Medibank Private Limited	55.20
	30/09/2021	23900/RHC.AX	Ramsay Health Care Limited	116.39
	30/09/2021	23900/CSL.AX	CSL Limited	14.47
	01/10/2021	23900/LSF.AX	L1 Long Short Fund Limited	525.00
	07/10/2021	23900/WES.AX	Wesfarmers Limited	225.00
	14/12/2021	23900/MQG.AX	Macquarie Group Limited	93.57

VSML Futures Super Fund

# Tax Reconciliation Report

For the year ended 30 June 2022

Tax Return Label	Date	Account Code	Account Name	Amount \$
<b>K - Franked dividend amount</b>				
	15/12/2021	23900/NAB.AX	National Australia Bank Limited	280.73
	16/12/2021	23900/ANZ.AX	Australia & New Zealand Banking Group Limited	540.00
	17/12/2021	23900/ALL.AX	Aristocrat Leisure Limited	107.12
	17/12/2021	23900/WBC.AX	Westpac Banking Corporation	468.60
	23/03/2022	23900/WPL.AX	Woodside Petroleum Ltd	743.94
	24/03/2022	23900/MPL.AX	Medibank Private Limited	48.80
	28/03/2022	23900/BHP.AX	BHP Group Limited	2,161.70
	30/03/2022	23900/WES.AX	Wesfarmers Limited	200.00
	30/03/2022	23900/CBA.AX	Commonwealth Bank Of Australia.	668.50
	31/03/2022	23900/RHC.AX	Ramsay Health Care Limited	54.81
	31/03/2022	23900/ALD.AX	Ampol Limited	107.01
	01/04/2022	23900/LSF.AX	L1 Long Short Fund Limited	700.00
	01/04/2022	23900/TLS.AX	Telstra Corporation Limited.	230.56
	01/04/2022	23900/SUN.AX	Suncorp Group Limited	99.13
	12/04/2022	23900/QBE.AX	QBE Insurance Group Limited	22.06
	01/06/2022	23900/BHP.AX	BHP Group Limited	3,855.04
	24/06/2022	23900/WBC.AX	Westpac Banking Corporation	830.82
<b>Sub-Total</b>				<b>17,481.85</b>
<b>Ignore Cents</b>				<b>0.85</b>
<b>Total</b>				<b>17,481.00</b>
<b>L - Income - Dividend franking credit</b>				
	01/07/2021	23900/ANZ.AX	Australia & New Zealand Banking Group Limited	225.00
	02/07/2021	23900/ALL.AX	Aristocrat Leisure Limited	26.49
	02/07/2021	23900/NAB.AX	National Australia Bank Limited	107.74
	02/07/2021	23900/MQG.AX	Macquarie Group Limited	49.39
	21/09/2021	23900/BHP.AX	BHP Group Limited	1,209.07
	22/09/2021	23900/SUN.AX	Suncorp Group Limited	88.66
	23/09/2021	23900/ALD.AX	Ampol Limited	58.17
	23/09/2021	23900/TLS.AX	Telstra Corporation Limited.	98.81
	24/09/2021	23900/WPL.AX	Woodside Petroleum Ltd	89.51
	24/09/2021	23900/QBE.AX	QBE Insurance Group Limited	5.47
	29/09/2021	23900/CBA.AX	Commonwealth Bank Of Australia.	327.43
	30/09/2021	23900/MPL.AX	Medibank Private Limited	23.66
	30/09/2021	23900/RHC.AX	Ramsay Health Care Limited	49.88
	30/09/2021	23900/CSL.AX	CSL Limited	6.20
	01/10/2021	23900/LSF.AX	L1 Long Short Fund Limited	225.00
	07/10/2021	23900/WES.AX	Wesfarmers Limited	96.43
	14/12/2021	23900/MQG.AX	Macquarie Group Limited	40.10
	15/12/2021	23900/NAB.AX	National Australia Bank Limited	120.31
	16/12/2021	23900/ANZ.AX	Australia & New Zealand Banking Group Limited	231.43
	17/12/2021	23900/ALL.AX	Aristocrat Leisure Limited	45.91

## VSML Futures Super Fund

# Tax Reconciliation Report

For the year ended 30 June 2022

Tax Return Label	Date	Account Code	Account Name	Amount \$
<b>L - Income - Dividend franking credit</b>				
	17/12/2021	23900/WBC.AX	Westpac Banking Corporation	200.83
	23/03/2022	23900/WPL.AX	Woodside Petroleum Ltd	318.83
	24/03/2022	23900/MPL.AX	Medibank Private Limited	20.91
	28/03/2022	23900/BHP.AX	BHP Group Limited	926.44
	30/03/2022	23900/WES.AX	Wesfarmers Limited	85.71
	30/03/2022	23900/CBA.AX	Commonwealth Bank Of Australia.	286.50
	31/03/2022	23900/RHC.AX	Ramsay Health Care Limited	23.49
	31/03/2022	23900/ALD.AX	Ampol Limited	45.86
	01/04/2022	23900/LSF.AX	L1 Long Short Fund Limited	300.00
	01/04/2022	23900/TLS.AX	Telstra Corporation Limited.	98.81
	01/04/2022	23900/SUN.AX	Suncorp Group Limited	42.48
	12/04/2022	23900/QBE.AX	QBE Insurance Group Limited	9.45
	01/06/2022	23900/BHP.AX	BHP Group Limited	1,652.16
	24/06/2022	23900/WBC.AX	Westpac Banking Corporation	356.07
<b>Sub-Total</b>				<b>7,492.20</b>
<b>Ignore Cents</b>				<b>0.20</b>
<b>Total</b>				<b>7,492.00</b>
<b>M - Gross trust distributions</b>				
	30/06/2022	23800/BGL0105AU	iShares Australian Bond Index Fund	73.00
	30/06/2022	23800/BGL0108AU	iShares Aust Listed Prop Ind Fd	91.00
	30/06/2022	23800/CSA0038AU	Bentham Global Income Fund	48.00
	30/06/2022	23800/LAZ0014AU	Lazard Global Listed Infrastructure	27.00
	30/06/2022	23800/HOW3590AU	Lennox Australian Small Comp Fd	377.00
	30/06/2022	23800/BTA0499AU	PIMCO WS Pls Diversified Fix Int Fd	3.00
<b>Sub-Total</b>				<b>619.00</b>
<b>Ignore Cents</b>				<b>0.00</b>
<b>Total</b>				<b>619.00</b>
<b>R2 - Assessable personal contributions</b>				
	06/04/2022	24200/PARSTE00001A	(Contributions) Parker, Stephen - Accumulation (Accumulation)	7,930.00
<b>Sub-Total</b>				<b>7,930.00</b>
<b>Ignore Cents</b>				<b>0.00</b>
<b>Total</b>				<b>7,930.00</b>
<b>R - Assessable contributions (R1 plus R2 plus R3 less R6)</b>				
			Assessable personal contributions	7,930.00
<b>Sub-Total</b>				<b>7,930.00</b>
<b>Ignore Cents</b>				<b>0.00</b>
<b>Total</b>				<b>7,930.00</b>
<b>S - Income - Other income</b>				
	05/01/2022	26500/SGP650482136	VSML Futures Super Fund	759.57
	16/07/2021	26500/000011	Fee Rebates - Asgard	4,472.16
	11/03/2022	26500/000011	Fee Rebates - Asgard	1,995.81

VSML Futures Super Fund

# Tax Reconciliation Report

For the year ended 30 June 2022

Tax Return Label	Date	Account Code	Account Name	Amount \$
<b>S - Income - Other income</b>				
<b>Sub-Total</b>				<b>7,227.54</b>
<b>Ignore Cents</b>				<b>0.54</b>
<b>Total</b>				<b>7,227.00</b>
<b>W - GROSS INCOME (Sum of labels A to U)</b>				
				97,555.00
<b>Sub-Total</b>				<b>97,555.00</b>
<b>Ignore Cents</b>				<b>0.00</b>
<b>Total</b>				<b>97,555.00</b>
<b>V - TOTAL ASSESSABLE INCOME (W less Y)</b>				
				97,555.00
<b>Sub-Total</b>				<b>97,555.00</b>
<b>Ignore Cents</b>				<b>0.00</b>
<b>Total</b>				<b>97,555.00</b>
<b>A1 - Expenses - Interest expenses within Australia</b>				
	30/07/2021	42010/VSMLDUDLEY	4/14 Dudley Street, Annerley QLD	1,175.75
	31/08/2021	42010/VSMLDUDLEY	4/14 Dudley Street, Annerley QLD	1,250.98
	30/09/2021	42010/VSMLDUDLEY	4/14 Dudley Street, Annerley QLD	1,170.85
	29/10/2021	42010/VSMLDUDLEY	4/14 Dudley Street, Annerley QLD	1,129.93
	30/11/2021	42010/VSMLDUDLEY	4/14 Dudley Street, Annerley QLD	1,243.73
	31/12/2021	42010/VSMLDUDLEY	4/14 Dudley Street, Annerley QLD	1,202.42
	31/01/2022	42010/VSMLDUDLEY	4/14 Dudley Street, Annerley QLD	1,200.08
	28/02/2022	42010/VSMLDUDLEY	4/14 Dudley Street, Annerley QLD	1,082.35
	31/03/2022	42010/VSMLDUDLEY	4/14 Dudley Street, Annerley QLD	1,194.91
	29/04/2022	42010/VSMLDUDLEY	4/14 Dudley Street, Annerley QLD	1,116.42
	31/05/2022	42010/VSMLDUDLEY	4/14 Dudley Street, Annerley QLD	1,228.29
	30/06/2022	42010/VSMLDUDLEY	4/14 Dudley Street, Annerley QLD	1,149.48
<b>Sub-Total</b>				<b>14,145.19</b>
<b>Ignore Cents</b>				<b>0.19</b>
<b>Total</b>				<b>14,145.00</b>
<b>E1 - Expenses - Decline in value of depreciating assets</b>				
	30/06/2022	33400/VSMLDUDLEY	4/14 Dudley Street, Annerley QLD	297.00
	30/06/2022	33400/VSMLDUDLEY	4/14 Dudley Street, Annerley QLD	6,198.00
	30/06/2022	33400/VSMLDUDLEY	4/14 Dudley Street, Annerley QLD	711.00
<b>Sub-Total</b>				<b>7,206.00</b>
<b>Ignore Cents</b>				<b>0.00</b>
<b>Total</b>				<b>7,206.00</b>
<b>H1 - Expenses - SMSF auditor fee</b>				
	15/03/2022	30700	Auditor's Remuneration	385.00



VSML Futures Super Fund

# Tax Reconciliation Report

For the year ended 30 June 2022

Tax Return Label	Date	Account Code	Account Name	Amount \$
<b>H1 - Expenses - SMSF auditor fee</b>				
<b>Sub-Total</b>				<b>385.00</b>
<b>Ignore Cents</b>				<b>0.00</b>
<b>Total</b>				<b>385.00</b>

**I1 - Expenses - Investment expenses**

	09/11/2021	37500/VSMLASGARD	Asgard	141.98
	09/12/2021	37500/VSMLASGARD	Asgard	440.00
	13/07/2021	37500/VSMLASGARD	Asgard	440.00
	09/12/2021	37500/VSMLASGARD	Asgard	139.53
	13/07/2021	37500/VSMLASGARD	Asgard	134.18
	11/01/2022	37500/VSMLASGARD	Asgard	440.00
	10/08/2021	37500/VSMLASGARD	Asgard	137.73
	08/09/2021	37500/VSMLASGARD	Asgard	440.00
	11/01/2022	37500/VSMLASGARD	Asgard	142.40
	08/09/2021	37500/VSMLASGARD	Asgard	140.59
	08/02/2022	37500/VSMLASGARD	Asgard	440.00
	12/10/2021	37500/VSMLASGARD	Asgard	440.00
	08/02/2022	37500/VSMLASGARD	Asgard	142.16
	12/10/2021	37500/VSMLASGARD	Asgard	137.36
	09/11/2021	37500/VSMLASGARD	Asgard	440.00
	08/03/2022	37500/VSMLASGARD	Asgard	440.00
	08/03/2022	37500/VSMLASGARD	Asgard	125.60
	12/04/2022	37500/VSMLASGARD	Asgard	137.28
	10/05/2022	37500/VSMLASGARD	Asgard	440.00
	12/04/2022	37500/VSMLASGARD	Asgard	440.00
	10/05/2022	37500/VSMLASGARD	Asgard	134.36
	09/06/2022	37500/VSMLASGARD	Asgard	135.02
	18/08/2021	37500/VSMLASGARD	Asgard	440.00
	30/06/2022	41930/VSMLDUDLEY	4/14 Dudley Street, Annerley QLD	1,850.67
	30/06/2022	42090/VSMLDUDLEY	4/14 Dudley Street, Annerley QLD	66.00
	30/06/2022	41930/VSMLDUDLEY	4/14 Dudley Street, Annerley QLD	236.50
	30/06/2022	41960/4/14 Dudley St	Electricity 4/14 Dudley Street, Annerley QLD	1,721.60
	30/06/2022	42150/VSMLDUDLEY	4/14 Dudley Street, Annerley QLD	1,540.72
	30/06/2022	42040/VSMLDUDLEY	4/14 Dudley Street, Annerley QLD	180.00
	30/06/2022	42100/VSMLDUDLEY	4/14 Dudley Street, Annerley QLD	3,114.23
	30/06/2022	42060/VSMLDUDLEY	4/14 Dudley Street, Annerley QLD	343.72
	30/06/2022	42110/VSMLDUDLEY	4/14 Dudley Street, Annerley QLD	458.70
	22/04/2022	41980/VSMLDUDLEY	4/14 Dudley Street, Annerley QLD	233.63
	09/06/2022	37500/VSMLASGARD	Asgard	440.00
	26/08/2021	37500/VSMLASGARD	Asgard	21.34
	31/05/2022	42100/VSMLDUDLEY	4/14 Dudley Street, Annerley QLD	48.00

VSML Futures Super Fund

# Tax Reconciliation Report

For the year ended 30 June 2022

Tax Return Label	Date	Account Code	Account Name	Amount \$
<b>I1 - Expenses - Investment expenses</b>				
<b>Sub-Total</b>				<b>16,743.30</b>
<b>Ignore Cents</b>				<b>0.30</b>
<b>Total</b>				<b>16,743.00</b>
<b>J1 - Expenses - Management and administration expenses</b>				
	30/07/2021	31500	Bank Charges	8.00
	31/08/2021	31500	Bank Charges	8.00
	30/09/2021	31500	Bank Charges	8.00
	29/10/2021	31500	Bank Charges	8.00
	30/11/2021	31500	Bank Charges	8.00
	08/12/2021	30800	ASIC Fees	276.00
	08/12/2021	30100	Accountancy Fees	240.00
	22/12/2021	30100	Accountancy Fees	2,970.00
	31/12/2021	31500	Bank Charges	8.00
	31/01/2022	31500	Bank Charges	8.00
	28/02/2022	31500	Bank Charges	8.00
	31/03/2022	31500	Bank Charges	8.00
	29/04/2022	31500	Bank Charges	8.00
	16/05/2022	30800	ASIC Fees	56.00
	16/05/2022	30100	Accountancy Fees	240.00
	31/05/2022	31500	Bank Charges	8.00
	30/06/2022	31500	Bank Charges	8.00
	03/02/2022	30400	ATO Supervisory Levy	259.00
<b>Sub-Total</b>				<b>4,137.00</b>
<b>Ignore Cents</b>				<b>0.00</b>
<b>Total</b>				<b>4,137.00</b>
<b>L1 - Expenses - Other amounts (Fully deductible)</b>				
	30/06/2022	41975/1206HAM	VSMLDUDLEY	830.73
<b>Sub-Total</b>				<b>830.73</b>
<b>Ignore Cents</b>				<b>0.73</b>
<b>Total</b>				<b>830.00</b>
<b>N - TOTAL DEDUCTIONS</b>				
				43,446.00
<b>Sub-Total</b>				<b>43,446.00</b>
<b>Ignore Cents</b>				<b>0.00</b>
<b>Total</b>				<b>43,446.00</b>
<b>O - TAXABLE INCOME OR LOSS</b>				
				54,109.00
<b>Sub-Total</b>				<b>54,109.00</b>
<b>Ignore Cents</b>				<b>0.00</b>
<b>Total</b>				<b>54,109.00</b>
<b>Z - TOTAL SMSF EXPENSES</b>				

**VSML Futures Super Fund**

**Tax Reconciliation Report**

For the year ended 30 June 2022

Tax Return Label	Date	Account Code	Account Name	Amount \$
<b>Z - TOTAL SMSF EXPENSES</b>				
				43,446.00
<b>Sub-Total</b>				<b>43,446.00</b>
<b>Ignore Cents</b>				<b>0.00</b>
<b>Total</b>				<b>43,446.00</b>
<b>A - Taxable income</b>				
				54,109.00
<b>Sub-Total</b>				<b>54,109.00</b>
<b>Ignore Cents</b>				<b>0.00</b>
<b>Total</b>				<b>54,109.00</b>
<b>T1 - Tax on taxable income</b>				
				8,116.35
<b>Sub-Total</b>				<b>8,116.35</b>
<b>Ignore Cents</b>				<b>0.00</b>
<b>Total</b>				<b>8,116.35</b>
<b>B - Gross Tax</b>				
				8,116.35
<b>Sub-Total</b>				<b>8,116.35</b>
<b>Ignore Cents</b>				<b>0.00</b>
<b>Total</b>				<b>8,116.35</b>
<b>C1 - Foreign income tax offset</b>				
	17/03/2022	23900/RMD.AX	Resmed Inc	3.78
	30/06/2022	23800/MIA0001AU1	MFS Global Equity Trust	56.00
	30/06/2022	23800/BGL0106AU	iShares International Eq Index Fd	40.00
	30/06/2022	23800/GLOB.AX	Barrow Hanley Global Share Fund (managed Fund)	5.00
	30/06/2022	23800/ETL0419AU	Pan-Tribal Global Equity Fund	30.00
	30/06/2022	23800/FIL31.AX	Fidelity Global Emerging Markets Fund	26.00
	30/06/2022	23800/BAR0001AU	Barwon Gbl List Priv Eqty Fd	27.00
	30/06/2022	23800/LAZ0014AU	Lazard Global Listed Infrastructure	68.00
	30/06/2022	23800/HOW3590AU	Lennox Australian Small Comp Fd	5.00
<b>Sub-Total</b>				<b>260.78</b>
<b>Ignore Cents</b>				<b>0.00</b>
<b>Total</b>				<b>260.78</b>
<b>C - Non-refundable non-carry forward tax offsets</b>				
				260.78
<b>Sub-Total</b>				<b>260.78</b>
<b>Ignore Cents</b>				<b>0.00</b>
<b>Total</b>				<b>260.78</b>
<b>T2 - SUBTOTAL</b>				
				7,855.57

VSML Futures Super Fund

# Tax Reconciliation Report

For the year ended 30 June 2022

Tax Return Label	Date	Account Code	Account Name	Amount \$
<b>T2 - SUBTOTAL</b>				
Sub-Total				7,855.57
Ignore Cents				0.00
Total				7,855.57
<b>T3 - SUBTOTAL 2</b>				
				7,855.57
Sub-Total				7,855.57
Ignore Cents				0.00
Total				7,855.57
<b>E1 - Complying fund's franking credits tax offset</b>				
	01/07/2021	23900/ANZ.AX	Australia & New Zealand Banking Group Limited	225.00
	02/07/2021	23900/ALL.AX	Aristocrat Leisure Limited	26.49
	02/07/2021	23900/NAB.AX	National Australia Bank Limited	107.74
	02/07/2021	23900/MQG.AX	Macquarie Group Limited	49.39
	21/09/2021	23900/BHP.AX	BHP Group Limited	1,209.07
	22/09/2021	23900/SUN.AX	Suncorp Group Limited	88.66
	23/09/2021	23900/ALD.AX	Ampol Limited	58.17
	23/09/2021	23900/TLS.AX	Telstra Corporation Limited.	98.81
	24/09/2021	23900/WPL.AX	Woodside Petroleum Ltd	89.51
	24/09/2021	23900/QBE.AX	QBE Insurance Group Limited	5.47
	29/09/2021	23900/CBA.AX	Commonwealth Bank Of Australia.	327.43
	30/09/2021	23900/MPL.AX	Medibank Private Limited	23.66
	30/09/2021	23900/RHC.AX	Ramsay Health Care Limited	49.88
	30/09/2021	23900/CSL.AX	CSL Limited	6.20
	01/10/2021	23900/LSF.AX	L1 Long Short Fund Limited	225.00
	07/10/2021	23900/WES.AX	Wesfarmers Limited	96.43
	14/12/2021	23900/MQG.AX	Macquarie Group Limited	40.10
	15/12/2021	23900/NAB.AX	National Australia Bank Limited	120.31
	16/12/2021	23900/ANZ.AX	Australia & New Zealand Banking Group Limited	231.43
	17/12/2021	23900/ALL.AX	Aristocrat Leisure Limited	45.91
	17/12/2021	23900/WBC.AX	Westpac Banking Corporation	200.83
	23/03/2022	23900/WPL.AX	Woodside Petroleum Ltd	318.83
	24/03/2022	23900/MPL.AX	Medibank Private Limited	20.91
	28/03/2022	23900/BHP.AX	BHP Group Limited	926.44
	30/03/2022	23900/WES.AX	Wesfarmers Limited	85.71
	30/03/2022	23900/CBA.AX	Commonwealth Bank Of Australia.	286.50
	31/03/2022	23900/RHC.AX	Ramsay Health Care Limited	23.49
	31/03/2022	23900/ALD.AX	Ampol Limited	45.86
	01/04/2022	23900/LSF.AX	L1 Long Short Fund Limited	300.00
	01/04/2022	23900/TLS.AX	Telstra Corporation Limited.	98.81
	01/04/2022	23900/SUN.AX	Suncorp Group Limited	42.48
	12/04/2022	23900/QBE.AX	QBE Insurance Group Limited	9.45

## VSML Futures Super Fund

# Tax Reconciliation Report

For the year ended 30 June 2022

Tax Return Label	Date	Account Code	Account Name	Amount \$
<b>E1 - Complying fund's franking credits tax offset</b>				
	01/06/2022	23900/BHP.AX	BHP Group Limited	1,652.16
	24/06/2022	23900/WBC.AX	Westpac Banking Corporation	356.07
	30/06/2022	23800/BGL0108AU	iShares Aust Listed Prop Ind Fd	3.00
	30/06/2022	23800/LAZ0014AU	Lazard Global Listed Infrastructure	9.00
	30/06/2022	23800/HOW3590AU	Lennox Australian Small Comp Fd	149.00
<b>Sub-Total</b>				<b>7,653.20</b>
<b>Ignore Cents</b>				<b>0.00</b>
<b>Total</b>				<b>7,653.20</b>
<b>E - Refundable tax offsets</b>				
				7,653.20
<b>Sub-Total</b>				<b>7,653.20</b>
<b>Ignore Cents</b>				<b>0.00</b>
<b>Total</b>				<b>7,653.20</b>
<b>T5 - TAX PAYABLE</b>				
				202.37
<b>Sub-Total</b>				<b>202.37</b>
<b>Ignore Cents</b>				<b>0.00</b>
<b>Total</b>				<b>202.37</b>
<b>L - Supervisory levy</b>				
				259.00
<b>Sub-Total</b>				<b>259.00</b>
<b>Ignore Cents</b>				<b>0.00</b>
<b>Total</b>				<b>259.00</b>
<b>S - AMOUNT DUE OR REFUNDABLE</b>				
				461.37
<b>Sub-Total</b>				<b>461.37</b>
<b>Ignore Cents</b>				<b>0.00</b>
<b>Total</b>				<b>461.37</b>



## Income tax 552

---

Date generated	20/10/2022
Overdue	\$0.00
Not yet due	\$0.00
Balance	\$0.00

## Transactions

---

2 results found - from 01 July 2021 to 30 June 2022 sorted by processed date ordered oldest to newest

Processed date	Effective date	Description	Debit (DR)	Credit (CR)	Balance
31 Jan 2022	31 Jan 2022	Tax return Self Man Superfund - Income Tax for the period from 01 Jul 20 to 30 Jun 21		\$2,642.32	\$2,642.32 CR
31 Jan 2022	3 Feb 2022	EFT refund for Income Tax for the period from 01 Jul 20 to 30 Jun 21	\$2,642.32		\$0.00

---

# 85500 - Limited Recourse Borrowing Arrangements

2022 Financial Year

Preparer Louise Barlow

Reviewer Sam Greco

Status Ready for Review

Account Code	Description	CY Balance	LY Balance	Change
VSMLDUDLEY	4/14 Dudley Street, Annerley QLD	(\$297,915.05)	(\$305,250.58)	(2.4)%
<b>TOTAL</b>		<b>CY Balance</b>	<b>LY Balance</b>	
		(\$297,915.05)	(\$305,250.58)	

## Supporting Documents

- General Ledger [Report](#)
- BS - NAB Tailored Home Loan.pdf

## Standard Checklist

- Attach Bank Statements, Loan statements and Loan Agreements
- Attach Security/Holding Trust deed
- Copy of bare trust agreement

# VSML Futures Super Fund

## General Ledger

As at 30 June 2022

Transaction Date	Description	Units	Debit	Credit	Balance \$
<b>Limited Recourse Borrowing Arrangements (85500)</b>					
<u>4/14 Dudley Street, Annerley QLD (VSMLDUDLEY)</u>					
01/07/2021	Opening Balance				305,250.58 CR
23/07/2021	BALANCE BROUGHT FORWARD LOAN INSTALMENT TO A/C 733740102		1,798.06		303,452.52 CR
30/07/2021	Debit Interest This Financial Year To Date \$1,175.75 Interest Charged			1,175.75	304,628.27 CR
30/07/2021	Loan Service Fee			8.00	304,636.27 CR
24/08/2021	Loan Instalment Parker From A/C 65-048-2136 [LOAN INSTALMENT TO A/C 733740102]		1,798.06		302,838.21 CR
31/08/2021	Debit Interest This Financial Year To Date \$2,426.73 Interest Charged			1,250.98	304,089.19 CR
31/08/2021	Loan Service Fee			8.00	304,097.19 CR
24/09/2021	Loan Instalment Parker From A/C 65-048-2136 [LOAN INSTALMENT TO A/C 733740102]		1,798.06		302,299.13 CR
30/09/2021	Debit Interest This Financial Year To Date \$3,597.58 Interest Charged			1,170.85	303,469.98 CR
30/09/2021	Loan Service Fee			8.00	303,477.98 CR
25/10/2021	Loan Instalment Parker From A/C 65-048-2136 [LOAN INSTALMENT TO A/C 733740102]		1,798.06		301,679.92 CR
29/10/2021	Debit Interest This Financial Year To Date \$4,727.51 Interest Charged			1,129.93	302,809.85 CR
29/10/2021	Loan Service Fee			8.00	302,817.85 CR
24/11/2021	Loan Instalment Parker From A/C 65-048-2136 [LOAN INSTALMENT TO A/C 733740102]		1,798.06		301,019.79 CR
30/11/2021	Debit Interest This Financial Year To Date \$5,971.24 Interest Charged			1,243.73	302,263.52 CR
30/11/2021	Loan Service Fee			8.00	302,271.52 CR
24/12/2021	Loan Instalment Parker From A/C 65-048-2136 [LOAN INSTALMENT TO A/C 733740102]		1,798.06		300,473.46 CR
31/12/2021	Debit Interest This Financial Year To Date \$7,173.66 Interest Charged			1,202.42	301,675.88 CR
31/12/2021	Loan Service Fee			8.00	301,683.88 CR
24/01/2022	Loan Instalment Parker From A/C 65-048-2136 [LOAN INSTALMENT TO A/C 733740102]		1,798.06		299,885.82 CR
31/01/2022	Debit Interest This Financial Year To Date \$8,373.74 Interest Charged			1,200.08	301,085.90 CR
31/01/2022	Loan Service Fee			8.00	301,093.90 CR
24/02/2022	LOAN INSTALMENT TO A/C 733740102		1,798.06		299,295.84 CR
28/02/2022	Debit Interest This Financial Year To Date \$9,456.09 Interest Charged			1,082.35	300,378.19 CR
28/02/2022	Loan Service Fee			8.00	300,386.19 CR
24/03/2022	Loan Instalment Parker From A/C 65-048-2136 [LOAN INSTALMENT TO A/C 733740102]		1,798.06		298,588.13 CR
31/03/2022	Debit Interest This Financial Year To Date \$10,651.00 Interest Charged			1,194.91	299,783.04 CR
31/03/2022	Loan Service Fee			8.00	299,791.04 CR
26/04/2022	Loan Instalment Parker From A/C 65-048-2136 [LOAN INSTALMENT TO A/C 733740102]		1,798.06		297,992.98 CR
29/04/2022	Debit Interest This Financial Year To Date \$11,767.42 Interest Charged			1,116.42	299,109.40 CR
29/04/2022	Loan Service Fee			8.00	299,117.40 CR
24/05/2022	Loan Instalment Parker From A/C 65-048-2136 [LOAN INSTALMENT TO A/C 733740102]		1,798.06		297,319.34 CR



## VSML Futures Super Fund

# General Ledger

As at 30 June 2022

Transaction Date	Description	Units	Debit	Credit	Balance \$
31/05/2022	Debit Interest This Financial Year To Date \$12,995.71 Interest.Charged			1,228.29	298,547.63 CR
31/05/2022	Loan Service Fee			8.00	298,555.63 CR
24/06/2022	Loan Instalment Parker From A/C 65-048- 2136 [LOAN INSTALMENT TO A/C 733740102]		1,798.06		296,757.57 CR
30/06/2022	Debit Interest This Financial Year To Date \$14,145.19 Interest Charged			1,149.48	297,907.05 CR
30/06/2022	Loan Service Fee			8.00	297,915.05 CR
			<b>21,576.72</b>	<b>14,241.19</b>	<b>297,915.05 CR</b>

**Total Debits: 21,576.72**

**Total Credits: 14,241.19**



**NAB Tailored Home Loan**  
 For further information call the  
 Business Servicing Team on 13 10 12



037/000937



VSML FUTURES SUPER FUND  
 132 APPLEBY RD  
 STAFFORD HEIGHTS QLD 4053

**Account Balance Summary**

Opening balance	\$306,412.70	Dr
Total credits	\$10,788.36	
Total debits	\$7,213.87	
<b>Closing balance</b>	<b>\$302,838.21</b>	<b>Dr</b>

**Statement starts 25 February 2021**  
**Statement ends 24 August 2021**

**Available Redraw \$0.00**

**Outlet Details**

330 Collins Street  
 Ground Level, 330 Collins St  
 Melbourne VIC 3000

**Account Details**

VSML SUPER PTY LTD AS TRUSTEE FOR VSML FUTURES SUP  
 BSB number 083-004  
 Account number 73-374-0102

**Transaction Details**

Date	Particulars	Debits	Credits	Balance
25 Feb 2021	Brought forward			306,412.70 Dr
25 Feb 2021	Please Note Your Current Debit Interest Rate Is 4.69%			306,412.70 Dr
26 Feb 2021	Debit Interest This Financial Year To Date \$9,598.93			
	Interest Charged .....	1,108.42		
	Loan Service Fee .....	8.00		307,529.12 Dr
24 Mar 2021	Loan Instalment Parker			
	From A/C 65-048-2136 .....		1,798.06	305,731.06 Dr
31 Mar 2021	Debit Interest This Financial Year To Date \$10,901.32			
	Interest Charged .....	1,302.39		
	Loan Service Fee .....	8.00		307,041.45 Dr
26 Apr 2021	Loan Instalment Parker			
	From A/C 65-048-2136 .....		1,798.06	305,243.39 Dr
30 Apr 2021	Debit Interest This Financial Year To Date \$12,083.98			
	Interest Charged .....	1,182.66		
	Loan Service Fee .....	8.00		306,434.05 Dr
24 May 2021	Loan Instalment Parker			
	From A/C 65-048-2136 .....		1,798.06	304,635.99 Dr
31 May 2021	Debit Interest This Financial Year To Date \$13,302.98			
	Interest Charged .....	1,219.00		
	Loan Service Fee .....	8.00		305,862.99 Dr
24 Jun 2021	Loan Instalment Parker			
	From A/C 65-048-2136 .....		1,798.06	304,064.93 Dr
30 Jun 2021	Debit Interest This Financial Year To Date \$14,480.63			
	Interest Charged .....	1,177.65		
	Loan Service Fee .....	8.00		305,250.58 Dr
26 Jul 2021	Loan Instalment Parker			
	From A/C 65-048-2136 .....		1,798.06	303,452.52 Dr
30 Jul 2021	Debit Interest This Financial Year To Date \$1,175.75			
	Interest Charged .....	1,175.75		
	Loan Service Fee .....	8.00		304,636.27 Dr
24 Aug 2021	Loan Instalment Parker			
	From A/C 65-048-2136 .....		1,798.06	302,838.21 Dr

236/08/01/MC0937/S001487/1002973



**NAB Tailored Home Loan**  
For further information call the  
Business Servicing Team on 13 10 12



037/000808  
VSML FUTURES SUPER FUND  
132 APPLEBY RD  
STAFFORD HEIGHTS QLD 4053

**Account Balance Summary**

Opening balance	\$302,838.21	Dr
Total credits	\$10,788.36	
Total debits	\$7,245.99	
<b>Closing balance</b>	<b>\$299,295.84</b>	<b>Dr</b>

Statement starts 25 August 2021  
Statement ends 24 February 2022

Available Redraw \$0.00

**Outlet Details**

330 Collins Street  
Ground Level, 330 Collins St  
Melbourne VIC 3000

**Account Details**

VSML SUPER PTY LTD AS TRUSTEE FOR VSML FUTURES SUP  
BSB number 083-004  
Account number 73-374-0102

**Transaction Details**

Date	Particulars	Debits	Credits	Balance
25 Aug 2021	Brought forward			302,838.21 Dr
25 Aug 2021	Please Note Your Current Debit Interest Rate Is 4.69%			302,838.21 Dr
31 Aug 2021	Debit Interest This Financial Year To Date \$2,426.73			
	Interest Charged .....	1,250.98		
	Loan Service Fee .....	8.00		
24 Sep 2021	Loan Instalment Parker			304,097.19 Dr
	From A/C 65-048-2136 .....		1,798.06	
30 Sep 2021	Debit Interest This Financial Year To Date \$3,597.58			302,299.13 Dr
	Interest Charged .....	1,170.85		
	Loan Service Fee .....	8.00		
25 Oct 2021	Loan Instalment Parker			303,477.98 Dr
	From A/C 65-048-2136 .....		1,798.06	
29 Oct 2021	Debit Interest This Financial Year To Date \$4,727.51			301,679.92 Dr
	Interest Charged .....	1,129.93		
	Loan Service Fee .....	8.00		
24 Nov 2021	Loan Instalment Parker			302,817.85 Dr
	From A/C 65-048-2136 .....		1,798.06	
30 Nov 2021	Debit Interest This Financial Year To Date \$5,971.24			301,019.79 Dr
	Interest Charged .....	1,243.73		
	Loan Service Fee .....	8.00		
24 Dec 2021	Loan Instalment Parker			302,271.52 Dr
	From A/C 65-048-2136 .....		1,798.06	
31 Dec 2021	Debit Interest This Financial Year To Date \$7,173.66			300,473.46 Dr
	Interest Charged .....	1,202.42		
	Loan Service Fee .....	8.00		
24 Jan 2022	Loan Instalment Parker			301,683.88 Dr
	From A/C 65-048-2136 .....		1,798.06	
31 Jan 2022	Debit Interest This Financial Year To Date \$8,373.74			299,885.82 Dr
	Interest Charged .....	1,200.08		
	Loan Service Fee .....	8.00		
10 Feb 2022	It's a condition of your loan that you maintain insurance on the mortgaged property at all times for at least the full replacement value of the property. Please confirm with your insurer that your policy adequately protects your property. For more information on property insurance go to <a href="http://www.moneysmart.gov.au">www.moneysmart.gov.au</a>			301,093.90 Dr
	Carried forward			301,093.90 Dr

657766/01/M000006/0501144/1002287

**Transaction Details (continued)**

Date	Particulars	Debits	Credits	Balance
	Brought forward			301,093.90 Dr
24 Feb 2022	Loan Instalment Parker From A/C 65-048-2136 .....		1,798.06	299,295.84 Dr

**Summary of Government Charges**

Government	From 1 July to date	Last year to 30 June
Withholding tax	\$0.00	\$0.00
Bank Account Debit (BAD) tax	\$0.00	\$0.00

Bank Accounts Debits (BAD) Tax or State Debits Duty has been abolished for all states & territories effective 1/7/2005. Any amount shown on this statement applies to debits processed on or before 30/06/2005.  
For further information on any applicable rebates, fees or government charges, please refer to the NAB's "A Guide to Fees & Charges" booklet.  
Please retain this statement for taxation purposes

**Explanatory Notes**

Please check all entries and report any apparent error or possible unauthorised transaction immediately.  
We may subsequently adjust debits and credits, which may result in a change to your account balance to accurately reflect the obligations between us.  
For information on resolving problems or disputes, contact us on 1800 152 015, or ask at any NAB branch.  
Any "Available Redraw" amount is available provided that you satisfy the conditions for redraw in your agreement.

655461017/1409006/7501144/100228



**NAB Tailored Home Loan**  
For further information call the  
Business Servicing Team on 13 10 12



037/000892



VSML FUTURES SUPER FUND  
132 APPLEBY RD  
STAFFORD HEIGHTS QLD 4053

**Account Balance Summary**

Opening balance	\$299,295.84	Dr
Total credits	\$10,788.36	
Total debits	\$6,928.65	
<b>Closing balance</b>	<b>\$295,436.13</b>	<b>Dr</b>

Statement starts 25 February 2022  
Statement ends 24 August 2022

Available Redraw \$0.00

**Outlet Details**

330 Collins Street  
Ground Level, 330 Collins St  
Melbourne VIC 3000

**Account Details**

VSML SUPER PTY LTD AS TRUSTEE FOR VSML FUTURES SUP  
BSB number 083-004  
Account number 73-374-0102

**Transaction Details**

Date	Particulars	Debits	Credits	Balance
25 Feb 2022	Brought forward			299,295.84 Dr
25 Feb 2022	Please Note Your Current Debit Interest Rate Is 4.69%			299,295.84 Dr
28 Feb 2022	Debit Interest This Financial Year To Date \$9,456.09			
	Interest Charged .....	1,082.35		
	Loan Service Fee .....	8.00		300,386.19 Dr
24 Mar 2022	Loan Instalment Parker			
	From A/C 65-048-2136 .....		1,798.06	298,588.13 Dr
31 Mar 2022	Debit Interest This Financial Year To Date \$10,651.00			
	Interest Charged .....	1,194.91		
	Loan Service Fee .....	8.00		299,791.04 Dr
26 Apr 2022	Loan Instalment Parker			
	From A/C 65-048-2136 .....		1,798.06	297,992.98 Dr
29 Apr 2022	Debit Interest This Financial Year To Date \$11,767.42			
	Interest Charged .....	1,116.42		
	Loan Service Fee .....	8.00		299,117.40 Dr
24 May 2022	Loan Instalment Parker			
	From A/C 65-048-2136 .....		1,798.06	297,319.34 Dr
31 May 2022	Debit Interest This Financial Year To Date \$12,995.71			
	Interest Charged .....	1,228.29		
	Loan Service Fee .....	8.00		298,555.63 Dr
24 Jun 2022	Loan Instalment Parker			
	From A/C 65-048-2136 .....		1,798.06	296,757.57 Dr
30 Jun 2022	Debit Interest This Financial Year To Date \$14,145.19			
	Interest Charged .....	1,149.48		
	Loan Service Fee .....	8.00		297,915.05 Dr
25 Jul 2022	Loan Instalment Parker			
	From A/C 65-048-2136 .....		1,798.06	296,116.99 Dr
29 Jul 2022	Debit Interest This Financial Year To Date \$1,109.20			
	Interest Charged .....	1,109.20		
	Loan Service Fee .....	8.00		297,234.19 Dr
24 Aug 2022	Loan Instalment Parker			
	From A/C 65-048-2136 .....		1,798.06	295,436.13 Dr

236/08/01/04000892/5001277/1002553

# A - Financial Statements

2022 Financial Year

---

**Preparer** Louise Barlow

**Reviewer** Sam Greco

**Status** Ready for Review

## Supporting Documents

- VSML Futures Super Fund - 2022 Financials for signed.pdf

## Standard Checklist

- Attach copy of Financial Statements
- Attach copy of SMSF Annual Return

20 October, 2022

The Trustees  
VSML Futures Super Fund  
132 Appleby Road  
STAFFORD HEIGHTS QLD 4053

Dear Stephen Parker

**Re: VSML Futures Super Fund**

Enclosed please find the 2022 Superannuation Forms listed below:

1. Financial Statements;
1. Trustee Declaration;
2. Minutes of Meetings;
3. Members Statements;
4. Income Tax Return;
5. Investment Strategy
6. Audit Representation Letter;
7. Audit Engagement Letter

### **Income Tax Returns**

Please peruse the financial statements and income tax return and if the details are correct, sign where indicated and return to us for lodgement. A bound copy of the Financial Statements and Income Tax Return for the Super Fund will be available once the audit has been completed.

Superannuation funds are required to self-assess their liability to taxation. A notice of assessment will **NOT** issue from the Taxation Office and it is the responsibility of the fund to ensure lodgement and any payment is made by the due date, which in your case is **15 May 2023**. However for the 2022 year, we have calculated that the Super Fund has an amount Payable of **\$461.37** after deducting the ATO supervisory levy.

### **Self-Managed Superannuation Fund Audit**

Anyone who runs a Self-Managed Superannuation Fund (SMSF) must ensure that a registered SMSF auditor audits the fund annually. An SMSF auditor examines the validity and accuracy of an SMSF's financial records and makes sure the fund is compliant with superannuation rules. Upon receipt of your signed Financial Statements and Income Tax Return, we will forward your Self-Managed Superfund to a registered independent auditor. You will then be provided with a copy of the auditor's management letter, audit report and auditors invoice approximately 2 weeks after submission.

Minutes

The Minutes of Meetings are contained within the Financial Statements. These minutes are prepared as standard drafts, however you should peruse them to ensure they correctly state the position in relation to the matters raised. They may be amended or added to if your circumstances require. If no alterations are required and you wish to accept the drafts as actual records, please sign the minutes where indicated and return them to our office.

Audit Engagement Letter and Trustee Representation Letter

We also enclose the Audit Engagement Letter and Trustee Representation Letter. The auditors contact details and registrations numbers are contained in these documents. Please peruse these documents and if satisfactory, sign where indicated and return to our office.

Investment Strategy

We have included a copy of your fund's investment strategy in the financial statements.

You should review your strategy regularly (at least annually) to ensure it continues to meet the current and future needs of your members depending on their personal circumstances. It needs to be tailored to your Fund's circumstances and set out why and how you have chosen to invest the Fund's assets to meet these goals..

Certain significant events should also prompt you to review your strategy, such as:

- a market correction (e.g. resulting from Covid-19)
- when a member joins the fund or departs a fund
- when a member commences receiving a pension. This is to ensure the fund has sufficient liquid assets and cash flow to meet minimum pension payments prior to 30 June each year.

You should also document that you have undertaken this review and any decisions made arising from the review. For example, you could do this as part of the annual trustee meeting minutes. You should then provide these minutes or other evidence of a review to the super fund auditor. This will show that you've met the requirement to review regularly and, where necessary, revised your investment strategy.

Other Matters

We wish to advise that the **transition to retirement pension** amount for 2022/2023. for you will be as listed below with the required frequency of at least one annual payment.

Stephen Parker                      (min) \$8,730.00                      (max) \$43,642.68

**2023 Concessional Contributions Cap** - from 1 July 2021, the general concessional contribution cap is \$27,500.00 for all individuals, regardless of age.



**Disclaimer**

Taxation is only one of the matters that must be considered when making a decision on a financial product and you should consider taking advice from the holder of an Australian Financial Services licence before making a decision on a financial product.

Please do not hesitate to contact us if you have any queries or if we can be of further assistance in other matters and thank you for continuing to choose this firm to be of service to you.

Regards

*Sam Greco*

**SAM GRECO**

Encls

*Stephen Parker*

*Veronique De Carue*

.....



CHARTERED ACCOUNTANT

Business Focused Solutions

A.B.N. 16 230 504 491  
 PO Box 354, ASPLEY QLD 4034  
 Phone (07) 3263 5200

Stephen Parker  
 VSML Futures Super Fund  
 132 Appleby Road  
 STAFFORD HEIGHTS QLD 4053

**Tax Invoice**  
**211568**  
  
 Ref: VSML0001  
 24 October, 2022

Description	Amount
Professional Services Rendered  Preparation of Financial Statements for the period ended 30 June 2022 which included: - Dissection and coding of Bank Statements in preparation of Journals for preparation of Trial Balance for the year ended 30 June 2022 - Calculate members benefits and allocate income to each member - Preparation of Member Statements for the period ended 30 June 2022  Preparation and Lodgement of Superannuation Fund Tax Return and associated schedules for the year ended 30 June 2022  Preparation of Resolution of Minutes for the period ended 30 June 2022  Sundry advice and Other Matters  For your convenience the cost of preparing the Actuarial Certificate has been included in our invoice and does not have to be paid separately. (This invoice does not include Auditor Fees. These will be invoiced separately by the Auditor.)*	2,970.00

**Terms: Strictly Seven Days** *S.P.* AMT Due \$ 2,970.00  
 The Amount Due Includes GST of \$270.00  
 \* Indicates Taxable Supply  
*V.D.*  
**Refer to our Terms of Trade on our website [www.taxonline.com.au](http://www.taxonline.com.au)**  
**REMINDER - TAX RETURNS AND BAS'S WILL NOT BE LODGED UNTIL PAYMENT OF INVOICE**

<b>Remittance Advice.</b>		Invoice: 211568
VSML Futures Super Fund		Ref: VSML0001
*Cheque      *Cash      *M/card & VISA Only		24 October, 2022
*Direct Deposit - please use Invoice No. as your REFERENCE		
<b>Senrico Pty Ltd --- BSB 484 799    Acc 167 066 970</b>		<b>Amt Due: \$            2,970.00</b>
Card No.	<input type="text"/> <input type="text"/> <input type="text"/> <input type="text"/> <input type="text"/> <input type="text"/> <input type="text"/> <input type="text"/> <input type="text"/> <input type="text"/> <input type="text"/> <input type="text"/> <input type="text"/> <input type="text"/> <input type="text"/> <input type="text"/> <input type="text"/> <input type="text"/> <input type="text"/> <input type="text"/>	Validation No. <input type="text"/> <input type="text"/> <input type="text"/>
Cardholder .....	Signature .....	Expiry Date ...../.....

# VSML Futures Super Fund

## Financial Statements & Reports

for the year ended

30 June 2022



### Sam Greco & Co

Level 1, 1355 Gympie Road, ASPLEY QLD 4032

PO Box 354, ASPLEY QLD 4034

ABN: 16230504491

Phone 07 3263 5200 Fax 07 3263 4830

Email: [info@taxonline.com.au](mailto:info@taxonline.com.au)

**VSML Futures Super Fund**  
**Operating Statement**  
For the year ended 30 June 2022

	Note	2022 \$	2021 \$
<b>Income</b>			
<b>Investment Income</b>			
Trust Distributions	12	9,221.41	13,359.37
Dividends Received	11	19,624.88	7,961.38
Interest Received		67.76	26.44
Other Investment Income		7,227.54	0.00
Property Income	13	21,803.62	20,800.00
<b>Investment Gains</b>			
Changes in Market Values	14	79,256.37	183,958.15
<b>Contribution Income</b>			
Personal Concessional		7,930.00	6,114.34
<b>Total Income</b>		<u>145,131.58</u>	<u>232,219.68</u>
<b>Expenses</b>			
Accountancy Fees		3,450.00	3,450.00
ATO Supervisory Levy		259.00	259.00
Auditor's Remuneration		385.00	385.00
ASIC Fees		332.00	328.00
Bank Charges		96.00	96.00
Depreciation		7,206.00	7,262.00
Investment expenses		6,949.53	6,127.34
Property Expenses - Agents Management Fees		2,087.17	2,273.15
Property Expenses - Council Rates & Taxes		1,721.60	1,618.35
Property Expenses - Gas		830.73	245.47
Property Expenses - Insurance Premium		233.63	218.14
Property Expenses - Interest on Loans		14,145.19	14,480.63
Property Expenses - Pest Control		180.00	180.00
Property Expenses - Repairs Maintenance		343.72	432.70
Property Expenses - Stationery, Phone and Postage		66.00	66.00
Property Expenses - Strata Levy Fees		3,162.23	2,644.43
Property Expenses - Sundry Expenses		458.70	79.00
Property Expenses - Water Rates		1,540.72	1,458.37
		<u>43,447.22</u>	<u>41,603.58</u>
<b>Member Payments</b>			
Pensions Paid		7,930.00	6,114.34
<b>Total Expenses</b>		<u>51,377.22</u>	<u>47,717.92</u>
<b>Benefits accrued as a result of operations before income tax</b>			
		<u>93,754.36</u>	<u>184,501.76</u>
Income Tax Expense	15	202.37	(2,901.32)
<b>Benefits accrued as a result of operations</b>		<u>93,551.99</u>	<u>187,403.08</u>

*S.P.*

The accompanying notes form part of these financial statements.

*V.D.*

Refer to compilation report

**VSML Futures Super Fund**  
**Statement of Financial Position**

As at 30 June 2022

	Note	2022	2021
		\$	\$
<b>Assets</b>			
<b>Investments</b>			
Fixed Interest Securities (Australian) - Unitised	2	0.00	15,994.72
Managed Investments (Australian)	3	208,020.16	175,174.55
Real Estate Properties ( Australian - Residential)	4	545,000.00	435,000.00
Shares in Listed Companies (Australian)	5	366,035.49	402,081.22
Units in Listed Unit Trusts (Australian)	6	17,992.09	27,943.22
<b>Total Investments</b>		<u>1,137,047.74</u>	<u>1,056,193.71</u>
<b>Other Assets</b>			
VSML Futures Super Fund		28,193.00	17,169.90
Distributions Receivable		7,761.20	10,288.18
Interest Receivable		0.00	30.00
Income Tax Refundable		0.00	2,901.32
<b>Total Other Assets</b>		<u>35,954.20</u>	<u>30,389.40</u>
<b>Total Assets</b>		<u>1,173,001.94</u>	<u>1,086,583.11</u>
Less:			
<b>Liabilities</b>			
Income Tax Payable		202.37	0.00
Limited Recourse Borrowing Arrangements		297,915.05	305,250.58
<b>Total Liabilities</b>		<u>298,117.42</u>	<u>305,250.58</u>
<b>Net assets available to pay benefits</b>		<u>874,884.52</u>	<u>781,332.53</u>
Represented by:			
<b>Liability for accrued benefits allocated to members' accounts</b>	8, 9		
Parker, Stephen - Accumulation		12,799.62	5,234.86
Parker, Stephen - Pension (Transition to Retirement Pension)		436,426.77	396,493.38
De Carne, Veronique - Accumulation		425,658.13	379,604.29
<b>Total Liability for accrued benefits allocated to members' accounts</b>		<u>874,884.52</u>	<u>781,332.53</u>

*S.P.*

*V.D.*

The accompanying notes form part of these financial statements.

Refer to compilation report

## Notes to the Financial Statements

For the year ended 30 June 2022

---

### Note 1: Summary of Significant Accounting Policies

The trustees have prepared the financial statements on the basis that the superannuation fund is a non-reporting entity because there are no users dependent on general purpose financial statements. The financial statements are therefore special purpose financial statements that have been prepared in order to meet the requirements of the Superannuation Industry (Supervision) Act 1993 and accompanying Regulations, the trust deed of the fund and the needs of members.

The financial statements have also been prepared on a cash basis and are based on historical costs, except for investments, which have been measured at market values.

The following significant accounting policies, which are consistent with the policies applied in the previous period unless otherwise stated, have been adopted in the preparation of the financial statements.

The financial statements were authorised for issue by the Director(s).

#### a. Measurement of Investments

The fund initially recognises:

- (i) an investment when it controls the future economic benefits expected to flow from the asset. For financial assets, the trade date is considered to be the date on which control of the future economic benefits attributable to the asset passes to the fund; and
- (ii) a financial liability on the date it becomes a party to the contractual provisions of the instrument.

Investments of the fund have been measured at their market values, which refers to the amount that a willing buyer could reasonably be expected to pay to acquire the asset from a willing seller if the following assumptions were made:

- that the buyer and the seller deal with each other at arm's length in relation to the sale;
- that the sale occurred after proper marketing of the asset; and
- that the buyer and the seller acted knowledgeably and prudentially in relation to the sale.

Market values have been determined as follows:

- (i) shares and other securities listed on the Australian Securities Exchange by reference to the relevant market quotations at the end of the reporting period;
- (ii) units in managed funds by reference to the unit redemption price at the end of the reporting period;
- (iii) fixed-interest securities by reference to the redemption price at the end of the reporting period;
- (iv) unlisted investments are stated at trustees' assessment based on estimated market value at balance date or where necessary, an external valuer's opinion; and
- (v) investment properties at the trustees' assessment of the market value or where necessary a qualified independent valuer's opinion at the end of reporting period.

Financial liabilities, such as trade creditors and other payables, are measured at the gross value of the outstanding balance at the end of the reporting period. The trustees have determined that the gross values of the fund's financial liabilities are equivalent to their market values. Any remeasurement changes in the gross values of non-current financial liabilities (including liabilities for members' accrued benefits) are recognised in the operating statement in the periods in which they occur.

#### b. Cash and Cash Equivalents

Cash and cash equivalents include cash on hand and at call, deposits with banks and short-term, highly liquid investments that are readily convertible to cash and subject to an insignificant risk of change in value.

#### c. Revenue

Revenue is recognised at the fair value of the consideration received or receivable.

##### Interest revenue

Interest revenue is recognised in respect of fixed-interest securities, and cash and cash equivalent balances. Interest revenue is recognised upon receipt.

## Notes to the Financial Statements

For the year ended 30 June 2022

### Dividend revenue

Dividend revenue is recognised when the dividend has been paid or, in the case of dividend reinvestment schemes, when the dividend is credited to the benefit of the fund.

### Rental revenue

Rental revenue arising from operating leases on investment properties is recognised upon receipt.

### Distribution revenue

Distributions from unit trusts and managed funds are recognised as at the date the unit value is quoted ex-distribution and if not received at the end of the reporting period, are reflected in the statement of financial position as a receivable at market value.

### Remeasurement changes in market values

Remeasurement changes in the market values of assets are recognised as income and are determined as the difference between the market value at year-end or consideration received (if sold during the year) and the market value as at the prior year-end or cost (if the investment was acquired during the period).

### d. Liability for Accrued Benefits

The liability for accrued benefits represents the fund's present obligation to pay benefits to members and beneficiaries and has been calculated as the difference between the carrying amount of the assets and the carrying amount of the other payables and income tax liabilities as at the end of the reporting period.

### e. Critical Accounting Estimates and Judgements

The preparation of financial statements requires the trustees to make judgements, estimates and assumptions that affect the application of accounting policies and the reported amounts of assets and liabilities, income and expenses. Actual results may differ from these estimates.

Estimates and underlying assumptions are reviewed on an ongoing basis. Revisions to accounting estimates are recognised in the period in which the estimate is revised and in any future period affected.

### Note 2: Fixed Interest Securities (Australian) - Unitised

	2022 \$		2021 \$
PIMCO WS Pls Diversified Fix Int Fd	0.00		15,994.72
	0.00		15,994.72

### Note 3: Managed Investments (Australian)

	2022 \$		2021 \$
Barwon Glbl List Priv Eqty Fd	8,871.22		0.00
iShares Hdg Inter Eq In Fd	8,816.36		12,024.75
iShares Australian Bond Index Fund	17,069.38	<i>S.P.</i>	0.00
iShares International Eq Index Fd	17,042.96	<i>V.D.</i>	35,382.06
iShares Aust Listed Prop Ind Fd	9,473.43		0.00

Refer to compilation report

## VSML Futures Super Fund

# Notes to the Financial Statements

For the year ended 30 June 2022

Magellan Ws PI Global Fund	0.00	40,138.88
Bentham Global Income Fund	18,463.56	16,451.29
Fidelity Global Emerging Markets Fund	12,596.25	15,010.33
Barrow Hanley Global Share Fund (managed Fund)	28,849.92	0.00
Lennox Australian Small Comp Fd	18,520.94	0.00
Lazard Global Listed Infrastructure	16,901.35	18,152.16
MFS Global Equity Trust	27,297.77	0.00
Pendal Small Comps Fund	0.00	17,995.87
Vanguard Int'l Prop Secs Index Fund	24,117.02	20,019.21
	208,020.16	175,174.55

### Note 4: Real Estate Properties ( Australian - Residential)

	2022 \$	2021 \$
4/14 Dudley Street, Annerley QLD	545,000.00	435,000.00
	545,000.00	435,000.00

### Note 5: Shares in Listed Companies (Australian)

	2022 \$		2021 \$
Auckland International Airport Limited	15,143.76		10,214.36
Ampol Limited	0.00		7,362.81
Aristocrat Leisure Limited	0.00		17,753.08
Amcor Plc	32,057.08		12,845.37
Australia & New Zealand Banking Group Limited	23,043.38		21,112.50
BHP Group Limited	29,576.25		50,464.23
Boral Limited.	0.00		8,687.70
Brambles Limited	13,612.41		0.00
Commonwealth Bank Of Australia.	31,633.00		38,150.34
CSL Limited	28,789.42		25,952.29
G8 Education Limited	11,629.27	S.P.	0.00
Janus Henderson Group Plc	0.00	V.D.	11,838.75
James Hardie Industries Plc	0.00		30,693.06
L1 Long Short Fund Limited	18,183.68		44,450.00
Medibank Private Limited	0.00		2,528.00

Refer to compilation report



## VSML Futures Super Fund

# Notes to the Financial Statements

For the year ended 30 June 2022

Macquarie Group Limited	14,147.86	13,452.98
National Australia Bank Limited	0.00	10,986.18
QBE Insurance Group Limited	0.00	12,527.19
Ramsay Health Care Limited	0.00	7,113.35
Resmed Inc	23,447.16	14,086.80
Suncorp Group Limited	16,382.16	4,788.41
Telstra Corporation Limited.	20,566.70	10,836.32
Westpac Banking Corporation	26,559.00	20,157.61
Woodside Energy Group Ltd	20,282.08	0.00
Wesfarmers Limited	17,057.37	14,775.00
Woolworths Group Limited	20,185.20	0.00
Woodside Petroleum Ltd	3,739.71	11,304.89
	366,035.49	402,081.22

### Note 6: Units in Listed Unit Trusts (Australian)

	2022 \$	2021 \$
Pan-Tribal Global Equity Fund	17,992.09	27,943.22
	17,992.09	27,943.22

### Note 8: Liability for Accrued Benefits

	2022 \$	2021 \$
Liability for accrued benefits at beginning of year	781,332.53	593,929.45
Benefits accrued as a result of operations	93,551.99	187,403.08
Current year member movements	0.00	0.00
Liability for accrued benefits at end of year	874,884.52	781,332.53

*S.P.*

*V.D.*

### Note 9: Vested Benefits

Vested benefits are benefits which are not conditional upon continued membership of the fund (or any factor other than resignation from the plan) and include benefits which members were entitled to receive had they terminated their fund membership as at the end of the reporting period.

Refer to compilation report

**VSML Futures Super Fund**

**Notes to the Financial Statements**

For the year ended 30 June 2022

	2022 \$	2021 \$
Vested Benefits	874,884.52	781,332.53

**Note 10: Guaranteed Benefits**

No guarantees have been made in respect of any part of the liability for accrued benefits.

**Note 11: Dividends**

	2022 \$	2021 \$
Ancor Plc	710.63	533.85
Ampol Limited	242.73	125.28
Aristocrat Leisure Limited	168.92	41.20
Australia & New Zealand Banking Group Limited	1,065.00	450.00
BHP Group Limited	8,837.91	2,146.48
Boral Limited.	82.74	0.00
CSL Limited	274.14	256.50
Commonwealth Bank Of Australia.	1,432.50	947.36
Janus Henderson Group Plc	359.59	446.63
L1 Long Short Fund Limited	1,225.00	262.50
Macquarie Group Limited	522.02	270.90
Medibank Private Limited	104.00	96.80
National Australia Bank Limited	532.13	251.40
QBE Insurance Group Limited	348.30	46.44
Ramsay Health Care Limited	171.20	54.81
Resmed Inc	103.72	0.00
Suncorp Group Limited	306.01	155.16
Telstra Corporation Limited.	461.12	461.12
Wesfarmers Limited	425.00	457.50
Westpac Banking Corporation	1,299.42	695.09
Woodside Petroleum Ltd	952.80	262.36
	19,624.88	7,961.38

*S.P.*

*V.D.*

## VSML Futures Super Fund

# Notes to the Financial Statements

For the year ended 30 June 2022

### Note 12: Trust Distributions

	2022 \$	2021 \$
Fidelity Global Emerging Markets Fund	109.00	23.00
iShares Australian Bond Index Fund	82.00	0.00
Pan-Tribal Global Equity Fund	12.00	2,011.25
Lennox Australian Small Comp Fd	890.00	0.00
iShares Hdg Inter Eq In Fd	157.00	1,964.00
iShares International Eq Index Fd	1,063.00	1,457.00
Bentham Global Income Fund	584.00	835.00
iShares Aust Listed Prop Ind Fd	141.00	0.00
Barwon Gbl List Priv Eqty Fd	789.00	0.00
Barrow Hanley Global Share Fund (managed Fund)	251.00	0.00
Lazard Global Listed Infrastructure	1,359.00	458.00
James Hardie Industries Plc	372.41	609.81
Vanguard Int'l Prop Secs Index Fund	271.00	1,194.97
PIMCO WS Pls Diversified Fix Int Fd	46.00	295.00
MFS Global Equity Trust	3,095.00	0.00
Magellan Ws PI Global Fund	0.00	2,255.00
Resmed Inc	0.00	76.34
Pendal Small Comps Fund	0.00	2,180.00
	9,221.41	13,359.37

### Note 13: Rental Income

	2022 \$	2021 \$
4/14 Dudley Street, Annerley QLD	21,803.62	20,800.00
	21,803.62	20,800.00

### Note 14: Changes in Market Values Unrealised Movements in Market Value

	2022 \$	2021 \$
<b>Fixed Interest Securities (Australian) - Unitised</b>		
PIMCO WS Pls Diversified Fix Int Fd	491.28	(378.99)
	491.28	(378.99)
<b>Managed Investments (Australian)</b>		
Barrow Hanley Global Share Fund (managed Fund)	18,467.92	0.00

*S.P.*

*V.D.*

Refer to compilation report

## VSML Futures Super Fund

# Notes to the Financial Statements

For the year ended 30 June 2022

Barwon Glbl List Priv Eqty Fd	(6,450.78)	0.00
Bentham Global Income Fund	(919.73)	52.29
Fidelity Global Emerging Markets Fund	(2,414.08)	1,890.58
Lazard Global Listed Infrastructure	481.48	1,931.16
Lennox Australian Small Comp Fd	(6,165.06)	0.00
MFS Global Equity Trust	(3,048.44)	0.00
Magellan Ws PI Global Fund	(779.88)	779.88
Pendal Small Comps Fund	(1,596.87)	1,596.87
Vanguard Int'l Prop Secs Index Fund	4,097.81	3,799.21
Winton Global Alpha Fd	0.00	4,593.26
iShares Aust Listed Prop Ind Fd	(908.57)	0.00
iShares Australian Bond Index Fund	(234.62)	0.00
iShares Hdg Inter Eq In Fd	(3,208.39)	2,291.75
iShares International Eq Index Fd	(5,978.92)	3,878.88
	<u>(8,658.13)</u>	<u>20,813.88</u>
<b>Real Estate Properties ( Australian - Residential)</b>		
4/14 Dudley Street, Annerley QLD	116,507.00	43,262.00
	<u>116,507.00</u>	<u>43,262.00</u>
<b>Shares in Listed Companies (Australian)</b>		
Arcor Plc	4,988.31	551.85
Ampol Limited	578.33	(289.71)
Aristocrat Leisure Limited	(9,230.96)	7,247.08
Auckland International Airport Limited	(1,018.02)	906.60
Australia & New Zealand Banking Group Limited	(6,305.52)	7,132.50
BHP Group Limited	(9,090.65)	13,247.25
Boral Limited.	454.72	4,207.92
Brambles Limited	1,004.51	0.00
CSL Limited	(1,518.75)	(164.71)
Commonwealth Bank Of Australia.	(4,050.94)	11,631.90
G8 Education Limited	(1,017.07)	0.00
James Hardie Industries Plc	(18,260.66)	12,034.50
Janus Henderson Group Plc	(1,697.08)	4,686.99
L1 Long Short Fund Limited	(5,472.32)	23,100.00

S.P.  
V.D.

Refer to compilation report

## VSML Futures Super Fund

# Notes to the Financial Statements

For the year ended 30 June 2022

Macquarie Group Limited	694.88	3,253.38
Medibank Private Limited	(928.00)	136.00
National Australia Bank Limited	1,690.04	3,352.00
QBE Insurance Group Limited	(445.21)	2,240.73
Ramsay Health Care Limited	47.75	(403.41)
Resmed Inc	(1,572.90)	2,244.60
Suncorp Group Limited	(356.89)	810.28
Telstra Corporation Limited.	37.58	1,815.66
Virgin Money Uk Plc	0.00	11,324.14
Wesfarmers Limited	(5,257.48)	3,567.50
Westpac Banking Corporation	(7,817.44)	6,138.66
Woodside Energy Group Ltd	(1,975.66)	0.00
Woodside Petroleum Ltd	6,674.28	285.04
Woolworths Group Limited	(983.23)	0.00
	<u>(60,828.38)</u>	<u>119,056.75</u>
<b>Units in Listed Unit Trusts (Australian)</b>		
AUSBIL Aust Emerging Leaders	0.00	1,360.78
Pan-Tribal Global Equity Fund	(8,280.53)	2,464.41
Platinum International Fund	0.00	6,338.67
	<u>(8,280.53)</u>	<u>10,163.86</u>
<b>Total Unrealised Movement</b>	<b>39,231.24</b>	<b>192,917.50</b>
<b>Realised Movements in Market Value</b>		
	<b>2022</b>	<b>2021</b>
	<b>\$</b>	<b>\$</b>
<b>Fixed Interest Securities (Australian) - Unitised</b>		
PIMCO WS Pls Diversified Fix Int Fd	(2,325.00)	0.00
	<u>(2,325.00)</u>	<u>0.00</u>
<b>Managed Investments (Australian)</b>		
Lazard Global Listed Infrastructure	379.71	0.00
Magellan Ws PI Global Fund	(1,412.46)	0.00
Pendal Small Comps Fund	500.55	0.00
Winton Global Alpha Fd	0.00	(5,880.32)
		<i>S.P.</i>
		<i>V.D.</i>

Refer to compilation report

**VSML Futures Super Fund**

**Notes to the Financial Statements**

For the year ended 30 June 2022

iShares International Eq Index Fd	3,028.82	1,723.19
	2,496.62	(4,157.12)
<b>Shares in Listed Companies (Australian)</b>		
Ampol Limited	41.34	0.00
Aristocrat Leisure Limited	6,725.72	0.00
Aristocrat Leisure Limited	99.75	0.00
BHP Group Limited	4,976.42	0.00
Boral Limited.	(1,868.57)	0.00
Cimic Group Limited	(40.26)	0.00
Commonwealth Bank Of Australia.	929.08	0.00
James Hardie Industries Plc	14,906.68	0.00
Janus Henderson Group Plc	729.57	0.00
L1 Long Short Fund Limited	9,949.58	0.00
Medibank Private Limited	883.00	0.00
National Australia Bank Limited	895.33	0.00
QBE Insurance Group Limited	1,389.65	0.00
Ramsay Health Care Limited	140.82	0.00
Virgin Money Uk Plc	0.00	(5,115.84)
	39,758.11	(5,115.84)
<b>Units in Listed Unit Trusts (Australian)</b>		
AUSBIL Aust Emerging Leaders	0.00	1,521.69
Pan-Tribal Global Equity Fund	95.40	5,539.73
Platinum International Fund	0.00	(6,747.80)
	95.40	313.62
<b>Total Realised Movement</b>	40,025.14	(8,959.35)
<b>Total Market Movement</b>	79,256.38	183,958.15
<b>Note 15: Income Tax Expense</b>		
The components of tax expense comprise	2022 \$	2021 \$
Current Tax	202.37	<i>S.P.</i> <i>V.D.</i> (2,901.32)

Refer to compilation report

VSML Futures Super Fund

Notes to the Financial Statements

For the year ended 30 June 2022

Income Tax Expense	202.37	(2,901.32)
--------------------	--------	------------

The prima facie tax on benefits accrued before income tax is reconciled to the income tax as follows:

Prima facie tax payable on benefits accrued before income tax at 15%	14,063.15	27,675.26
--	-----------	-----------

Less:

Tax effect of:

Increase in MV of Investments	5,884.69	28,937.63
Realised Accounting Capital Gains	6,003.77	(1,343.90)
Accounting Trust Distributions	1,383.21	2,003.91

Add:

Tax effect of:

Pension Payments	1,189.50	917.15
Franking Credits	1,147.98	435.20
Foreign Credits	39.12	39.01
Net Capital Gains	4,583.85	0.00
Taxable Trust Distributions	68.70	337.80
Distributed Foreign Income	296.16	437.42
Rounding	(0.44)	0.00

Income Tax on Taxable Income or Loss	8,116.35	244.20
--------------------------------------	----------	--------

Less credits:

Franking Credits	7,653.20	2,901.32
Foreign Credits	260.78	244.20

Current Tax or Refund	202.37	(2,901.32)
-----------------------	--------	------------

*S.P.*

*V.D.*

# VSML Futures Super Fund Investment Performance

As at 30 June 2022

Investment	Opening Value	Purchases / Additions	Sales / Reductions	Closing Value	Realised Market Gain	Unrealised Market Gain	Net Income	Income and Market Gain	Return %
<b>Bank Accounts</b>									
VSML Futures Super Fund	17,169.90	0.00	0.00	28,193.00	0.00	0.00	827.33	827.33	4.82 %
	17,169.90	0.00	0.00	28,193.00	0.00	0.00	827.33	827.33	4.82 %
<b>Fixed Interest Securities (Australian) - Unitised</b>									
BTA0499A PIMCO WS Pls Diversified Fix Int Fd	15,994.72	3,017.00	19,503.00	0.00	(2,325.00)	491.28	46.00	(1,787.72)	363.89 %
	15,994.72	3,017.00	19,503.00	0.00	(2,325.00)	491.28	46.00	(1,787.72)	363.89 %
<b>Managed Investments (Australian)</b>									
GLOB.AX Barrow Hanley Global Share Fund (managed Fund)	0.00	10,382.00	0.00	28,849.92	0.00	18,467.92	251.00	18,718.92	180.30 %
BAR0001A Barwon Gbl List Priv Eqty Fd	0.00	15,322.00	0.00	8,871.22	0.00	(6,450.78)	789.00	(5,661.78)	(36.95) %
CSA0038A Bentham Global Income Fund	16,451.29	2,932.00	0.00	18,463.56	0.00	(919.73)	584.00	(335.73)	(1.73) %
FIL31.AX Fidelity Global Emerging Markets Fund	15,010.33	0.00	0.00	12,596.25	0.00	(2,414.08)	109.00	(2,305.08)	(15.36) %
BGL0108A iShares Aust Listed Prop Ind Fd	0.00	10,382.00	0.00	9,473.43	0.00	(908.57)	144.00	(764.57)	(7.36) %
BGL0105A iShares Australian Bond Index Fund	0.00	17,304.00	0.00	17,069.38	0.00	(234.62)	82.00	(152.62)	(0.88) %
BGL0044A iShares Hdg Inter Eq In Fd	12,024.75	0.00	0.00	8,816.36	0.00	(3,208.39)	157.00	(3,051.39)	(25.38) %
BGL0106A iShares International Eq Index Fd	35,382.06	0.00	12,360.18	17,042.96	3,028.82	(5,978.92)	1,063.00	(1,887.10)	(8.20) %
LAZ0014A Lazard Global Listed Infrastructure	18,152.16	0.00	1,732.29	16,901.35	379.71	481.48	1,368.00	2,229.19	13.58 %
HOW3590A Lennox Australian Small Comp Fd	0.00	24,685.00	0.00	18,520.94	0.00	(6,165.06)	1,039.00	(5,126.06)	(20.77) %
BTA0565A Magellan Ws Pl Global Fund	40,138.88	0.00	39,359.00	0.00	(1,412.46)	(779.88)	0.00	(2,192.34)	(281.11) %
MIA0001AU MFS Global Equity Trust	0.00	30,345.21	0.00	27,297.77	0.00	(3,048.44)	3,095.00	46.56	0.15 %
RFA0819A Pandal Small Comps Fund	17,995.87	0.00	16,399.00	0.00	500.55	(1,596.87)	0.00	(1,096.32)	(68.65) %



# VSMML Futures Super Fund Investment Performance

As at 30 June 2022

Investment	Opening Value	Purchases / Additions	Sales / Reductions	Closing Value	Realised Market Gain	Unrealised Market Gain	Net Income	Income and Market Gain	Return %
VAN0018A Vanguard Int'l Prop Secs Index Fund	20,019.21	0.00	0.00	24,117.02	0.00	4,097.81	271.00	4,368.81	21.82 %
<b>Real Estate Properties ( Australian - Residential)</b>	<b>175,174.55</b>	<b>111,354.21</b>	<b>69,850.47</b>	<b>208,020.16</b>	<b>2,496.62</b>	<b>(8,658.13)</b>	<b>8,952.00</b>	<b>2,790.49</b>	<b>1.29 %</b>
VSMULDUDL 4/14 Dudley Street, Annerley QLD	435,000.00	0.00	0.00	545,000.00	0.00	110,000.00	(7,619.74)	102,380.26	23.54 %
<b>Shares in Listed Companies (Australian)</b>	<b>435,000.00</b>	<b>0.00</b>	<b>0.00</b>	<b>545,000.00</b>	<b>0.00</b>	<b>110,000.00</b>	<b>(7,619.74)</b>	<b>102,380.26</b>	<b>23.54 %</b>
AMC.AX Amcor Plc	12,845.37	14,223.40	0.00	32,057.08	0.00	4,988.31	710.63	5,698.94	21.05 %
ALD.AX Ampol Limited	7,362.81	0.00	7,941.14	0.00	41.34	578.33	346.76	966.43	(167.11) %
ALL.AX Aristocrat Leisure Limited	17,753.08	0.00	8,522.12	0.00	6,725.72	(9,230.96)	241.32	(2,263.92)	(24.53) %
ALLR.AX Aristocrat Leisure Limited	0.00	0.00	0.00	0.00	99.75	0.00	0.00	99.75	0.00 %
VSMLASGA ASGARD	0.00	0.00	0.00	0.00	0.00	0.00	(6,949.53)	(6,949.53)	0.00 %
AIA.AX Auckland International Airport Limited	10,214.36	5,947.42	0.00	15,143.76	0.00	(1,018.02)	0.00	(1,018.02)	(6.30) %
ANZ.AX Australia & New Zealand Banking Group Limited	21,112.50	8,236.40	0.00	23,043.38	0.00	(6,305.52)	1,521.43	(4,784.09)	(16.30) %
BHP.AX BHP Group Limited	50,464.23	0.00	11,797.33	29,576.25	4,976.42	(9,090.65)	12,625.58	8,511.35	22.01 %
BLD.AX Boral Limited.	8,687.70	0.00	9,142.42	0.00	(1,868.57)	454.72	82.74	(1,331.11)	292.73 %
BXB.AX Brambles Limited	0.00	12,607.90	0.00	13,612.41	0.00	1,004.51	0.00	1,004.51	7.97 %
CIM.AX Cimic Group Limited	0.00	16,823.26	16,826.26	0.00	(40.26)	0.00	0.00	(40.26)	0.00 %
CBA.AX Commonwealth Bank Of Australia.	38,150.34	0.00	2,466.40	31,633.00	929.08	(4,050.94)	2,046.43	(1,075.43)	(3.01) %
CSL.AX CSL Limited	25,952.29	4,355.88	0.00	28,789.42	0.00	(1,518.75)	280.34	(1,238.41)	(4.09) %
GEM.AX G8 Education Limited	0.00	12,645.34	0.00	11,629.27	0.00	(1,017.07)	0.00	(1,017.07)	(8.04) %
JHX.AX James Hardie Industries Plc	30,693.06	0.00	12,432.40	0.00	14,906.68	(18,260.66)	372.41	(2,981.57)	(16.33) %
JHG.AX Janus Henderson Group Plc	11,838.75	0.00	10,141.67	0.00	729.57	(1,697.08)	359.59	(607.92)	(35.82) %
LSF.AX L1 Long Short Fund Limited	44,450.00	0.00	20,794.00	18,183.68	9,949.58	(5,472.32)	1,750.00	6,227.26	26.32 %
MQG.AX Macquarie Group Limited	13,452.98	0.00	0.00	14,147.86	0.00	694.88	611.51	1,306.39	9.71 %
MPL.AX Medibank Private Limited	2,528.00	0.00	1,600.00	0.00	883.00	(928.00)	148.57	103.57	11.16 %

**VSMC Futures Super Fund**  
**Investment Performance**

As at 30 June 2022

Investment	Opening Value	Purchases / Additions	Sales / Reductions	Closing Value	Realised Market Gain	Unrealised Market Gain	Net Income	Income and Market Gain	Return %
NAB.AX National Australia Bank Limited	10,986.18	0.00	12,676.22	0.00	895.33	1,690.04	760.18	3,345.55	(197.96) %
QBE.AX QBE Insurance Group Limited	12,527.19	0.00	12,081.98	0.00	1,389.65	(445.21)	363.22	1,307.66	293.72 %
RHC.AX Ramsay Health Care Limited	7,113.35	0.00	7,161.10	0.00	140.82	47.75	244.57	433.14	(907.10) %
RMD.AX Resmed Inc	14,086.80	10,933.26	0.00	23,447.16	0.00	(1,572.90)	103.72	(1,469.18)	(5.87) %
SUN.AX Suncorp Group Limited	4,788.41	11,950.64	0.00	16,382.16	0.00	(356.89)	437.15	80.26	0.48 %
TLS.AX Telstra Corporation Limited.	10,836.32	9,692.80	0.00	20,566.70	0.00	37.58	658.74	696.32	3.39 %
WES.AX Wesfarmers Limited	14,775.00	8,039.85	500.00	17,057.37	0.00	(5,257.48)	607.14	(4,650.34)	(20.84) %
WBC.AX Westpac Banking Corporation	20,157.61	14,218.83	0.00	26,559.00	0.00	(7,817.44)	1,856.32	(5,961.12)	(17.34) %
WDS.AX Woodside Energy Group Ltd	0.00	22,257.74	0.00	20,282.08	0.00	(1,975.66)	0.00	(1,975.66)	(8.88) %
WPL.AX Woodside Petroleum Ltd	11,304.89	8,018.28	22,257.74	3,739.71	0.00	6,674.28	1,361.14	8,035.42	(273.82) %
WOW.AX Woolworths Group Limited	0.00	21,168.43	0.00	20,185.20	0.00	(983.23)	0.00	(983.23)	(4.64) %
<b>Units in Listed Unit Trusts (Australian)</b>	<b>402,081.22</b>	<b>181,123.43</b>	<b>156,340.78</b>	<b>366,035.49</b>	<b>39,758.11</b>	<b>(60,828.38)</b>	<b>20,539.96</b>	<b>(530.31)</b>	<b>(0.12) %</b>
ETL0419AU Pan-Tribal Global Equity Fund	27,943.22	0.00	1,670.60	17,992.09	95.40	(8,280.53)	12.00	(8,173.13)	(31.11) %
	<b>27,943.22</b>	<b>0.00</b>	<b>1,670.60</b>	<b>17,992.09</b>	<b>95.40</b>	<b>(8,280.53)</b>	<b>12.00</b>	<b>(8,173.13)</b>	<b>(31.11) %</b>
	<b>1,073,363.61</b>	<b>295,494.64</b>	<b>247,364.85</b>	<b>1,165,240.74</b>	<b>40,025.14</b>	<b>32,724.24</b>	<b>22,757.55</b>	<b>95,506.93</b>	<b>8.52 %</b>

# VSML Futures Super Fund Investment Summary Report

As at 30 June 2022

Investment	Units	Market Price <sup>1</sup>	Market Value	Average Cost	Accounting Cost	Unrealised Gain/(Loss)	Gain/(Loss)%	Portfolio Weight%
<b>Cash/Bank Accounts</b>								
VSML Futures Super Fund		28,193.000000	28,193.00	28,193.00	28,193.00			2.42 %
			<b>28,193.00</b>		<b>28,193.00</b>			<b>2.42 %</b>
<b>Managed Investments (Australian)</b>								
GLOB.AX Barrow Hanley Global Share Fund (managed Fund)	7,513.00	3.840000*	28,849.92	1.38	10,382.00	18,467.92	177.88 %	2.48 %
BAR0001AU Barwon Gbl Lst Priv Eqty Fd	11,407.00	0.777700	8,871.22	1.34	15,322.00	(6,450.78)	(42.10) %	0.76 %
CSA0038AU Bentham Global Income Fund	18,288.00	1.009600	18,463.56	1.06	19,331.00	(867.44)	(4.49) %	1.58 %
FIL31.AX Fidelity Global Emerging Markets Fund	634.00	19.867900	12,596.25	20.69	13,119.75	(523.50)	(3.99) %	1.08 %
BGL0108AU iShares Aust Listed Prop Ind Fd	11,898.00	0.795220	9,473.43	0.87	10,382.00	(908.57)	(8.75) %	0.81 %
BGL0105AU iShares Australian Bond Index Fund	18,616.00	0.915920	17,069.38	0.93	17,304.00	(234.62)	(1.36) %	1.46 %
BGL0044AU iShares Hdg Inter Eq In Fd	18,528.00	0.475840	8,816.36	0.53	9,733.00	(916.64)	(9.42) %	0.76 %
BGL0106AU iShares International Eq Index Fd	17,727.05	0.961410	17,042.96	0.74	13,164.85	3,878.11	29.46 %	1.46 %
LAZ0014AU Lazard Global Listed Infrastructure	12,044.00	1.403300	16,901.35	1.20	14,488.71	2,412.64	16.65 %	1.45 %
HOW3590AU Lennox Australian Small Comp Fd	14,364.00	1.289400	18,520.94	1.72	24,686.00	(6,165.06)	(24.97) %	1.59 %
MIA0001AU MFS Global Equity Trust	14,079.00	1.933900	27,297.77	2.16	30,346.21	(3,048.44)	(10.05) %	2.34 %
VAN0018AU Vanguard Intl Prop Secs Index Fund	23,376.00	1.031700	24,117.02	0.69	16,220.00	7,897.02	48.69 %	2.07 %
			<b>208,020.16</b>		<b>194,479.52</b>	<b>13,540.64</b>	<b>6.96 %</b>	<b>17.85 %</b>
<b>Real Estate Properties ( Australian - Residential)</b>								
VSMLDUDLE 4/14 Dudley Street, Annerley QLD	1.00	545,000.000000	545,000.00	452,991.26	452,991.26	92,008.74	20.31 %	46.77 %
			<b>545,000.00</b>		<b>452,991.26</b>	<b>92,008.74</b>	<b>20.31 %</b>	<b>46.77 %</b>
<b>Shares in Listed Companies (Australian)</b>								
AMC.AX Amcor Plc	1,777.00	18.040000	32,057.08	15.06	26,753.88	5,303.20	19.82 %	2.75 %
AIA.AX Auckland International Airport Limited	2,337.00	6.480000	15,143.76	6.35	14,832.68	311.08	2.10 %	1.30 %
ANZ.AX Australia & New Zealand Banking Group Limited	1,046.00	22.030000	23,043.38	31.06	32,484.46	(9,441.08)	(29.06) %	1.98 %

# VSM Future Super Fund Investment Summary Report

As at 30 June 2022

Investment	Units	Market Price <sup>1</sup>	Market Value	Average Cost	Accounting Cost	Unrealised Gain/(Loss)	Gain/(Loss)%	Portfolio Weight%
BHP.AX	BHP Group Limited	717.00	41.250000	29,576.25	25.72	18,442.18	60.37 %	2.54 %
BXB.AX	Brambles Limited	1,271.00	10.710000	13,612.41	9.92	12,607.90	7.97 %	1.17 %
CBA.AX	Commonwealth Bank Of Australia	350.00	90.380000	31,633.00	75.56	26,446.77	19.61 %	2.71 %
CSL.AX	CSL Limited	107.00	269.060000	28,789.42	127.30	13,620.92	111.36 %	2.47 %
GEM.AX	G8 Education Limited	11,023.00	1.055000	11,629.26	1.15	12,646.34	(8.04) %	1.00 %
LSF.AX	L1 Long Short Fund Limited	7,103.00	2.560000	18,183.68	2.00	14,206.00	28.00 %	1.56 %
MQG.AX	Macquarie Group Limited	86.00	164.510000	14,147.86	104.83	9,015.65	56.93 %	1.21 %
RMD.AX	Resmed Inc	764.00	30.690000	23,447.16	21.40	16,347.66	43.43 %	2.01 %
SUN.AX	Suncorp Group Limited	1,492.00	10.980000	16,382.16	11.76	17,541.09	(6.61) %	1.41 %
TLS.AX	Telstra Corporation Limited	5,342.00	3.850000	20,566.70	4.72	25,203.46	(18.40) %	1.77 %
WES.AX	Wesfarmers Limited	407.00	41.910000	17,057.37	37.34	15,195.80	12.25 %	1.46 %
WBC.AX	Westpac Banking Corporation	1,362.00	19.500000	26,559.00	28.97	39,457.96	(32.69) %	2.28 %
WDS.AX	Woodside Energy Group Ltd	637.00	31.840000	20,282.08	34.94	22,257.74	(8.88) %	1.74 %
WPL.AX	Woodside Petroleum Ltd	129.00	28.990000*	3,739.71	29.88	3,855.04	(2.99) %	0.32 %
WOW.AX	Woolworths Group Limited	567.00	35.600000	20,185.20	37.33	21,168.43	(4.64) %	1.73 %
			<b>366,035.48</b>			<b>342,083.96</b>	<b>7.00 %</b>	<b>31.41 %</b>
<b>Units in Listed Unit Trusts (Australian)</b>								
ETL0419AU	Pan-Tribal Global Equity Fund	13,046.25	1.379100	17,992.09	1.28	16,739.65	7.48 %	1.54 %
				<b>17,992.09</b>		<b>16,739.65</b>	<b>7.48 %</b>	<b>1.54 %</b>
			<b>1,165,240.73</b>			<b>1,034,487.39</b>	<b>12.64 %</b>	<b>100.00 %</b>

<sup>1</sup>Market Prices as at Reporting Date. Note: Where prices unavailable, system will use last known price

\* Investments using last known price

Investment	Market Price	Market Price Date
Barrow Hanley Global Share Fund (managed Fund)	3.840000	22/06/2022
Woodside Petroleum Ltd	28.990000	24/05/2022

**VSMF Futures Super Fund**  
**Realised Capital Gains Report**

For The Period 01 July 2021 - 30 June 2022

Investment	Accounting Treatment				Tax Treatment								
	Purchase Contract Date	Disposal Contract Date	Units	Cost	Proceeds	Accounting Profit/(Loss)	Adjusted Cost Base	Reduced Cost Base	Indexed Cost Base	Indexed Gains	Discounted Gains (Gross)	Other Gains	Capital Loss
<b>Fixed Interest Securities (Australian) - Unitised</b>													
BTA0499AU - PIMCO WS Pls Diversified Fix Int Fd													
	21/05/2019	24/05/2022	9,937.39	10,000.00	8,775.95	(1,224.04)	9,930.74	9,930.74	0.00	0.00	0.00	0.00	(1,154.79)
	26/10/2020	24/05/2022	6,454.00	6,486.00	5,699.69	(786.31)	6,441.02	6,441.02	0.00	0.00	0.00	0.00	(741.34)
	09/09/2021	24/05/2022	3,060.00	3,017.00	2,702.36	(314.64)	3,010.24	3,010.24	0.00	0.00	0.00	0.00	(307.87)
			<b>19,451.39</b>	<b>19,503.00</b>	<b>17,178.00</b>	<b>(2,324.99)</b>	<b>19,382.00</b>	<b>19,382.00</b>	<b>0.00</b>	<b>0.00</b>	<b>0.00</b>	<b>0.00</b>	<b>(2,204.00)</b>
<b>Managed Investments (Australian)</b>													
BAR0001AU - Barwon Gbl List Priv Eqty Fd													
			0.00	0.00	0.00	0.00	0.00	0.00	0.00	0.00	788.00	0.00	0.00
			<b>0.00</b>	<b>0.00</b>	<b>0.00</b>	<b>0.00</b>	<b>0.00</b>	<b>0.00</b>	<b>0.00</b>	<b>0.00</b>	<b>788.00</b>	<b>0.00</b>	<b>0.00</b>
BGL0044AU - iShares Hdg Inter Eq In Fd													
			0.00	0.00	0.00	0.00	0.00	0.00	0.00	0.00	156.00	0.00	0.00
			<b>0.00</b>	<b>0.00</b>	<b>0.00</b>	<b>0.00</b>	<b>0.00</b>	<b>0.00</b>	<b>0.00</b>	<b>0.00</b>	<b>156.00</b>	<b>0.00</b>	<b>0.00</b>
BGL0106AU - iShares International Eq Index Fd													
	30/06/2015	20/05/2022	12,827.89	10,525.03	12,903.36	2,378.33	10,525.03	10,525.03	0.00	0.00	2,378.33	0.00	0.00
	19/07/2016	20/05/2022	2,471.11	1,835.15	2,485.34	650.50	1,835.15	1,835.15	0.00	0.00	650.50	0.00	0.00
			0.00	0.00	0.00	0.00	0.00	0.00	0.00	0.00	782.00	0.00	0.00
			<b>15,299.00</b>	<b>12,360.18</b>	<b>15,389.00</b>	<b>3,028.83</b>	<b>12,360.18</b>	<b>12,360.18</b>	<b>0.00</b>	<b>0.00</b>	<b>3,810.83</b>	<b>0.00</b>	<b>0.00</b>
BTA0565AU - Magellan Ws Pl Global Fund													
	23/10/2020	16/09/2021	5,028.00	8,687.70	8,653.00	(34.70)	8,504.27	8,504.27	0.00	0.00	0.00	148.73	0.00
	23/10/2020	17/02/2022	17,751.00	30,671.30	29,293.54	(1,377.76)	30,023.73	30,023.73	0.00	0.00	0.00	0.00	(730.19)

# VSML Futures Super Fund Realised Capital Gains Report

For The Period 01 July 2021 - 30 June 2022

Investment	Accounting Treatment				Tax Treatment								
	Purchase Contract Date	Disposal Contract Date	Units	Cost	Proceeds	Accounting Profit/(Loss)	Adjusted Cost Base	Reduced Cost Base	Indexed Cost Base	Indexed Gains	Discounted Gains (Gross)	Other Gains	Capital Loss
<b>Managed Investments (Australian)</b>													
			22,779.00	39,359.00	37,946.54	(1,412.46)	38,528.00	38,528.00	0.00	0.00	0.00	148.73	(730.19)
GLOB.AX - Barrow Hanley Global Share Fund (managed Fund)													
			0.00	0.00	0.00	0.00	0.00	0.00	0.00	0.00	188.00	18.00	0.00
HOW3590AU - Lennox Australian Small Comp Fd													
			0.00	0.00	0.00	0.00	0.00	0.00	0.00	0.00	636.00	0.00	0.00
LAZ0014AU - Lazard Global Listed Infrastructure													
26/10/2020	20/05/2022		1,440.00	1,732.29	2,112.00	379.71	1,732.29	1,732.29	0.00	0.00	379.71	0.00	0.00
			0.00	0.00	0.00	0.00	0.00	0.00	0.00	0.00	726.00	45.00	0.00
MIA0001AU1 - MFS Global Equity Trust													
			1,440.00	1,732.29	2,112.00	379.71	1,732.29	1,732.29	0.00	0.00	1,105.71	45.00	0.00
RFA0819AU - Pandal Small Comps Fund													
23/10/2020	16/09/2021		6,909.00	16,399.00	16,899.55	500.55	16,362.00	16,362.00	0.00	0.00	0.00	537.55	0.00
			6,909.00	16,399.00	16,899.55	500.55	16,362.00	16,362.00	0.00	0.00	0.00	537.55	0.00
VAN0018AU - Vanguard Int'l Prop Secs Index Fund													
			0.00	0.00	0.00	0.00	0.00	0.00	0.00	135.00	28.00	0.00	0.00
			0.00	0.00	0.00	0.00	0.00	0.00	0.00	135.00	28.00	0.00	0.00

**VSML Futures Super Fund**  
**Realised Capital Gains Report**

For The Period 01 July 2021 - 30 June 2022

Investment	Accounting Treatment				Tax Treatment								
	Purchase Contract Date	Disposal Contract Date	Units	Cost	Proceeds	Accounting Profit/(Loss)	Adjusted Cost Base	Reduced Cost Base	Indexed Cost Base	Indexed Gains	Discounted Gains (Gross)	Other Gains	Capital Loss
<b>Managed Investments (Australian)</b>													
<b>Shares in Listed Companies (Australian)</b>													
ALD.AX - Ampol Limited													
14/12/2016	04/04/2022		261.00	7,941.14	7,982.48	41.34	7,941.14	7,941.14	0.00	0.00	41.34	0.00	0.00
ALL.AX - Aristocrat Leisure Limited													
22/09/2017	04/04/2022		412.00	8,522.12	15,247.84	6,725.72	8,522.12	8,522.12	0.00	0.00	6,725.72	0.00	0.00
ALLR.AX - Aristocrat Leisure Limited													
22/09/2017	19/11/2021		21.00	0.00	99.75	99.75	0.00	0.00	0.00	0.00	99.75	0.00	0.00
BHP.AX - BHP Group Limited													
24/07/2014	04/04/2022		322.00	11,797.33	16,773.75	4,976.42	11,797.33	11,797.33	0.00	0.00	4,976.42	0.00	0.00
BLD.AX - Boral Limited.													
09/03/2018	04/04/2022		1,182.00	6,010.12	4,141.55	(1,868.57)	6,010.12	6,010.12	0.00	0.00	0.00	0.00	(1,868.57)
CBA.AX - Commonwealth Bank Of Australia.													
22/09/2017	04/04/2022		32.00	2,466.40	3,395.48	929.08	2,466.40	2,466.40	0.00	0.00	929.08	0.00	0.00
32.00				2,466.40	3,395.48	929.08	2,466.40	2,466.40	0.00	0.00	929.08	0.00	0.00
<b>Summary</b>													
<b>Managed Investments (Australian)</b>													
<b>Shares in Listed Companies (Australian)</b>													
ALD.AX - Ampol Limited													
ALL.AX - Aristocrat Leisure Limited													
ALLR.AX - Aristocrat Leisure Limited													
BHP.AX - BHP Group Limited													
BLD.AX - Boral Limited.													
CBA.AX - Commonwealth Bank Of Australia.													
<b>Total</b>													
<b>749.28</b>													
<b>(730.19)</b>													

**VSMML Futures Super Fund  
Realised Capital Gains Report**

For The Period 01 July 2021 - 30 June 2022

Investment	Accounting Treatment				Tax Treatment								
	Purchase Contract Date	Disposal Contract Date	Units	Cost	Proceeds	Accounting Profit/(Loss)	Adjusted Cost Base	Reduced Cost Base	Indexed Cost Base	Indexed Gains	Discounted Gains (Gross)	Other Gains	Capital Loss
<b>Shares in Listed Companies (Australian)</b>													
CIM.AX - Cimic Group Limited													
	04/04/2022	29/04/2022	763.00	16,826.26	16,786.00	(40.26)	16,826.26	16,826.26	0.00	0.00	0.00	0.00	(40.26)
			<b>763.00</b>	<b>16,826.26</b>	<b>16,786.00</b>	<b>(40.26)</b>	<b>16,826.26</b>	<b>16,826.26</b>	<b>0.00</b>	<b>0.00</b>	<b>0.00</b>	<b>0.00</b>	<b>(40.26)</b>
JHG.AX - Janus Henderson Group Plc													
	21/05/2018	04/04/2022	231.00	10,141.67	10,871.24	729.57	10,141.67	10,141.67	0.00	0.00	729.57	0.00	0.00
			<b>231.00</b>	<b>10,141.67</b>	<b>10,871.24</b>	<b>729.57</b>	<b>10,141.67</b>	<b>10,141.67</b>	<b>0.00</b>	<b>0.00</b>	<b>729.57</b>	<b>0.00</b>	<b>0.00</b>
JHX.AX - James Hardie Industries Plc													
	05/03/2019	04/04/2022	678.00	12,432.40	27,339.08	14,906.68	12,432.40	12,432.40	0.00	0.00	14,906.68	0.00	0.00
			<b>678.00</b>	<b>12,432.40</b>	<b>27,339.08</b>	<b>14,906.68</b>	<b>12,432.40</b>	<b>12,432.40</b>	<b>0.00</b>	<b>0.00</b>	<b>14,906.68</b>	<b>0.00</b>	<b>0.00</b>
LSF.AX - L1 Long Short Fund Limited													
	18/04/2018	04/04/2022	10,397.00	20,794.00	30,743.58	9,949.58	20,794.00	20,794.00	0.00	0.00	9,949.58	0.00	0.00
			<b>10,397.00</b>	<b>20,794.00</b>	<b>30,743.58</b>	<b>9,949.58</b>	<b>20,794.00</b>	<b>20,794.00</b>	<b>0.00</b>	<b>0.00</b>	<b>9,949.58</b>	<b>0.00</b>	<b>0.00</b>
MPL.AX - Medibank Private Limited													
	01/12/2014	04/04/2022	800.00	1,600.00	2,483.00	883.00	1,600.00	1,600.00	0.00	0.00	883.00	0.00	0.00
			<b>800.00</b>	<b>1,600.00</b>	<b>2,483.00</b>	<b>883.00</b>	<b>1,600.00</b>	<b>1,600.00</b>	<b>0.00</b>	<b>0.00</b>	<b>883.00</b>	<b>0.00</b>	<b>0.00</b>
NAB.AX - National Australia Bank Limited													
	09/03/2018	04/04/2022	419.00	12,676.22	13,571.55	895.33	12,676.22	12,676.22	0.00	0.00	895.33	0.00	0.00
			<b>419.00</b>	<b>12,676.22</b>	<b>13,571.55</b>	<b>895.33</b>	<b>12,676.22</b>	<b>12,676.22</b>	<b>0.00</b>	<b>0.00</b>	<b>895.33</b>	<b>0.00</b>	<b>0.00</b>
QBE.AX - QBE Insurance Group Limited													
	21/05/2018	04/04/2022	1,161.00	12,081.98	13,471.63	1,389.65	12,081.98	12,081.98	0.00	0.00	1,389.65	0.00	0.00
			<b>1,161.00</b>	<b>12,081.98</b>	<b>13,471.63</b>	<b>1,389.65</b>	<b>12,081.98</b>	<b>12,081.98</b>	<b>0.00</b>	<b>0.00</b>	<b>1,389.65</b>	<b>0.00</b>	<b>0.00</b>



**VSMML Futures Super Fund**  
**Realised Capital Gains Report**

For The Period 01 July 2021 - 30 June 2022

Investment	Accounting Treatment				Tax Treatment				Capital Loss				
	Purchase Contract Date	Disposal Contract Date	Units	Cost	Proceeds	Accounting Profit/(Loss)	Adjusted Cost Base	Reduced Cost Base		Indexed Cost Base	Indexed Gains	Discounted Gains (Gross)	Other Gains
<b>Shares in Listed Companies (Australian)</b>													
			1,161.00	12,081.98	13,471.53	1,389.65	12,081.98	12,081.98	0.00	0.00	1,389.65	0.00	0.00
RHC.AX - Ramsay Health Care Limited													
09/03/2018	04/04/2022		113.00	7,161.10	7,301.92	140.82	7,161.10	7,161.10	0.00	0.00	140.82	0.00	0.00
			113.00	7,161.10	7,301.92	140.82	7,161.10	7,161.10	0.00	0.00	140.82	0.00	0.00
			16,792.00	130,450.74	170,208.35	39,758.11	130,450.74	130,450.74	0.00	0.00	41,666.94	0.00	(1,908.83)
<b>Units in Listed Unit Trusts (Australian)</b>													
ETL0419AU - Pan-Tribal Global Equity Fund													
31/07/2017	20/05/2022		1,302.00	1,670.60	1,766.00	95.40	1,670.60	1,670.60	0.00	0.00	95.40	0.00	0.00
			1,302.00	1,670.60	1,766.00	95.40	1,670.60	1,670.60	0.00	0.00	95.40	0.00	0.00
			1,302.00	1,670.60	1,766.00	95.40	1,670.60	1,670.60	0.00	0.00	95.40	0.00	0.00
			83,972.39	221,474.81	261,499.94	40,025.15	220,485.81	220,485.81	0.00	135.00	51,330.88	749.28	(4,843.02)

# VSML Futures Super Fund Investment Income Report

As at 30 June 2022

Investment	Total Income	Franked	Unfranked	Interest/ Other	Franking Credits	Foreign Income	Foreign Credits * 1	Assessable Income (Excl. Capital Gains) * 2	TFN Credits	TFN Deductions	Other	Distributed Capital Gains	Non-Assessable Payments
<b>Bank Accounts</b>													
VSML Futures Super Fund	759.57							759.57					
VSML Futures Super Fund	67.76			67.76	0.00	0.00	0.00	67.76				0.00	0.00
	<b>827.33</b>			<b>67.76</b>	<b>0.00</b>	<b>0.00</b>	<b>0.00</b>	<b>827.33</b>				<b>0.00</b>	<b>0.00</b>
<b>Fixed Interest Securities (Australian) - Unithised</b>													
BTA0499AU PIMCO WS Pls Diversified Fix Int Fd	46.00			3.00	0.00	0.00	0.00	3.00			0.00	0.00	43.00
	<b>46.00</b>			<b>3.00</b>	<b>0.00</b>	<b>0.00</b>	<b>0.00</b>	<b>3.00</b>			<b>0.00</b>	<b>0.00</b>	<b>43.00</b>
<b>Managed Investments (Australian)</b>													
GLOB.AX Barrow Hanley Global Share Fund (managed Fund)	251.00				0.00	45.00	5.00	50.00			0.00	206.00	0.00
BAR0001AU Banwon Gbl List Priv Eqty Fd	789.00				0.00	0.00	27.00	27.00			0.00	788.00	0.00
CSA00038AU Bentham Global Income Fund	584.00			48.00	0.00	318.00	0.00	366.00			0.00	0.00	218.00
FIL31.AX Fidelity Global Emerging Markets Fund	109.00				0.00	108.00	26.00	134.00			0.00	0.00	0.00
BGL0108AU iShares Aust Listed Prop Ind Fd	141.00	6.00	3.00	79.00	3.00	6.00	0.00	97.00			0.00	0.00	47.00
BGL0105AU iShares Australian Bond Index Fund	82.00			73.00	0.00	9.00	0.00	82.00			0.00	0.00	0.00
BGL0044AU iShares Hdg Inter Eq In Fd	157.00				0.00	0.00	0.00	0.00			0.00	156.00	1.00
BGL0106AU iShares International Eq Index Fd	1,063.00				0.00	281.00	40.00	321.00			0.00	782.00	0.00
LAZ0014AU Lazard Global Listed Infrastructure	1,359.00	12.00		6.00	9.00	570.00	68.00	665.00			0.00	771.00	0.00
HOW3590AU iLennox Australian Small Comp Fd	890.00	169.00	42.00	17.00	149.00	14.00	5.00	396.00			0.00	636.00	12.00
MIA0001AU MFS Global Equity Trust	3,095.00				0.00	239.00	56.00	295.00			0.00	2,856.00	0.00
VAN0018AU Vanguard Int'l Prop Secs Index Fund	271.00				0.00	0.00	0.00	0.00			0.00	149.00	122.00
	<b>8,791.00</b>	<b>187.00</b>	<b>45.00</b>	<b>223.00</b>	<b>161.00</b>	<b>1,590.00</b>	<b>227.00</b>	<b>2,433.00</b>			<b>0.00</b>	<b>6,344.00</b>	<b>400.00</b>
<b>Other Investment Income</b>													
Fee Rebates - Asgard	6,467.97							6,467.97					
	<b>6,467.97</b>							<b>6,467.97</b>					
<b>Real Estate Properties ( Australian - Residential)</b>													

# VSMML Futures Super Fund Investment Income Report

As at 30 June 2022

Investment	Total Income	Franked	Unfranked	Interest/ Other	Franking Credits	Foreign Income	Foreign Credits *1	Assessable Income (Excl. Capital Gains) *2	TFN Deductions Credits	Other	Distributed Capital Gains	Non- Assessable Payments
VSMULDUDLE4/14 Dudley Street, Annerley QLD Y	21,803.62							21,803.62				
<b>Shares in Listed Companies (Australian)</b>	<b>21,803.62</b>							<b>21,803.62</b>				
AMC.AX Amcor Plc	710.63	0.00	710.63		0.00			710.63		0.00		
ALD.AX Ampol Limited	242.73	242.73	0.00		104.03			346.76		0.00		
ALL.AX Aristocrat Leisure Limited	168.92	168.92	0.00		72.40			241.32		0.00		
ANZ.AX Australia & New Zealand Banking Group Limited	1,065.00	1,065.00	0.00		456.43			1,521.43		0.00		
BHP.AX BHP Group Limited	8,837.91	8,837.91	0.00		3,787.67			12,625.58		0.00		
BLD.AX Boral Limited.	82.74	0.00	82.74		0.00			82.74		0.00		
CBA.AX Commonwealth Bank Of Australia.	1,432.50	1,432.50	0.00		613.93			2,046.43		0.00		
CSL.AX CSL Limited	274.14	14.47	259.67		6.20			280.34		0.00		
JHX.AX James Hardie Industries Plc	372.41				0.00	372.41	0.00	372.41		0.00	0.00	0.00
JHG.AX Janus Henderson Group Plc	359.59	0.00	359.59		0.00			359.59		0.00		
LSF.AX L1 Long Short Fund Limited	1,225.00	1,225.00	0.00		525.00			1,750.00		0.00		
MQG.AX Macquarie Group Limited	522.02	208.81	313.21		89.49			611.51		0.00		
MPL.AX Medibank Private Limited	104.00	104.00	0.00		44.57			148.57		0.00		
NAB.AX National Australia Bank Limited	532.13	532.13	0.00		228.05			760.18		0.00		
QBE.AX QBE Insurance Group Limited	348.30	34.83	313.47		14.92			363.22		0.00		
RHC.AX Ramsay Health Care Limited	171.20	171.20	0.00		73.37			244.57		0.00		
RMD.AX Resmed Inc	103.72	0.00	82.30		0.00	21.42	3.78	107.50		0.00		
SUN.AX Suncorp Group Limited	306.01	306.01	0.00		131.14			437.15		0.00		
TLS.AX Telstra Corporation Limited.	461.12	461.12	0.00		197.62			658.74		0.00		
WES.AX Westfarmers Limited	425.00	425.00	0.00		182.14			607.14		0.00		
WBC.AX Westpac Banking Corporation	1,299.42	1,299.42	0.00		556.90			1,856.32		0.00		
WPL.AX Woodside Petroleum Ltd	952.80	952.80	0.00		408.34			1,361.14		0.00		
<b>Units in Listed Unit Trusts (Australian)</b>	<b>19,997.29</b>	<b>17,481.85</b>	<b>2,121.61</b>		<b>7,492.20</b>	<b>393.83</b>	<b>3.78</b>	<b>27,493.27</b>		<b>0.00</b>	<b>0.00</b>	<b>0.00</b>

**VSMML Futures Super Fund  
Investment Income Report**

As at 30 June 2022

Investment	Total Income	Franked	Unfranked	Interest/ Other	Franking Credits	Foreign Income	Foreign Credits * 1	Assessable Income		Other Deductions	Distributed Capital Gains	Non- Assessable Payments
								(Excl. Capital Gains) * 2	TFN Credits			
ETL0419AU Pan-Tribal Global Equity Fund	12.00				0.00	12.00	30.00	42.00	0.00	0.00	0.00	0.00
	<b>12.00</b>				<b>0.00</b>	<b>12.00</b>	<b>30.00</b>	<b>42.00</b>	<b>0.00</b>	<b>0.00</b>	<b>0.00</b>	<b>0.00</b>
	<b>57,945.21</b>	<b>17,668.85</b>	<b>2,166.61</b>	<b>293.76</b>	<b>7,653.20</b>	<b>1,995.83</b>	<b>260.78</b>	<b>59,070.19</b>	<b>0.00</b>	<b>0.00</b>	<b>6,344.00</b>	<b>443.00</b>

Assessable Income (Excl. Capital Gains) 59,070.19  
 Net Capital Gain 4,304.66  
**Total Assessable Income 63,374.85**

\* 1 Includes foreign credits from foreign capital gains.

\* 2 Assessable Income in the SMSF Annual Return will be different as capital gains and losses from disposals of assets have not been included.  
 For a breakdown of Distributed Capital Gains and Non-Assessable Payments refer to Distributions Reconciliation Report.

## VSML Futures Super Fund

# Compilation Report

---

We have compiled the accompanying special purpose financial statements of the VSML Futures Super Fund which comprise the statement of financial position as at 30/06/2022 the operating statement for the year then ended, a summary of significant accounting policies and other explanatory notes. The specific purpose for which the special purpose financial statements have been prepared is set out in Note 1 to the financial statements.

### The Responsibility of the Trustee

The Trustee of VSML Futures Super Fund are solely responsible for the information contained in the special purpose financial statements, the reliability, accuracy and completeness of the information and for the determination that the financial reporting framework used is appropriate to meet their needs and for the purpose that the financial statements were prepared.

### Our Responsibility

On the basis of information provided by the Trustee, we have compiled the accompanying special purpose financial statements in accordance with the financial reporting framework as described in Note 1 to the financial statements and APES 315: Compilation of Financial Information.

We have applied our expertise in accounting and financial reporting to compile these financial statements in accordance with the financial reporting framework described in Note 1 to the financial statements. We have complied with the relevant ethical requirements of APES 110: Code of Ethics for Professional Accountants.

### Assurance Disclaimer

Since a compilation engagement is not an assurance engagement, we are not required to verify the reliability, accuracy or completeness of the information provided to us by management to compile these financial statements. Accordingly, we do not express an audit opinion or a review conclusion on these financial statements.

The special purpose financial statements were compiled exclusively for the benefit of the directors of the trustee company who are responsible for the reliability, accuracy and completeness of the information used to compile them. We do not accept responsibility for the contents of the special purpose financial statements.

Sam Greco & Co Chartered Accountants

of

Level 1 Mitcham House 1355 Gympie Road, Aspley, Queensland 4034

Signed: *Sam Greco*

Dated: 24-10-2022

**VSML Futures Super Fund**  
**VSML Super Pty. Ltd. ACN: 169462159**  
**Trustees Declaration**

---

The directors of the trustee company have determined that the fund is not a reporting entity and that the special purpose financial statements should be prepared in accordance with the accounting policies described in Note 1 to the financial statements.

In the opinion of the directors of the trustee company:

- (i) the financial statements and notes to the financial statements for the year ended 30 June 2022 present fairly, in all material respects, the financial position of the superannuation fund at 30 June 2022 and the results of its operations for the year then ended in accordance with the accounting policies described in Note 1 to the financial statements;
- (ii) the financial statements and notes to the financial statements have been prepared in accordance with the requirements of the trust deed; and
- (iii) the operation of the superannuation fund has been carried out in accordance with its trust deed and in compliance with the requirements of the Superannuation Industry (Supervision) Act 1993 and associated Regulations during the year ended 30 June 2022.

Signed in accordance with a resolution of the directors of the trustee company by:

*Stephen Parker*

27-10-2022

.....  
Stephen Parker  
VSML Super Pty. Ltd.  
Director

*Veronique De Carne*

27-10-2022

.....  
Veronique De Carne  
VSML Super Pty. Ltd.  
Director

Dated this ..... day of .....

## Minutes of a meeting of the Director(s)

held on \_\_\_\_\_ at 132 Appleby Road, Stafford Heights, Queensland 4053

---

<b>PRESENT:</b>	Stephen Parker and Veronique De Carne
<b>MINUTES:</b>	The Chair reported that the minutes of the previous meeting had been signed as a true record.
<b>FINANCIAL STATEMENTS OF SUPERANNUATION FUND:</b>	<p>It was resolved that the financial statements would be prepared as special purpose financial statements as, in the opinion of the trustee(s), the superannuation fund is a non-reporting entity and therefore is not required to comply with all Australian Accounting Standards.</p> <p>The Chair tabled the financial statements and notes to the financial statements of the superannuation fund in respect of the year ended 30 June 2022 and it was resolved that such statements be and are hereby adopted as tabled.</p>
<b>TRUSTEE'S DECLARATION:</b>	It was resolved that the trustee's declaration of the superannuation fund be signed.
<b>ANNUAL RETURN:</b>	Being satisfied that the fund had complied with the requirements of the Superannuation Industry (Supervision) Act 1993 (SISA) and Regulations during the year ended 30 June 2022, it was resolved that the annual return be approved, signed and lodged with the Australian Taxation Office.
<b>TRUST DEED:</b>	The Chair tabled advice received from the fund's legal adviser confirming that the fund's trust deed is consistent with all relevant superannuation and trust law.
<b>INVESTMENT STRATEGY:</b>	The allocation of the fund's assets and the fund's investment performance over this financial year were reviewed and found to be within the acceptable ranges outlined in the investment strategy. After considering the risk, rate of return and liquidity of the investments and the ability of the fund to discharge its existing liabilities, it was resolved that the investment strategy continues to reflect the purposes and circumstances of the fund and its members. Accordingly, no changes in the investment strategy were required.
<b>INSURANCE COVER:</b>	The trustee(s) reviewed the current life and total and permanent disability insurance coverage on offer to the members and resolved that the current insurance arrangements were appropriate for the fund.
<b>ALLOCATION OF INCOME:</b>	It was resolved that the income of the fund would be allocated to the members based on their average daily balance (an alternative allocation basis may be percentage of opening balance).
<b>INVESTMENT ACQUISITIONS:</b>	It was resolved to ratify the investment acquisitions throughout the financial year ended 30 June 2022.
<b>INVESTMENT DISPOSALS:</b>	It was resolved to ratify the investment disposals throughout the financial year ended 30 June 2022.
<b>AUDITORS:</b>	It was resolved that Super Audits Pty Ltd of 5A Broadway, Glenelg South, South Australia 5045 act as auditors of the Fund for the next financial year.
<b>TAX AGENTS:</b>	It was resolved that Sam Greco & Co Chartered Accountants act as tax agents of the Fund for the next financial year.
<b>TRUSTEE STATUS:</b>	Each of the trustee(s) confirmed that they are qualified to act as trustee(s) of the fund and that they are not disqualified persons as defined by s 120 of the SISA.

## Minutes of a meeting of the Director(s)

held on \_\_\_\_\_ at 132 Appleby Road, Stafford Heights, Queensland 4053

---

**CONTRIBUTIONS RECEIVED:**

It was resolved that the contributions during the year be allocated to members on the basis of the schedule provided by the principal Fund employer.

**PAYMENT OF BENEFITS:**

The trustee has ensured that any payment of benefits made from the Fund, meets the requirements of the Fund's deed and does not breach the superannuation laws in relation to:

1. making payments to members; and,
2. breaching the Fund or the member investment strategy.

The trustee has reviewed the payment of the benefit and received advice that the transfer is in accordance with the Deed and the superannuation laws. As such the trustee has resolved to allow the payment of the benefits on behalf of the member.

**CLOSURE:**

All resolutions for this meeting were made in accordance with the SISA and Regulations.

There being no further business the meeting then closed.

Signed as a true record –

*Stephen Parker*

.....  
Stephen Parker

Chairperson



# VSML Futures Super Fund Members Statement

Stephen Wayne Parker  
132 Appleby Road  
Stafford Heights, Queensland, 4053, Australia

## Your Details

Date of Birth : 24/01/1960  
Age: 62  
Tax File Number: 546936453  
Date Joined Fund: 01/07/2015  
Service Period Start Date: 09/04/2014  
Date Left Fund:  
Member Code: PARSTE00001A  
Account Start Date: 01/07/2015  
Account Phase: Accumulation Phase  
Account Description: Accumulation

Nominated Beneficiaries: N/A  
Nomination Type: N/A  
Vested Benefits: 12,799.62  
Total Death Benefit: 12,799.62

## Your Balance

Total Benefits 12,799.62

Preservation Components

Preserved 12,799.62

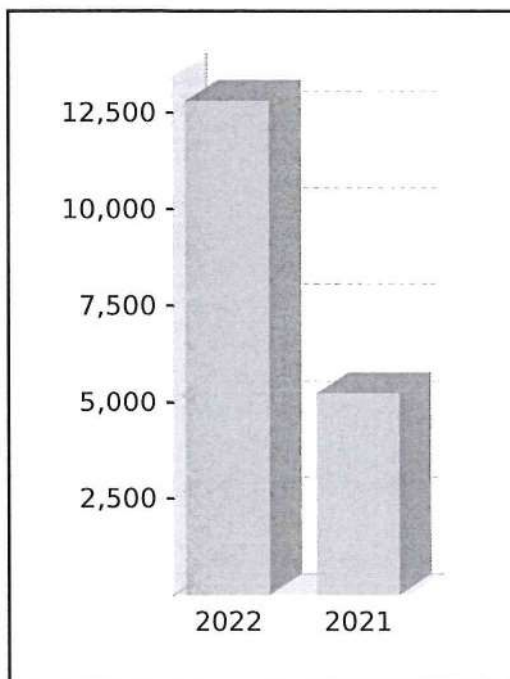
Unrestricted Non Preserved

Restricted Non Preserved

Tax Components

Tax Free

Taxable 12,799.62



## Your Detailed Account Summary

	This Year
Opening balance at 01/07/2021	5,234.86
<u>Increases to Member account during the period</u>	
Employer Contributions	
Personal Contributions (Concessional)	7,930.00
Personal Contributions (Non Concessional)	
Government Co-Contributions	
Other Contributions	
Proceeds of Insurance Policies	
Transfers In	
Net Earnings	884.52
Internal Transfer In	
<u>Decreases to Member account during the period</u>	
Pensions Paid	
Contributions Tax	1,189.50
Income Tax	60.26
No TFN Excess Contributions Tax	
Excess Contributions Tax	
Refund Excess Contributions	
Division 293 Tax	
Insurance Policy Premiums Paid	
Management Fees	
Member Expenses	
Benefits Paid/Transfers Out	
Superannuation Surcharge Tax	
Internal Transfer Out	
Closing balance at 30/06/2022	12,799.62

# VSML Futures Super Fund

## Members Statement

Stephen Wayne Parker  
 132 Appleby Road  
 Stafford Heights, Queensland, 4053, Australia

### Your Details

Date of Birth : 24/01/1960  
 Age: 62  
 Tax File Number: 546936453  
 Date Joined Fund: 01/07/2015  
 Service Period Start Date: 09/04/2014  
 Date Left Fund:  
 Member Code: PARSTE00002P  
 Account Start Date: 01/07/2019  
 Account Phase: Accumulation Phase  
 Account Description: Transition to Retirement Pension

Nominated Beneficiaries: N/A  
 Nomination Type: N/A  
 Vested Benefits: 436,426.77  
 Total Death Benefit: 436,426.77

### Your Balance

Total Benefits 436,426.77

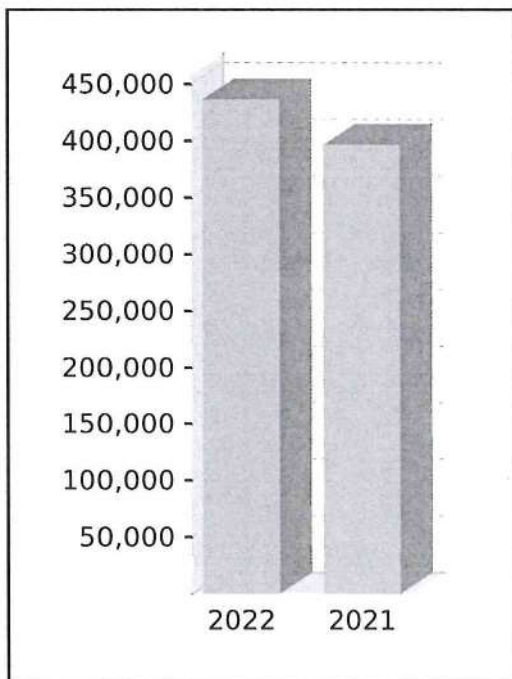
Preservation Components

Preserved 436,426.77

Unrestricted Non Preserved  
 Restricted Non Preserved

Tax Components

Tax Free (11.44%) 49,908.85  
 Taxable 386,517.92



### Your Detailed Account Summary

	This Year
Opening balance at 01/07/2021	396,493.38
<u>Increases to Member account during the period</u>	
Employer Contributions	
Personal Contributions (Concessional)	
Personal Contributions (Non Concessional)	
Government Co-Contributions	
Other Contributions	
Proceeds of Insurance Policies	
Transfers In	
Net Earnings	51,362.84
Internal Transfer In	
<u>Decreases to Member account during the period</u>	
Pensions Paid	7,930.00
Contributions Tax	
Income Tax	3,499.45
No TFN Excess Contributions Tax	
Excess Contributions Tax	
Refund Excess Contributions	
Division 293 Tax	
Insurance Policy Premiums Paid	
Management Fees	
Member Expenses	
Benefits Paid/Transfers Out	
Superannuation Surcharge Tax	
Internal Transfer Out	
Closing balance at 30/06/2022	436,426.77

# VSML Futures Super Fund

## Members Statement

Veronique Sophie De Carne  
 132 Appleby Road  
 Stafford Heights, Queensland, 4053, Australia

### Your Details

Date of Birth : 17/02/1964  
 Age: 58  
 Tax File Number: 181397465  
 Date Joined Fund: 09/05/2014  
 Service Period Start Date: 09/05/2014  
 Date Left Fund:  
 Member Code: DE VER00001A  
 Account Start Date: 09/05/2014  
 Account Phase: Accumulation Phase  
 Account Description: Accumulation

Nominated Beneficiaries: N/A  
 Nomination Type: N/A  
 Vested Benefits: 425,658.13  
 Total Death Benefit: 425,658.13

### Your Balance

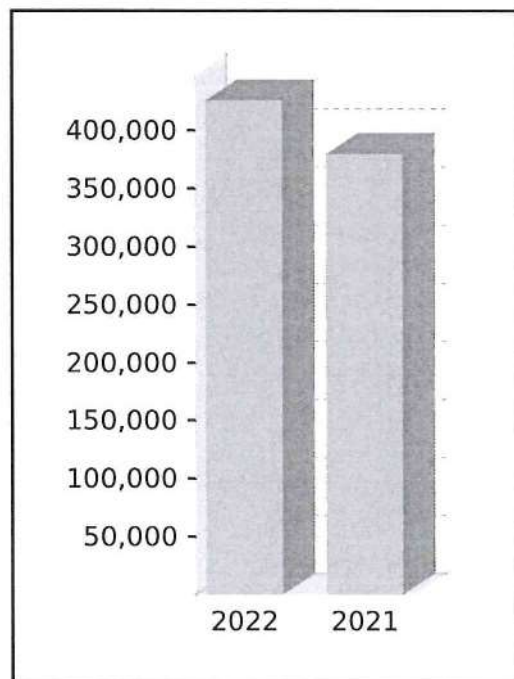
Total Benefits 425,658.13

Preservation Components

Preserved 418,883.79  
 Unrestricted Non Preserved  
 Restricted Non Preserved 6,774.34

Tax Components

Tax Free 34,086.02  
 Taxable 391,572.11



### Your Detailed Account Summary

	This Year
Opening balance at 01/07/2021	379,604.29
<u>Increases to Member account during the period</u>	
Employer Contributions	
Personal Contributions (Concessional)	
Personal Contributions (Non Concessional)	
Government Co-Contributions	
Other Contributions	
Proceeds of Insurance Policies	
Transfers In	
Net Earnings	49,420.98
Internal Transfer In	
<u>Decreases to Member account during the period</u>	
Pensions Paid	
Contributions Tax	
Income Tax	3,367.14
No TFN Excess Contributions Tax	
Excess Contributions Tax	
Refund Excess Contributions	
Division 293 Tax	
Insurance Policy Premiums Paid	
Management Fees	
Member Expenses	
Benefits Paid/Transfers Out	
Superannuation Surcharge Tax	
Internal Transfer Out	
Closing balance at 30/06/2022	425,658.13

VSML Futures Super Fund  
Stephen Parker  
132 Appleby Road, Stafford Heights, Queensland 4053

Dear Sir/Madam

**VSML Futures Super Fund  
Continuation of Transition to Retirement Pension**

We have recently completed a review of the assets of **VSML Futures Super Fund** and your Transition to Retirement Pension account in the Fund as at 01 July 2021. The pension does not have a reversionary beneficiary.

Based on the account balance and the legislative requirements for Transition to Retirement Pension, I have set out below the Minimum income stream which must be taken for the year ending 30 June 2022.

Your balance contains:

- a Taxable Balance of: \$351,152.91; and
- a Tax Free Balance of: \$45,340.47

Tax Free proportion: 11.44%.

Your Minimum income stream applicable is \$7,930.00.

Your Maximum income stream applicable is \$39,649.34.

If you have any queries with regard to the above, please do not hesitate to contact me.

Yours sincerely

*Stephen Parker*

.....  
Stephen Parker  
132 Appleby Road, Stafford Heights, Queensland 4053

## Minutes of a Meeting of the Director(s)

held on \_\_\_\_\_ at 132 Appleby Road, Stafford Heights, Queensland 4053

---

**PRESENT:**

Stephen Parker and Veronique De Carne

**PENSION CONTINUATION:**

Stephen Parker wishes to continue existing Transition to Retirement Pension with a commencement date of 01/07/2019. The pension does not have a reversionary beneficiary.

The Pension Account Balance as at 01/07/2021 \$396,493.38, consisting of:

- Taxable amount of \$351,152.91; and
  - Tax Free amount of \$45,340.47
- Tax Free proportion: 11.44%.

**TRUSTEE ACKNOWLEDGEMENT:**

It was resolved that Trustee(s) have agreed to this and has taken action to ensure the following:

- The member's minimum pension payments are to be made at least annually
- An amount or percentage of the pension will not be prescribed as being left-over when the pension ceases
- The pension can be transferred only on the death of the pensioner to one of their dependants or cashed as a lump sum to the pensioner's estate.
- The Trustee(s) will comply with ATO obligations such as PAYG withholding and payment summary obligations
- The fund's trust deed provides for payment of this pension to the member.
- The Trustee(s) will notify the member, in writing, of their pension amount and assessable amount each year.

**PAYMENT:**

It was resolved that the trustees have agreed to pay at least the minimum pension payment for the current year of \$7,930.00 in the frequency of at least an annual payment.

**CLOSURE:**

Signed by the trustee(s) pursuant to the Fund Deed.

*Stephen Parker*

.....  
Stephen Parker  
Chairperson

# VSML Futures Super Fund Deductions Notice Letter

---

I, Stephen Parker as a member of VSML Futures Super Fund

have requested in writing in accordance with section 290-170 of the Income Tax Assessment Act 1997 the intention to claim a tax deduction of

\$7930.00

for contributions paid in the year ended 30 June 2022.

*Stephen Parker*

---

Stephen Parker

Date: 27-10-2022

# VSML Futures Super Fund Deductions Notice Letter

---

VSML Super Pty. Ltd. as trustee for VSML Futures Super Fund acknowledges that

**Stephen Parker**

has advised in writing in accordance with Section 290-170 of the Income Tax Assessment Act 1997 the intention to claim a tax deduction of

\$7930.00

for contributions paid in the year ended 30 June 2022. The Trustee has taken action to deduct the appropriate level of tax from the contributions claimed.

*Stephen Parker*

---

Stephen Parker

Date: 27-10-2022

**\*\* IMPORTANT INFORMATION - PLEASE READ THE FOLLOWING CAREFULLY \*\***

If your records confirm the above amount claimed no action on your behalf is required. Retain this acknowledgement with your taxation records as it may be requested by the Australian Taxation Office to substantiate your tax deduction for Superannuation Contributions.

Otherwise: Complete the details below and return this form to the Trustee if:

1. The amount shown above is not the amount that will be claimed, or
2. The Australian Taxation Office disallows/reduces the amount you claim.

In terms of Section 290-170 of the Income Tax Assessment Act 1997 I advise that the amount I intend to claim as a tax deduction for the period 01 July 2021 to 30 June 2022 is: \$\_\_\_\_\_

*Stephen Parker*

---

Stephen Parker

Date: 27-10-2022

**VSML Futures Super Fund  
Pension Summary**

As at 30 June 2022

Member Name : Parker, Stephen  
Member Age : 61\* (Date of Birth : 24/01/1960)

Member Code	Pension Type	Pension Start Date	Tax Free	Min / PF	Minimum	Maximum	Gross Pension Payments	PAYG	Net Pension Payment	Amount to reach Minimum
PARSTE00002P	Transition to Retirement Pension	01/07/2019	11.44%	2.00%	\$7,930.00*	\$39,649.34	\$7,930.00	\$0.00	\$7,930.00	\$0.00
*COVID-19 50% reduction has been applied to the minimum pension amount.										
<b>Total :</b>										
					<b>\$7,930.00</b>	<b>\$39,649.34</b>	<b>\$7,930.00</b>	<b>\$0.00</b>	<b>\$7,930.00</b>	<b>\$0.00</b>
					<b>\$7,930.00</b>	<b>\$39,649.34</b>	<b>\$7,930.00</b>	<b>\$0.00</b>	<b>\$7,930.00</b>	<b>\$0.00</b>

\*Age as at 01/07/2021 or pension start date for new pensions.



# Yearly Projected Pension Calculation Report

As at 01 July 2022

Member Name	Member Code	Pension Type	Pension Start/ Conversion Date	Age (as at 01/07/2022)	Opening Balance	Minimum Amount*	Maximum Amount	Tax Free %	Min Tax Free Payments	Min Taxable Payments
Parker, Stephen	PARSTE00002P	Transition to Retirement Pension	01/07/2019	62	436,426.77	8,730.00	43,642.68	11.44	998.71	7,731.29
					<b>436,426.77</b>	<b>8,730.00</b>	<b>43,642.68</b>		<b>998.71</b>	<b>7,731.29</b>
					<b>436,426.77</b>	<b>8,730.00</b>	<b>43,642.68</b>		<b>998.71</b>	<b>7,731.29</b>

\* COVID-19 50% reduction has been applied to the minimum pension amount

**PART A Electronic lodgment declaration (Form P, T, F, SMSF or EX)**

This declaration is to be completed where the tax return is to be lodged via an approved ATO electronic channel. It is the responsibility of the taxpayer to retain this declaration for a period of five years after the declaration is made, penalties may apply for failure to do so.

**Privacy**

The ATO is authorised by the Taxation Administration Act 1953 to request the provision of tax file numbers (TFNs). The ATO will use the TFNs to identify each partner or beneficiary or entity in our records. It is not an offence not to provide the TFNs. However, you cannot lodge your tax return electronically if you do not quote your TFN.

Taxation law authorises the ATO to collect information and disclose it to other government agencies, including personal information about the person authorised to sign the declaration. For information about privacy go to [ato.gov.au/privacy](http://ato.gov.au/privacy)

**The Australian Business Register**

The Commissioner of Taxation, as Registrar of the Australian Business Register, may use the ABN and business details which you provide on this tax return to maintain the integrity of the register.

Please refer to the privacy statement on the Australian Business Register (ABR) website ([www.abr.gov.au](http://www.abr.gov.au)) for further information – it outlines our commitment to safeguarding your details.

**Electronic funds transfer - direct debit**

Where you have requested an EFT direct debit some of your details will be provided to your financial institution and the Tax Office's sponsor bank to facilitate the payment of your taxation liability from your nominated account.

Tax file number Year Name of partnership, trust, fund or entity 

I authorise my tax agent to electronically transmit this tax return via an approved ATO electronic channel.

**Important**

Before making this declaration please check to ensure that all income has been disclosed and the tax return is true and correct in every detail. If you are in doubt about any aspect of the tax return, place all the facts before the Tax Office. The tax law provides heavy penalties for false or misleading statements on tax returns.

**Declaration: I declare that:**

- the information provided to the agent for the preparation of this tax return, including any applicable schedules is true and correct, and
- the agent is authorised to lodge this tax return.

Signature of partner, trustee or director

*Stephen Parker*

Date

**PART B Electronic funds transfer consent**

This declaration is to be completed when an electronic funds transfer (EFT) of a refund is requested and the tax return is being lodged through an approved ATO electronic lodgment channel.

This declaration must be signed by the partner, trustee, director or public officer prior to the EFT details being transmitted to the Tax Office. If you elect for an EFT, all details below must be completed.

Important: Care should be taken when completing EFT details as the payment of any refund will be made to the account specified.

Agent's reference number

Account Name

I authorise the refund to be deposited directly to the specified account.

Signature

Date

# Self-managed superannuation fund annual return

**2022**

Who should complete this annual return?

Only self-managed superannuation funds (SMSFs) can complete this annual return. All other funds must complete the Fund income tax return 2022 (NAT 71287).

Return year

The Self-managed superannuation fund annual return instructions 2022 (NAT 71606) (the instructions) can assist you to complete this annual return.

The SMSF annual return cannot be used to notify us of a change in fund membership. You must update fund details via ABR.gov.au or complete the Change of details for superannuation entities form (NAT3036).

## Section A: Fund information

**1 Tax file number (TFN)**

The ATO is authorised by law to request your TFN. You are not obliged to quote your TFN but not quoting it could increase the chance of delay or error in processing your annual return. See the Privacy note in the Declaration.

---

**2 Name of self-managed superannuation fund (SMSF)**

---

**3 Australian business number (ABN)**  (if applicable)

---

**4 Current postal address**

---

**5 Annual return status**

Is this an amendment to the SMSF's 2022 return?  A  N

Is this the first required return for a newly registered SMSF?  B  N

---

**6 SMSF auditor**

Auditor's name  Title

Family name

First given name

Other given names

SMSF Auditor Number

Auditor's phone number

Use Agent address details?  Postal address

Date audit was completed  A

Was Part A of the audit report qualified?  B  N

Was Part B of the audit report qualified?  C  N

If Part B of the audit report was qualified, have the reported issues been rectified?  D

Sensitive (when completed)

7 Electronic funds transfer (EFT)

We need your self-managed super fund's financial institution details to pay any super payments and tax refunds owing to you.

A Fund's financial institution account details

This account is used for super contributions and rollovers. Do not provide a tax agent account here.

Fund BSB number 336095 Fund account number 650482136

Fund account name VSML Futures Super Fund

I would like my tax refunds made to this account. Y Print Y for yes or N for no. If Yes, Go to C.

B Financial institution account details for tax refunds

Use Agent Trust Account? [ ]

This account is used for tax refunds. You can provide a tax agent account here.

BSB number [ ] Account number [ ]

Account name [ ]

C Electronic service address alias

Provide the electronic service address alias(ESA) issued by your SMSF messaging provider. (For example, SMSFdataESAAlias). See instructions for more information.

[ ]

8 Status of SMSF

Australian superannuation fund

A Y C Y

Fund benefit structure

B A

Code

Does the fund trust deed allow acceptance of the Government's Super Co-contribution and Low Income Super Amounts?

9 Was the fund wound up during the income year?

N Print Y for yes or N for no. If yes, provide the date on which the fund was wound up Day Month Year [ ]

Have all tax lodgment and payment obligations been met? [ ]

10 Exempt current pension income

Did the fund pay retirement phase superannuation income stream benefits to one or more members in the income year? N Print Y for yes or N for no.

To claim a tax exemption for current pension income, you must pay at least the minimum benefit payment under the law. Record exempt current pension income at Label A.

If No, Go to Section B: Income

If Yes Exempt current pension income amount A [ ]

Which method did you use to calculate your exempt current pension income?

Segregated assets method B [ ]

Unsegregated assets method C [ ]

Was an actuarial certificate obtained? D [ ] Print Y for yes

Did the fund have any other income that was assessable? E [ ] Print Y for yes or N for no. If Yes, go to Section B: Income

Choosing 'No' means that you do not have any assessable income, including no-TFN quoted contributions. Go to Section C: Deductions and non-deductible expenses. (Do not complete Section B: Income.)

If you are entitled to claim any tax offsets, you can list these at Section D: Income tax calculation statement.

Sensitive (when completed)

**Section B: Income**

Do not complete this section if all superannuation interests in the SMSF were supporting superannuation income streams in the retirement phase for the entire year, there was no other income that was assessable, and you have not realised a deferred notional gain. If you are entitled to claim any tax offsets, you can record these at Section D: Income tax calculation statement.

**11 Income**

Did you have a capital gains tax (CGT) event during the year? **G**  Y  N Print Y for yes or N for no.

Have you applied an exemption or rollover? **M**  Print Y for yes or N for no.

Code

If the total capital loss or total capital gain is greater than \$10,000 or you elected to use the transitional CGT relief in 2017 and the deferred notional gain has been realised, complete and attach a Capital gains tax (CGT) schedule 2022.

Net capital gain **A**

Gross rent and other leasing and hiring income **B**

Gross interest **C**

Forestry managed investment scheme income **X**

Gross foreign income <b>D1</b> <input type="text" value="2,256"/>	Net foreign income <b>D</b> <input type="text" value="2,256"/> <span style="float: right;">Loss <input type="checkbox"/></span>
---	---

Australian franking credits from a New Zealand company **E**

Transfers from foreign funds **F**  Number

Gross payments where ABN not quoted **H**

Gross distribution from partnerships **I**  Loss

\* Unfranked dividend amount **J**

\* Franked dividend amount **K**

\* Dividend franking credit **L**

\* Gross trust distributions **M**  Code **P**

Assessable contributions (R1 plus R2 plus R3 less R6) **R**

**Calculation of assessable contributions**

Assessable employer contributions **R1**

plus Assessable personal contributions **R2**

plus #\*No-TFN-quoted contributions **R3**

(an amount must be included even if it is zero)

less Transfer of liability to life insurance company or PST **R6**

**Calculation of non-arm's length income**

\* Net non-arm's length private company dividends **U1**

plus \* Net non-arm's length trust distributions **U2**

plus \* Net other non-arm's length income **U3**

\* Other income **S**  Code **O**

\*Assessable income due to changed tax status of fund **T**

Net non-arm's length income (subject to 45% tax rate) (U1 plus U2 plus U3) **U**

#This is a mandatory label.  
\* If an amount is entered at this label, check the instructions to ensure the correct tax treatment has been applied.

GROSS INCOME (Sum of labels A to U) **W**  Loss

Exempt current pension income **Y**

TOTAL ASSESSABLE INCOME (W less Y) **V**  Loss

Sensitive (when completed)

**Section C: Deductions and non-deductible expenses**

**12 Deductions and non-deductible expenses**

Under 'Deductions' list all expenses and allowances you are entitled to claim a deduction for. Under 'Non-deductible expenses', list all other expenses or normally allowable deductions that you cannot claim as a deduction (for example, all expenses related to exempt current pension income should be recorded in the 'Non-deductible expenses' column).

DEDUCTIONS		NON-DEDUCTIBLE EXPENSES	
Interest expenses within Australia	<b>A1</b> 14,145	<b>A2</b>	
Interest expenses overseas	<b>B1</b>	<b>B2</b>	
Capital works expenditure	<b>D1</b>	<b>D2</b>	
Decline in value of depreciating assets	<b>E1</b> 7,206	<b>E2</b>	
Insurance premiums – members	<b>F1</b>	<b>F2</b>	
SMSF auditor fee	<b>H1</b> 385	<b>H2</b>	
Investment expenses	<b>I1</b> 16,743	<b>I2</b>	
Management and administration expenses	<b>J1</b> 4,137	<b>J2</b>	
Forestry managed investment scheme expense	<b>U1</b>	<b>U2</b>	
Other amounts	<b>L1</b> 830 <small>Code O</small>	<b>L2</b>	<small>Code</small>
Tax losses deducted	<b>M1</b>		
<b>TOTAL DEDUCTIONS</b>		<b>TOTAL NON-DEDUCTIBLE EXPENSES</b>	
<b>N</b> 43,446 <small>(Total A1 to M1)</small>		<b>Y</b> 0 <small>(Total A2 to L2)</small>	
<b>#TAXABLE INCOME OR LOSS</b>		<b>TOTAL SMSF EXPENSES</b>	
<b>O</b> 54,109 <small>Loss</small>		<b>Z</b> 43,446 <small>(N plus Y)</small>	
<b>(TOTAL ASSESSABLE INCOME less TOTAL DEDUCTIONS)</b>			

#This is a mandatory label.

**Section D: Income tax calculation statement**

**#Important:** Section B label R3, Section C label O and Section D labels A, T1, J, T5 and I are mandatory. If you leave these labels blank, you will have specified a zero amount.

**13 Calculation statement**

Please refer to the Self-managed superannuation fund annual return instructions 2022 on how to complete the calculation statement.

#Taxable income	<b>A</b>	54,109
<small>(an amount must be included even if it is zero)</small>		
#Tax on taxable income	<b>T1</b>	8,116.35
<small>(an amount must be included even if it is zero)</small>		
#Tax on no-TFN-quoted contributions	<b>J</b>	0.00
<small>(an amount must be included even if it is zero)</small>		
Gross tax	<b>B</b>	8,116.35
<small>(T1 plus J)</small>		

Sensitive (when completed)

Foreign income tax offset	<b>C1</b> <input type="text" value="260.78"/>	Non-refundable non-carry forward tax offsets
Rebates and tax offsets	<b>C2</b> <input type="text"/>	
		<b>C</b> <input type="text" value="260.78"/> (C1 plus C2)

**SUBTOTAL 1**  
**T2**   
 (B less C –cannot be less than zero)

Early stage venture capital limited partnership tax offset	<b>D1</b> <input type="text"/>	Non-refundable carry forward tax offsets
Early stage venture capital limited partnership tax offset carried forward from previous year	<b>D2</b> <input type="text"/>	
Early stage investor tax offset	<b>D3</b> <input type="text"/>	
Early stage investor tax offset carried forward from previous year	<b>D4</b> <input type="text"/>	
		<b>D</b> <input type="text" value="0.00"/> (D1 plus D2 plus D3 plus D4)
		<b>SUBTOTAL 2</b> <b>T3</b> <input type="text" value="7,855.57"/> (T2 less D –cannot be less than zero)

Complying fund's franking credits tax offset	<b>E1</b> <input type="text" value="7,653.20"/>	Refundable tax offsets
No-TFN tax offset	<b>E2</b> <input type="text"/>	
National rental affordability scheme tax offset	<b>E3</b> <input type="text"/>	
Exploration credit tax offset	<b>E4</b> <input type="text"/>	
		<b>E</b> <input type="text" value="7,653.20"/> (E1 plus E2 plus E3 plus E4)

**#TAX PAYABLE T5**   
 (T3 less E - cannot be less than zero)

**Section 102AAM interest charge**  
**G**

Fund's tax file number (TFN)

Credit for interest on early payments – amount of interest  
**H1**

Credit for tax withheld – foreign resident withholding (excluding capital gains)  
**H2**

Credit for tax withheld – where ABN or TFN not quoted (non-individual)  
**H3**

Credit for TFN amounts withheld from payments from closely held trusts  
**H5**

Credit for interest on no-TFN tax offset  
**H6**

Credit for foreign resident capital gains withholding amounts  
**H8**

**Eligible credits**  
**H**   
 (H1 plus H2 plus H3 plus H5 plus H6 plus H8)

**#Tax offset refunds**  
 (Remainder of refundable tax offsets) **I**   
 (unused amount from label E- an amount must be included even if it is zero)

**PAYG instalments raised**  
**K**

**Supervisory levy**  
**L**

**Supervisory levy adjustment for wound up funds**  
**M**

**Supervisory levy adjustment for new funds**  
**N**

**Total amount of tax payable** **S**   
 (T5 plus G less H less I less K plus L less M plus N)

#This is a mandatory label.

**Section E: Losses**

**14 Losses**

If total loss is greater than \$100,000, complete and attach a Losses schedule 2022.

Tax losses carried forward to later income years **U**

Net capital losses carried forward to later income years **V**

Net capital losses brought forward from prior years		Net capital losses carried forward to later income years	
Non-Collectables	1,533		0
Collectables	0		0

Sensitive (when completed)



Section F / Section G: **Member Information**

See the Privacy note in the Declaration.

Title	Mr	Member'sTFN		Member	1
Family name	Parker			Account status	
First given name	Stephen			Code	0
Other given names	Wayne				
Date of birth	24/01/1960	If deceased, date of death			

**Contributions**

OPENING ACCOUNT BALANCE 401,728.24

Refer to instructions for completing these labels.

Employer contributions  
**A**

ABN of principal employer  
**A1**

Personal contributions  
**B** 7,930.00

CGT small business retirement exemption  
**C**

CGT small business 15-year exemption amount  
**D**

Personal injury election  
**E**

Spouse and child contributions  
**F**

Other third party contributions  
**G**

Proceeds from primary residence disposal  
**H**

Receipt date  
**H1**

Assessable foreign superannuation fund amount  
**I**

Non-assessable foreign superannuation fund amount  
**J**

Transfer from reserve: assessable amount  
**K**

Transfer from reserve: non-assessable amount  
**L**

Contributions from non-complying funds and previously non-complying funds  
**T**

Any other contributions (including Super Co-contributions and low Income Super Amounts)  
**M**

**TOTAL CONTRIBUTIONS** **N** 7,930.00  
(Sum of labels A to M)

**Other transactions**

Accumulation phase account balance	<b>S1</b>	<span style="border: 1px solid black; padding: 2px;">449,226.39</span>	
Retirement phase account balance - Non CDBIS	<b>S2</b>	<span style="border: 1px solid black; padding: 2px;">0.00</span>	
Retirement phase account balance - CDBIS	<b>S3</b>	<span style="border: 1px solid black; padding: 2px;">0.00</span>	
		<b>1</b> TRIS Count	

Allocated earnings or losses  
**O** 47,498.15 Loss

Inward rollovers and transfers  
**P**

Outward rollovers and transfers  
**Q**

Lump Sum payments  
**R1**  Code

Income stream payments  
**R2** 7,930.00 Code

**CLOSING ACCOUNT BALANCE** **S** 449,226.39  
(S1 plus S2 plus S3)

Accumulation phase value  
**X1**

Retirement phase value  
**X2**

Outstanding limited recourse borrowing arrangement amount  
**Y**

Sensitive (when completed)

Fund's tax file number (TFN)

See the Privacy note in the Declaration.

Title	Mrs	Member's TFN		Member	2
Family name	De Carne			Account status	
First given name	Veronique			<input type="radio"/> Code	
Other given names	Sophie				
Date of birth	17/02/1964	If deceased, date of death			

**Contributions**

OPENING ACCOUNT BALANCE 379,604.29

Refer to instructions for completing these labels.

Employer contributions **A**

ABN of principal employer **A1**

Personal contributions **B**

CGT small business retirement exemption **C**

CGT small business 15-year exemption amount **D**

Personal injury election **E**

Spouse and child contributions **F**

Other third party contributions **G**

Proceeds from primary residence disposal **H**

Receipt date **H1**

Assessable foreign superannuation fund amount **I**

Non-assessable foreign superannuation fund amount **J**

Transfer from reserve: assessable amount **K**

Transfer from reserve: non-assessable amount **L**

Contributions from non-complying funds and previously non-complying funds **T**

Any other contributions (including Super Co-contributions and low Income Super Amounts) **M**

**TOTAL CONTRIBUTIONS** **N** 0.00  
(Sum of labels A to M)

**Other transactions**

Accumulation phase account balance **S1** 425,658.13

Retirement phase account balance - Non CDBIS **S2** 0.00

Retirement phase account balance - CDBIS **S3** 0.00

TRIS Count

Allocated earnings or losses **O** 46,053.84 Loss

Inward rollovers and transfers **P**

Outward rollovers and transfers **Q**

Lump Sum payments **R1** Code

Income stream payments **R2** Code

**CLOSING ACCOUNT BALANCE** **S** 425,658.13  
(S1 plus S2 plus S3)

Accumulation phase value **X1**

Retirement phase value **X2**

Outstanding limited recourse borrowing arrangement amount **Y**

Sensitive (when completed)

Section H: Assets and liabilities

15 ASSETS

15a Australian managed investments

Listed trusts	<b>A</b>	<input type="text" value="17,992"/>
Unlisted trusts	<b>B</b>	<input type="text"/>
Insurance policy	<b>C</b>	<input type="text"/>
Other managed investments	<b>D</b>	<input type="text" value="208,020"/>

15b Australian direct investments

Cash and term deposits	<b>E</b>	<input type="text" value="28,193"/>
Debt securities	<b>F</b>	<input type="text"/>
Loans	<b>G</b>	<input type="text"/>
Listed shares	<b>H</b>	<input type="text" value="366,035"/>
Unlisted shares	<b>I</b>	<input type="text"/>

**Limited recourse borrowing arrangements**

Australian residential real property

**J1**

Australian non-residential real property

**J2**

Overseas real property

**J3**

Australian shares

**J4**

Overseas shares

**J5**

Other

**J6**

Property count

**J7**

Limited recourse borrowing arrangements **J**

Non-residential real property	<b>K</b>	<input type="text"/>
Residential real property	<b>L</b>	<input type="text"/>
Collectables and personal use assets	<b>M</b>	<input type="text"/>
Other assets	<b>O</b>	<input type="text" value="7,761"/>

15c Other investments

Crypto-Currency **N**

15d Overseas direct investments

Overseas shares	<b>P</b>	<input type="text"/>
Overseas non-residential real property	<b>Q</b>	<input type="text"/>
Overseas residential real property	<b>R</b>	<input type="text"/>
Overseas managed investments	<b>S</b>	<input type="text"/>
Other overseas assets	<b>T</b>	<input type="text"/>

**TOTAL AUSTRALIAN AND OVERSEAS ASSETS** **U**   
(Sum of labels A to T)

15e In-house assets

Did the fund have a loan to, lease to or investment in, related parties (known as in-house assets) at the end of the income year? **A**  Print Y for yes or N for no.

15f Limited recourse borrowing arrangements

If the fund had an LRBA were the LRBA borrowings from a licensed financial institution? **A**  Print Y for yes or N for no.

Did the members or related parties of the fund use personal guarantees or other security for the LRBA? **B**  Print Y for yes or N for no.

Sensitive (when completed)

16 LIABILITIES

Borrowings for limited recourse borrowing arrangements	<b>V1</b>	297,915	
Permissible temporary borrowings	<b>V2</b>		
Other borrowings	<b>V3</b>		
			Borrowings <b>V</b> 297,915
Total member closing account balances (total of all CLOSING ACCOUNT BALANCES from Sections F and G)		<b>W</b>	874,884
Reserve accounts		<b>X</b>	
Other liabilities		<b>Y</b>	202
<b>TOTAL LIABILITIES</b>		<b>Z</b>	1,173,001

Section I: Taxation of financial arrangements

17 Taxation of financial arrangements (TOFA)

Total TOFA gains	<b>H</b>	
Total TOFA losses	<b>I</b>	

Section J: Other information

Family trust election status

If the trust or fund has made, or is making, a family trust election, write the four-digit income year specified of the election (for example, for the 2021–22 income year, write 2022). **A**

If revoking or varying a family trust election, print R for revoke or print V for variation, and complete and attach the Family trust election, revocation or variation 2022. **B**

Interposed entity election status

If the trust or fund has an existing election, write the earliest income year specified. If the trust or fund is making one or more elections this year, write the earliest income year being specified and complete an Interposed entity election or revocation 2022 for each election. **C**

If revoking an interposed entity election, print R, and complete and attach the Interposed entity election or revocation 2022. **D**

Sensitive (when completed)

**Section K: Declarations**

Penalties may be imposed for false or misleading information in addition to penalties relating to any tax shortfalls.

**Important**

Before making this declaration check to ensure that all income has been disclosed and the annual return, all attached schedules and any additional documents are true and correct in every detail. If you leave labels blank, you will have specified a zero amount or the label was not applicable to you. If you are in doubt about any aspect of the annual return, place all the facts before the ATO.

**Privacy**

The ATO is authorised by the Taxation Administration Act 1953 to request the provision of tax file numbers (TFNs). We will use the TFN to identify the entity in our records. It is not an offence not to provide the TFN. However if you do not provide the TFN, the processing of this form may be delayed.

Taxation law authorises the ATO to collect information and disclose it to other government agencies. For information about your privacy go to [ato.gov.au/privacy](http://ato.gov.au/privacy).

**TRUSTEE'S OR DIRECTOR'S DECLARATION:**

I declare that, the current trustees and directors have authorised this annual return and it is documented as such in the SMSF's records. I have received a copy of the audit report and are aware of any matters raised therein. The information on this annual return, including any attached schedules and additional documentation is true and correct.

Authorised trustee's, director's or public officer's signature

Date 

Day	Month	Year
20	10	2022

**Preferred trustee or director contact details:**

Title	<input style="width: 100%;" type="text" value="Mr"/>	
Family name	<input style="width: 100%;" type="text" value="Parker"/>	
First given name	<input style="width: 100%;" type="text" value="Stephen"/>	
Other given names	<input style="width: 100%;" type="text" value="Wayne"/>	
Phone number	Area code	Number
	<input style="width: 50px;" type="text" value="0411"/>	<input style="width: 150px;" type="text" value="034715"/>
Email address	<input style="width: 100%;" type="text" value="steveparker60@yahoo.com"/>	
Non-individual trustee name (if applicable)	<input style="width: 100%;" type="text" value="VSML Super Pty Ltd"/>	
ABN of non-individual trustee	<input style="width: 100%;" type="text"/>	
Time taken to prepare and complete this annual return		Hrs <input style="width: 50px;" type="text"/>

The Commissioner of Taxation, as Registrar of the Australian Business Register, may use the ABN and business details which you provide on this annual return to maintain the integrity of the register. For further information, refer to the instructions.

**TAX AGENT'S DECLARATION:**

I,

declare that the Self-managed superannuation fund annual return 2022 has been prepared in accordance with information provided by the trustees, that the trustees have given me a declaration stating that the information provided to me is true and correct, and that the trustees have authorised me to lodge this annual return.

Tax agent's signature  Date 

Day	Month	Year
20	10	2022

**Tax agent's contact details**

Title	<input style="width: 100%;" type="text" value="Mr"/>	
Family name	<input style="width: 100%;" type="text" value="Greco"/>	
First given name	<input style="width: 100%;" type="text" value="Sam"/>	
Other given names	<input style="width: 100%;" type="text"/>	
Tax agent's practice	<input style="width: 100%;" type="text" value="SAM GRECO &amp; CO"/>	
Tax agent's phone number	Area code	Number
	<input style="width: 50px;" type="text" value="07"/>	<input style="width: 150px;" type="text" value="32635200"/>
Tax agent number	<input style="width: 150px;" type="text" value="74856004"/>	Reference number <input style="width: 150px;" type="text" value="VSML0001"/>

**Sensitive (when completed)**

# Depreciation Worksheet

# 2022

Title **Fixtures & Fittings 4/14 Dudley Street**

Transfer to

Private Use % (default private use % for this worksheet)

Taxpayer is eligible for Small Business accelerated depreciation for General Pool (Y or BLANK)

Total Cost	Opening	Acquisition Date	Acquisition Cost	Total Value	Rate %	Type P/D	Decline in Value	Private Portion	Closing
<b>All Assets (6)</b>									
Mini Split System up to 20KW									
2,852	696		0	696	20.00	D	139	0	557
Carpet									
1,862	454		0	454	20.00	D	91	0	363
Floating Timber Floor									
3,862	1,561		0	1,561	13.34	D	208	0	1,353
Hot Water Unit									
1,890	597		0	597	16.66	D	100	0	497
Window Blinds Internal									
2,164	529		0	529	20.00	D	106	0	423
Dishwasher									
699	0	07/01/2022	699	699	20.00	D	67	0	632

Total Cost	Opening	Acquisition Cost	Total Value	Decline in Value	Private	Closing
13,329	3,837	699	4,536	711	0	3,825

	<b>Deduct for Private Use</b>	<input type="text" value="0"/>
	<b>Net Depreciation</b>	<input type="text"/>
<b>Disposals:</b> {	<b>Deduct for Private Use</b>	<input type="text"/>
	<b>Net Adjustment</b>	<input type="text"/>
	<b>Total Claimed for Depreciation</b>	<input type="text" value="711"/>

Total Assets - 6 [On hand the full year - 5, Acquisitions - 1, Disposals - 0]

Sensitive (when completed)

# Depreciation Worksheet

# 2022

Title Building Cost Allowance 4/14 Dudley Street

Transfer to

Private Use % (default private use % for this worksheet)

Taxpayer is eligible for Small Business accelerated depreciation for General Pool (Y or BLANK)

Total Cost	Opening	Acquisition Date	Acquisition Cost	Total Value	Rate %	Type P/D	Decline in Value	Private Portion	Closing
<b>All Assets (1)</b>									
Building Cost Write Off									
247,905	156,483		0	156,483	2.50	S	6,198	0	150,285

Total Cost	Opening	Acquisition Cost	Total Value	Decline in Value	Private	Closing
247,905	156,483	0	156,483	6,198	0	150,285

Disposals: [	<b>Deduct for Private Use</b>	<input type="text" value="0"/>
	<b>Net Depreciation</b>	<input type="text"/>
	<b>Deduct for Private Use</b>	<input type="text"/>
	<b>Net Adjustment</b>	<input type="text"/>
	<b>Total Claimed for Depreciation</b>	<input type="text" value="6,198"/>

Total Assets - 1 [On hand the full year - 1, Acquisitions - 0, Disposals - 0]

Sensitive (when completed)

# Depreciation Worksheet

**2022**

Title Low Value Pool 1/14 Dudley Street

Transfer to

Private Use % (default private use % for this worksheet)

Taxpayer is eligible for Small Business accelerated depreciation for General Pool (Y or BLANK)

**Pooling**

Low value pool

		Decline in Value	
Closing Value of Pool in previous income year	475	@ 37.50 % =	178
			297
New assets allocated in 2022		@ 18.75 % =	
Existing assets allocated to pool		@ 37.50 % =	
Second element costs in 2022 for existing assets		@ 18.75 % =	
		<b>Total</b>	178
			297
Total termination value of pooled assets no longer held			0
Write Off Pool Balance <input type="checkbox"/>			
Pool Closing Balance in 2022			297

Total Cost	Opening	Acquisition Date	Acquisition Cost	Private %
------------	---------	------------------	------------------	-----------

**All Assets (9)**

Ceiling Fan			
891	43		0
Mirrors			
364	17		0
Exhaust Fans			
374	18		0
Rangehood			
386	18		0
Clothes Dryer			
497	24		0
Automatic Garage Door Motor			
433	21		0
Dishwasher			
1,386	68		0
Cooktop			
1,297	129		0
Oven			
1,482	135		0

**Total Assets - 9** [On hand the full year - 9, Acquisitions - 0, Disposals - 0]

Sensitive (when completed)



# Capital gains tax (CGT) schedule

# 2022

Use in conjunction with company, trust, fund or self-managed superannuation fund annual return.  
For instructions on how to complete this schedule refer to the publication Guide to capital gains tax.

Tax file number (TFN)

Taxpayer's name VSML Futures Super Fund

Australian Business Number (ABN) 44 188 188 511

## 1 Current year capital gains and capital losses

	Capital gain	
Shares in companies listed on an Australian securities exchange	A \$	41,667
Other shares	B \$	
Units in unit trusts listed on an Australian securities exchange	C \$	95
Other units	D \$	
Real estate situated in Australia	E \$	
Other real estate	F \$	
Amount of capital gains from a trust (including a managed fund)	G \$	10,452
Collectables	H \$	
Other CGT assets and any other CGT events	I \$	
Amount of capital gain previously deferred under transitional CGT relief for superannuation funds	S \$	
<b>Total current year capital gains</b>	<b>J \$</b>	<b>52,214</b>

Capital loss	
K \$	1,908
L \$	
M \$	730
N \$	
O \$	
P \$	
Q \$	
R \$	2,205

Add the amounts at labels K to R and write the total in item 2 label A - Total current year capital losses.

## 2 Capital losses

Total current year capital losses	A \$	4,843
Total current year net capital losses applied	B \$	4,843
Total prior year net capital losses applied	C \$	1,533
Total capital losses transferred in applied (only for transfers involving a foreign bank branch or permanent establishment of a foreign financial entity)	D \$	
<b>Total capital losses applied</b>	<b>E \$</b>	<b>6,376</b>

Add amounts at B, C and D.

## 3 Unapplied net capital losses carried forward

Net capital losses from collectables carried forward to later income years	A \$	
Other net capital losses carried forward to later income years	B \$	

Add amounts at A and B and transfer the total to label V - Net capital losses carried forward to later income years on your tax return.

## 4 CGT discount

Total CGT discount applied

A \$	15,279
------	--------

Sensitive (when completed)

**6 Net capital gain**

Net capital gain

<b>A \$</b>	30,559
-------------	--------

1J less 2E less 4A less 5D (cannot be less than zero). Transfer the amount at A to label A - Net capital gain on your tax return.

**Taxpayer's declaration**

If the schedule is not lodged with the income tax return you are required to sign and date the schedule.

**Important**

Before making this declaration check to ensure that all the information required has been provided on this form and any attachments to this form, and that the information provided is true and correct in every detail. If you are in doubt about any aspect of the tax return, place all the facts before the ATO. The income tax law imposes heavy penalties for false or misleading statements.

**Privacy**

Taxation law authorises the ATO to collect information and disclose it to other government agencies. This includes personal information of the person authorised to sign the declaration. For information about your privacy go to [ato.gov.au/privacy](http://ato.gov.au/privacy)

I declare that the information on this form is true and correct.

**Signature**

**Date**

**Contact person**

**Daytime contact number (include area code)**

--	--

Sensitive (when completed)

# VSML Futures Super Fund

132 Appleby Road  
STAFFORD HEIGHTS QLD 4053

## Investment Strategy

### INVESTMENT OBJECTIVES:

To maximise returns and minimise the risks of investment of the fund's assets in managing and providing superannuation benefits to members and their dependants in meeting their retirement needs. To ensure all investments are consistent with the appropriate Superannuation Legislations and the fund's investment strategy.

### RISK, RETURN AND DIVERSIFICATION

Each investment decision will be made with due regard to the associated, risk and expected return. The trustees will seek financial advice where necessary. To maximise overall returns of the fund's investments and minimise the exposure of risk from any particular investment, the fund will maintain a diversified portfolio. The fund's investment will include but not limited to Cash and cash equivalents, Equities (both Australian and International), Debt securities, direct and indirect property, trusts and managed funds, Indicative asset classes are as set out below:

<u>ASSET CLASS</u>	<u>INDICATIVE RANGES</u>
Cash & Money Market Securities	1% to 100%
Australian Fixed Interest	0% to 10%
Australian Managed Funds	20% to 40%
Direct and Indirect Property	10% to 30%
Australian Shares	40% to 60%
International Shares	0% to 10%

Additionally the trustees may use derivatives where appropriate as a means of hedging investment risks and maximising investment return. The trustees reserve the right to make any investment that is permitted under the superannuation rules, the fund's trust deed and may amend this investment strategy to ensure such an investment is consistent with the investment strategy of the fund.

**LIQUIDITY**

Each investment decision will be made with due regard to the cash flow requirements of the fund. The trustees will consider the liabilities (current and prospective) of the fund and ensure adequate cash is maintained by the fund to meet its liabilities as they fall due. The fund's liquidity needs will be considered at the time of each investment and also during the regular review of the fund's portfolio and investment strategy. The trustees may borrow money to finance the acquisition of investments as appropriate in accordance with the superannuation laws.

**INSURANCE COVER:**

The trustees will assess the need of insurance for all members and will seek insurance advice where necessary to ensure all members are adequately insured. Insurance policies may be held by the fund or by members personally.

**REVIEW:**

The investment strategy will be reviewed regularly and at least once a year at the end of financial year. The investment strategy may be revised as appropriate where the trustees' investment objectives change or to include a particular class or type of investment. The fund's investment portfolio will be reviewed at least quarterly.

*Stephen Parker*

27-10-2022

Date: \_\_\_\_\_

Stephen Parker

*Veronique De Carne*

27-10-2022

Date: \_\_\_\_\_

Veronique De Carne

VSML Futures Super Fund  
132 Appleby Road STAFFORD HEIGHTS QLD 4053

Mr Anthony Boys  
Super Audits Pty Ltd  
PO Box 3376  
Rundle Mall SA 5000

Dear Sir,

**VSML Futures Super Fund**

**Superannuation Fund Management/Trustee Representation Letter**

In connection with your audit examination of the financial report of VSML Futures Super Fund for the year ended 30 June 2022, hereby confirm, at your request that to best of our knowledge and belief, the following representation relating to the accounts are correct.

**Financial Report**

We have fulfilled our responsibilities, as set out in the terms of the audit engagement letter, for the preparation of the financial report.

The management/trustee have determined that the fund is not a reporting entity for the year ended 30 June 2022 and that the requirement to apply Australian Accounting Standards and other mandatory reporting requirements do not apply to the fund. Accordingly, the financial report prepared is a special purpose financial report, which is for distribution to members of the fund and to satisfy the requirement of the SISA and the SISR, and to confirm that the financial report is free of material misstatements, including omissions.

**Sole Purpose**

The fund has been maintained for the sole purpose of providing superannuation benefits to its members and their dependents.

**Superannuation Fund Books/Records/Minutes**

- (a) We have made available to you all financial records and related data, other information, explanations and assistance necessary for the conduct of the audit.
- (a) We have made available to you Minutes of all trustee(s)' meetings and the Trust Deed.
- (b) We have established and maintained an adequate internal control structure to facilitate the preparation of reliable financial statements, and adequate financial records have been maintained. There are no material transactions that have not been properly recorded in the accounting records underlying the financial statements.
- (c) We have no plans or intentions that may materially affect the carrying values, or classification, of assets and liabilities.
- (d) Records maintained during the period were in accordance with the Australian Taxation Office requirements.

### **Asset Form**

The assets of the superannuation fund are being held in a form suitable for the benefit of the members of the fund, and have been held in accordance with the fund's investment strategy.

### **Ownership and Pledging of Assets**

The superannuation fund has satisfactory title to all assets disclosed in the Statement of Financial Position. Investments are registered in the name of the trustee(s).

No assets of the superannuation fund have been pledged to secure liabilities of the superannuation fund or of others.

### **Investments**

- (a) We have considered the requirement of generally accepted accounting standards in regards to impairment of assets when assessing the impairment of assets and in ensuring that no assets are stated in excess of their recoverable amount.
- (b) There are no commitments, fixed or contingent, for the purchase or sale of long-term investments that have not been disclosed in the financial statements.
- (c) The investment strategy has been determined with due regard to risk, return, liquidity, diversity and the insurance needs of fund members, and the assets of the fund are in line with this strategy.
- (d) All investments are acquired, maintained and disposed of on an arm's length basis.

### **Trust Deed**

The superannuation fund is being conducted in accordance with its Trust Deed.

### **Superannuation Industry (Supervision) Act and Regulations**

- (a) The fund meets the definition of a self-managed superannuation fund under the SISA.
- (b) The fund has been conducted in accordance with the SISA, the SISR and its governing rules at all times during the year. Also there were no amendments to the governing rules during the year, except as notified to you.
- (c) The fund is being conducted in accordance with the SISA and the SISR, in particular the relevant requirements of the following provisions:  
  
Sections: 17A, 35AE, 35B, 35C(2), 62, 65, 66, 67,67A, 67B, 82-85, 103, 104, 104A, 105, 109, 126K  
  
Regulations: 1.06(9A), 4.09, 4.09A, 5.03, 5.08, 6.17, 7.04, 8.02B, 13.12, 13.13, 13.14, 13.18AA
- (d) The trustee(s) have been nominated and may only be removed in such manner and circumstances as are allowed in the Trust Deed.
- (e) The trustees are not disqualified persons under s126K of the SISA.
- (f) Any vacancy among the trustee(s) is filled in accordance with the Trust Deed.
- (g) The trustee(s) have complied with all trustee standards set out in SISR and the covenant prescribed by section 52 of the SISA.

- (h) The trustee(s) have complied with all investment standards set out in the SISA and the SISR.
- (i) Information retention obligations have been complied with.
- (j) All contributions accepted and benefits paid have been in accordance with the governing rules of the fund and relevant provisions of the SISA and the SISR.

There are no breaches or possible breaches of the SIS legislation whose effects should be considered for disclosure in the financial report or to the Australian Taxation Office.

#### **Commitments**

- (a) There are no material commitments for construction or acquisition of property, plant and equipment to acquire other non-current assets, such as investments or intangibles, other than those disclosed in the financial report.
- (b) There were no commitments for purchase or sale of securities or assets or any options given by the fund including options over share capital.

#### **Taxation**

- (a) We have calculated income tax expense, current tax liability, deferred tax liability and deferred tax asset according to the definitions of taxable income and allowable deductions. We have calculated and recognised all other applicable taxes according to the relevant tax legislation.
- (b) There are no activities that invoke the anti-avoidance provisions of any applicable tax legislation.

#### **Borrowings**

The trustees have not borrowed money on behalf of the superannuation fund with the exception of borrowings which were allowable under the SIS Act and the SIS Regulations.

#### **Related Parties**

- (a) The fund has not made any loans to, or provided financial assistance to members of the fund or their relatives.
- (b) No asset has been acquired from a member or related party other than as permitted under the SISA and the SISR.
- (c) Related party transactions and related amounts receivable or payable have been properly disclosed in the financial statements.
- (d) All related party transactions have been conducted on commercial terms as if the transaction was undertaken on an arms length basis in accordance with section 109 of the SIS Act.

#### **Accounting Misstatement Detected by Audit**

There has been no misstatement noted by audit during the course of the current year audit.

#### **Insurance**

The superannuation fund has an established procedure whereby an officer reviews at least annually the adequacy of insurance cover on all assets and insurable risks where relevant. This review has been

performed and where it is considered appropriate, assets and insurable risks of the superannuation fund are adequately covered by insurance.

#### **Accounting Estimates**

We confirm the significant assumptions used in making accounting estimates are reasonable.

#### **Fair Value Measurements and Disclosures**

We confirm that significant assumptions used in fair value measurements and disclosures are reasonable and appropriately reflect our intent and ability to carry out specific courses of action on behalf of the fund.

#### **Going Concern**

In the opinion of the trustees there are reasonable grounds to believe that the superannuation fund will be able to:

- Pay its debts as and when they fall due.
- Continue as a going concern for the foreseeable future.

We, therefore, confirm that the going concern basis is appropriate for the financial report.

#### **Events after Balance Sheet Date**

We are not aware of any events that have occurred between the financial reporting date to the date of this letter that we need to disclose or recognise in the financial report.

#### **Comparative Information**

We confirm that there have been no restatements made to correct a material misstatement in the prior period financial report that affects the comparative information.

#### **Fraud and Error**

- (a) There has been no:
  - (i) Fraud, error, or non-compliance with laws and regulations involving management or employees who have a significant role in the internal control structure.
  - (i) Fraud, error, or non-compliance with laws and regulations that could have a material effect on the financial report.
  - (ii) Communication from regulatory agencies concerning non-compliance with, or deficiencies in, financial reporting practices that could have a material effect on the financial report.
- (b) The superannuation fund has disclosed to the auditor all significant facts relating to any frauds or suspected frauds known to management that may have affected the superannuation fund.
- (c) The superannuation fund has disclosed to the auditor the results of its assessment of the risk that the financial report may be materially misstated as a result of fraud.
- (d) The superannuation fund has disclosed to the auditor the results of its assessment of the risk that the financial report may be materially misstated as a result of fraud.

#### **Legal Matters**

We confirm that all matters that may result in legal action against the fund or the trustees in respect of the fund, have been discussed with a solicitor and brought to the attention of the auditor so that a solicitor's representation letter may be obtained.



## General

- (a) Neither the superannuation fund nor any Trustees have any plans or intentions that may materially affect the book value or classification of assets and liabilities at balance sheet date.
- (b) The superannuation fund accepts responsibility for the implementation and operations of accounting and internal control systems that are designed to prevent and detect fraud and error. We have established and maintained adequate internal control to facilitate the preparation of a reliable financial report, and adequate financial records have been maintained. There are no material transactions that have not been properly recorded in the accounting records underlying the financial report.
- (c) There are no violations or possible violations of laws or regulations whose effects should be considered for disclosure in the financial report or as a basis for recording an expense.
- (d) The superannuation fund has complied with all aspects of contractual agreements that would have a material effect on the financial report in the event of non-compliance.

We understand that your examination was made in accordance with the Australian Auditing Standards and was, therefore, designed primarily for the purpose of expressing an opinion on the financial report of the fund taken as a whole, and that your tests of the financial records and other auditing procedures were limited to those which you considered necessary for that purpose.

## Additional Matters

There are no additional matters.

Signed by the Directors of VSML Super Pty Ltd as Trustee for the VSML Futures Super Fund

*Stephen Parker*

---

Director / Trustee

*Veronique De Carne*

---

Director / Trustee

VSML Futures Super Fund

Dear Stephen Parker

VSML Futures Super Fund  
**Audit Engagement Letter**

### **Objectives and Scope of the Audit**

You have requested that we audit the financial statements of the SMSF for the year ended 30 June 2022. We are pleased to confirm our acceptance and understanding of this engagement by means of this letter.

Our audit will be performed in accordance with Australian Auditing Standards, the *Superannuation Industry (Supervision) Act 1993 (SISA)* and the *Superannuation Industry (Supervision) Regulations (SISR)* with the objective of expressing an opinion on the financial report and the fund's compliance with the specified requirements of the SISA and the SISR.

### **Our Responsibilities**

We will conduct our audit in accordance with Australian Auditing Standards. Those Auditing Standards require that we comply with relevant ethical requirements relating to audit engagements and plan and perform the audit to obtain reasonable assurance as to whether the financial report is free from material misstatement.

An audit involves performing audit procedures to obtain audit evidence about the amounts and disclosures in the financial report. The procedures selected depend on the auditor's judgement, including the assessment of the risks of material misstatement of the financial report, whether due to fraud or error. An audit also includes evaluating the appropriateness of the financial reporting framework, accounting policies used and the implementation and operation of accounting and internal control systems that are designed to prevent and detect fraud and error, as well as evaluating the overall presentation of the financial report.

Because of the inherent limitations of an audit, together with the inherent limitations of internal control, there is an unavoidable risk that some material misstatement may not be detected, even though the audit is properly planned and performed in accordance with Australian Auditing Standards.

In making our risk assessments, we consider internal control relevant to the entity's preparation of the financial report in order to design audit procedures that are appropriate in the circumstances, but not for the purpose of expressing an opinion on the effectiveness of the entity's internal control. We will, however, communicate to you in writing any significant deficiencies in internal control relevant to the audit of the financial report that we have identified during the audit.

### **Trustees' Responsibilities**

Our audit will be conducted on the basis that the trustee(s) acknowledge and understand that they have responsibilities:

- For the preparation of the financial report that gives a true and fair view in accordance with the Australian Auditing Standards, other mandatory reporting requirements and the SIS Act and SIS Regulations is that of the trustee(s);
- For such internal control as the trustee(s) determine is necessary to enable the preparation of the financial report that is free from material misstatement, whether due to fraud or error; and
  - To provide us with: Access to all information of which the trustees are aware that is relevant to the preparation of the financial report such as records, documentation and other matters;

- Additional information that we may request from the trustees for the purpose of the audit; and
- Unrestricted access to persons within the entity from whom we determine it necessary to obtain audit evidence.

As part of our audit process, we will request from trustees written confirmation concerning representations made to us in connection with the audit.

Australian Auditing Standards require that we determine whether the financial reporting framework applied in the preparation of this special purpose of financial report is acceptable. If we determine the financial reporting framework to be unacceptable, we will not be able to undertake the audit engagement unless the framework is amended and then determined to be acceptable.

If a qualified audit report is to be issued following the completion of our audit, we will advise the details to you in a timely manner and prior to the issue of our report.

#### **Audit of SIS Compliance**

For the year ended 30 June 2022, we are required to form an opinion in respect of compliance with certain aspects of SIS. Our report must refer to the following sections and regulations:

Sections: 17A, 35AE, 35B, 35C(2), 52, 62, 65, 66, 67, 67A, 67B, 82-85, 103, 104, 104A, 105, 109, 126K

Regulations: 1.06(9A), 4.09, 4.09A, 5.03, 5.08, 6.17, 7.04, 8.02B, 13.12, 13.13, 13.14, 13.18AA, 13.22C

#### **Report on Significant Matters**

Under section 129 of the SISA we are required to report to you in writing. If during the course of, or in connection with, our audit, we become aware of any contravention of the Act or Regulations which we believe has occurred, is occurring or may occur.

We are also required to report to the ATO, as regulator, any contravention of the SISA and the SISR, where we believe the contravention may affect the interests of the members of beneficiaries of the fund.

In addition, we are also required under section 130 to report to you if we believe the superannuation fund may be, or may be about to become, in an unsatisfactory financial position. If we are not satisfied with your response as trustee(s) as to the action taken to rectify the situation or we receive no response, we are obliged to report the matter to the ATO.

A failure on the part of the trustee to rectify these breaches to the satisfaction of the ATO may result in significant penalties to the trustee and the fund itself.

In addition to our report on the financial statements, we will also report to you any material weaknesses in the fund's system of accounting and internal control which come to our notice during the course of our audit.

#### **Quality Control**

The conduct of our audit in accordance Australian Auditing Standards means that information acquired by us in the course of our audit is subject to strict confidentiality requirements. Information will not be disclosed by us to other parties except as required or allowed for by law or professional standards, or with your expressed consent.

Our audit files may, however, be subject to review as part of the quality control review program of Regulators and or Professional Bodies which monitors compliance with professional standards by its members.

We advise you that by signing this letter you acknowledge that, if requested, our audit files relating to this audit will be made available under this program. Should this occur, we will advise you. The same strict confidentiality requirements apply under this program as apply to us as your auditor.

#### **Independence/Conflict of Interest**

We have established policies and procedures designed to ensure our independence, including policies on holding financial interests in the superannuation fund and other related parties, rotation of audit partners, business relationships, employment relationships, and the provision of non-audit services in accordance with professional statement APES 110 – Code of Ethics for Professional Accountants.

#### **Outsourced Services**

We do not use any outsourced services in overseas locations when conducting client assignments.

#### **Data Storage**

We use data storage located in the office but it may be replicated to other locations.

Accepting our services as part of this engagement agreement indicates your acceptance of the use of outsourced services, cloud hosted software and outsourced data storage under the conditions outlined above.

#### **Limitation of Liability**

Our firm's liability to you or any other user of the audit report is limited by a Scheme approved under Professional Standards Legislation.

#### **Other**

We would appreciate acknowledgement of terms and conditions set out in this letter. Please note that this letter will be effective for future years unless the terms of the engagement are altered by future correspondence.

Please sign and return the attached copy of this letter to indicate that it is in accordance with your understanding of the arrangements for our audit of the financial report.

If you have any queries in relation to this please contact me.

To: MR ANTHONY BOYS

I/We hereby confirm your appointment as Auditor under the above terms of engagement.

For and on behalf of VSML Super Pty Ltd as trustee for the VSML Futures Super Fund

Signed &  
Dated

*Stephen Parker*

27-10-2022

Yours sincerely




ANTHONY BOYS – REGISTERED COMPANY AUDITOR

**DATED:**

Signed document to be returned to P.O. Box 3376 Rundle Mall 5000

# Signature Certificate

Reference number: T9BYS-BA86F-KN6GV-K28LY

Signer	Timestamp	Signature
<b>Sam Greco</b> Email: samg@taxonline.com.au Sent: 24 Oct 2022 01:15:21 UTC Viewed: 24 Oct 2022 01:37:08 UTC Signed: 24 Oct 2022 01:43:05 UTC		
<b>Recipient Verification:</b> ✓ Email verified	24 Oct 2022 01:37:08 UTC	IP address: 14.201.8.205 Location: Brisbane, Australia
<b>Stephen Parker</b> Email: steveparker60@yahoo.com Sent: 24 Oct 2022 01:15:21 UTC Viewed: 27 Oct 2022 00:01:28 UTC Signed: 27 Oct 2022 00:09:02 UTC		
<b>Recipient Verification:</b> ✓ Email verified	27 Oct 2022 00:01:28 UTC	IP address: 220.244.154.143 Location: Brisbane, Australia
<b>Veronique De Carne</b> Email: flovema06@yahoo.com Sent: 24 Oct 2022 01:15:21 UTC Viewed: 27 Oct 2022 00:12:03 UTC Signed: 27 Oct 2022 00:19:43 UTC		
<b>Recipient Verification:</b> ✓ Email verified	27 Oct 2022 00:12:03 UTC	IP address: 220.244.154.143 Location: Brisbane, Australia

Document completed by all parties on:  
27 Oct 2022 00:19:43 UTC

Page 1 of 1



Signed with PandaDoc

PandaDoc is a document workflow and certified eSignature solution trusted by 30,000+ companies worldwide.



# B - Permanent Documents

2022 Financial Year

---

**Preparer** Louise Barlow

**Reviewer** Sam Greco

**Status** Ready for Review

## Supporting Documents

- Fund Summary Report Report
- ASIC Statement.pdf
- 2022 BGL General Ledger.pdf
- 2022 Asgard Annual Tax Statement.pdf
- Complying Fund Status.pdf

## Standard Checklist

- Attach latest copy of ASIC annual company statement (if corporate trustee)
- Ensure latest copies of ATO Trustee Declarations and ATO confirmation that the fund is a regulated fund is attached
- Ensure latest copies of trustee consents, member consents and registers are attached
- Ensure latest copy of trust deed (including amendments) are attached
- Use [Australian Business Register](#) to ensure details are correct
- Use [Super Fund Lookup](#) to check the eligibility to receive rollovers and contributions

# VSML Futures Super Fund Fund Summary Report

As at 30 June 2022

## Fund Details

Date Formed: 09/05/2014

Tax File Number: Provided

ABN: 44188188511

Period: 01/07/2021 - 30/06/2022

Fund Type: SMSF

GST Registered: No

## Postal Address:

132 Appleby Road

Stafford Heights, Queensland 4053

## Physical Address:

132 Appleby Road

Stafford Heights, Queensland 4053

## Members

Number of Members: 2

Name	Age	Member Accounts	Pension Accounts	Tax File Number	Beneficiary Details
Parker, Stephen	62	2	1	Provided	Not Provided
De Carne, Veronique	58	1	0	Provided	Not Provided

## Fund Relationships

Relationship Type	Contact
Accountant	Sam Greco & Co Chartered Accountants
Auditor	Super Audits Pty Ltd
Auditor	Boys, Anthony
Fund Contact	Parker, Stephen
Tax Agent	Sam Greco & Co Chartered Accountants
Trustee	VSML Super Pty. Ltd. Parker, Stephen De Carne, Veronique

## Your Annual Tax Report

08 037



VSML FUTURES SUPER FUND  
132 APPLEBY ROAD  
STAFFORD HEIGHTS QLD 4053

ANNUAL TAX REPORT FOR THE FINANCIAL YEAR ENDED 30 JUNE 2022

TAX REPORT FOR y/ending 30/06/22



This Tax Report is to be read in conjunction with the Tax Report Guide which contains important information about limitations and assumptions in relation to information in the Tax Report. Please refer to the Tax Report Guide and consider if the limitations and assumptions are relevant to your circumstances. We recommend you retain a copy of your Tax Report and Tax Report Guide for income tax purposes.

You can access your account online at any time by logging in to [www.investoronline.info](http://www.investoronline.info) and find the Tax Report Guide there at Home > Latest news and updates > Your EOFY Information Centre. If you've lost/forgotten your PIN, click the 'Forgotten PIN?' link on the Investor Online login screen to re-set it. Or call us, for help with a PIN re-set or copy of the Tax Report Guide.

For any queries or more information, please contact your financial adviser, call us on 1800 998 185 (toll free) or visit [asgard.com.au/contact](http://asgard.com.au/contact) to send us your query.

MR JOHN SPOONER on 07 3397 7315  
from HKS GROUP LICENSEE

1081438



**ASGARD OPEN eWRAP INVESTMENT ACCOUNT**  
**STATEMENT OF ANNUAL TAXATION SUMMARY**  
**FOR YEAR ENDED 30 JUNE 2022**  
**ENTITY TYPE: SUPERANNUATION FUND**

<u>Income Components</u>	<u>Income Received</u>	<u>Gains/Losses on Sales</u>	<u>Adjustment or Tax Credits</u>	<u>Taxable</u>	<u>Tax Return Label</u>
<b>Australian Sourced Income</b>					
Interest	67 ✓			67	11-C
Dividends from Shares					
- Unfranked Dividends	1,328 ✓			1,328	11-J
- Franked Dividends	17,482 ✓			17,482	11-K
- Franking Credits			7,492 ✓	7,492	11-L
Trust Distributions	463			625	11-M
- Franking Credits			162		13-E1
<b>Capital Gains ***</b>					
Indexed Method	0	0		0	
Other Method	63 ✓	685		748	
Discount Method (After Discount)	3,082 ✓	30,778	1,027	34,887	
Capital Gains Concession	3,203 ✓	15,389	-18,592	0	
				35,635	11-A**
Capital Losses		4,843		4,843	Refer to Guide
<b>Foreign Sourced Income *</b>					
Gross Foreign Income	2,789 ✓		278 ✓	3,068	11-D1
- Expenses Related to Foreign Income*	-709			-709	
Net Foreign Income				2,359	11-D
<b>Non Assessable Income</b>					
Tax Exempt	443 ✓		-443	0	
Tax Free	0		0	0	
Tax Deferred/Return of Capital	3,632		-3,632	0	
Non Assessable Non Exempt	0		0	0	
<b>Other Deductions *</b>	-6,240			-6,240	12
<b>Net Amount</b>	25,603				
<b>Other Credits and Tax Offsets</b>					
Share of Foreign Credits			0		H2
Trustee Tax Paid			0		H2
Foreign Res CGT Withholding			0		H8
Early Stage Investor Offset			0		D3
ESVCLP Tax Offset			0		D1
<b>Non Concessional MIT Income (NCMI)</b>					
		NCMI amounts listed below are included in your Australian Sourced Income and Capital Gains			
Non Concessional MIT Income			1		
Excluded from NCMI			1		
NCMI Capital Gains			0		
Excluded from NCMI Capital Gains			0		



- \* Please note that the expenses include GST expense recovery fees or they are GST inclusive.
- \*\* The amount shown has not taken into account any capital losses you may have incurred. If you have incurred capital losses, which are detailed within this report (see Capital Losses in your Annual Taxation Summary), you may wish to refer to the Guide to Your 2022 Tax Report to calculate the net capital gains amount. If you have capital losses from other investments not detailed within this report, you may wish to seek professional advice.
- \*\*\* Where available, the choice between the Discount Method and Non Discount Method has already been made to minimise capital gains and the results are as shown. The CGT discount rate has been adjusted based on the Entity Type shown on this statement.

Please retain this statement for income tax purposes.

**This Tax Report is to be read in conjunction with the Tax Report Guide which you can find on [www.investoronline.info](http://www.investoronline.info)**

**SUPPORTING SCHEDULES TO THE STATEMENT OF ANNUAL TAXATION SUMMARY  
FOR THE YEAR ENDED 30 JUNE 2022**

The following information regarding your investments is for reference only. Please be advised that the amounts **have been** included in the Annual Taxation Statement on Page 1, at the Questions indicated below.

	AMOUNT \$	TOTAL \$
<b>Interest (Label 11-C)</b>		
Cash Account Interest	67 ✓	67

**Shares**

Dividends (refer Dividend Income Schedule)  
Gains/Losses from Realised Sale (refer Capital Gains/Losses Schedule)

**Management and Other Expenses (charged to CASH Account)**

- Related to Trust Distribution (Label 12-I1)	144	
- Related to Foreign Source Income (Label 11-D)	709	
- Related to Interest Income (Label 12-I1)	15	
- Related to Dividend Income (Label 12-I1)	6,080	
		6,949

**ADDITIONAL INFORMATION**

**Capital Gains – Australian/Foreign**

The allocation of Trust Distribution Capital Gains between Taxable Australian Property and Non Taxable Australian Property is as follows:

**Taxable Australian Property**

- Indexed Method	0
- Other Method	0
- Discount Method	0

**Non Taxable Australian Property**

- Indexed Method	0
- Other Method	63
- Discount Method	3,082

**Non Assessable Income**

Tax Exempt, Tax Free, Tax Deferred, Capital Gains Concessions and Non Assessable Non Exempt are non-assessable for taxation purposes. These components may reduce the cost base and/or reduced cost base for capital gains tax purposes and have already been taken into consideration when working out your capital gains tax calculations.

The details of the conduit foreign income which you have received as part of your trust distributions are available in the TRUST DISTRIBUTIONS SCHEDULE under Unfranked – CFI. If you are a resident, this amount is treated as unfranked dividends and is taxable. If you are a non-resident, this amount is not subject to tax.

Franking credits may be denied when paid where an interest in shares is held for less than 45 days. Refer to the Tax Report Guide for more information.



**TRUST DISTRIBUTIONS SCHEDULE**

**TRUST DISTRIBUTIONS FOR THE TAX YEAR ENDED 30 JUNE 2022**

This schedule is for your reference only and does not need to be submitted with your tax return.

**Australian Income**

Investment Code	Franked	Unfranked	Unfranked - CFI	Interest	Other Income	Franking Credits	Total Australian Income
<b>Managed Investments</b>							
iShares Australian B	0	0	0	73	0	0	73
Bentham Global Incom	0	0	0	14	34	0	49
PIMCO WSP Div Fix In	0	0	0	0	3	0	3
MFS Global Equity	0	0	0	0	0	0	0
iShares Internationa	0	0	0	0	0	0	0
iShares Aus Lis Prop	6	3	0	9	66	3	89
Van In Pr Sec In F(H	0	0	0	0	0	0	0
Lazard Gb List Infst	12	0	0	4	2	9	28
iShares Hedged Inter	0	0	0	0	0	0	0
Barrow Hnly Gbl Sh F	0	0	0	0	0	0	0
Pan-Tribal Global Eq	0	0	0	0	0	0	0
Fidelity Gbl Em Mkt	0	0	0	0	0	0	0
Lennox Aus Sm Co Fd	169	42	0	0	17	149	380
Barwon Gbl Lsd Prv E	0	0	0	0	0	0	0
<b>Shares</b>							
Amcor Limited - AMC	0	0	0	0	0	0	0
James Hardie Industries PLC - JHX	0	0	0	0	0	0	0
Resmed Inc - RMD	0	0	0	0	0	0	0
<b>Grand Total*</b>	<b>189</b>	<b>45</b>	<b>0</b>	<b>102</b>	<b>124</b>	<b>162</b>	<b>625</b>

\* May not reconcile with sum of column above as only whole dollars are shown.

Capital Gains

Investment Code	Discounted TAP		Discounted NTAP		Concession Amount		Indexation Method		Indexation Method		Other Method		Other Method		Total Distributed Capital Gains	Net Capital Gain	
	TAP	NTAP	TAP	NTAP	TAP	NTAP	TAP	NTAP	TAP	NTAP	TAP	NTAP	TAP	NTAP			
<b>Managed Investments</b>																	
iShares Australian B	0	0	0	0	0	0	0	0	0	0	0	0	0	0	0	0	
Bentham Global Incom	0	0	0	0	0	0	0	0	0	0	0	0	0	0	0	0	
PIMCO WSP Div Fix In	0	0	0	0	0	0	0	0	0	0	0	0	0	0	0	0	
MFS Global Equity	0	1,428	0	1,428	0	1,428	0	0	0	0	0	0	0	2,857	1,428	0	
iShares Internationa	0	391	0	391	0	391	0	0	0	0	0	0	0	783	391	0	
iShares Aus Lis Prop	0	0	0	0	0	0	0	0	0	0	0	0	0	0	0	0	
Van In Pr Sec In FH	0	14	0	14	0	135	0	0	0	0	0	0	0	149	14	0	
Lazard Gb List Infst	0	363	0	363	0	363	0	0	0	0	0	45	0	771	408	0	
iShares Hedged Inter	0	78	0	78	0	78	0	0	0	0	0	0	0	157	78	0	
Barrow Hnly Gbl Sh F	0	93	0	93	0	93	0	0	0	0	0	18	0	205	111	0	
Pan-Tribal Global Eq	0	0	0	0	0	0	0	0	0	0	0	0	0	0	0	0	
Fidelity Gbl Em Mkt	0	0	0	0	0	0	0	0	0	0	0	0	0	0	0	0	
Lennox Aus Sm Co Fd	0	318	0	318	0	318	0	0	0	0	0	0	0	636	318	0	
Barwon Gbl Lsd Prv E	0	394	0	394	0	394	0	0	0	0	0	0	0	789	394	0	
<b>Shares</b>																	
Amcor Limited --AMC	0	0	0	0	0	0	0	0	0	0	0	0	0	0	0	0	0
James Hardie Industries PLC - JHX	0	0	0	0	0	0	0	0	0	0	0	0	0	0	0	0	0
Resmed Inc - RMD	0	0	0	0	0	0	0	0	0	0	0	0	0	0	0	0	0
<b>Grand Total*</b>	<b>0</b>	<b>3,082</b>	<b>0</b>	<b>3,203</b>	<b>0</b>	<b>0</b>	<b>0</b>	<b>0</b>	<b>0</b>	<b>0</b>	<b>0</b>	<b>63</b>	<b>0</b>	<b>6,350</b>	<b>3,146</b>	<b>0</b>	

\* May not reconcile with sum of column above as only whole dollars are shown.



Foreign Income Investment Code	Foreign Income	Foreign Income Tax Offset	Australian Franking Credits from a New Zealand Company**
<b>Managed Investments</b>			
iShares Australian B	9 ✓	0	0
Bentham Global Incom	318 ✓	0	0
PIMCO WSP Div Fix In	0	0	0
MFS Global Equity	238 ✓	56	0
iShares Internationa	279 ✓	40	0
iShares Aus Lis Prop	6 ✓	0	0
Van In Pr Sec In F(H	0	0	0
Lazard Gb List Infst	570 ✓	68	0
iShares Hedged Inter	0	0	0
Barrow Hnly Gbl Sh F	45 ✓	5	0
Pan-Tribal Global Eq	11 ✓	30	0
Fidelity Gbl Em Mkt	108 ✓	26	0
Lennox Aus Sm Co Fd	14 ✓	5	0
Barwon Gbl Lsd Prv E	0	27	0
<b>Shares</b>			
Amcor Limited - AMC	710	0	0
James Hardie Industries PLC - JHX	372	0	0
Resmed Inc - RMD	103	18	0
<b>Grand Total*</b>	<b>2,789 ✓</b>	<b>278 ✓</b>	<b>0</b>

\* May not reconcile with sum of column above as only whole dollars are shown.

\*\* This is the amount of Australian franking credits attached to New Zealand dividends to which the Trans-Tasman Imputation rules apply.

Non Assessable Income/Cost Base Adjustments

Investment Code	Non-Assessable Income				Attribution Managed Investment Trust Cost		
	Tax Exempt Income	Tax Free Income	Tax Deferred/Return of Capital	Non Assessable Non Exempt	Net Cost Base Increase	Net Cost Base Reduction	
<b>Managed Investments</b>							
iShares Australian B	0	0	0	0	0	0	0
Bentham Global Incom	218	0	0	0	0	218	
PIMCO WSP Div Fix In	43	0	0	0	0	43	
MFS Global Equity	0	0	0	0	0	0	
iShares Internationa	0	0	0	0	0	0	
iShares Aus Lis Prop	47	0	0	0	0	47	
Van In Pr Sec In F(H	120	0	0	0	0	241	
Lazard Gb List Infst	0	0	0	0	0	0	
iShares Hedged Inter	0	0	0	0	0	0	
Barrow Hnly Gbl Sh F	0	0	0	0	0	0	
Pan-Tribal Global Eq	0	0	0	0	0	0	
Fidelity Gbl Em Mkt	0	0	0	0	0	0	
Lennox Aus Sm Co Fd	12	0	0	0	0	12	
Barwon Gbl Lsd Prv E	0	0	0	0	0	0	
<b>Shares</b>							
Amcor Limited - AMC	0	0	0	0	0	0	
James Hardie Industries PLC - JHX	0	0	0	0	0	0	
Resmed Inc - RMD	0	0	0	0	0	0	
<b>Grand Total*</b>	<b>443</b>	<b>0</b>	<b>0</b>	<b>0</b>	<b>0</b>	<b>0</b>	<b>563</b>

\* May not reconcile with sum of column above as only whole dollars are shown.



Other Component

Investment Code	Share of Foreign Credits	Trustee Tax Paid	Foreign Res CGT With-holding	Early Stage Investor Tax Offset	ESVCLP offset	Gross Cash Distribution**	LIC deduction
<b>Managed Investments</b>							
iShares Australian B	0	0	0	0	0	82	0
Bentham Global Incom	0	0	0	0	0	585	0
PIMCO WSP Div Fix In	0	0	0	0	0	46	0
MFS Global Equity	0	0	0	0	0	3,095	0
iShares Internationa	0	0	0	0	0	1,063	0
iShares Aus Lis Prop	0	0	0	0	0	141	0
Van In Pr Sec In F(H	0	0	0	0	0	270	0
Lazard Gb List Infst	0	0	0	0	0	1,361	0
iShares Hedged Inter	0	0	0	0	0	157	0
Barrow Hnly Gbl Sh F	0	0	0	0	0	251	0
Pan-Tribal Global Eq	0	0	0	0	0	11	0
Fidelity Gbl Em Mkt	0	0	0	0	0	108	0
Lennox Aus Sm Co Fd	0	0	0	0	0	894	0
Barwon Gbl Lsd Prv E	0	0	0	0	0	789	0
<b>Shares</b>							
Amcor Limited - AMC	0	0	0	0	0	710	0
James Hardie Industries PLC - JHX	0	0	0	0	0	372	0
Resmed Inc - RMD	0	0	0	0	0	103	0
<b>Grand Total*</b>	<b>0</b>	<b>0</b>	<b>0</b>	<b>0</b>	<b>0</b>	<b>10,045</b>	<b>0</b>

\* May not reconcile with sum of column above as only whole dollars are shown.

\*\* Gross Cash Distribution is the total payment received from each investment. It is inclusive of Withholding Tax and Other Expenses but excludes Franking Credits and Foreign Income Tax Offsets and other tax offset.



Key to Trust Distributions Schedule

TAP	Taxable Australian Property
NTAP	Non Taxable Australian Property
LIC deduction	The deduction calculated on the attributed capital gain component of dividends from Listed Investment Companies
Share of Foreign Credits	Share of credit for amounts withheld from foreign resident withholding
Trustee Tax Paid	Share of credit for tax paid by trustee
Foreign Res CGT Withholding	Share of credits for amounts withheld from foreign resident capital gains
Early Stage Investor Offset	Share of early stage investor tax offset
ESVCLP Offset	Share of early stage venture capital limited partnership (ESVCLP) offset distributed or attributed



## TRUST DISTRIBUTIONS RECEIVABLE

This schedule contains additional information to assist you in reconciling your income in the Investor report to the income in the Annual Tax report.

### TRUST DISTRIBUTIONS RECEIVABLE FOR YEAR ENDED 30 JUNE 2022

Please note that the cash distributions shown below have been included in the income for taxation purposes in this tax report.

Investment Code	Cash Distributions
<b>Managed Investments</b>	
iShares Australian B	82 ✓
Bentham Global Incom	73 ✓
MFS Global Equity	3,095 ✓
iShares Internationa	1,063 ✓
iShares Aus Lis Prop	141 ✓
Van In Pr Sec In F(H	271 ✓
Lazard Gb List Infst	932 ✓
iShares Hedged Inter	157 ✓
Barrow Hnly Gbl Sh F	251 ✓
Pan-Tribal Global Eq	12 ✓
Fidelity Gbl Em Mkt	109 ✓
Lennox Aus Sm Co Fd	817 ✓
Barwon Gbl Lsd Prv E	789 ✓
<b>Grand Total*</b>	<b>7,793</b>

\* The above figure relates to the trust distributions for June 2022 which were received after June 2022.

### TRUST DISTRIBUTIONS RECEIVABLE FOR YEAR ENDED 30 JUNE 2021

Please note that the cash distributions shown below have been included for taxation purposes in the previous tax report.

Investment Code	Cash Distributions
<b>Managed Investments</b>	
Bentham Global Incom	175 ✓
PIMCO WSP Div Fix In	30 ✓
Pendal Small Comp Fd	1,837 ✓
iShares Internationa	1,457 ✓
Van In Pr Sec In F(H	201 ✓
Lazard Gb List Infst	383 ✓
iShares Hedged Inter	1,964 ✓
Magellan WSP Global	2,255 ✓
Pan-Tribal Global Eq	2,011.25 ✓
Fidelity Gbl Em Mkt	23 ✓
<b>Grand Total*</b>	<b>10,340</b>

\* The above figure relates to the trust distributions for June 2021 which were received after June 2021.

## DIVIDEND INCOME SCHEDULE

### DIVIDEND INCOME FOR THE TAX YEAR ENDED 30 JUNE 2022

This schedule is for your reference only and does not need to be submitted with your tax return.

Asset Name	Date Paid	Amount Paid	Unfranked Dividends	Franked Dividends	Franking Credits	Return of Capital
<b>Shares</b>						
Ampol Limited - ALD						
	23/09/2021	135	0	135	58	0 ✓
	31/03/2022	107	0	107	45	0
Aristocrat Leisure Limited - ALL						
	02/07/2021	61	0	61	26	0
	17/12/2021	107	0	107	45	0
ANZ Banking Group - ANZ						
	01/07/2021	525	0	525	225	0
	16/12/2021	540	0	540	231	0
BHP Group Limited - BHP						
	21/09/2021	2,821 ✓	0	2,821	1,209	0
	28/03/2022	2,161 ✓	0	2,161	926	0
	01/06/2022	3,855	0	3,855	1,652	0
Boral Limited - BLD						
	14/02/2022	3,215	82	0	0	3,132 ✓
Commonwealth Bank of Aust - CBA						
	29/09/2021	764	0	764	327	0
	30/03/2022	668	0	668	286	0
CSL Limited - CSL						
	30/09/2021	144	130	14	6	0
	06/04/2022	129	129	0	0	0
Janus Henderson Group PLC - JHG						
	25/08/2021	118	118	0	0	0
	24/11/2021	118	118	0	0	0
	28/02/2022	122	122	0	0	0
L1 Long Short Fund Limited - LSF						
	01/10/2021	525	0	525	225	0
	01/04/2022	700	0	700	300	0
Medibank Private Limited - MPL						
	30/09/2021	55	0	55	23	0
	24/03/2022	48	0	48	20	0
Macquarie Group Limited - MQG						
	02/07/2021	288	172	115	49	0
	14/12/2021	233	140	93	40	0
National Australia Bank Ltd - NAB						
	02/07/2021	251	0	251	107	0
	15/12/2021	280	0	280	120	0



Asset Name	Date Paid	Amount Paid	Unfranked Dividends	Franked Dividends	Franking Credits	Return of Capital
<b>Shares</b>						
QBE Insurance Group Limited - QBE						
	24/09/2021	127	114	12	5	0
	12/04/2022	220	198	22	9	0
Ramsay Health Care Limited - RHC						
	30/09/2021	116	0	116	49	0
	31/03/2022	54	0	54	23	0
SUNCORP GROUP LIMITED - SUN						
	22/09/2021	206	0	206	88	0
	01/04/2022	99	0	99	42	0
Telstra Corporation Limited. - TLS						
	23/09/2021	230	0	230	98	0
	01/04/2022	230	0	230	98	0
Westpac Banking Corp - WBC						
	21/12/2021	468	0	468	200	0 ✓
	24/06/2022	830	0	830	356	0
Wesfarmers Limited - WES						
	07/10/2021	225	0	225	96	0
	02/12/2021	500	0	0	0	500 ✓
	30/03/2022	200	0	200	85	0
Woodside Petroleum Limited - WPL						
	24/09/2021	208	0	208	89	0
	23/03/2022	743	0	743	318	0
<b>Total*</b>		<b>22,443</b>	<b>1,328</b> ✓	<b>17,482</b>	<b>7,492</b>	<b>3,632</b>

\* May not reconcile with sum of column above as only whole dollars are shown. Date Paid in some cases may reflect the date the dividend data was processed and not the actual date paid.

**CAPITAL GAINS/LOSSES SCHEDULE**

**REALISED CAPITAL GAINS/LOSSES FOR THE TAX YEAR ENDED 30 JUNE 2022**

This schedule shows the realised capital gains/losses as a result of disposal of your investments during the year. The realised gains/losses have been included in the Annual Taxation Summary on Page 1, at the Capital Gains/Losses on Sales column. You do not need to submit this schedule with your tax return.

Date of Purchase	Date of Sale	Units Sold	Purchase Cost	Adjusted Purchase Cost	Reduced Cost Base	Indexed Cost Base Frozen at 30/09/1999	Amount Received on Sale	Capital Gains Calculation Method				Total of Capital Gains Chosen				Capital Loss
								Non Discount Method	Discount Method (Before Discount)	Discount Method (After Discount)	Discount Method	Indexed Method	Other Gains	Discount Method (Before Discount)	Discount Method	
<b>Managed Investments</b>																
PIMCO WSP Div Fix In																
21/05/2019	13/05/2022	9937	9999	9921	9921	N/A	8775	N/A	0	0	N/A	N/A	N/A	0	0	1145
26/10/2020	13/05/2022	6454	6486	6450	6450	N/A	5699	N/A	0	0	N/A	N/A	N/A	0	0	750
10/09/2021	13/05/2022	3060 ✓	3016	3010	3010	N/A	2702	0	N/A	N/A	N/A	0	0	N/A	0	307
							<b>Total</b>	<b>0</b>	<b>0</b>	<b>0</b>	<b>0</b>	<b>0</b>	<b>0</b>	<b>0</b>	<b>0</b>	<b>2203</b>
Pendal Small Comp Fd																
23/10/2020	10/09/2021	6909	16399	16362	16362	N/A	16899 ✓	537	N/A	N/A	N/A	537	537	N/A	0	0
							<b>Total</b>	<b>537</b>	<b>0</b>	<b>0</b>	<b>0</b>	<b>0</b>	<b>537</b>	<b>0</b>	<b>0</b>	<b>0</b>
iShares International																
21/07/2016	16/05/2022	15299	11361	11361	11361	N/A	15388 ✓	N/A	4027	2684	N/A	N/A	N/A	4027	0	0
							<b>Total</b>	<b>0</b>	<b>4027</b>	<b>2684</b>	<b>0</b>	<b>0</b>	<b>0</b>	<b>4027</b>	<b>0</b>	<b>0</b>
Lazard Gb List Inst																
26/10/2020	13/05/2022	1440	1732	1732	1732	N/A	2112 ✓	N/A	379	252	N/A	N/A	N/A	379	0	0
							<b>Total</b>	<b>0</b>	<b>379</b>	<b>252</b>	<b>0</b>	<b>0</b>	<b>0</b>	<b>379</b>	<b>0</b>	<b>0</b>
Magellan WSP Global																
23/10/2020	10/09/2021	5028	8688	8505	8505	N/A	8653	147	N/A	N/A	N/A	147	147	N/A	0	0
23/10/2020	10/02/2022	17751	30671	30025	30025	N/A	29293	N/A	0	0	N/A	N/A	N/A	0	0	731
							<b>Total</b>	<b>147</b>	<b>0</b>	<b>0</b>	<b>0</b>	<b>0</b>	<b>147</b>	<b>0</b>	<b>0</b>	<b>731</b>
Pan-Tribal Global Eq																
31/07/2017	13/05/2022	1302	1670	1670	1670	N/A	1765 ✓	N/A	95	63	N/A	N/A	N/A	95	0	0
							<b>Total</b>	<b>0</b>	<b>95</b>	<b>63</b>	<b>0</b>	<b>0</b>	<b>0</b>	<b>95</b>	<b>0</b>	<b>0</b>
<b>Shares</b>																
Ampol Limited - ALD																
14/12/2016	31/03/2022	261	7941	7941	7941	N/A	7982 ✓	N/A	41	27	N/A	N/A	N/A	41	0	0
							<b>Total</b>	<b>0</b>	<b>41</b>	<b>27</b>	<b>0</b>	<b>0</b>	<b>0</b>	<b>41</b>	<b>0</b>	<b>0</b>



Date of Purchase	Date of Sale	Units Sold	Purchase Cost	Adjusted Purchase Cost	Reduced Cost Base	Indexed Cost Base Frozen at 30/09/1999	Amount Received on Sale	Capital Gains Calculation Method				Total of Capital Gains Chosen			Capital Loss
								Non Discount Method		Discount Method (After Discount)		Indexed Method	Other Gains	Discount Method (Before Discount)	
								Discount Method	Discount Method (Before Discount)	Discount Method	Discount Method (After Discount)				
<b>Shares</b>															
Aristocrat Leisure Limited - ALL	22/09/2017	31/03/2022	412	8522	8522	N/A	15247	N/A	6725	4483	N/A	N/A	N/A	6725	0
							<b>Total</b>		<b>6725</b>	<b>4483</b>		<b>0</b>	<b>0</b>	<b>6725</b>	<b>0</b>
Aristocrat Leisure Limited - ALLR	22/09/2017	11/11/2021	21	0	0	N/A	99	N/A	99	66	N/A	N/A	N/A	99	0
							<b>Total</b>		<b>99</b>	<b>66</b>		<b>0</b>	<b>0</b>	<b>99</b>	<b>0</b>
BHP Group Limited - BHP	25/07/2014	31/03/2022	322	11797	11797	N/A	16773	N/A	4976	3317	N/A	N/A	N/A	4976	0
							<b>Total</b>		<b>4976</b>	<b>3317</b>		<b>0</b>	<b>0</b>	<b>4976</b>	<b>0</b>
Boral Limited - BLD	09/03/2018	31/03/2022	1182	6010	6010	N/A	4141	N/A	0	0	N/A	N/A	N/A	0	1868
							<b>Total</b>		<b>0</b>	<b>0</b>		<b>0</b>	<b>0</b>	<b>0</b>	<b>1868</b>
Commonwealth Bank of Aust - CBA	22/09/2017	31/03/2022	32	2466	2466	N/A	3395	N/A	929	619	N/A	N/A	N/A	929	0
							<b>Total</b>		<b>929</b>	<b>619</b>		<b>0</b>	<b>0</b>	<b>929</b>	<b>0</b>
Cimic Group Limited - CIM	31/03/2022	22/04/2022	763	16826	16826	N/A	16786	N/A	N/A	N/A	N/A	N/A	N/A	N/A	40
							<b>Total</b>		<b>0</b>	<b>0</b>		<b>0</b>	<b>0</b>	<b>0</b>	<b>40</b>
Janus Henderson Group PLC - JHG	21/05/2018	31/03/2022	231	10141	10141	N/A	10871	N/A	729	486	N/A	N/A	N/A	729	0
							<b>Total</b>		<b>729</b>	<b>486</b>		<b>0</b>	<b>0</b>	<b>729</b>	<b>0</b>
James Hardie Industries PLC - JHX	05/03/2019	31/03/2022	678	12432	12432	N/A	27339	N/A	14906	9937	N/A	N/A	N/A	14906	0
							<b>Total</b>		<b>14906</b>	<b>9937</b>		<b>0</b>	<b>0</b>	<b>14906</b>	<b>0</b>
L1 Long Short Fund Limited - LSF	17/04/2018	31/03/2022	10397	20794	20794	N/A	30743	N/A	9949	6633	N/A	N/A	N/A	9949	0
							<b>Total</b>		<b>9949</b>	<b>6633</b>		<b>0</b>	<b>0</b>	<b>9949</b>	<b>0</b>
Medibank Private Limited - MPL	01/12/2014	31/03/2022	800	1600	1600	N/A	2483	N/A	883	588	N/A	N/A	N/A	883	0
							<b>Total</b>		<b>883</b>	<b>588</b>		<b>0</b>	<b>0</b>	<b>883</b>	<b>0</b>
National Australia Bank Ltd - NAB	09/03/2018	31/03/2022	419	12676	12676	N/A	13571	N/A	895	596	N/A	N/A	N/A	895	0
							<b>Total</b>		<b>895</b>	<b>596</b>		<b>0</b>	<b>0</b>	<b>895</b>	<b>0</b>

Date of Purchase	Date of Sale	Units Sold	Purchase Cost	Adjusted Purchase Cost	Reduced Cost Base	Indexed Cost Base Frozen at 30/09/1999	Amount Received on Sale	Capital Gains Calculation Method			Total of Capital Gains Chosen			Capital Loss
								Non Discount Method	Discount Method (Before Discount)	Discount Method (After Discount)	Indexed Method	Other Gains	Discount Method (Before Discount)	
<b>Shares</b>														
QBE Insurance Group Limited - QBE	21/05/2018	31/03/2022	1161	12081	12081	N/A	13471 ✓	N/A	1389	926	N/A	N/A	1389	0
							<b>Total</b>	<b>0</b>	<b>1389</b>	<b>926</b>	<b>0</b>	<b>0</b>	<b>1389</b>	<b>0</b>
Ramsay Health Care Limited - RHC	09/03/2018	31/03/2022	113	7161	7161	N/A	7301 ✓	N/A	140	93	N/A	N/A	140	0
							<b>Total</b>	<b>0</b>	<b>140</b>	<b>93</b>	<b>0</b>	<b>0</b>	<b>140</b>	<b>0</b>
<b>Grand Total</b>								<b>685</b>	<b>46168</b>	<b>30778</b>	<b>0</b>	<b>685</b>	<b>46168</b>	<b>4843</b>

N/A means either of the following:

- Discount Method: Not applicable where assets have been held for less than 12 months.
- Non-Discount Method: Indexed Method is not applicable to assets purchased after 21/9/1999.

Gains from assets purchased after 21/9/1999 and held less than 12 months will default to the Non-Discount Method - Other Gains. Gains and Losses on the sale of certain assets are not included in the above CGT report. If you held investments in warrants, traditional securities or Pooled Development Funds, please refer to the "Limitations and Assumptions" section in the Tax Report Guide for further information on the reporting of these assets.



**ESTIMATED UNREALISED CAPITAL GAINS/LOSSES FOR THE TAX YEAR ENDED 30 JUNE 2022**

This schedule shows the unrealised capital gains/losses on your investments held at financial year end. The unrealised gains/losses are for your reference only and you do not need to include the unrealised gains/losses in your tax return.

Date of Purchase Valuation	Units In Parcel	Purchase Cost	Adjusted Purchase Cost	Reduced Cost Base	Indexed Cost Base Frozen at 30/09/1999	Valuation	Capital Gains Calculation Method			Estimated Total of Capital Gains Chosen			Estimated Capital Loss
							Non Discount Method	Discount Method (Before Discount)	Discount Method (After Discount)	Indexed Method	Other Gains	Discount Method (Before Discount)	
<b>Managed Investments</b>													
iShares Australian B 13/05/2022 30/06/2022	18616 ✓	17303	17303	17303	N/A	17069 <b>Total</b>	0 0	N/A 0	N/A 0	N/A 0	N/A 0	234 <b>234</b>	
Bentham Global Income 23/10/2020 30/06/2022	15504	16399	16391	16391	N/A	15653	N/A	0	0	N/A	N/A	737	
10/09/2021 30/06/2022	2784 ✓	2932	2932	2932	N/A	2810 <b>Total</b>	0 0	N/A 0	N/A 0	N/A 0	N/A 0	121 <b>858</b>	
MFS Global Equity 21/02/2022 30/06/2022	14079 ✓	30346	30346	30346	N/A	27299 <b>Total</b>	0 0	N/A 0	N/A 0	N/A 0	N/A 0	3046 <b>3046</b>	
iShares Internationa 21/07/2016 30/06/2022	60	44	44	44	N/A	57	N/A	13	8	N/A	N/A	0	
12/03/2018 30/06/2022	17666	14999	14999	14999	N/A	16984 <b>Total</b>	N/A 0	1984 1997	1322 1331	N/A 0	N/A 1984 1997	0 0 0	
iShares Aus Lis Prop 13/05/2022 30/06/2022	11898 ✓	10381	10381	10381	N/A	9473 <b>Total</b>	0 0	N/A 0	N/A 0	N/A 0	N/A 0	908 <b>908</b>	
Van In Pr Sec In F(H) 26/10/2020 30/06/2022	23376	16220	16250	16250	N/A	17555 <b>Total</b>	N/A 0	1304 1304	869 869	N/A 0	N/A 1304 1304	0 0	
Lazard Gb List Infst 26/10/2020 30/06/2022	12044	14488	14488	14488	N/A	16901 <b>Total</b>	N/A 0	2413 2413	1609 1609	N/A 0	N/A 2413 2413	0 0	
iShares Hedged Inter 16/10/2020 30/06/2022	18528	9732	9732	9732	N/A	8816 <b>Total</b>	N/A 0	0 0	0 0	N/A 0	N/A 0	916 <b>916</b>	
Barrow Hnly Gbl Sh F 24/05/2022 30/06/2022	7513 ✓	10382	10382	10382	N/A	10262 <b>Total</b>	0 0	N/A 0	N/A 0	N/A 0	N/A 0	119 <b>119</b>	



Date of Purchase Valuation	Units In Parcel	Purchase Cost	Adjusted Purchase Cost	Reduced Cost Base	Indexed Cost Base Frozen at 30/09/1999	Valuation	Capital Gains Calculation Method			Estimated Total of Capital Gains Chosen			Estimated Capital Loss
							Non Discount Method	Discount Method (Before Discount)	Discount Method (After Discount)	Indexed Method	Other Gains	Discount Method (Before Discount)	
<b>Managed Investments</b>													
Pan-Tribal Global Eq	13045	16739	16739	16739	N/A	17991	N/A	1252	834	N/A	N/A	1252	0
						<b>Total</b>	<b>0</b>	<b>1252</b>	<b>834</b>	<b>0</b>	<b>0</b>	<b>1252</b>	<b>0</b>
Fidelity Gbl Em Mkt	634	13119	13119	13119	N/A	12612	N/A	0	0	N/A	N/A	0	507
						<b>Total</b>	<b>0</b>	<b>0</b>	<b>0</b>	<b>0</b>	<b>0</b>	<b>0</b>	<b>507</b>
Lennox Aus Sm Co Fd	10550 ✓	19152	19152	19152	N/A	13603	0	N/A	N/A	N/A	0	N/A	5549
10/09/2021 30/06/2022						4918	0	N/A	N/A	N/A	0	N/A	614
13/05/2022 30/06/2022	3814 ✓	5532	5532	5532	N/A	<b>Total</b>	<b>0</b>	<b>0</b>	<b>0</b>	<b>0</b>	<b>0</b>	<b>0</b>	<b>6163</b>
Barwon Gbl Lsd Prv E	11407 ✓	15322	15322	15322	N/A	12092	0	N/A	N/A	N/A	0	N/A	3229
21/09/2021 30/06/2022						<b>Total</b>	<b>0</b>	<b>0</b>	<b>0</b>	<b>0</b>	<b>0</b>	<b>0</b>	<b>3229</b>
<b>Shares</b>													
Auckland Internat Airport Ltd - AIA													
09/03/2018 30/06/2022	1511	8885	8885	8885	N/A	9791	N/A	906	604	N/A	N/A	906	0
31/03/2022 30/06/2022	826 ✓	5947	5947	5947	N/A	5352	0	N/A	N/A	N/A	0	N/A	594
						<b>Total</b>	<b>0</b>	<b>906</b>	<b>604</b>	<b>0</b>	<b>0</b>	<b>906</b>	<b>594</b>
Amcor Limited - AMC													
14/12/2016 30/06/2022	682	9947	9947	9947	N/A	12303	N/A	2356	1570	N/A	N/A	2356	0
22/09/2017 30/06/2022	167	2583	2583	2583	N/A	3012	N/A	429	286	N/A	N/A	429	0
31/03/2022 30/06/2022	928 ✓	14223	14223	14223	N/A	16741	2517	N/A	N/A	N/A	2517	N/A	0
						<b>Total</b>	<b>2517</b>	<b>2785</b>	<b>1856</b>	<b>0</b>	<b>2517</b>	<b>2785</b>	<b>0</b>
ANZ Banking Group - ANZ													
15/07/2014 30/06/2022	637	21364	21364	21364	N/A	14033	N/A	0	0	N/A	N/A	0	7331
05/08/2016 30/06/2022	113	2883	2883	2883	N/A	2489	N/A	0	0	N/A	N/A	0	394
31/03/2022 30/06/2022	296 ✓	8236	8236	8236	N/A	6520	0	N/A	N/A	N/A	0	N/A	1715
						<b>Total</b>	<b>0</b>	<b>0</b>	<b>0</b>	<b>0</b>	<b>0</b>	<b>0</b>	<b>9441</b>
BHP Group Limited - BHP													
25/07/2014 30/06/2022	44	1612	1612	1612	N/A	1815	N/A	202	135	N/A	N/A	202	0
21/07/2015 30/06/2022	38	1047	1047	1047	N/A	1567	N/A	519	346	N/A	N/A	519	0
23/03/2016 30/06/2022	226	4017	4017	4017	N/A	9322	N/A	5305	3536	N/A	N/A	5305	0
09/03/2018 30/06/2022	409	11765	11765	11765	N/A	16871	N/A	5106	3404	N/A	N/A	5106	0
						<b>Total</b>	<b>0</b>	<b>11134</b>	<b>7422</b>	<b>0</b>	<b>0</b>	<b>11134</b>	<b>0</b>



Date of Purchase Valuation	Units In Parcel	Purchase Cost	Adjusted Purchase Cost	Reduced Cost Base	Indexed Cost Base Frozen at 30/09/1999	Valuation	Capital Gains Calculation Method				Estimated Total of Capital Gains Chosen			Estimated Capital Loss
							Non Discount Method		Discount Method (After Discount)		Indexed Method	Other Gains	Discount Method (Before Discount)	
							Discount Method	Discount Method	Discount Method	Discount Method				
<b>Shares</b>														
Brambles Limited - BXB	1271 ✓	12607	12607	12607	N/A	13612	1004	N/A	N/A	N/A	1004	N/A	0	0
						<b>Total</b>	<b>1004</b>	<b>0</b>	<b>0</b>	<b>0</b>	<b>1004</b>	<b>0</b>	<b>0</b>	<b>0</b>
Commonwealth Bank of Aust - CBA	114	8320	8320	8320	N/A	10303	N/A	1983	1322	N/A	N/A	1983	0	0
02/09/2015 30/06/2022	99	7630	7630	7630	N/A	8947	N/A	1317	878	N/A	N/A	1317	0	0
22/09/2017 30/06/2022	137	10496	10496	10496	N/A	12382	N/A	1885	1257	N/A	N/A	1885	0	0
09/03/2018 30/06/2022						<b>Total</b>	<b>0</b>	<b>5186</b>	<b>3457</b>	<b>0</b>	<b>0</b>	<b>5186</b>	<b>0</b>	<b>0</b>
CSL Limited - CSL	65	5863	5863	5863	N/A	17488	N/A	11625	7750	N/A	N/A	11625	0	0
10/02/2015 30/06/2022	26	3492	3492	3492	N/A	6995	N/A	3503	2335	N/A	N/A	3503	0	0
22/09/2017 30/06/2022	16 ✓	4355	4355	4355	N/A	4304	0	N/A	N/A	N/A	0	N/A	50	50
31/03/2022 30/06/2022						<b>Total</b>	<b>0</b>	<b>15128</b>	<b>10085</b>	<b>0</b>	<b>0</b>	<b>15128</b>	<b>50</b>	<b>50</b>
G8 Education Limited - GEM	11023 ✓	12646	12646	12646	N/A	11629	0	N/A	N/A	N/A	0	N/A	1017	1017
31/03/2022 30/06/2022						<b>Total</b>	<b>0</b>	<b>0</b>	<b>0</b>	<b>0</b>	<b>0</b>	<b>0</b>	<b>0</b>	<b>0</b>
L1 Long Short Fund Limited - LSF	7103	14206	14206	14206	N/A	18183	N/A	3977	2651	N/A	N/A	3977	0	0
17/04/2018 30/06/2022						<b>Total</b>	<b>0</b>	<b>3977</b>	<b>2651</b>	<b>0</b>	<b>0</b>	<b>3977</b>	<b>0</b>	<b>0</b>
Macquarie Group Limited - MQG	86	9015	9015	9015	N/A	14147	N/A	5132	3421	N/A	N/A	5132	0	0
09/03/2018 30/06/2022						<b>Total</b>	<b>0</b>	<b>5132</b>	<b>3421</b>	<b>0</b>	<b>0</b>	<b>5132</b>	<b>0</b>	<b>0</b>
Resmed Inc - RMD	430	5414	5414	5414	N/A	13196	N/A	7782	5188	N/A	N/A	7782	0	0
09/03/2018 30/06/2022	334 ✓	10933	10933	10933	N/A	10250	0	N/A	N/A	N/A	0	N/A	682	682
31/03/2022 30/06/2022						<b>Total</b>	<b>0</b>	<b>7782</b>	<b>5188</b>	<b>0</b>	<b>0</b>	<b>7782</b>	<b>682</b>	<b>682</b>
SUNCORP GROUP LIMITED - SUN	431	5590	5590	5590	N/A	4732	N/A	0	0	N/A	N/A	0	858	858
22/09/2017 30/06/2022	1061 ✓	11950	11950	11950	N/A	11649	0	N/A	N/A	N/A	0	N/A	300	300
31/03/2022 30/06/2022						<b>Total</b>	<b>0</b>	<b>0</b>	<b>0</b>	<b>0</b>	<b>0</b>	<b>0</b>	<b>1158</b>	<b>1158</b>
Telstra Corporation Limited. - TLS	2194	12033	12033	12033	N/A	8446	N/A	0	0	N/A	N/A	0	3586	3586
01/06/2014 30/06/2022	688	3477	3477	3477	N/A	2648	N/A	0	0	N/A	N/A	0	828	828
14/12/2016 30/06/2022	2460 ✓	9692	9692	9692	N/A	9471	0	N/A	N/A	N/A	0	N/A	221	221
31/03/2022 30/06/2022						<b>Total</b>	<b>0</b>	<b>0</b>	<b>0</b>	<b>0</b>	<b>0</b>	<b>0</b>	<b>4637</b>	<b>4637</b>

Date of Purchase Valuation	Units In Parcel	Purchase Cost	Adjusted Purchase Cost	Reduced Cost Base	Indexed Cost Base Frozen at 30/09/1999	Valuation	Capital Gains Calculation Method			Estimated Total of Capital Gains Chosen			Estimated Capital Loss
							Non Discount Method	Discount Method (Before Discount)	Discount Method (After Discount)	Indexed Method	Other Gains	Discount Method (Before Discount)	
<b>Shares</b>													
Westpac Banking Corp - WBC													
17/07/2014	417	14228	14228	14228	N/A	8131	N/A	0	0	N/A	N/A	0	6097
05/08/2016	89	2713	2713	2713	N/A	1735	N/A	0	0	N/A	N/A	0	977
09/03/2018	275	8297	8297	8297	N/A	5362	N/A	0	0	N/A	N/A	0	2935
31/03/2022	581	14218	14218	14218	N/A	11329	0	N/A	N/A	N/A	0	N/A	2889
						<b>Total</b>	<b>0</b>	<b>0</b>	<b>0</b>	<b>0</b>	<b>0</b>	<b>0</b>	<b>12899</b>
Woodside Energy Group Ltd - WDS													
05/03/2019	509	18094	18094	18094	N/A	16206	N/A	0	0	N/A	N/A	0	1887
31/03/2022	128	4163	4163	4163	N/A	4075	0	N/A	N/A	N/A	0	N/A	87
01/06/2022	129	3839	3839	3839	N/A	4107	268	N/A	N/A	N/A	268	N/A	0
						<b>Total</b>	<b>268</b>	<b>0</b>	<b>0</b>	<b>0</b>	<b>268</b>	<b>0</b>	<b>1975</b>
Wesfarmers Limited - WES													
08/08/2014	250	7156	7156	7156	N/A	10477	N/A	3321	2214	N/A	N/A	3321	0
31/03/2022	157	8039	8039	8039	N/A	6579	0	N/A	N/A	N/A	0	N/A	1459
						<b>Total</b>	<b>0</b>	<b>3321</b>	<b>2214</b>	<b>0</b>	<b>0</b>	<b>3321</b>	<b>1459</b>
Woolworths Group Limited - WOW													
31/03/2022	567	21168	21168	21168	N/A	20185	0	N/A	N/A	N/A	0	N/A	983
						<b>Total</b>	<b>0</b>	<b>0</b>	<b>0</b>	<b>0</b>	<b>0</b>	<b>0</b>	<b>983</b>
						<b>Grand Total</b>	<b>3790</b>	<b>62322</b>	<b>41548</b>	<b>0</b>	<b>3790</b>	<b>62322</b>	<b>50886</b>

N/A means either of the following:

- Discount Method: Not applicable where assets have been held for less than 12 months.
- Non-Discount Method: Indexed Method is not applicable to assets purchased after 21/9/1999.

Gains from assets purchased after 21/9/1999 and held less than 12 months will default to the Non-Discount Method – Other Gains.

Gains and Losses on certain assets are not included in the above CGT report. If you held investments in warrants, traditional securities or Pooled Development Funds, please refer to the "Limitations and Assumptions" section in the Tax Report Guide for further information on the reporting of these assets.



## **Complaints**

If you have a complaint, please call our Customer Relations team on 1800 998 185, email [asgard.investor.services@asgard.com.au](mailto:asgard.investor.services@asgard.com.au) or write to us at PO Box 7490, Cloisters Square WA 6850. If the issue has not been resolved to your satisfaction, you can lodge a complaint with the Australian Financial Complaints Authority (AFCA). AFCA provides fair and independent financial services complaint resolution that is free to consumers.

Online: [www.afca.org.au](http://www.afca.org.au)

Email: [info@afca.org.au](mailto:info@afca.org.au)

Phone: 1800 931 678

Mail: Australian Financial Complaints Authority GPO Box 3 Melbourne VIC 3001

# VSML Futures Super Fund

## General Ledger

As at 30 June 2022

Transaction Date	Description	Units	Debit	Credit	Balance \$
<b>Distributions Received (23800)</b>					
<u>Barwon Gbl List Priv Eqty Fd (BAR0001AU)</u>					
30/06/2022	Distribution Receivable - Barwon Gbl Lsd Prv E			789.00	789.00 CR
				<b>789.00</b>	<b>789.00 CR</b>
<u>iShares Hdg Inter Eq In Fd (BGL0044AU)</u>					
30/06/2022	Distribution Receivable - iShares Hedged Inter			157.00	157.00 CR
				<b>157.00</b>	<b>157.00 CR</b>
<u>iShares Australian Bond Index Fund (BGL0105AU)</u>					
30/06/2022	Distribution Receivable - iShares Australia B			82.00	82.00 CR
				<b>82.00</b>	<b>82.00 CR</b>
<u>iShares International Eq Index Fd (BGL0106AU)</u>					
30/06/2022	Distribution Receivable - iShares International			1,063.00	1,063.00 CR
				<b>1,063.00</b>	<b>1,063.00 CR</b>
<u>iShares Aust Listed Prop Ind Fd (BGL0108AU)</u>					
30/06/2022	Distribution Receivable - iShares Aust Listed Property			141.00	141.00 CR
				<b>141.00</b>	<b>141.00 CR</b>
<u>PIMCO WS Pls Diversified Fix Int Fd (BTA0499AU)</u>					
30/06/2022	Distributions Received - Pimco			46.00	46.00 CR
				<b>46.00</b>	<b>46.00 CR</b>
<u>Bentham Global Income Fund (CSA0038AU)</u>					
30/06/2022	Distribution Receivable - Bentham Global Income			73.00	73.00 CR
30/06/2022	Distributions Received - Benthan Global			511.00	584.00 CR
				<b>584.00</b>	<b>584.00 CR</b>
<u>Pan-Tribal Global Equity Fund (ETL0419AU)</u>					
30/06/2022	Distribution Receivable - Pan-Tribal Global Eq			12.00	12.00 CR
				<b>12.00</b>	<b>12.00 CR</b>
<u>Fidelity Global Emerging Markets Fund (FIL31.AX)</u>					
30/06/2022	Distribution Receivable - Fidelity Gbl Em Nkt			109.00	109.00 CR
				<b>109.00</b>	<b>109.00 CR</b>
<u>Barrow Hanley Global Share Fund (managed Fund) (GLOB.AX)</u>					
30/06/2022	Distribution Receivable - Barrow Hnly Gbl Sh F			251.00	251.00 CR
				<b>251.00</b>	<b>251.00 CR</b>
<u>Lennox Australian Small Comp Fd (HOW3590AU)</u>					
30/06/2022	Distribution Receivable - Lennox Aus Sm Co Fd			817.00	817.00 CR
30/06/2022	Distributions Received - Lennox Aus Sm Co			73.00	890.00 CR
				<b>890.00</b>	<b>890.00 CR</b>
<u>James Hardie Industries Plc (JHX.AX)</u>					
17/12/2021	DEC21/00812906 JAMES HARDIE IND			372.41	372.41 CR
				<b>372.41</b>	<b>372.41 CR</b>
<u>Lazard Global Listed Infrastructure (LAZ0014AU)</u>					

# VSML Futures Super Fund

## General Ledger

As at 30 June 2022

Transaction Date	Description	Units	Debit	Credit	Balance \$
30/06/2022	Distribution Receivable - Lazard Gb List Infst			932.00	932.00 CR
30/06/2022	Distributions Received - Lazard Gb Lst			427.00	1,359.00 CR
				<b>1,359.00</b>	<b>1,359.00 CR</b>
<u>MFS Global Equity Trust (MIA0001AU1)</u>					
30/06/2022	Distribution Receivable - MFS Global Equity			3,095.00	3,095.00 CR
				<b>3,095.00</b>	<b>3,095.00 CR</b>
<u>Vanguard Int'l Prop Secs Index Fund (VAN0018AU)</u>					
30/06/2022	Distribution Receivable - Van In Pr Sec In F (hedged)			271.00	271.00 CR
				<b>271.00</b>	<b>271.00 CR</b>
<b>Dividends Received (23900)</b>					
<u>Ampol Limited (ALD.AX)</u>					
23/09/2021	S00065372380 AMPOLLTD [System Matched Income Data]			135.72	135.72 CR
31/03/2022	S00065372380 AMPOL LTD [System Matched Income Data]			107.01	242.73 CR
				<b>242.73</b>	<b>242.73 CR</b>
<u>Aristocrat Leisure Limited (ALL.AX)</u>					
02/07/2021	S00065372380 ARISTOCRAT DIV [System Matched Income Data]			61.80	61.80 CR
17/12/2021	S00065372380 ARISTOCRAT DIV [System Matched Income Data]			107.12	168.92 CR
				<b>168.92</b>	<b>168.92 CR</b>
<u>Amcors Plc (AMC.AX)</u>					
28/09/2021	SEP21/00863847 AMCOR PLC DIV [System Matched Income Data]			135.25	135.25 CR
14/12/2021	DEC21/00863757 AMCOR PLC DIV [System Matched Income Data]			135.92	271.17 CR
15/03/2022	MAR22/00862956 AMCOR PLC DIV [System Matched Income Data]			143.06	414.23 CR
14/06/2022	JUN22/00861389 AMCOR PLC DIV			296.40	710.63 CR
				<b>710.63</b>	<b>710.63 CR</b>
<u>Australia &amp; New Zealand Banking Group Limited (ANZ.AX)</u>					
01/07/2021	A071/00676204 ANZ DIVIDEND [System Matched Income Data]			525.00	525.00 CR
16/12/2021	A072/00667253 ANZ DIVIDEND [System Matched Income Data]			540.00	1,065.00 CR
				<b>1,065.00</b>	<b>1,065.00 CR</b>
<u>BHP Group Limited (BHP.AX)</u>					
21/09/2021	AF384/01124985 BHP GROUP DIV [System Matched Income Data]			2,821.17	2,821.17 CR
28/03/2022	AI385/00423741 BHP GROUP DIV [System Matched Income Data]			2,161.70	4,982.87 CR
01/06/2022	BHP In-Specie Dividend /Distribution			3,855.04	8,837.91 CR
				<b>8,837.91</b>	<b>8,837.91 CR</b>
<u>Boral Limited. (BLD.AX)</u>					
14/02/2022	001271361121 BLD DIV [System Matched Income Data]			82.74	82.74 CR
				<b>82.74</b>	<b>82.74 CR</b>
<u>Commonwealth Bank Of Australia. (CBA.AX)</u>					
29/09/2021	001263544834 CBA FNL DIV [System Matched Income Data]			764.00	764.00 CR
30/03/2022	001272268216 CBA ITM DIV [System Matched Income Data]			668.50	1,432.50 CR

# VSML Futures Super Fund

## General Ledger

As at 30 June 2022

Transaction Date	Description	Units	Debit	Credit	Balance \$
				<b>1,432.50</b>	<b>1,432.50 CR</b>
<u>CSL Limited (CSL.AX)</u>					
30/09/2021	AUD21/01018949 CSL LTD DIVIDEND [System Matched Income Data]			144.66	144.66 CR
06/04/2022	22AUD/00919770 CSL LTD DIVIDEND [System Matched Income Data]			129.48	274.14 CR
				<b>274.14</b>	<b>274.14 CR</b>
<u>Janus Henderson Group Plc (JHG.AX)</u>					
25/08/2021	AUG21/00825491 JHG DIVIDEND [System Matched Income Data]			118.43	118.43 CR
24/11/2021	NOV21/00824546 JHG DIVIDEND [System Matched Income Data]			118.57	237.00 CR
28/02/2022	FEB22/00823966 JHG DIVIDEND [System Matched Income Data]			122.59	359.59 CR
				<b>359.59</b>	<b>359.59 CR</b>
<u>L1 Long Short Fund Limited (LSF.AX)</u>					
01/10/2021	001267918424 LSF DIVIDEND [System Matched Income Data]			525.00	525.00 CR
01/04/2022	001276295934 LSF ITM DIV [System Matched Income Data]			700.00	1,225.00 CR
				<b>1,225.00</b>	<b>1,225.00 CR</b>
<u>Medibank Private Limited (MPL.AX)</u>					
30/09/2021	SEP21/00978967 MEDIBANK DIV 7 [System Matched Income Data]			55.20	55.20 CR
24/03/2022	MAR22/00975859 MEDIBANK DIV [System Matched Income Data]			48.80	104.00 CR
				<b>104.00</b>	<b>104.00 CR</b>
<u>Macquarie Group Limited (MQG.AX)</u>					
02/07/2021	001261064544 MQG FNL DIV [System Matched Income Data]			288.10	288.10 CR
14/12/2021	001269903585 MQG ITM DIV [System Matched Income Data]			233.92	522.02 CR
				<b>522.02</b>	<b>522.02 CR</b>
<u>National Australia Bank Limited (NAB.AX)</u>					
02/07/2021	DV221/01103611 NAB INTERIM DIV [System Matched Income Data]			251.40	251.40 CR
15/12/2021	DV222/00591620 NAB FINAL DIV [System Matched Income Data]			280.73	532.13 CR
				<b>532.13</b>	<b>532.13 CR</b>
<u>QBE Insurance Group Limited (QBE.AX)</u>					
24/09/2021	FPA21/00846607 QBE DIVIDEND [System Matched Income Data]			127.71	127.71 CR
12/04/2022	21FPA/00844155 QBE DIVIDEND [System Matched Income Data]			220.59	348.30 CR
				<b>348.30</b>	<b>348.30 CR</b>
<u>Ramsay Health Care Limited (RHC.AX)</u>					
30/09/2021	S00065372380 RHC Dividend [System Matched Income Data]			116.39	116.39 CR
31/03/2022	S00065372380 RHC Dividend [System Matched Income Data]			54.81	171.20 CR
				<b>171.20</b>	<b>171.20 CR</b>
<u>Resmed Inc (RMD.AX)</u>					
23/09/2021	SEP21/00828801 RESMED DIVIDEND			21.47	21.47 CR
16/12/2021	DEC21/00828752 RESMED DIVIDEND			21.04	42.51 CR
17/03/2022	MAR22/00828491 RESMED DIVIDEND [System Matched Income Data]			21.42	63.93 CR
16/06/2022	JNE22/00828688 RESMED DIVIDEND			39.79	103.72 CR

# VSML Futures Super Fund

## General Ledger

As at 30 June 2022

Transaction Date	Description	Units	Debit	Credit	Balance \$
	CREDIT INTEREST RATE 0.400% FROM DEBIT INTEREST RATE 15.010% FROM 20JUN22 21JUN22			103.72	103.72 CR
<u>Suncorp Group Limited (SUN.AX)</u>					
22/09/2021	001263031329 SUN FNL&SPC DIV [System Matched Income Data]			206.88	206.88 CR
01/04/2022	001271693593 SUN INTERIM DIV [System Matched Income Data]			99.13	306.01 CR
				306.01	306.01 CR
<u>Telstra Corporation Limited. (TLS.AX)</u>					
23/09/2021	001265035767 TLS FNL DIV [System Matched Income Data]			230.56	230.56 CR
01/04/2022	001274863632 TLS ITM DIV [System Matched Income Data]			230.56	461.12 CR
				461.12	461.12 CR
<u>Westpac Banking Corporation (WBC.AX)</u>					
17/12/2021	BALANCE BROUGHT FORWARD 001269380241 WBC DIVIDEND			468.60	468.60 CR
24/06/2022	001278045041 WBC DIVIDEND			830.82	1,299.42 CR
				1,299.42	1,299.42 CR
<u>Wesfarmers Limited (WES.AX)</u>					
07/10/2021	FIN21/01061579 WESFARMERS LTD [System Matched Income Data]			225.00	225.00 CR
30/03/2022	INT22/01063062 WESFARMERS LTD [System Matched Income Data]			200.00	425.00 CR
				425.00	425.00 CR
<u>Woodside Petroleum Ltd (WPL.AX)</u>					
24/09/2021	INT21/00620661 WOODSIDE [System Matched Income Data]			208.86	208.86 CR
23/03/2022	FIN21/00620893 WOODSIDE [System Matched Income Data]			743.94	952.80 CR
				952.80	952.80 CR
<b>Contributions (24200)</b>					
<u>(Contributions) Parker, Stephen - Accumulation (PARSTE00001A)</u>					
06/04/2022	173583888 1081438 DEPOS IT TRN:03615399			7,930.00	7,930.00 CR
				7,930.00	7,930.00 CR
<b>Changes in Market Values of Investments (24700)</b>					
<u>Changes in Market Values of Investments (24700)</u>					
16/09/2021	Investment Trans (RFA0819AU)			500.55	500.55 CR
16/09/2021	Unrealised Gain writeback as at 16/09/2021 (RFA0819AU)		1,596.87		1,096.32 DR
16/09/2021	Investment Trans 170356646 (BTA0565AU)		34.70		1,131.02 DR
16/09/2021	Unrealised Gain writeback as at 16/09/2021 (BTA0565AU)		172.14		1,303.16 DR
19/11/2021	S00065372380 Aristocrat Right (ALLR.AX)			99.75	1,203.41 DR
17/02/2022	172872368 Investment Trans (BTA0565AU)		1,377.76		2,581.17 DR
17/02/2022	Unrealised Gain writeback as at 17/02/2022 (BTA0565AU)		607.74		3,188.91 DR
04/04/2022	173682997 1689545 TRNFO UT TRN:03614633 (ALD.AX)			41.34	3,147.57 DR
04/04/2022	Unrealised Gain writeback as at 04/04/2022 (ALD.AX)			578.33	2,569.24 DR
04/04/2022	173682989 1689545 TRNFO UT TRN:03614641 (ALL.AX)			6,725.72	4,156.48 CR



# VSML Futures Super Fund

## General Ledger

As at 30 June 2022

Transaction Date	Description	Units	Debit	Credit	Balance \$
04/04/2022	Unrealised Gain writeback as at 04/04/2022 (ALL.AX)		9,230.96		5,074.48 DR
04/04/2022	173682931 1689545 TRNFO UT TRN:03614677 (BHP.AX)			4,976.42	98.06 DR
04/04/2022	Unrealised Gain writeback as at 04/04/2022 (BHP.AX)		6,267.91		6,365.97 DR
04/04/2022	173682963 1689545 TRNFO UT TRN:03614599 (BLD.AX)		1,868.57		8,234.54 DR
04/04/2022	Unrealised Gain writeback as at 04/04/2022 (BLD.AX)			454.72	7,779.82 DR
04/04/2022	173683001 1689545 TRNFO UT TRN:03614624 (CBA.AX)			929.08	6,850.74 DR
04/04/2022	Unrealised Gain writeback as at 04/04/2022 (CBA.AX)		773.79		7,624.53 DR
04/04/2022	173682992 1689545 TRNFO UT TRN:03614627 (JHG.AX)			729.57	6,894.96 DR
04/04/2022	Unrealised Gain writeback as at 04/04/2022 (JHG.AX)		1,697.08		8,592.04 DR
04/04/2022	173682956 1689545 TRNFO UT TRN:03614612 (JHX.AX)			14,906.68	6,314.64 CR
04/04/2022	Unrealised Gain writeback as at 04/04/2022 (JHX.AX)		18,260.66		11,946.02 DR
04/04/2022	173682973 1689545 TRNFO UT TRN:03614597 (LSF.AX)			9,949.58	1,996.44 DR
04/04/2022	Unrealised Gain writeback as at 04/04/2022 (LSF.AX)		5,614.38		7,610.82 DR
04/04/2022	173682948 1689545 TRNFO UT TRN:03614620 (MPL.AX)			883.00	6,727.82 DR
04/04/2022	Unrealised Gain writeback as at 04/04/2022 (MPL.AX)		928.00		7,655.82 DR
04/04/2022	173682969 1689545 TRNFO UT TRN:03614594 (NAB.AX)			895.33	6,760.49 DR
04/04/2022	Unrealised Gain writeback as at 04/04/2022 (NAB.AX)			1,690.04	5,070.45 DR
04/04/2022	BALANCE BROUGHT FORWARD			1,389.65	3,680.80 DR
04/04/2022	173682939 1689545 TRNFO UT TRN:03614669 (QBE.AX)			445.21	4,126.01 DR
04/04/2022	Unrealised Gain writeback as at 04/04/2022 (QBE.AX)			140.82	3,985.19 DR
04/04/2022	173682940 1689545 TRNFO UT TRN:03614674 (RHC.AX)			47.75	3,937.44 DR
04/04/2022	Unrealised Gain writeback as at 04/04/2022 (RHC.AX)				
29/04/2022	TK015/00800587 CIM TKO PAY (CIM.AX)		40.26		3,977.70 DR
20/05/2022	174344374 Investment Trans (Auto reprocessed due to distribution entered / deleted on 30/06/2022) (BGL0106AU)			3,028.82	948.88 DR
20/05/2022	Unrealised Gain writeback as at 20/05/2022 (BGL0106AU)		4,566.17		5,515.05 DR
20/05/2022	Investment Trans (Auto reprocessed due to distribution entered / deleted on 30/06/2022) (LAZ0014AU)			379.71	5,135.34 DR
20/05/2022	Unrealised Gain writeback as at 20/05/2022 (LAZ0014AU)		206.23		5,341.57 DR
20/05/2022	Investment Trans 174344376 (ETL0419AU)			95.40	5,246.17 DR
20/05/2022	Unrealised Gain writeback as at 20/05/2022 (ETL0419AU)		865.05		6,111.22 DR
24/05/2022	174344372 Investment Trans (Auto reprocessed due to distribution entered / deleted on 30/06/2022) (BTA0499AU)		2,325.00		8,436.22 DR
24/05/2022	Unrealised Gain writeback as at 24/05/2022 (BTA0499AU)			491.28	7,944.94 DR
25/05/2022	Revaluation - 25/05/2022 @ \$11.090000 (System Price) - 1,271.000000 Units on hand (BXB.AX)			1,487.49	6,457.45 DR
25/05/2022	Revaluation - 25/05/2022 @ \$19.336500 (System Price) - 634.000000 Units on hand (FIL31.AX)		2,750.99		9,208.44 DR

## VSML Futures Super Fund

# General Ledger

As at 30 June 2022

Transaction Date	Description	Units	Debit	Credit	Balance \$
25/05/2022	Revaluation - 25/05/2022 @ \$43.020000 (System Price) - 717.000000 Units on hand (BHP.AX)		1,553.65		10,762.09 DR
25/05/2022	Revaluation - 25/05/2022 @ \$0.870780 (Exit) - 11,898.000000 Units on hand (BGL0108AU)		21.46		10,783.55 DR
25/05/2022	Revaluation - 25/05/2022 @ \$1.084000 (Exit) - 23,376.000000 Units on hand (VAN0018AU)			5,320.37	5,463.18 DR
25/05/2022	Revaluation - 25/05/2022 @ \$29.180000 (System Price) - 637.000000 Units on hand (WDS.AX)		3,670.08		9,133.26 DR
25/05/2022	Revaluation - 25/05/2022 @ \$1.150000 (System Price) - 11,023.000000 Units on hand (GEM.AX)			30.11	9,103.15 DR
25/05/2022	Revaluation - 25/05/2022 @ \$106.170000 (System Price) - 350.000000 Units on hand (CBA.AX)			2,249.35	6,853.80 DR
25/05/2022	Revaluation - 25/05/2022 @ \$1.485600 (Exit) - 12,044.000000 Units on hand (LAZ0014AU)			1,678.93	5,174.87 DR
25/05/2022	Revaluation - 25/05/2022 @ \$18.190000 (System Price) - 1,777.000000 Units on hand (AMC.AX)			5,254.86	79.99 CR
25/05/2022	Revaluation - 25/05/2022 @ \$2.850000 (System Price) - 7,103.000000 Units on hand (LSF.AX)			2,201.93	2,281.92 CR
25/05/2022	Revaluation - 25/05/2022 @ \$46.830000 (System Price) - 407.000000 Units on hand (WES.AX)		3,255.04		973.12 DR
25/05/2022	Revaluation - 25/05/2022 @ \$27.630000 (System Price) - 764.000000 Units on hand (RMD.AX)		3,910.74		4,883.86 DR
25/05/2022	Revaluation - 25/05/2022 @ \$0.988890 (Exit) - 17,727.050200 Units on hand (BGL0106AU)		925.61		5,809.47 DR
25/05/2022	Revaluation - 25/05/2022 @ \$273.600000 (System Price) - 107.000000 Units on hand (CSL.AX)		1,032.97		6,842.44 DR
25/05/2022	Revaluation - 25/05/2022 @ \$1.034900 (Exit) - 18,288.000000 Units on hand (CSA0038AU)		457.04		7,299.48 DR
25/05/2022	Revaluation - 25/05/2022 @ \$178.270000 (System Price) - 86.000000 Units on hand (MQG.AX)			1,878.24	5,421.24 DR
25/05/2022	Revaluation - 25/05/2022 @ \$0.855700 (Exit) - 11,407.000000 Units on hand (BAR0001AU)		5,561.03		10,982.27 DR
25/05/2022	Revaluation - 25/05/2022 @ \$6.720000 (System Price) - 2,337.000000 Units on hand (AIA.AX)		457.14		11,439.41 DR
25/05/2022	Revaluation - 25/05/2022 @ \$12.160000 (System Price) - 1,492.000000 Units on hand (SUN.AX)			1,403.67	10,035.74 DR
25/05/2022	Revaluation - 25/05/2022 @ \$2.002600 (Exit) - 14,079.000000 Units on hand (MIA0001AU)		2,151.60		12,187.34 DR
25/05/2022	Revaluation - 25/05/2022 @ \$0.000000 - 0.000000 Units on hand (WPL.AX)			6,789.61	5,397.73 DR
25/05/2022	Revaluation - 25/05/2022 @ \$1.334900 (Exit) - 13,046.253100 Units on hand (ETL0419AU)		7,992.13		13,389.86 DR
25/05/2022	Revaluation - 25/05/2022 @ \$25.630000 (System Price) - 1,046.000000 Units on hand (ANZ.AX)		2,539.92		15,929.78 DR
25/05/2022	Revaluation - 25/05/2022 @ \$1.437100 (Exit) - 14,364.000000 Units on hand (HOW3590AU)		4,043.50		19,973.28 DR
25/05/2022	Revaluation - 25/05/2022 @ \$35.070000 (System Price) - 567.000000 Units on hand (WOW.AX)		1,283.74		21,257.02 DR

## VSML Futures Super Fund

# General Ledger

As at 30 June 2022

Transaction Date	Description	Units	Debit	Credit	Balance \$
25/05/2022	Revaluation - 25/05/2022 @ \$0.500690 (Exit) - 18,528.000000 Units on hand (BGL0044AU)		2,747.97		24,004.99 DR
25/05/2022	Revaluation - 25/05/2022 @ \$3.930000 (System Price) - 5,342.000000 Units on hand (TLS.AX)			464.94	23,540.05 DR
25/05/2022	Revaluation - 25/05/2022 @ \$0.936260 (Exit) - 18,616.000000 Units on hand (BGL0105AU)			125.42	23,414.63 DR
25/05/2022	Revaluation - 25/05/2022 @ \$23.870000 (System Price) - 1,362.000000 Units on hand (WBC.AX)		1,865.50		25,280.13 DR
30/06/2022	Revaluation - 30/06/2022 @ \$10.710000 (System Price) - 1,271.000000 Units on hand (BXB.AX)		482.98		25,763.11 DR
30/06/2022	Revaluation - 30/06/2022 @ \$19.867900 (System Price) - 634.000000 Units on hand (FIL31.AX)			336.91	25,426.20 DR
30/06/2022	Revaluation - 30/06/2022 @ \$41.250000 (System Price) - 717.000000 Units on hand (BHP.AX)		1,269.09		26,695.29 DR
30/06/2022	Revaluation - 30/06/2022 @ \$0.796220 (Exit) - 11,898.000000 Units on hand (BGL0108AU)		887.11		27,582.40 DR
30/06/2022	Revaluation - 30/06/2022 @ \$1.031700 (Exit) - 23,376.000000 Units on hand (VAN0018AU)		1,222.56		28,804.96 DR
30/06/2022	Revaluation - 30/06/2022 @ \$31.840000 (System Price) - 637.000000 Units on hand (WDS.AX)			1,694.42	27,110.54 DR
30/06/2022	Revaluation - 30/06/2022 @ \$1.055000 (System Price) - 11,023.000000 Units on hand (GEM.AX)		1,047.18		28,157.72 DR
30/06/2022	Revaluation - 30/06/2022 @ \$90.380000 (System Price) - 350.000000 Units on hand (CBA.AX)		5,526.50		33,684.22 DR
30/06/2022	Revaluation - 30/06/2022 @ \$1.403300 (Exit) - 12,044.000000 Units on hand (LAZ0014AU)		991.22		34,675.44 DR
30/06/2022	Revaluation - 30/06/2022 @ \$18.040000 (System Price) - 1,777.000000 Units on hand (AMC.AX)		266.55		34,941.99 DR
30/06/2022	Revaluation - 30/06/2022 @ \$2.560000 (System Price) - 7,103.000000 Units on hand (LSF.AX)		2,059.87		37,001.86 DR
30/06/2022	Revaluation - 22/06/2022 @ \$3.840000 (System Price) - 7,513.000000 Units on hand (GLOB.AX)			18,467.92	18,533.94 DR
30/06/2022	Revaluation - 30/06/2022 @ \$41.910000 (System Price) - 407.000000 Units on hand (WES.AX)		2,002.44		20,536.38 DR
30/06/2022	Revaluation - 30/06/2022 @ \$30.690000 (System Price) - 764.000000 Units on hand (RMD.AX)			2,337.84	18,198.54 DR
30/06/2022	Revaluation - 30/06/2022 @ \$0.961410 (Exit) - 17,727.050200 Units on hand (BGL0106AU)		487.14		18,685.68 DR
30/06/2022	Revaluation - 30/06/2022 @ \$269.060000 (System Price) - 107.000000 Units on hand (CSL.AX)		485.78		19,171.46 DR
30/06/2022	Revaluation - 30/06/2022 @ \$1.009600 (Exit) - 18,288.000000 Units on hand (CSA0038AU)		462.69		19,634.15 DR
30/06/2022	Revaluation - 30/06/2022 @ \$164.510000 (System Price) - 86.000000 Units on hand (MQG.AX)		1,183.36		20,817.51 DR
30/06/2022	Revaluation - 30/06/2022 @ \$0.777700 (Exit) - 11,407.000000 Units on hand (BAR0001AU)		889.75		21,707.26 DR
30/06/2022	Revaluation - 30/06/2022 @ \$6.480000 (System Price) - 2,337.000000 Units on		560.88		22,268.14 DR

# VSML Futures Super Fund

## General Ledger

As at 30 June 2022

Transaction Date	Description	Units	Debit	Credit	Balance \$
	hand (AIA.AX)				
30/06/2022	Revaluation - 30/06/2022 @ \$10.980000 (System Price) - 1,492.000000 Units on hand (SUN.AX)		1,760.56		24,028.70 DR
30/06/2022	Revaluation - 30/06/2022 @ \$1.938900 (Exit) - 14,079.000000 Units on hand (MIA0001AU)		896.84		24,925.54 DR
30/06/2022	Revaluation - 24/05/2022 @ \$28.990000 (System Price) - 129.000000 Units on hand (WPL.AX)		115.33		25,040.87 DR
30/06/2022	Revaluation - 30/06/2022 @ \$1.379100 (Exit) - 13,046.253100 Units on hand (ETL0419AU)			576.65	24,464.22 DR
30/06/2022	Revaluation - 30/06/2022 @ \$22.030000 (System Price) - 1,046.000000 Units on hand (ANZ.AX)		3,765.60		28,229.82 DR
30/06/2022	Revaluation - 30/06/2022 @ \$545,000.000000 (Exit) - 1.000000 Units on hand (VSMLDUDLEY)			116,507.00	88,277.18 CR
30/06/2022	Revaluation - 30/06/2022 @ \$1.289400 (Exit) - 14,364.000000 Units on hand (HOW3590AU)		2,121.56		86,155.62 CR
30/06/2022	Revaluation - 30/06/2022 @ \$35.600000 (System Price) - 567.000000 Units on hand (WOW.AX)			300.51	86,456.13 CR
30/06/2022	Revaluation - 30/06/2022 @ \$0.475840 (Exit) - 18,528.000000 Units on hand (BGL0044AU)		460.42		85,995.71 CR
30/06/2022	Revaluation - 30/06/2022 @ \$3.850000 (System Price) - 5,342.000000 Units on hand (TLS.AX)		427.36		85,568.35 CR
30/06/2022	Revaluation - 30/06/2022 @ \$0.916920 (Exit) - 18,616.000000 Units on hand (BGL0105AU)		360.04		85,208.31 CR
30/06/2022	Revaluation - 30/06/2022 @ \$19.500000 (System Price) - 1,362.000000 Units on hand (WBC.AX)		5,951.94		79,256.37 CR
			<b>138,783.34</b>	<b>218,039.71</b>	<b>79,256.37 CR</b>

### Interest Received (25000)

VSML Futures Super Fund (SGP650482136)

31/07/2021	INTEREST ALLOWED FROM 01JUL21 TO 31JUL21			6.41	6.41 CR
31/08/2021	INTEREST ALLOWED FROM 01AUG21 TO 31AUG21			8.26	14.67 CR
30/09/2021	INTEREST ALLOWED FROM 01SEP21 TO 30SEP21			4.65	19.32 CR
31/10/2021	INTEREST ALLOWED FROM 01OCT21 TO 31OCT21			5.22	24.54 CR
30/11/2021	INTEREST ALLOWED FROM 01NOV21 TO 30NOV21			4.83	29.37 CR
31/12/2021	INTEREST ALLOWED FROM 01DEC21 TO 31DEC21			4.64	34.01 CR
31/01/2022	INTEREST ALLOWED FROM 01JAN22 TO 31JAN22			4.17	38.18 CR
28/02/2022	INTEREST ALLOWED FROM 01FEB22 TO 28FEB22			4.59	42.77 CR
31/03/2022	INTEREST ALLOWED FROM 01MAR22 TO 31MAR22			4.90	47.67 CR
30/04/2022	INTEREST ALLOWED FROM 01APR22 TO 30APR22			5.61	53.28 CR
31/05/2022	INTEREST ALLOWED FROM 01MAY22 TO 31MAY22			6.39	59.67 CR
30/06/2022	INTEREST ALLOWED FROM 01JUN22 TO 30JUN22			8.09	67.76 CR
				<b>67.76</b>	<b>67.76 CR</b>

### Other Investment Income (26500)

# VSML Futures Super Fund

## General Ledger

As at 30 June 2022

Transaction Date	Description	Units	Debit	Credit	Balance \$
<b>Fee Rebates - Asgard (000011)</b>					
16/07/2021	1081438 AdviceFee Refund			4,472.16	4,472.16 CR
11/03/2022	1081438 AdviceFee Refund			1,995.81	6,467.97 CR
				<b>6,467.97</b>	<b>6,467.97 CR</b>
<b>VSML Futures Super Fund (SGP650482136)</b>					
05/01/2022	BT CorpActions Rem Westpac Banking			759.57	759.57 CR
				<b>759.57</b>	<b>759.57 CR</b>
<b>Property Income (28000)</b>					
<u>4/14 Dudley Street, Annerley QLD (VSMLDUDLEY)</u>					
09/07/2021	Bees Nees REMITTER			565.86	565.86 CR
23/07/2021	Bees Nees REMITTER			227.44	793.30 CR
06/08/2021	Bees Nees REMITTER			724.10	1,517.40 CR
20/08/2021	Unit 4/ 14 Dudley REMITTER			256.54	1,773.94 CR
17/09/2021	Unit 4 / 14 Dudley REMITTER			703.94	2,477.88 CR
01/10/2021	Unit 4/ 14 Dudley REMITTER			733.22	3,211.10 CR
14/10/2021	Unit 4 / 14 Dudley REMITTER			251.72	3,462.82 CR
28/10/2021	Unit 4/ 14 Dudley REMITTER			725.98	4,188.80 CR
12/11/2021	Unit 4 / 14 Dudley REMITTER			738.72	4,927.52 CR
10/12/2021	Unit 4, / 14 Dudley REMITTER			344.70	5,272.22 CR
17/12/2021	Unit 4/14 Dudley REMITTER			32.08	5,304.30 CR
24/12/2021	Unit 4 / 14 Dudley REMITTER			694.73	5,999.03 CR
07/01/2022	Unit 4 / 14 Dudley REMITTER			34.22	6,033.25 CR
21/01/2022	Unit 4 / 14 Dudley REMITTER			352.31	6,385.56 CR
04/02/2022	Unit 4 / 14 Dudley REMITTER			224.65	6,610.21 CR
18/02/2022	Unit 4 / 14 Dudley REMITTER			738.72	7,348.93 CR
18/03/2022	Unit 4/ 14 Dudley REMITTER			343.93	7,692.86 CR
25/03/2022	Unit 4 / 14 Dudley REMITTER			90.30	7,783.16 CR
01/04/2022	Unit 4 / 14 Dudley REMITTER			733.22	8,516.38 CR
22/04/2022	Unit 4 / 14 Dudley REMITTER			738.72	9,255.10 CR
29/04/2022	Unit 4 / 14 Dudley REMITTER			733.22	9,988.32 CR
13/05/2022	Unit 4 / 14 Dudley REMITTER			219.30	10,207.62 CR
01/06/2022	Unit 4/ 14 Dudley REMITTER			0.34	10,207.96 CR
10/06/2022	Unit 4 / 14 Dudley REMITTER			502.22	10,710.18 CR
24/06/2022	Unit 4 / 14 Dudley REMITTER			51.57	10,761.75 CR
30/06/2022	Gross up Rental Income - Expenses paid by Real Estate			11,041.87	21,803.62 CR
				<b>21,803.62</b>	<b>21,803.62 CR</b>
<b>Accountancy Fees (30100)</b>					
<u>Accountancy Fees (30100)</u>					
08/12/2021	INTERNET WITHDRAWAL VSML 209385		240.00		240.00 DR
22/12/2021	INTERNET WITHDRAWAL VSML tax return		2,970.00		3,210.00 DR
16/05/2022	INTERNET WITHDRAWAL Payment annual secretar 174344378		240.00		3,450.00 DR
			<b>3,450.00</b>		<b>3,450.00 DR</b>
<b>ATO Supervisory Levy (30400)</b>					
<u>ATO Supervisory Levy (30400)</u>					

# VSML Futures Super Fund

## General Ledger

As at 30 June 2022

Transaction Date	Description	Units	Debit	Credit	Balance \$
03/02/2022	ATO004000015741348 ATO		259.00		259.00 DR
			<b>259.00</b>		<b>259.00 DR</b>
<b>Auditor's Remuneration (30700)</b>					
<u>Auditor's Remuneration (30700)</u>					
15/03/2022	INTERNET WITHDRAWAL VSML SMSF audit		385.00		385.00 DR
			<b>385.00</b>		<b>385.00 DR</b>
<b>ASIC Fees (30800)</b>					
<u>ASIC Fees (30800)</u>					
08/12/2021	BPAY 2296030903399 ASIC		276.00		276.00 DR
16/05/2022	BPAY 2291694621593 ASIC		56.00		332.00 DR
			<b>332.00</b>		<b>332.00 DR</b>
<b>Bank Charges (31500)</b>					
<u>Bank Charges (31500)</u>					
30/07/2021	Loan Service Fee		8.00		8.00 DR
31/08/2021	Loan Service Fee		8.00		16.00 DR
30/09/2021	Loan Service Fee		8.00		24.00 DR
29/10/2021	Loan Service Fee		8.00		32.00 DR
30/11/2021	Loan Service Fee		8.00		40.00 DR
31/12/2021	Loan Service Fee		8.00		48.00 DR
31/01/2022	Loan Service Fee		8.00		56.00 DR
28/02/2022	Loan Service Fee		8.00		64.00 DR
31/03/2022	Loan Service Fee		8.00		72.00 DR
29/04/2022	Loan Service Fee		8.00		80.00 DR
31/05/2022	Loan Service Fee		8.00		88.00 DR
30/06/2022	Loan Service Fee		8.00		96.00 DR
			<b>96.00</b>		<b>96.00 DR</b>
<b>Depreciation (33400)</b>					
<u>4/14 Dudley Street, Annerley QLD (VSMLDUDLEY)</u>					
30/06/2022	2022 Depreciation - LVP		297.00		297.00 DR
30/06/2022	2022 Depreciation - Div 43		6,198.00		6,495.00 DR
30/06/2022	2022 Depreciation - F & F		711.00		7,206.00 DR
			<b>7,206.00</b>		<b>7,206.00 DR</b>
<b>Investment expenses (37500)</b>					
<u>Asgard (VSMLASGARD)</u>					
13/07/2021	168959433 Adviser Fee		440.00		440.00 DR
13/07/2021	168959434 Admin Fee		134.18		574.18 DR
10/08/2021	169734647 Admin Fee		137.73		711.91 DR
18/08/2021	Adviser Fee 169906097		440.00		1,151.91 DR
26/08/2021	170032538 Reg Change Levy		21.34		1,173.25 DR
08/09/2021	170267690 Adviser Fee		440.00		1,613.25 DR
08/09/2021	170267691 Admin Fee		140.59		1,753.84 DR
12/10/2021	170835710 Adviser Fee		440.00		2,193.84 DR
12/10/2021	170835711 Admin Fee		137.36		2,331.20 DR
09/11/2021	171394489 Admin Fee		141.98		2,473.18 DR
09/11/2021	171394488 Adviser Fee		440.00		2,913.18 DR

# VSML Futures Super Fund

## General Ledger

As at 30 June 2022

Transaction Date	Description	Units	Debit	Credit	Balance \$
09/12/2021	171805806 Adviser Fee		440.00		3,353.18 DR
09/12/2021	171805807 Admin Fee		139.53		3,492.71 DR
11/01/2022	172222147 Adviser Fee		440.00		3,932.71 DR
11/01/2022	172222148 Admin Fee		142.40		4,075.11 DR
08/02/2022	172761518 Adviser Fee		440.00		4,515.11 DR
08/02/2022	172761519 Admin Fee		142.16		4,657.27 DR
08/03/2022	173221718 Adviser Fee		440.00		5,097.27 DR
08/03/2022	173221719 Admin Fee		125.60		5,222.87 DR
12/04/2022	173770607 Admin Fee		137.28		5,360.15 DR
12/04/2022	173770606 Adviser Fee		440.00		5,800.15 DR
10/05/2022	174261934 Adviser Fee		440.00		6,240.15 DR
10/05/2022	174261935 Admin Fee		134.36		6,374.51 DR
09/06/2022	174651257 Admin Fee		135.02		6,509.53 DR
09/06/2022	BALANCE BROUGHT FORWARD 174651256 Adviser Fee		440.00		6,949.53 DR
			<b>6,949.53</b>		<b>6,949.53 DR</b>
<b>Pensions Paid (41600)</b>					
<u>(Pensions Paid) Parker, Stephen - Pension (Transition to Retirement Pension) (PARSTE00002P)</u>					
29/03/2022	173560445 1081438 WITHD RA TRN:03608889		7,930.00		7,930.00 DR
			<b>7,930.00</b>		<b>7,930.00 DR</b>
<b>Property Expenses - Agents Management Fees (41930)</b>					
<u>4/14 Dudley Street, Annerley QLD (VSMLDUDLEY)</u>					
30/06/2022	Gross up Rental Income - Expenses paid by Real Estate		1,850.67		1,850.67 DR
30/06/2022	Gross up Rental Income - Expenses paid by Real Estate		236.50		2,087.17 DR
			<b>2,087.17</b>		<b>2,087.17 DR</b>
<b>Property Expenses - Council Rates &amp; Taxes (41960)</b>					
<u>Electricity 4/14 Dudley Street, Annerley QLD (4/14 Dudley St)</u>					
30/06/2022	Gross up Rental Income - Expenses paid by Real Estate		1,721.60		1,721.60 DR
			<b>1,721.60</b>		<b>1,721.60 DR</b>
<b>Property Expenses - Gas (41975)</b>					
<u>VSMLDUDLEY (1206HAM)</u>					
30/06/2022	Gross up Rental Income - Expenses paid by Real Estate		830.73		830.73 DR
			<b>830.73</b>		<b>830.73 DR</b>
<b>Property Expenses - Insurance Premium (41980)</b>					
<u>4/14 Dudley Street, Annerley QLD (VSMLDUDLEY)</u>					
22/04/2022	BPAY 15344110442543 AAMI		233.63		233.63 DR
			<b>233.63</b>		<b>233.63 DR</b>
<b>Property Expenses - Interest on Loans (42010)</b>					
<u>4/14 Dudley Street, Annerley QLD (VSMLDUDLEY)</u>					
30/07/2021	Debit Interest This Financial Year To Date \$1,175.75 Interest Charged		1,175.75		1,175.75 DR
31/08/2021	Debit Interest This Financial Year To Date \$2,426.73 Interest Charged		1,250.98		2,426.73 DR
30/09/2021	Debit Interest This Financial Year To Date \$3,597.58 Interest Charged		1,170.85		3,597.58 DR

# VSML Futures Super Fund

## General Ledger

As at 30 June 2022

Transaction Date	Description	Units	Debit	Credit	Balance \$
29/10/2021	Debit Interest This Financial Year To Date \$4,727.51 Interest Charged		1,129.93		4,727.51 DR
30/11/2021	Debit Interest This Financial Year To Date \$5,971.24 Interest Charged		1,243.73		5,971.24 DR
31/12/2021	Debit Interest This Financial Year To Date \$7,173.66 Interest Charged		1,202.42		7,173.66 DR
31/01/2022	Debit Interest This Financial Year To Date \$8,373.74 Interest Charged		1,200.08		8,373.74 DR
28/02/2022	Debit Interest This Financial Year To Date \$9,456.09 Interest Charged		1,082.35		9,456.09 DR
31/03/2022	Debit Interest This Financial Year To Date \$10,651.00 Interest Charged		1,194.91		10,651.00 DR
29/04/2022	Debit Interest This Financial Year To Date \$11,767.42 Interest Charged		1,116.42		11,767.42 DR
31/05/2022	Debit Interest This Financial Year To Date \$12,995.71 Interest.Charged		1,228.29		12,995.71 DR
30/06/2022	Debit Interest This Financial Year To Date \$14,145.19 Interest Charged		1,149.48		14,145.19 DR
			<b>14,145.19</b>		<b>14,145.19 DR</b>
<b>Property Expenses - Pest Control (42040)</b>					
<u>4/14 Dudley Street, Annerley QLD (VSMLDUDLEY)</u>					
30/06/2022	Gross up Rental Income - Expenses paid by Real Estate		180.00		180.00 DR
			<b>180.00</b>		<b>180.00 DR</b>
<b>Property Expenses - Repairs Maintenance (42060)</b>					
<u>4/14 Dudley Street, Annerley QLD (VSMLDUDLEY)</u>					
30/06/2022	Gross up Rental Income - Expenses paid by Real Estate		343.72		343.72 DR
			<b>343.72</b>		<b>343.72 DR</b>
<b>Property Expenses - Stationery, Phone and Postage (42090)</b>					
<u>4/14 Dudley Street, Annerley QLD (VSMLDUDLEY)</u>					
30/06/2022	Gross up Rental Income - Expenses paid by Real Estate		66.00		66.00 DR
			<b>66.00</b>		<b>66.00 DR</b>
<b>Property Expenses - Strata Levy Fees (42100)</b>					
<u>4/14 Dudley Street, Annerley QLD (VSMLDUDLEY)</u>					
31/05/2022	INTERNET WITHDRAWAL 4 14 Dudley		48.00		48.00 DR
30/06/2022	Gross up Rental Income - Expenses paid by Real Estate		3,114.23		3,162.23 DR
			<b>3,162.23</b>		<b>3,162.23 DR</b>
<b>Property Expenses - Sundry Expenses (42110)</b>					
<u>4/14 Dudley Street, Annerley QLD (VSMLDUDLEY)</u>					
30/06/2022	Gross up Rental Income - Expenses paid by Real Estate		458.70		458.70 DR
			<b>458.70</b>		<b>458.70 DR</b>
<b>Property Expenses - Water Rates (42150)</b>					
<u>4/14 Dudley Street, Annerley QLD (VSMLDUDLEY)</u>					
30/06/2022	Gross up Rental Income - Expenses paid by Real Estate		1,540.72		1,540.72 DR
			<b>1,540.72</b>		<b>1,540.72 DR</b>
<b>Income Tax Expense (48500)</b>					
<u>Income Tax Expense (48500)</u>					
30/06/2022	Create Entries - Franking Credits Adjustment - 30/06/2022			7,653.20	7,653.20 CR
30/06/2022	Create Entries - Foreign Credits			260.78	7,913.98 CR



# VSML Futures Super Fund

## General Ledger

As at 30 June 2022

Transaction Date	Description	Units	Debit	Credit	Balance \$
	Adjustment - 30/06/2022				
30/06/2022	Create Entries - Income Tax Expense - 30/06/2022		8,116.35		202.37 DR
			<b>8,116.35</b>	<b>7,913.98</b>	<b>202.37 DR</b>
<b>Profit/Loss Allocation Account (49000)</b>					
<u>Profit/Loss Allocation Account (49000)</u>					
29/03/2022	System Member Journals			7,930.00	7,930.00 CR
06/04/2022	System Member Journals		6,740.50		1,189.50 CR
25/05/2022	Profit/Loss Allocation - 25/05/2022			253.45	1,442.95 CR
25/05/2022	Profit/Loss Allocation - 25/05/2022			8,008.26	9,451.21 CR
25/05/2022	Profit/Loss Allocation - 25/05/2022			8,195.87	17,647.08 CR
30/06/2022	Create Entries - Profit/Loss Allocation - 30/06/2022		1,137.97		16,509.11 CR
30/06/2022	Create Entries - Profit/Loss Allocation - 30/06/2022		59,558.71		43,049.60 DR
30/06/2022	Create Entries - Profit/Loss Allocation - 30/06/2022		57,429.24		100,478.84 DR
30/06/2022	Create Entries - Income Tax Expense Allocation - 30/06/2022			60.26	100,418.58 DR
30/06/2022	Create Entries - Income Tax Expense Allocation - 30/06/2022			3,499.45	96,919.13 DR
30/06/2022	Create Entries - Income Tax Expense Allocation - 30/06/2022			3,367.14	93,551.99 DR
			<b>124,866.42</b>	<b>31,314.43</b>	<b>93,551.99 DR</b>
<b>Opening Balance (50010)</b>					
<u>(Opening Balance) De Carne, Veronique - Accumulation (DE VER00001A)</u>					
01/07/2021	Opening Balance				288,212.49 CR
01/07/2021	Close Period Journal			91,391.80	379,604.29 CR
				<b>91,391.80</b>	<b>379,604.29 CR</b>
<u>(Opening Balance) Parker, Stephen - Accumulation (PARSTE00001A)</u>					
01/07/2021	Close Period Journal			5,234.86	5,234.86 CR
				<b>5,234.86</b>	<b>5,234.86 CR</b>
<u>(Opening Balance) Parker, Stephen - Pension (Transition to Retirement Pension) (PARSTE00002P)</u>					
01/07/2021	Opening Balance				305,716.96 CR
01/07/2021	Close Period Journal			90,776.42	396,493.38 CR
				<b>90,776.42</b>	<b>396,493.38 CR</b>
<b>Contributions (52420)</b>					
<u>(Contributions) Parker, Stephen - Accumulation (PARSTE00001A)</u>					
01/07/2021	Opening Balance				6,114.34 CR
01/07/2021	Close Period Journal		6,114.34		0.00 DR
06/04/2022	System Member Journals			7,930.00	7,930.00 CR
			<b>6,114.34</b>	<b>7,930.00</b>	<b>7,930.00 CR</b>
<b>Share of Profit/(Loss) (53100)</b>					
<u>(Share of Profit/(Loss)) De Carne, Veronique - Accumulation (DE VER00001A)</u>					
01/07/2021	Opening Balance				91,065.22 CR
01/07/2021	Close Period Journal		91,065.22		0.00 DR
25/05/2022	Profit/Loss Allocation - 25/05/2022		8,008.26		8,008.26 DR
30/06/2022	Create Entries - Profit/Loss Allocation - 30/06/2022			57,429.24	49,420.98 CR
			<b>99,073.48</b>	<b>57,429.24</b>	<b>49,420.98 CR</b>

# VSML Futures Super Fund

## General Ledger

As at 30 June 2022

Transaction Date	Description	Units	Debit	Credit	Balance \$
<u>(Share of Profit/(Loss)) Parker, Stephen - Accumulation (PARSTE00001A)</u>					
01/07/2021	Opening Balance				37.53 CR
01/07/2021	Close Period Journal		37.53		0.00 DR
25/05/2022	Profit/Loss Allocation - 25/05/2022		253.45		253.45 DR
30/06/2022	Create Entries - Profit/Loss Allocation - 30/06/2022			1,137.97	884.52 CR
			<b>290.98</b>	<b>1,137.97</b>	<b>884.52 CR</b>
<u>(Share of Profit/(Loss)) Parker, Stephen - Pension (Transition to Retirement Pension) (PARSTE00002P)</u>					
01/07/2021	Opening Balance				96,544.53 CR
01/07/2021	Close Period Journal		96,544.53		0.00 DR
25/05/2022	Profit/Loss Allocation - 25/05/2022		8,195.87		8,195.87 DR
30/06/2022	Create Entries - Profit/Loss Allocation - 30/06/2022			59,558.71	51,362.84 CR
			<b>104,740.40</b>	<b>59,558.71</b>	<b>51,362.84 CR</b>
<b>Income Tax (53330)</b>					
<u>(Income Tax) De Carne, Veronique - Accumulation (DE VER00001A)</u>					
01/07/2021	Opening Balance				326.58 CR
01/07/2021	Close Period Journal		326.58		0.00 DR
30/06/2022	Create Entries - Income Tax Expense Allocation - 30/06/2022		3,367.14		3,367.14 DR
			<b>3,693.72</b>		<b>3,367.14 DR</b>
<u>(Income Tax) Parker, Stephen - Accumulation (PARSTE00001A)</u>					
01/07/2021	Opening Balance				0.14 CR
01/07/2021	Close Period Journal		0.14		0.00 DR
30/06/2022	Create Entries - Income Tax Expense Allocation - 30/06/2022		60.26		60.26 DR
			<b>60.40</b>		<b>60.26 DR</b>
<u>(Income Tax) Parker, Stephen - Pension (Transition to Retirement Pension) (PARSTE00002P)</u>					
01/07/2021	Opening Balance				346.23 CR
01/07/2021	Close Period Journal		346.23		0.00 DR
30/06/2022	Create Entries - Income Tax Expense Allocation - 30/06/2022		3,499.45		3,499.45 DR
			<b>3,845.68</b>		<b>3,499.45 DR</b>
<b>Contributions Tax (53800)</b>					
<u>(Contributions Tax) Parker, Stephen - Accumulation (PARSTE00001A)</u>					
01/07/2021	Opening Balance				917.15 DR
01/07/2021	Close Period Journal			917.15	0.00 DR
06/04/2022	System Member Journals		1,189.50		1,189.50 DR
			<b>1,189.50</b>	<b>917.15</b>	<b>1,189.50 DR</b>
<b>Pensions Paid (54160)</b>					
<u>(Pensions Paid) Parker, Stephen - Pension (Transition to Retirement Pension) (PARSTE00002P)</u>					
01/07/2021	Opening Balance				6,114.34 DR
01/07/2021	Close Period Journal			6,114.34	0.00 DR
29/03/2022	System Member Journals		7,930.00		7,930.00 DR
			<b>7,930.00</b>	<b>6,114.34</b>	<b>7,930.00 DR</b>
<b>Bank Accounts (60400)</b>					
<u>VSML Futures Super Fund (SGP650482136)</u>					
01/07/2021	Opening Balance				17,169.90 DR

# VSML Futures Super Fund

## General Ledger

As at 30 June 2022

Transaction Date	Description	Units	Debit	Credit	Balance \$
01/07/2021	A071/00676204 ANZ DIVIDEND [System Matched Income Data]		525.00		17,694.90 DR
02/07/2021	S00065372380 ARISTOCRAT DIV [System Matched Income Data]		61.80		17,756.70 DR
02/07/2021	DV221/01103611 NAB INTERIM DIV [System Matched Income Data]		251.40		18,008.10 DR
02/07/2021	001261064544 MQG FNL DIV [System Matched Income Data]		288.10		18,296.20 DR
09/07/2021	Bees Nees REMITTER		565.86		18,862.06 DR
13/07/2021	168959434 Admin Fee			134.18	18,727.88 DR
13/07/2021	168959433 Adviser Fee			440.00	18,287.88 DR
15/07/2021	169103903 Distribution		1,457.21		19,745.09 DR
15/07/2021	169102797 Distribution		1,964.34		21,709.43 DR
16/07/2021	169154278 Distribution		175.98		21,885.41 DR
16/07/2021	169150031 Distribution		1,837.74		23,723.15 DR
16/07/2021	1081438 AdviceFee Refund		4,472.16		28,195.31 DR
20/07/2021	169248554 Distribution		23.61		28,218.92 DR
21/07/2021	169303731 Distribution		383.65		28,602.57 DR
22/07/2021	169350857 Distribution		201.89		28,804.46 DR
23/07/2021	Bees Nees REMITTER		227.44		29,031.90 DR
23/07/2021	169403523 Distribution		2,011.21		31,043.11 DR
23/07/2021	BALANCE BROUGHT FORWARD LOAN INSTALMENT TO A/C 733740102			1,798.06	29,245.05 DR
28/07/2021	169486052 Distribution		2,255.22		31,500.27 DR
31/07/2021	INTEREST ALLOWED FROM 01JUL21 TO 31JUL21		6.41		31,506.68 DR
02/08/2021	169538043 Distribution		29.83		31,536.51 DR
06/08/2021	Bees Nees REMITTER		724.10		32,260.61 DR
10/08/2021	169734647 Admin Fee			137.73	32,122.88 DR
18/08/2021	Adviser Fee 169906097			440.00	31,682.88 DR
18/08/2021	Distribution		40.69		31,723.57 DR
20/08/2021	Unit 4/ 14 Dudley REMITTER		256.54		31,980.11 DR
24/08/2021	Loan Instalment Parker From A/C 65-048-2136 [LOAN INSTALMENT TO A/C 733740102]			1,798.06	30,182.05 DR
25/08/2021	AUG21/00825491 JHG DIVIDEND [System Matched Income Data]		118.43		30,300.48 DR
26/08/2021	170032538 Reg Change Levy			21.34	30,279.14 DR
31/08/2021	INTEREST ALLOWED FROM 01AUG21 TO 31AUG21		8.26		30,287.40 DR
08/09/2021	170267691 Admin Fee			140.59	30,146.81 DR
08/09/2021	170267690 Adviser Fee			440.00	29,706.81 DR
09/09/2021	170356654 1081438 CASHT RF TRN:03491919			2,932.00	26,774.81 DR
09/09/2021	170356652 1081438 CASHT RF TRN:03491918			3,017.00	23,757.81 DR
09/09/2021	170356650 1081438 CASHT RF TRN:03491917			19,153.00	4,604.81 DR
10/09/2021	BALANCE BROUGHT FORWARD 170354022 Distribution		40.49		4,645.30 DR
16/09/2021	Investment Trans 170356646		8,653.00		13,298.30 DR
16/09/2021	Investment Trans		16,899.55		30,197.85 DR
17/09/2021	Unit 4 / 14 Dudley REMITTER		703.94		30,901.79 DR
17/09/2021	170460411 1081438 CASHT RF TRN:03495432			15,322.00	15,579.79 DR
21/09/2021	AF384/01124985 BHP GROUP DIV [System Matched Income Data]		2,821.17		18,400.96 DR

# VSML Futures Super Fund

## General Ledger

As at 30 June 2022

Transaction Date	Description	Units	Debit	Credit	Balance \$
22/09/2021	001263031329 SUN FNL&SPC DIV [System Matched Income Data]		206.88		18,607.84 DR
23/09/2021	SEP21/00828801 RESMED DIVIDEND		21.47		18,629.31 DR
23/09/2021	S00065372380 AMPOLLTD [System Matched Income Data]		135.72		18,765.03 DR
23/09/2021	001265035767 TLS FNL DIV [System Matched Income Data]		230.56		18,995.59 DR
24/09/2021	FPA21/00846607 QBE DIVIDEND [System Matched Income Data]		127.71		19,123.30 DR
24/09/2021	INT21/00620661 WOODSIDE [System Matched Income Data]		208.86		19,332.16 DR
24/09/2021	Loan Instalment Parker From A/C 65-048-2136 [LOAN INSTALMENT TO A/C 733740102]			1,798.06	17,534.10 DR
28/09/2021	SEP21/00863847 AMCOR PLC DIV [System Matched Income Data]		135.25		17,669.35 DR
29/09/2021	001263544834 CBA FNL DIV [System Matched Income Data]		764.00		18,433.35 DR
30/09/2021	S00065372380 RHC Dividend [System Matched Income Data]		116.39		18,549.74 DR
30/09/2021	SEP21/00978967 MEDIBANK DIV 7 [System Matched Income Data]		55.20		18,604.94 DR
30/09/2021	AUD21/01018949 CSL LTD DIVIDEND [System Matched Income Data]		144.66		18,749.60 DR
30/09/2021	INTEREST ALLOWED FROM 01SEP21 TO 30SEP21		4.65		18,754.25 DR
01/10/2021	Unit 4/ 14 Dudley REMITTER		733.22		19,487.47 DR
01/10/2021	001267918424 LSF DIVIDEND [System Matched Income Data]		525.00		20,012.47 DR
07/10/2021	FIN21/01061579 WESFARMERS LTD [System Matched Income Data]		225.00		20,237.47 DR
12/10/2021	170835711 Admin Fee			137.36	20,100.11 DR
12/10/2021	170835710 Adviser Fee			440.00	19,660.11 DR
14/10/2021	170952183 Distribution		323.81		19,983.92 DR
14/10/2021	Unit 4 / 14 Dudley REMITTER		251.72		20,235.64 DR
18/10/2021	171014423 Distribution		47.82		20,283.46 DR
25/10/2021	Loan Instalment Parker From A/C 65-048-2136 [LOAN INSTALMENT TO A/C 733740102]			1,798.06	18,485.40 DR
28/10/2021	171205397 Distribution		42.79		18,528.19 DR
28/10/2021	Unit 4/ 14 Dudley REMITTER		725.98		19,254.17 DR
31/10/2021	INTEREST ALLOWED FROM 01OCT21 TO 31OCT21		5.22		19,259.39 DR
09/11/2021	171394489 Admin Fee			141.98	19,117.41 DR
09/11/2021	171394488 Adviser Fee			440.00	18,677.41 DR
12/11/2021	Unit 4 / 14 Dudley REMITTER		738.72		19,416.13 DR
19/11/2021	S00065372380 Aristocrat Right		99.75		19,515.88 DR
23/11/2021	171615370 Distribution		47.94		19,563.82 DR
24/11/2021	NOV21/00824546 JHG DIVIDEND [System Matched Income Data]		118.57		19,682.39 DR
24/11/2021	Loan Instalment Parker From A/C 65-048-2136 [LOAN INSTALMENT TO A/C 733740102]			1,798.06	17,884.33 DR
30/11/2021	INTEREST ALLOWED FROM 01NOV21 TO 30NOV21		4.83		17,889.16 DR
02/12/2021	RCA21/01171609 WESFARMERS LTD [Return of Capital: \$2 per unit]		500.00		18,389.16 DR
08/12/2021	BPAY 2296030903399 ASIC			276.00	18,113.16 DR
08/12/2021	INTERNET WITHDRAWAL VSML 209385			240.00	17,873.16 DR
09/12/2021	171805807 Admin Fee			139.53	17,733.63 DR
09/12/2021	171805806 Adviser Fee			440.00	17,293.63 DR

# VSML Futures Super Fund

## General Ledger

As at 30 June 2022

Transaction Date	Description	Units	Debit	Credit	Balance \$
10/12/2021	Unit 4, / 14 Dudley REMITTER		344.70		17,638.33 DR
14/12/2021	DEC21/00863757 AMCOR PLC DIV [System Matched Income Data]		135.92		17,774.25 DR
14/12/2021	001269903585 MQG ITM DIV [System Matched Income Data]		233.92		18,008.17 DR
15/12/2021	DV222/00591620 NAB FINAL DIV [System Matched Income Data]		280.73		18,288.90 DR
16/12/2021	171953149 Distribution		47.89		18,336.79 DR
16/12/2021	DEC21/00828752 RESMED DIVIDEND		21.04		18,357.83 DR
16/12/2021	A072/00667253 ANZ DIVIDEND [System Matched Income Data]		540.00		18,897.83 DR
17/12/2021	Unit 4/14 Dudley REMITTER		32.08		18,929.91 DR
17/12/2021	S00065372380 ARISTOCRAT DIV [System Matched Income Data]		107.12		19,037.03 DR
17/12/2021	DEC21/00812906 JAMES HARDIE IND		372.41		19,409.44 DR
17/12/2021	BALANCE BROUGHT FORWARD 001269380241 WBC DIVIDEND		468.60		19,878.04 DR
22/12/2021	INTERNET WITHDRAWAL VSML tax return			2,970.00	16,908.04 DR
24/12/2021	Unit 4 / 14 Dudley REMITTER		694.73		17,602.77 DR
24/12/2021	Loan Instalment Parker From A/C 65-048-2136 [LOAN INSTALMENT TO A/C 733740102]			1,798.06	15,804.71 DR
31/12/2021	INTEREST ALLOWED FROM 01DEC21 TO 31DEC21		4.64		15,809.35 DR
05/01/2022	BT CorpActions Rem Westpac Banking		759.57		16,568.92 DR
07/01/2022	Unit 4 / 14 Dudley REMITTER		34.22		16,603.14 DR
11/01/2022	172222148 Admin Fee			142.40	16,460.74 DR
11/01/2022	172222147 Adviser Fee			440.00	16,020.74 DR
14/01/2022	172357628 Distribution		47.67		16,068.41 DR
14/01/2022	172372159 Distribution		76.43		16,144.84 DR
21/01/2022	Unit 4 / 14 Dudley REMITTER		352.31		16,497.15 DR
24/01/2022	172576569 Distribution		1.95		16,499.10 DR
24/01/2022	Loan Instalment Parker From A/C 65-048-2136 [LOAN INSTALMENT TO A/C 733740102]			1,798.06	14,701.04 DR
25/01/2022	172610180 Distribution		47.75		14,748.79 DR
31/01/2022	INTEREST ALLOWED FROM 01JAN22 TO 31JAN22		4.17		14,752.96 DR
03/02/2022	ATO004000015741348 ATO		2,642.32		17,395.28 DR
04/02/2022	Unit 4 / 14 Dudley REMITTER		224.65		17,619.93 DR
08/02/2022	172761519 Admin Fee			142.16	17,477.77 DR
08/02/2022	172761518 Adviser Fee			440.00	17,037.77 DR
11/02/2022	172885752 Distribution		47.88		17,085.65 DR
14/02/2022	001271361121 BLD DIV [System Matched Income Data]		82.74		17,168.39 DR
14/02/2022	001271412932 BLD CAP RTN [Return of Capital: \$2.65 per unit]		3,132.30		20,300.69 DR
17/02/2022	172872368 Investment Trans		29,293.54		49,594.23 DR
18/02/2022	Unit 4 / 14 Dudley REMITTER		738.72		50,332.95 DR
18/02/2022	172995000 1081438 CASHT RF TRN:03588923			30,346.21	19,986.74 DR
24/02/2022	LOAN INSTALMENT TO A/C 733740102			1,798.06	18,188.68 DR
28/02/2022	FEB22/00823966 JHG DIVIDEND [System Matched Income Data]		122.59		18,311.27 DR
28/02/2022	INTEREST ALLOWED FROM 01FEB22 TO 28FEB22		4.59		18,315.86 DR
08/03/2022	173221719 Admin Fee			125.60	18,190.26 DR

**VSML Futures Super Fund**

**General Ledger**

As at 30 June 2022

Transaction Date	Description	Units	Debit	Credit	Balance \$
08/03/2022	173221718 Adviser Fee			440.00	17,750.26 DR
11/03/2022	1081438 AdviceFee Refund		1,995.81		19,746.07 DR
15/03/2022	MAR22/00862956 AMCOR PLC DIV [System Matched Income Data]		143.06		19,889.13 DR
15/03/2022	INTERNET WITHDRAWAL VSML SMSF audit			385.00	19,504.13 DR
17/03/2022	MAR22/00828491 RESMED DIVIDEND [System Matched Income Data]		21.42		19,525.55 DR
18/03/2022	173408924 Distribution		48.09		19,573.64 DR
18/03/2022	Unit 4/ 14 Dudley REMITTER		343.93		19,917.57 DR
23/03/2022	FIN21/00620893 WOODSIDE [System Matched Income Data]		743.94		20,661.51 DR
24/03/2022	MAR22/00975859 MEDIBANK DIV [System Matched Income Data]		48.80		20,710.31 DR
24/03/2022	Loan Instalment Parker From A/C 65-048-2136 [LOAN INSTALMENT TO A/C 733740102]			1,798.06	18,912.25 DR
25/03/2022	Unit 4 / 14 Dudley REMITTER		90.30		19,002.55 DR
28/03/2022	AI385/00423741 BHP GROUP DIV [System Matched Income Data]		2,161.70		21,164.25 DR
29/03/2022	173560445 1081438 WITHD RA TRN:03608889			7,930.00	13,234.25 DR
30/03/2022	INT22/01063062 WESFARMERS LTD [System Matched Income Data]		200.00		13,434.25 DR
30/03/2022	001272268216 CBA ITM DIV [System Matched Income Data]		668.50		14,102.75 DR
31/03/2022	S00065372380 RHC Dividend [System Matched Income Data]		54.81		14,157.56 DR
31/03/2022	S00065372380 AMPOL LTD [System Matched Income Data]		107.01		14,264.57 DR
31/03/2022	INTEREST ALLOWED FROM 01MAR22 TO 31MAR22		4.90		14,269.47 DR
01/04/2022	Unit 4 / 14 Dudley REMITTER		733.22		15,002.69 DR
01/04/2022	001271693593 SUN INTERIM DIV [System Matched Income Data]		99.13		15,101.82 DR
01/04/2022	001274863632 TLS ITM DIV [System Matched Income Data]		230.56		15,332.38 DR
01/04/2022	001276295934 LSF ITM DIV [System Matched Income Data]		700.00		16,032.38 DR
04/04/2022	173682948 1689545 TRNFO UT TRN:03614620		2,483.00		18,515.38 DR
04/04/2022	173683001 1689545 TRNFO UT TRN:03614624		3,395.48		21,910.86 DR
04/04/2022	173682963 1689545 TRNFO UT TRN:03614599		4,141.55		26,052.41 DR
04/04/2022	173682940 1689545 TRNFO UT TRN:03614674		7,301.92		33,354.33 DR
04/04/2022	173682997 1689545 TRNFO UT TRN:03614633		7,982.48		41,336.81 DR
04/04/2022	173682992 1689545 TRNFO UT TRN:03614627		10,871.24		52,208.05 DR
04/04/2022	BALANCE BROUGHT FORWARD 173682939 1689545 TRNFO UT TRN:03614669		13,471.63		65,679.68 DR
04/04/2022	173682969 1689545 TRNFO UT TRN:03614594		13,571.55		79,251.23 DR
04/04/2022	173682901 1689545 TRNFI N TRN:03614700			16,826.26	62,424.97 DR
04/04/2022	173682952 1689545 TRNFI N TRN:03614608			21,168.43	41,256.54 DR
04/04/2022	173682989 1689545 TRNFO UT TRN:03614641		15,247.84		56,504.38 DR
04/04/2022	173682931 1689545 TRNFO UT TRN:03614677		16,773.75		73,278.13 DR
04/04/2022	173682956 1689545 TRNFO UT TRN:03614612		27,339.08		100,617.21 DR
04/04/2022	173682973 1689545 TRNFO UT TRN:		30,743.58		131,360.79 DR

# VSML Futures Super Fund

## General Ledger

As at 30 June 2022

Transaction Date	Description	Units	Debit	Credit	Balance \$
	03614597				
04/04/2022	1736892943 1689545 TRNFI N TRN:13614673			4,163.24	127,197.55 DR
04/04/2022	1736892967 1689545 TRNFI N TRN:13614603			4,355.88	122,841.67 DR
04/04/2022	1736892959 1689545 TRNFI N TRN:13614611			5,947.42	116,894.25 DR
04/04/2022	1736892962 1689545 TRNFI N TRN:13614598			8,039.85	108,854.40 DR
04/04/2022	1736892902 1689545 TRNFI N TRN:13614666			8,236.40	100,618.00 DR
04/04/2022	1736892983 1689545 TRNFI N TRN:13614648			9,692.80	90,925.20 DR
04/04/2022	1736892981 1689545 TRNFI N TRN:13614656			10,933.26	79,991.94 DR
04/04/2022	1736892949 1689545 TRNFI N TRN:13614621			11,950.64	68,041.30 DR
04/04/2022	1736892978 1689545 TRNFI N TRN:13614642			12,607.90	55,433.40 DR
04/04/2022	1736892923 1689545 TRNFI N TRN:13614685			12,646.34	42,787.06 DR
04/04/2022	1736892947 1689545 TRNFI N TRN:13614615			14,218.83	28,568.23 DR
04/04/2022	1736892907 1689545 TRNFI N TRN:13614659			14,223.40	14,344.83 DR
06/04/2022	173583888 1081438 DEPOS IT TRN:03615399		7,930.00		22,274.83 DR
06/04/2022	22AUD/00919770 CSL LTD DIVIDEND [System Matched Income Data]		129.48		22,404.31 DR
12/04/2022	21FPA/00844155 QBE DIVIDEND [System Matched Income Data]		220.59		22,624.90 DR
12/04/2022	173770607 Admin Fee			137.28	22,487.62 DR
12/04/2022	173770606 Adviser Fee			440.00	22,047.62 DR
22/04/2022	173964113 Distribution		48.00		22,095.62 DR
22/04/2022	173959325 Distribution		57.81		22,153.43 DR
22/04/2022	Unit 4 / 14 Dudley REMITTER		738.72		22,892.15 DR
22/04/2022	BPAY 15344110442543 AAMI			233.63	22,658.52 DR
26/04/2022	Loan Instalment Parker From A/C 65-048- 2136 [LOAN INSTALMENT TO A/C 733740102]			1,798.06	20,860.46 DR
27/04/2022	174083229 Distribution		1.95		20,862.41 DR
29/04/2022	Unit 4 / 14 Dudley REMITTER		733.22		21,595.63 DR
29/04/2022	TK015/00800587 CIM TKO PAY		16,786.00		38,381.63 DR
30/04/2022	INTEREST ALLOWED FROM 01APR22 TO 30APR22		5.61		38,387.24 DR
10/05/2022	174261935 Admin Fee			134.36	38,252.88 DR
10/05/2022	174261934 Adviser Fee			440.00	37,812.88 DR
12/05/2022	174344384 1081438 CASHT RF TRN:03635404			5,533.00	32,279.88 DR
12/05/2022	174344382 1081438 CASHT RF TRN:03635403			10,382.00	21,897.88 DR
12/05/2022	174344380 1081438 CASHT RF TRN:03635402			17,304.00	4,593.88 DR
13/05/2022	Unit 4 / 14 Dudley REMITTER		219.30		4,813.18 DR
16/05/2022	174361963 Distribution		48.30		4,861.48 DR
16/05/2022	BPAY 2291694621593 ASIC			56.00	4,805.48 DR
16/05/2022	INTERNET WITHDRAWAL Payment annual secretar 174344378			240.00	4,565.48 DR
20/05/2022	Investment Trans 174344376		1,766.00		6,331.48 DR
20/05/2022	Investment Trans (Auto reprocessed due to distribution entered / deleted on 30/06/2022)		2,112.00		8,443.48 DR

# VSML Futures Super Fund

## General Ledger

As at 30 June 2022

Transaction Date	Description	Units	Debit	Credit	Balance \$
20/05/2022	174344374 Investment Trans (Auto reprocessed due to distribution entered / deleted on 30/06/2022)		15,389.00		23,832.48 DR
23/05/2022	VALUE DATE 21.05.22 174454579 1081438 CASHT RF TRN:03641260			10,382.00	13,450.48 DR
24/05/2022	174344372 Investment Trans (Auto reprocessed due to distribution entered / deleted on 30/06/2022)		17,178.00		30,628.48 DR
24/05/2022	Loan Instalment Parker From A/C 65-048-2136 [LOAN INSTALMENT TO A/C 733740102]			1,798.06	28,830.42 DR
31/05/2022	INTEREST ALLOWED FROM 01MAY22 TO 31MAY22		6.39		28,836.81 DR
31/05/2022	INTERNET WITHDRAWAL 4 14 Dudley			48.00	28,788.81 DR
01/06/2022	Unit 4/ 14 Dudley REMITTER		0.34		28,789.15 DR
09/06/2022	174651257 Admin Fee			135.02	28,654.13 DR
09/06/2022	BALANCE BROUGHT FORWARD 174651256 Adviser Fee			440.00	28,214.13 DR
10/06/2022	Unit 4 / 14 Dudley REMITTER		502.22		28,716.35 DR
14/06/2022	174750664 Distribution		48.04		28,764.39 DR
14/06/2022	JUN22/00861389 AMCOR PLC DIV		296.40		29,060.79 DR
16/06/2022	JNE22/00828688 RESMED DIVIDEND CREDIT INTEREST RATE 0.400% FROM DEBIT INTEREST RATE 15.010% FROM 20JUN22 21JUN22		39.79		29,100.58 DR
24/06/2022	Unit 4 / 14 Dudley REMITTER		51.57		29,152.15 DR
24/06/2022	001278045041 WBC DIVIDEND		830.82		29,982.97 DR
24/06/2022	Loan Instalment Parker From A/C 65-048-2136 [LOAN INSTALMENT TO A/C 733740102]			1,798.06	28,184.91 DR
30/06/2022	INTEREST ALLOWED FROM 01JUN22 TO 30JUN22		8.09		28,193.00 DR
			<b>321,309.84</b>	<b>310,286.74</b>	<b>28,193.00 DR</b>

### Distributions Receivable (61800)

#### Asguard Control Account (0004)

01/07/2021	Opening Balance				18.07 CR
15/07/2021	169102797 Distribution			0.34	18.41 CR
15/07/2021	169103903 Distribution			0.21	18.62 CR
16/07/2021	169154278 Distribution			0.98	19.60 CR
16/07/2021	169150031 Distribution			0.74	20.34 CR
20/07/2021	169248554 Distribution			0.61	20.95 CR
21/07/2021	169303731 Distribution			0.65	21.60 CR
22/07/2021	169350857 Distribution			0.89	22.49 CR
23/07/2021	169403523 Distribution		0.04		22.45 CR
28/07/2021	169486052 Distribution			0.22	22.67 CR
02/08/2021	169538043 Distribution		0.17		22.50 CR
18/08/2021	Distribution			40.69	63.19 CR
10/09/2021	BALANCE BROUGHT FORWARD 170354022 Distribution			40.49	103.68 CR
14/10/2021	170952183 Distribution			323.81	427.49 CR
18/10/2021	171014423 Distribution			47.82	475.31 CR
28/10/2021	171205397 Distribution			42.79	518.10 CR
23/11/2021	171615370 Distribution			47.94	566.04 CR
16/12/2021	171953149 Distribution			47.89	613.93 CR
14/01/2022	172357628 Distribution			47.67	661.60 CR



# VSML Futures Super Fund

## General Ledger

As at 30 June 2022

Transaction Date	Description	Units	Debit	Credit	Balance \$
14/01/2022	172372159 Distribution			76.43	738.03 CR
24/01/2022	172576569 Distribution			1.95	739.98 CR
25/01/2022	172610180 Distribution			47.75	787.73 CR
11/02/2022	172885752 Distribution			47.88	835.61 CR
18/03/2022	173408924 Distribution			48.09	883.70 CR
22/04/2022	173964113 Distribution			48.00	931.70 CR
22/04/2022	173959325 Distribution			57.81	989.51 CR
27/04/2022	174083229 Distribution			1.95	991.46 CR
16/05/2022	174361963 Distribution			48.30	1,039.76 CR
14/06/2022	174750664 Distribution			48.04	1,087.80 CR
30/06/2022	Distributions Received - Benthan Global		511.00		576.80 CR
30/06/2022	Distributions Received - Lazard Gb Lst		427.00		149.80 CR
30/06/2022	Distributions Received - Lennox Aus Sm Co		73.00		76.80 CR
30/06/2022	Distributions Received - Pimco		46.00		30.80 CR
			<b>1,057.21</b>	<b>1,069.94</b>	<b>30.80 CR</b>
<u>Barwon Gbl List Priv Eqty Fd (BAR0001AU)</u>					
30/06/2022	Distribution Receivable - Barwon Gbl Lsd Prv E		789.00		789.00 DR
			<b>789.00</b>		<b>789.00 DR</b>
<u>iShares Hdg Inter Eq In Fd (BGL0044AU)</u>					
01/07/2021	Opening Balance				1,964.00 DR
15/07/2021	169102797 Distribution			1,964.00	0.00 DR
30/06/2022	Distribution Receivable - iShares Hedged Inter		157.00		157.00 DR
			<b>157.00</b>	<b>1,964.00</b>	<b>157.00 DR</b>
<u>iShares Australian Bond Index Fund (BGL0105AU)</u>					
30/06/2022	Distribution Receivable - iShares Australia B		82.00		82.00 DR
			<b>82.00</b>		<b>82.00 DR</b>
<u>iShares International Eq Index Fd (BGL0106AU)</u>					
01/07/2021	Opening Balance				1,457.00 DR
15/07/2021	169103903 Distribution			1,457.00	0.00 DR
30/06/2022	Distribution Receivable - iShares International		1,063.00		1,063.00 DR
			<b>1,063.00</b>	<b>1,457.00</b>	<b>1,063.00 DR</b>
<u>iShares Aust Listed Prop Ind Fd (BGL0108AU)</u>					
30/06/2022	Distribution Receivable - iShares Aust Listed Property		141.00		141.00 DR
			<b>141.00</b>		<b>141.00 DR</b>
<u>Magellan Ws PI Global Fund (BTA0565AU)</u>					
01/07/2021	Opening Balance				2,255.00 DR
28/07/2021	169486052 Distribution			2,255.00	0.00 DR
				<b>2,255.00</b>	<b>0.00 DR</b>
<u>Bentham Global Income Fund (CSA0038AU)</u>					
01/07/2021	Opening Balance				175.00 DR
16/07/2021	169154278 Distribution			175.00	0.00 DR
30/06/2022	Distribution Receivable - Bentham Global Income		73.00		73.00 DR
			<b>73.00</b>	<b>175.00</b>	<b>73.00 DR</b>

# VSML Futures Super Fund

## General Ledger

As at 30 June 2022

Transaction Date	Description	Units	Debit	Credit	Balance \$
<b>Pan-Tribal Global Equity Fund (ETL0419AU)</b>					
01/07/2021	Opening Balance				2,011.25 DR
23/07/2021	169403523 Distribution			2,011.25	0.00 DR
30/06/2022	Distribution Receivable - Pan-Tribal Global Eq		12.00		12.00 DR
			<b>12.00</b>	<b>2,011.25</b>	<b>12.00 DR</b>
<b>Fidelity Global Emerging Markets Fund (FIL31.AX)</b>					
01/07/2021	Opening Balance				23.00 DR
20/07/2021	169248554 Distribution			23.00	0.00 DR
30/06/2022	Distribution Receivable - Fidelity Gbl Em Nkt		109.00		109.00 DR
			<b>109.00</b>	<b>23.00</b>	<b>109.00 DR</b>
<b>Barrow Hanley Global Share Fund (managed Fund) (GLOB.AX)</b>					
30/06/2022	Distribution Receivable - Barrow Hnly Gbl Sh F		251.00		251.00 DR
			<b>251.00</b>		<b>251.00 DR</b>
<b>Lennox Australian Small Comp Fd (HOW3590AU)</b>					
30/06/2022	Distribution Receivable - Lennox Aus Sm Co Fd		817.00		817.00 DR
			<b>817.00</b>		<b>817.00 DR</b>
<b>Lazard Global Listed Infrastructure (LAZ0014AU)</b>					
01/07/2021	Opening Balance				383.00 DR
21/07/2021	169303731 Distribution			383.00	0.00 DR
30/06/2022	Distribution Receivable - Lazard Gb List Infst		932.00		932.00 DR
			<b>932.00</b>	<b>383.00</b>	<b>932.00 DR</b>
<b>MFS Global Equity Trust (MIA0001AU1)</b>					
30/06/2022	Distribution Receivable - MFS Global Equity		3,095.00		3,095.00 DR
			<b>3,095.00</b>		<b>3,095.00 DR</b>
<b>Pendal Small Comps Fund (RFA0819AU)</b>					
01/07/2021	Opening Balance				1,837.00 DR
16/07/2021	169150031 Distribution			1,837.00	0.00 DR
				<b>1,837.00</b>	<b>0.00 DR</b>
<b>Vanguard Int'l Prop Secs Index Fund (VAN0018AU)</b>					
01/07/2021	Opening Balance				201.00 DR
22/07/2021	169350857 Distribution			201.00	0.00 DR
30/06/2022	Distribution Receivable - Van In Pr Sec In F (hedged)		271.00		271.00 DR
			<b>271.00</b>	<b>201.00</b>	<b>271.00 DR</b>
<b>Interest Receivable (65000)</b>					
<b>PIMCO WS Pls Diversified Fix Int Fd (BTA0499AU)</b>					
01/07/2021	Opening Balance				30.00 DR
02/08/2021	169538043 Distribution			30.00	0.00 DR
				<b>30.00</b>	<b>0.00 DR</b>
<b>Fixed Interest Securities (Australian) - Unitised (72450)</b>					
<b>PIMCO WS Pls Diversified Fix Int Fd (BTA0499AU)</b>					
01/07/2021	Opening Balance	16,391.39			15,994.72 DR
09/09/2021	170356652 1081438 CASHT RF TRN:03491918	3,060.00	3,017.00		19,011.72 DR

# VSML Futures Super Fund

## General Ledger

As at 30 June 2022

Transaction Date	Description	Units	Debit	Credit	Balance \$
24/05/2022	174344372 Investment Trans (Auto reprocessed due to distribution entered / deleted on 30/06/2022)	(19,451.39)		19,503.00	491.28 CR
24/05/2022	Unrealised Gain writeback as at 24/05/2022		491.28		0.00 DR
		<b>0.00</b>	<b>3,508.28</b>	<b>19,503.00</b>	<b>0.00 DR</b>
<b>Managed Investments (Australian) (74700)</b>					
<u>Barwon Gbl List Priv Eqty Fd (BAR0001AU)</u>					
17/09/2021	170460411 1081438 CASHT RF TRN:03495432	11,407.00	15,322.00		15,322.00 DR
25/05/2022	Revaluation - 25/05/2022 @ \$0.855700 (Exit) - 11,407.000000 Units on hand			5,561.03	9,760.97 DR
30/06/2022	Revaluation - 30/06/2022 @ \$0.777700 (Exit) - 11,407.000000 Units on hand			889.75	8,871.22 DR
		<b>11,407.00</b>	<b>15,322.00</b>	<b>6,450.78</b>	<b>8,871.22 DR</b>
<u>iShares Hdq Inter Eq In Fd (BGL0044AU)</u>					
01/07/2021	Opening Balance	18,528.00			12,024.75 DR
25/05/2022	Revaluation - 25/05/2022 @ \$0.500690 (Exit) - 18,528.000000 Units on hand			2,747.97	9,276.78 DR
30/06/2022	Revaluation - 30/06/2022 @ \$0.475840 (Exit) - 18,528.000000 Units on hand			460.42	8,816.36 DR
		<b>18,528.00</b>		<b>3,208.39</b>	<b>8,816.36 DR</b>
<u>iShares Australian Bond Index Fund (BGL0105AU)</u>					
12/05/2022	174344380 1081438 CASHT RF TRN:03635402	18,616.00	17,304.00		17,304.00 DR
25/05/2022	Revaluation - 25/05/2022 @ \$0.936260 (Exit) - 18,616.000000 Units on hand		125.42		17,429.42 DR
30/06/2022	Revaluation - 30/06/2022 @ \$0.916920 (Exit) - 18,616.000000 Units on hand			360.04	17,069.38 DR
		<b>18,616.00</b>	<b>17,429.42</b>	<b>360.04</b>	<b>17,069.38 DR</b>
<u>iShares International Eq Index Fd (BGL0106AU)</u>					
01/07/2021	Opening Balance	33,026.05			35,382.06 DR
20/05/2022	174344374 Investment Trans (Auto reprocessed due to distribution entered / deleted on 30/06/2022)	(15,299.00)		12,360.18	23,021.88 DR
20/05/2022	Unrealised Gain writeback as at 20/05/2022			4,566.17	18,455.71 DR
25/05/2022	Revaluation - 25/05/2022 @ \$0.988890 (Exit) - 17,727.050200 Units on hand			925.61	17,530.10 DR
30/06/2022	Revaluation - 30/06/2022 @ \$0.961410 (Exit) - 17,727.050200 Units on hand			487.14	17,042.96 DR
		<b>17,727.05</b>		<b>18,339.10</b>	<b>17,042.96 DR</b>
<u>iShares Aust Listed Prop Ind Fd (BGL0108AU)</u>					
12/05/2022	174344382 1081438 CASHT RF TRN:03635403	11,898.00	10,382.00		10,382.00 DR
25/05/2022	Revaluation - 25/05/2022 @ \$0.870780 (Exit) - 11,898.000000 Units on hand			21.46	10,360.54 DR
30/06/2022	Revaluation - 30/06/2022 @ \$0.796220 (Exit) - 11,898.000000 Units on hand			887.11	9,473.43 DR
		<b>11,898.00</b>	<b>10,382.00</b>	<b>908.57</b>	<b>9,473.43 DR</b>
<u>Magellan Ws PI Global Fund (BTA0565AU)</u>					
01/07/2021	Opening Balance	22,779.00			40,138.88 DR
16/09/2021	Investment Trans 170356646	(5,028.00)		8,687.70	31,451.18 DR
16/09/2021	Unrealised Gain writeback as at 16/09/2021			172.14	31,279.04 DR
17/02/2022	172872368 Investment Trans	(17,751.00)		30,671.30	607.74 DR
17/02/2022	Unrealised Gain writeback as at 17/02/2022			607.74	0.00 DR
		<b>0.00</b>		<b>40,138.88</b>	<b>0.00 DR</b>

# VSML Futures Super Fund

## General Ledger

As at 30 June 2022

Transaction Date	Description	Units	Debit	Credit	Balance \$
<u>Bentham Global Income Fund (CSA0038AU)</u>					
01/07/2021	Opening Balance	15,504.00			16,451.29 DR
09/09/2021	170356654 1081438 CASHT RF TRN:03491919	2,784.00	2,932.00		19,383.29 DR
25/05/2022	Revaluation - 25/05/2022 @ \$1.034900 (Exit) - 18,288.000000 Units on hand			457.04	18,926.25 DR
30/06/2022	Revaluation - 30/06/2022 @ \$1.009600 (Exit) - 18,288.000000 Units on hand			462.69	18,463.56 DR
		<b>18,288.00</b>	<b>2,932.00</b>	<b>919.73</b>	<b>18,463.56 DR</b>
<u>Fidelity Global Emerging Markets Fund (FIL31.AX)</u>					
01/07/2021	Opening Balance	634.00			15,010.33 DR
25/05/2022	Revaluation - 25/05/2022 @ \$19.336500 (System Price) - 634.000000 Units on hand			2,750.99	12,259.34 DR
30/06/2022	Revaluation - 30/06/2022 @ \$19.867900 (System Price) - 634.000000 Units on hand		336.91		12,596.25 DR
		<b>634.00</b>	<b>336.91</b>	<b>2,750.99</b>	<b>12,596.25 DR</b>
<u>Barrow Hanley Global Share Fund (managed Fund) (GLOB.AX)</u>					
23/05/2022	VALUE DATE 21.05.22 174454579 1081438 CASHT RF TRN:03641260	7,513.00	10,382.00		10,382.00 DR
30/06/2022	Revaluation - 22/06/2022 @ \$3.840000 (System Price) - 7,513.000000 Units on hand		18,467.92		28,849.92 DR
		<b>7,513.00</b>	<b>28,849.92</b>		<b>28,849.92 DR</b>
<u>Lennox Australian Small Comp Fd (HOW3590AU)</u>					
09/09/2021	170356650 1081438 CASHT RF TRN:03491917	10,550.00	19,153.00		19,153.00 DR
12/05/2022	174344384 1081438 CASHT RF TRN:03635404	3,814.00	5,533.00		24,686.00 DR
25/05/2022	Revaluation - 25/05/2022 @ \$1.437100 (Exit) - 14,364.000000 Units on hand			4,043.50	20,642.50 DR
30/06/2022	Revaluation - 30/06/2022 @ \$1.289400 (Exit) - 14,364.000000 Units on hand			2,121.56	18,520.94 DR
		<b>14,364.00</b>	<b>24,686.00</b>	<b>6,165.06</b>	<b>18,520.94 DR</b>
<u>Lazard Global Listed Infrastructure (LAZ0014AU)</u>					
01/07/2021	Opening Balance	13,484.00			18,152.16 DR
20/05/2022	Investment Trans (Auto reprocessed due to distribution entered / deleted on 30/06/2022)	(1,440.00)		1,732.29	16,419.87 DR
20/05/2022	Unrealised Gain writeback as at 20/05/2022			206.23	16,213.64 DR
25/05/2022	Revaluation - 25/05/2022 @ \$1.485600 (Exit) - 12,044.000000 Units on hand		1,678.93		17,892.57 DR
30/06/2022	Revaluation - 30/06/2022 @ \$1.403300 (Exit) - 12,044.000000 Units on hand			991.22	16,901.35 DR
		<b>12,044.00</b>	<b>1,678.93</b>	<b>2,929.74</b>	<b>16,901.35 DR</b>
<u>MFS Global Equity Trust (MIA0001AU1)</u>					
18/02/2022	172995000 1081438 CASHT RF TRN:03588923	14,079.00	30,346.21		30,346.21 DR
25/05/2022	Revaluation - 25/05/2022 @ \$2.002600 (Exit) - 14,079.000000 Units on hand			2,151.60	28,194.61 DR
30/06/2022	Revaluation - 30/06/2022 @ \$1.938900 (Exit) - 14,079.000000 Units on hand			896.84	27,297.77 DR
		<b>14,079.00</b>	<b>30,346.21</b>	<b>3,048.44</b>	<b>27,297.77 DR</b>
<u>Pendal Small Comps Fund (RFA0819AU)</u>					
01/07/2021	Opening Balance	6,909.00			17,995.87 DR
16/09/2021	Investment Trans	(6,909.00)		16,399.00	1,596.87 DR
16/09/2021	Unrealised Gain writeback as at			1,596.87	0.00 DR

# VSML Futures Super Fund

## General Ledger

As at 30 June 2022

Transaction Date	Description	Units	Debit	Credit	Balance \$
	16/09/2021				
		<b>0.00</b>		<b>17,995.87</b>	<b>0.00 DR</b>
	<u>Vanguard Int'l Prop Secs Index Fund (VAN0018AU)</u>				
01/07/2021	Opening Balance	23,376.00			20,019.21 DR
25/05/2022	Revaluation - 25/05/2022 @ \$1.084000 (Exit) - 23,376.000000 Units on hand		5,320.37		25,339.58 DR
30/06/2022	Revaluation - 30/06/2022 @ \$1.031700 (Exit) - 23,376.000000 Units on hand			1,222.56	24,117.02 DR
		<b>23,376.00</b>	<b>5,320.37</b>	<b>1,222.56</b>	<b>24,117.02 DR</b>
	<u>Real Estate Properties ( Australian - Residential) (77200)</u>				
	<u>4/14 Dudley Street, Annerley QLD (VSMLDUDLEY)</u>				
01/07/2021	Opening Balance	1.00			435,000.00 DR
30/06/2022	Gross up Rental Income - Expenses paid by Real Estate		699.00		435,699.00 DR
30/06/2022	2022 Depreciation - LVP			297.00	435,402.00 DR
30/06/2022	2022 Depreciation - Div 43			6,198.00	429,204.00 DR
30/06/2022	2022 Depreciation - F & F			711.00	428,493.00 DR
30/06/2022	Revaluation - 30/06/2022 @ \$545,000.000000 (Exit) - 1.000000 Units on hand		116,507.00		545,000.00 DR
		<b>1.00</b>	<b>117,206.00</b>	<b>7,206.00</b>	<b>545,000.00 DR</b>
	<u>Shares in Listed Companies (Australian) (77600)</u>				
	<u>Auckland International Airport Limited (AIA.AX)</u>				
01/07/2021	Opening Balance	1,511.00			10,214.36 DR
04/04/2022	1736892959 1689545 TRNFI N TRN:13614611	826.00	5,947.42		16,161.78 DR
25/05/2022	Revaluation - 25/05/2022 @ \$6.720000 (System Price) - 2,337.000000 Units on hand			457.14	15,704.64 DR
30/06/2022	Revaluation - 30/06/2022 @ \$6.480000 (System Price) - 2,337.000000 Units on hand			560.88	15,143.76 DR
		<b>2,337.00</b>	<b>5,947.42</b>	<b>1,018.02</b>	<b>15,143.76 DR</b>
	<u>Ampol Limited (ALD.AX)</u>				
01/07/2021	Opening Balance	261.00			7,362.81 DR
04/04/2022	173682997 1689545 TRNFO UT TRN:03614633	(261.00)		7,941.14	578.33 CR
04/04/2022	Unrealised Gain writeback as at 04/04/2022		578.33		0.00 DR
		<b>0.00</b>	<b>578.33</b>	<b>7,941.14</b>	<b>0.00 DR</b>
	<u>Aristocrat Leisure Limited (ALL.AX)</u>				
01/07/2021	Opening Balance	412.00			17,753.08 DR
04/04/2022	173682989 1689545 TRNFO UT TRN:03614641	(412.00)		8,522.12	9,230.96 DR
04/04/2022	Unrealised Gain writeback as at 04/04/2022			9,230.96	0.00 DR
		<b>0.00</b>		<b>17,753.08</b>	<b>0.00 DR</b>
	<u>Aristocrat Leisure Limited (ALLR.AX)</u>				
25/10/2021	Renounceable Rights Issue for 21 units	21.00			0.00 DR
19/11/2021	S00065372380 Aristocrat Right	(21.00)			0.00 DR
		<b>0.00</b>	<b>0.00</b>		<b>0.00 DR</b>
	<u>Amcor Plc (AMC.AX)</u>				
01/07/2021	Opening Balance	849.00			12,845.37 DR
04/04/2022	1736892907 1689545 TRNFI N TRN:	928.00	14,223.40		27,068.77 DR

# VSML Futures Super Fund

## General Ledger

As at 30 June 2022

Transaction Date	Description	Units	Debit	Credit	Balance \$
	13614659				
25/05/2022	Revaluation - 25/05/2022 @ \$18.190000 (System Price) - 1,777.000000 Units on hand		5,254.86		32,323.63 DR
30/06/2022	Revaluation - 30/06/2022 @ \$18.040000 (System Price) - 1,777.000000 Units on hand			266.55	32,057.08 DR
		<b>1,777.00</b>	<b>19,478.26</b>	<b>266.55</b>	<b>32,057.08 DR</b>
<u>Australia &amp; New Zealand Banking Group Limited (ANZ.AX)</u>					
01/07/2021	Opening Balance	750.00			21,112.50 DR
04/04/2022	1736892902 1689545 TRNFI N TRN:13614666	296.00	8,236.40		29,348.90 DR
25/05/2022	Revaluation - 25/05/2022 @ \$25.630000 (System Price) - 1,046.000000 Units on hand			2,539.92	26,808.98 DR
30/06/2022	Revaluation - 30/06/2022 @ \$22.030000 (System Price) - 1,046.000000 Units on hand			3,765.60	23,043.38 DR
		<b>1,046.00</b>	<b>8,236.40</b>	<b>6,305.52</b>	<b>23,043.38 DR</b>
<u>BHP Group Limited (BHP.AX)</u>					
01/07/2021	Opening Balance	1,039.00			50,464.23 DR
04/04/2022	173682931 1689545 TRNFO UT TRN:03614677	(322.00)		11,797.33	38,666.90 DR
04/04/2022	Unrealised Gain writeback as at 04/04/2022			6,267.91	32,398.99 DR
25/05/2022	Revaluation - 25/05/2022 @ \$43.020000 (System Price) - 717.000000 Units on hand			1,553.65	30,845.34 DR
30/06/2022	Revaluation - 30/06/2022 @ \$41.250000 (System Price) - 717.000000 Units on hand			1,269.09	29,576.25 DR
		<b>717.00</b>		<b>20,887.98</b>	<b>29,576.25 DR</b>
<u>Boral Limited. (BLD.AX)</u>					
01/07/2021	Opening Balance	1,182.00			8,687.70 DR
14/02/2022	001271412932 BLD CAP RTN [Return of Capital: \$2.65 per unit]	0.00		3,132.30	5,555.40 DR
04/04/2022	173682963 1689545 TRNFO UT TRN:03614599	(1,182.00)		6,010.12	454.72 CR
04/04/2022	Unrealised Gain writeback as at 04/04/2022		454.72		0.00 DR
		<b>0.00</b>	<b>454.72</b>	<b>9,142.42</b>	<b>0.00 DR</b>
<u>Brambles Limited (BXB.AX)</u>					
04/04/2022	1736892978 1689545 TRNFI N TRN:13614642	1,271.00	12,607.90		12,607.90 DR
25/05/2022	Revaluation - 25/05/2022 @ \$11.090000 (System Price) - 1,271.000000 Units on hand		1,487.49		14,095.39 DR
30/06/2022	Revaluation - 30/06/2022 @ \$10.710000 (System Price) - 1,271.000000 Units on hand			482.98	13,612.41 DR
		<b>1,271.00</b>	<b>14,095.39</b>	<b>482.98</b>	<b>13,612.41 DR</b>
<u>Commonwealth Bank Of Australia. (CBA.AX)</u>					
01/07/2021	Opening Balance	382.00			38,150.34 DR
04/04/2022	173683001 1689545 TRNFO UT TRN:03614624	(32.00)		2,466.40	35,683.94 DR
04/04/2022	Unrealised Gain writeback as at 04/04/2022			773.79	34,910.15 DR
25/05/2022	Revaluation - 25/05/2022 @ \$106.170000 (System Price) - 350.000000 Units on hand		2,249.35		37,159.50 DR
30/06/2022	Revaluation - 30/06/2022 @ \$90.380000 (System Price) - 350.000000 Units on			5,526.50	31,633.00 DR

# VSML Futures Super Fund

## General Ledger

As at 30 June 2022

Transaction Date	Description	Units	Debit	Credit	Balance \$
	hand				
		<b>350.00</b>	<b>2,249.35</b>	<b>8,766.69</b>	<b>31,633.00 DR</b>
<u>Cimic Group Limited (CIM.AX)</u>					
04/04/2022	173682901 1689545 TRNFI N TRN:03614700	763.00	16,826.26		16,826.26 DR
29/04/2022	TK015/00800587 CIM TKO PAY	(763.00)		16,826.26	0.00 DR
		<b>0.00</b>	<b>16,826.26</b>	<b>16,826.26</b>	<b>0.00 DR</b>
<u>CSL Limited (CSL.AX)</u>					
01/07/2021	Opening Balance	91.00			25,952.29 DR
04/04/2022	1736892967 1689545 TRNFI N TRN:13614603	16.00	4,355.88		30,308.17 DR
25/05/2022	Revaluation - 25/05/2022 @ \$273.600000 (System Price) - 107.000000 Units on hand			1,032.97	29,275.20 DR
30/06/2022	Revaluation - 30/06/2022 @ \$269.060000 (System Price) - 107.000000 Units on hand			485.78	28,789.42 DR
		<b>107.00</b>	<b>4,355.88</b>	<b>1,518.75</b>	<b>28,789.42 DR</b>
<u>G8 Education Limited (GEM.AX)</u>					
04/04/2022	1736892923 1689545 TRNFI N TRN:13614685	11,023.00	12,646.34		12,646.34 DR
25/05/2022	Revaluation - 25/05/2022 @ \$1.150000 (System Price) - 11,023.000000 Units on hand		30.11		12,676.45 DR
30/06/2022	Revaluation - 30/06/2022 @ \$1.055000 (System Price) - 11,023.000000 Units on hand			1,047.18	11,629.27 DR
		<b>11,023.00</b>	<b>12,676.45</b>	<b>1,047.18</b>	<b>11,629.27 DR</b>
<u>Janus Henderson Group Plc (JHG.AX)</u>					
01/07/2021	Opening Balance	231.00			11,838.75 DR
04/04/2022	173682992 1689545 TRNFO UT TRN:03614627	(231.00)		10,141.67	1,697.08 DR
04/04/2022	Unrealised Gain writeback as at 04/04/2022			1,697.08	0.00 DR
		<b>0.00</b>		<b>11,838.75</b>	<b>0.00 DR</b>
<u>James Hardie Industries Plc (JHX.AX)</u>					
01/07/2021	Opening Balance	678.00			30,693.06 DR
04/04/2022	173682956 1689545 TRNFO UT TRN:03614612	(678.00)		12,432.40	18,260.66 DR
04/04/2022	Unrealised Gain writeback as at 04/04/2022			18,260.66	0.00 DR
		<b>0.00</b>		<b>30,693.06</b>	<b>0.00 DR</b>
<u>L1 Long Short Fund Limited (LSF.AX)</u>					
01/07/2021	Opening Balance	17,500.00			44,450.00 DR
04/04/2022	173682973 1689545 TRNFO UT TRN:03614597	(10,397.00)		20,794.00	23,656.00 DR
04/04/2022	Unrealised Gain writeback as at 04/04/2022			5,614.38	18,041.62 DR
25/05/2022	Revaluation - 25/05/2022 @ \$2.850000 (System Price) - 7,103.000000 Units on hand		2,201.93		20,243.55 DR
30/06/2022	Revaluation - 30/06/2022 @ \$2.560000 (System Price) - 7,103.000000 Units on hand			2,059.87	18,183.68 DR
		<b>7,103.00</b>	<b>2,201.93</b>	<b>28,468.25</b>	<b>18,183.68 DR</b>
<u>Medibank Private Limited (MPL.AX)</u>					
01/07/2021	Opening Balance	800.00			2,528.00 DR
04/04/2022	173682948 1689545 TRNFO UT TRN:	(800.00)		1,600.00	928.00 DR

# VSML Futures Super Fund

## General Ledger

As at 30 June 2022

Transaction Date	Description	Units	Debit	Credit	Balance \$
	03614620				
04/04/2022	Unrealised Gain writeback as at 04/04/2022			928.00	0.00 DR
		<b>0.00</b>		<b>2,528.00</b>	<b>0.00 DR</b>
<u>Macquarie Group Limited (MQG.AX)</u>					
01/07/2021	Opening Balance	86.00			13,452.98 DR
25/05/2022	Revaluation - 25/05/2022 @ \$178.270000 (System Price) - 86.000000 Units on hand		1,878.24		15,331.22 DR
30/06/2022	Revaluation - 30/06/2022 @ \$164.510000 (System Price) - 86.000000 Units on hand			1,183.36	14,147.86 DR
		<b>86.00</b>	<b>1,878.24</b>	<b>1,183.36</b>	<b>14,147.86 DR</b>
<u>National Australia Bank Limited (NAB.AX)</u>					
01/07/2021	Opening Balance	419.00			10,986.18 DR
04/04/2022	173682969 1689545 TRNFO UT TRN:03614594	(419.00)		12,676.22	1,690.04 CR
04/04/2022	Unrealised Gain writeback as at 04/04/2022		1,690.04		0.00 DR
		<b>0.00</b>	<b>1,690.04</b>	<b>12,676.22</b>	<b>0.00 DR</b>
<u>QBE Insurance Group Limited (QBE.AX)</u>					
01/07/2021	Opening Balance	1,161.00			12,527.19 DR
04/04/2022	BALANCE BROUGHT FORWARD 173682939 1689545 TRNFO UT TRN:03614669	(1,161.00)		12,081.98	445.21 DR
04/04/2022	Unrealised Gain writeback as at 04/04/2022			445.21	0.00 DR
		<b>0.00</b>		<b>12,527.19</b>	<b>0.00 DR</b>
<u>Ramsay Health Care Limited (RHC.AX)</u>					
01/07/2021	Opening Balance	113.00			7,113.35 DR
04/04/2022	173682940 1689545 TRNFO UT TRN:03614674	(113.00)		7,161.10	47.75 CR
04/04/2022	Unrealised Gain writeback as at 04/04/2022		47.75		0.00 DR
		<b>0.00</b>	<b>47.75</b>	<b>7,161.10</b>	<b>0.00 DR</b>
<u>Resmed Inc (RMD.AX)</u>					
01/07/2021	Opening Balance	430.00			14,086.80 DR
04/04/2022	1736892981 1689545 TRNFI N TRN:13614656	334.00	10,933.26		25,020.06 DR
25/05/2022	Revaluation - 25/05/2022 @ \$27.630000 (System Price) - 764.000000 Units on hand			3,910.74	21,109.32 DR
30/06/2022	Revaluation - 30/06/2022 @ \$30.690000 (System Price) - 764.000000 Units on hand		2,337.84		23,447.16 DR
		<b>764.00</b>	<b>13,271.10</b>	<b>3,910.74</b>	<b>23,447.16 DR</b>
<u>Suncorp Group Limited (SUN.AX)</u>					
01/07/2021	Opening Balance	431.00			4,788.41 DR
04/04/2022	1736892949 1689545 TRNFI N TRN:13614621	1,061.00	11,950.64		16,739.05 DR
25/05/2022	Revaluation - 25/05/2022 @ \$12.160000 (System Price) - 1,492.000000 Units on hand		1,403.67		18,142.72 DR
30/06/2022	Revaluation - 30/06/2022 @ \$10.980000 (System Price) - 1,492.000000 Units on hand			1,760.56	16,382.16 DR
		<b>1,492.00</b>	<b>13,354.31</b>	<b>1,760.56</b>	<b>16,382.16 DR</b>
<u>Telstra Corporation Limited. (TLS.AX)</u>					



# VSML Futures Super Fund

## General Ledger

As at 30 June 2022

Transaction Date	Description	Units	Debit	Credit	Balance \$
01/07/2021	Opening Balance	2,882.00			10,836.32 DR
04/04/2022	1736892983' 1689545 TRNFI N TRN:13614648	2,460.00	9,692.80		20,529.12 DR
25/05/2022	Revaluation - 25/05/2022 @ \$3.930000 (System Price) - 5,342.000000 Units on hand		464.94		20,994.06 DR
30/06/2022	Revaluation - 30/06/2022 @ \$3.850000 (System Price) - 5,342.000000 Units on hand			427.36	20,566.70 DR
		<b>5,342.00</b>	<b>10,157.74</b>	<b>427.36</b>	<b>20,566.70 DR</b>
<u>Westpac Banking Corporation (WBC.AX)</u>					
01/07/2021	Opening Balance	781.00			20,157.61 DR
04/04/2022	1736892947 1689545 TRNFI N TRN:13614615	581.00	14,218.83		34,376.44 DR
25/05/2022	Revaluation - 25/05/2022 @ \$23.870000 (System Price) - 1,362.000000 Units on hand			1,865.50	32,510.94 DR
30/06/2022	Revaluation - 30/06/2022 @ \$19.500000 (System Price) - 1,362.000000 Units on hand			5,951.94	26,559.00 DR
		<b>1,362.00</b>	<b>14,218.83</b>	<b>7,817.44</b>	<b>26,559.00 DR</b>
<u>Woodside Energy Group Ltd (WDS.AX)</u>					
25/05/2022	WPL.AX to WDS.AX	637.00	22,257.74		22,257.74 DR
25/05/2022	Revaluation - 25/05/2022 @ \$29.180000 (System Price) - 637.000000 Units on hand			3,670.08	18,587.66 DR
30/06/2022	Revaluation - 30/06/2022 @ \$31.840000 (System Price) - 637.000000 Units on hand		1,694.42		20,282.08 DR
		<b>637.00</b>	<b>23,952.16</b>	<b>3,670.08</b>	<b>20,282.08 DR</b>
<u>Wesfarmers Limited (WES.AX)</u>					
01/07/2021	Opening Balance	250.00			14,775.00 DR
02/12/2021	RCA21/01171609 WESFARMERS LTD [Return of Capital: \$2 per unit]	0.00		500.00	14,275.00 DR
04/04/2022	1736892962 1689545 TRNFI N TRN:13614598	157.00	8,039.85		22,314.85 DR
25/05/2022	Revaluation - 25/05/2022 @ \$46.830000 (System Price) - 407.000000 Units on hand			3,255.04	19,059.81 DR
30/06/2022	Revaluation - 30/06/2022 @ \$41.910000 (System Price) - 407.000000 Units on hand			2,002.44	17,057.37 DR
		<b>407.00</b>	<b>8,039.85</b>	<b>5,757.48</b>	<b>17,057.37 DR</b>
<u>Woolworths Group Limited (WOW.AX)</u>					
04/04/2022	173682952 1689545 TRNFI N TRN:03614608	567.00	21,168.43		21,168.43 DR
25/05/2022	Revaluation - 25/05/2022 @ \$35.070000 (System Price) - 567.000000 Units on hand			1,283.74	19,884.69 DR
30/06/2022	Revaluation - 30/06/2022 @ \$35.600000 (System Price) - 567.000000 Units on hand		300.51		20,185.20 DR
		<b>567.00</b>	<b>21,468.94</b>	<b>1,283.74</b>	<b>20,185.20 DR</b>
<u>Woodside Petroleum Ltd (WPL.AX)</u>					
01/07/2021	Opening Balance	509.00			11,304.89 DR
04/04/2022	1736892943 1689545 TRNFI N TRN:13614673	128.00	4,163.24		15,468.13 DR
25/05/2022	WPL.AX to WDS.AX	(637.00)			15,468.13 DR
25/05/2022	WPL.AX to WDS.AX	0.00		22,257.74	6,789.61 CR
25/05/2022	Revaluation - 25/05/2022 @ \$0.000000 - 0.000000 Units on hand		6,789.61		0.00 DR

# VSML Futures Super Fund

## General Ledger

As at 30 June 2022

Transaction Date	Description	Units	Debit	Credit	Balance \$
01/06/2022	BHP In-Specie Dividend /Distribution	129.00	3,855.04		3,855.04 DR
30/06/2022	Revaluation - 24/05/2022 @ \$28.990000 (System Price) - 129.000000 Units on hand			115.33	3,739.71 DR
		<b>129.00</b>	<b>14,807.89</b>	<b>22,373.07</b>	<b>3,739.71 DR</b>

### Units in Listed Unit Trusts (Australian) (78200)

#### Pan-Tribal Global Equity Fund (ETL0419AU)

01/07/2021	Opening Balance	14,348.25			27,943.22 DR
20/05/2022	Investment Trans 174344376	(1,302.00)		1,670.60	26,272.62 DR
20/05/2022	Unrealised Gain writeback as at 20/05/2022			865.05	25,407.57 DR
25/05/2022	Revaluation - 25/05/2022 @ \$1.334900 (Exit) - 13,046.253100 Units on hand			7,992.13	17,415.44 DR
30/06/2022	Revaluation - 30/06/2022 @ \$1.379100 (Exit) - 13,046.253100 Units on hand		576.65		17,992.09 DR
		<b>13,046.25</b>	<b>576.65</b>	<b>10,527.78</b>	<b>17,992.09 DR</b>

### Income Tax Payable/Refundable (85000)

#### Income Tax Payable/Refundable (85000)

01/07/2021	Opening Balance				2,901.32 DR
03/02/2022	ATO004000015741348 ATO			2,901.32	0.00 DR
30/06/2022	Create Entries - Franking Credits Adjustment - 30/06/2022		7,653.20		7,653.20 DR
30/06/2022	Create Entries - Foreign Credits Adjustment - 30/06/2022		260.78		7,913.98 DR
30/06/2022	Create Entries - Income Tax Expense - 30/06/2022			8,116.35	202.37 CR
			<b>7,913.98</b>	<b>11,017.67</b>	<b>202.37 CR</b>

### Limited Recourse Borrowing Arrangements (85500)

#### 4/14 Dudley Street, Annerley QLD (VSMLDUDLEY)

01/07/2021	Opening Balance				305,250.58 CR
23/07/2021	BALANCE BROUGHT FORWARD LOAN INSTALMENT TO A/C 733740102		1,798.06		303,452.52 CR
30/07/2021	Debit Interest This Financial Year To Date \$1,175.75 Interest Charged			1,175.75	304,628.27 CR
30/07/2021	Loan Service Fee			8.00	304,636.27 CR
24/08/2021	Loan Instalment Parker From A/C 65-048-2136 [LOAN INSTALMENT TO A/C 733740102]		1,798.06		302,838.21 CR
31/08/2021	Debit Interest This Financial Year To Date \$2,426.73 Interest Charged			1,250.98	304,089.19 CR
31/08/2021	Loan Service Fee			8.00	304,097.19 CR
24/09/2021	Loan Instalment Parker From A/C 65-048-2136 [LOAN INSTALMENT TO A/C 733740102]		1,798.06		302,299.13 CR
30/09/2021	Debit Interest This Financial Year To Date \$3,597.58 Interest Charged			1,170.85	303,469.98 CR
30/09/2021	Loan Service Fee			8.00	303,477.98 CR
25/10/2021	Loan Instalment Parker From A/C 65-048-2136 [LOAN INSTALMENT TO A/C 733740102]		1,798.06		301,679.92 CR
29/10/2021	Debit Interest This Financial Year To Date \$4,727.51 Interest Charged			1,129.93	302,809.85 CR
29/10/2021	Loan Service Fee			8.00	302,817.85 CR
24/11/2021	Loan Instalment Parker From A/C 65-048-2136 [LOAN INSTALMENT TO A/C 733740102]		1,798.06		301,019.79 CR
30/11/2021	Debit Interest This Financial Year To Date \$5,971.24 Interest Charged			1,243.73	302,263.52 CR
30/11/2021	Loan Service Fee			8.00	302,271.52 CR

**VSML Futures Super Fund**  
**General Ledger**

As at 30 June 2022

Transaction Date	Description	Units	Debit	Credit	Balance \$
24/12/2021	Loan Instalment Parker From A/C 65-048-2136 [LOAN INSTALMENT TO A/C 733740102]		1,798.06		300,473.46 CR
31/12/2021	Debit Interest This Financial Year To Date \$7,173.66 Interest Charged			1,202.42	301,675.88 CR
31/12/2021	Loan Service Fee			8.00	301,683.88 CR
24/01/2022	Loan Instalment Parker From A/C 65-048-2136 [LOAN INSTALMENT TO A/C 733740102]		1,798.06		299,885.82 CR
31/01/2022	Debit Interest This Financial Year To Date \$8,373.74 Interest Charged			1,200.08	301,085.90 CR
31/01/2022	Loan Service Fee			8.00	301,093.90 CR
24/02/2022	LOAN INSTALMENT TO A/C 733740102		1,798.06		299,295.84 CR
28/02/2022	Debit Interest This Financial Year To Date \$9,456.09 Interest Charged			1,082.35	300,378.19 CR
28/02/2022	Loan Service Fee			8.00	300,386.19 CR
24/03/2022	Loan Instalment Parker From A/C 65-048-2136 [LOAN INSTALMENT TO A/C 733740102]		1,798.06		298,588.13 CR
31/03/2022	Debit Interest This Financial Year To Date \$10,651.00 Interest Charged			1,194.91	299,783.04 CR
31/03/2022	Loan Service Fee			8.00	299,791.04 CR
26/04/2022	Loan Instalment Parker From A/C 65-048-2136 [LOAN INSTALMENT TO A/C 733740102]		1,798.06		297,992.98 CR
29/04/2022	Debit Interest This Financial Year To Date \$11,767.42 Interest Charged			1,116.42	299,109.40 CR
29/04/2022	Loan Service Fee			8.00	299,117.40 CR
24/05/2022	Loan Instalment Parker From A/C 65-048-2136 [LOAN INSTALMENT TO A/C 733740102]		1,798.06		297,319.34 CR
31/05/2022	Debit Interest This Financial Year To Date \$12,995.71 Interest.Charged			1,228.29	298,547.63 CR
31/05/2022	Loan Service Fee			8.00	298,555.63 CR
24/06/2022	Loan Instalment Parker From A/C 65-048-2136 [LOAN INSTALMENT TO A/C 733740102]		1,798.06		296,757.57 CR
30/06/2022	Debit Interest This Financial Year To Date \$14,145.19 Interest Charged			1,149.48	297,907.05 CR
30/06/2022	Loan Service Fee			8.00	297,915.05 CR
			<b>21,576.72</b>	<b>14,241.19</b>	<b>297,915.05 CR</b>

**Total Debits: 1,378,293.51**

**Total Credits: 1,378,293.51**

---

# Annual Company Statement

Extract of Particulars – s346A(1) Corporations Act 2001

This Annual Company Statement is generated from the data in our Corporate Database. Please check this statement carefully. Do not return this Statement to ASIC.

## Check this statement carefully

**You are legally obligated to ensure that all your company details are complete and correct. This is required under s346C (1) and/or s346B and s346c (2) of the Corporations Act 2001.**

Failure to notify the ASIC of incorrect details or missing data in this Statement may result in substantial penalties.

If you have any questions about this form or if any of the data in this form is incorrect, please contact us.

Company Name  
**VSML SUPER PTY. LTD.**

ACN  
**169 462 159**

---

Annual Review Date  
**09/05/2019**

---

## Agent Information

ASIC Registered Agent Name	Sam Greco & Co Business Focus Solution
ASIC Registered Agent Number	9932
Address	Level 1, Mitcham House,, 1355 Gympie Road, ASPLEY, QLD 4034
Telephone	
Email	info@taxonline.com.au

---

## Address Information

Registered Office Address	'mitcham House' Level 1, 1355 Gympie Road, Aspley, QLD 4034
Principal Place of Business	132 APPLEBY ROAD, STAFFORD HEIGHTS, QLD 4053

**Company Officers**

Name VERONIQUE SOPHIE DE CARNE  
 Address 132 APPLEBY ROAD, STAFFORD HEIGHTS, QLD 4053  
 Date of Birth 17/02/1964  
 Place of Birth NICE, FRANCE  
 Offices held Director Appointed: 09/05/2014

Name STEPHEN WAYNE PARKER  
 Address 132 APPLEBY ROAD, STAFFORD HEIGHTS, QLD 4053  
 Date of Birth 24/01/1960  
 Place of Birth SYDNEY, NSW  
 Offices held Director Appointed: 09/05/2014  
 Secretary Appointed: 09/05/2014

**Company Share Structure**

Share Class	Shares description	Number Issued	Total amount paid on these shares	Total amount unpaid on these shares
ORD	ORDINARY SHARES	100	\$100.00	\$0.00

**Company Shareholders**

Shareholder	Class Code	Total Number of shares held	Are shares fully paid?	Are shares beneficially owned?
VERONIQUE SOPHIE DE CARNE 132 APPLEBY ROAD, STAFFORD HEIGHTS, QLD 4053	ORD	50	Yes	Yes
STEPHEN WAYNE PARKER 132 APPLEBY ROAD, STAFFORD HEIGHTS, QLD 4053	ORD	50	Yes	Yes

**End of Company Statement**

This concludes the information to which the company must respond under s346C of the Corporations Act 2001.

**Declaration and Signature**

I certify that the information in this form is true and correct

Name STEPHEN WAYNE PARKER  
 Capacity Director

Sign here

Date 10/05/2019

# ASIC

Australian Securities and Investments Commission  
ABN 86 768 265 615

Inquiries  
[www.asic.gov.au/invoices](http://www.asic.gov.au/invoices)  
1300 300 630

**VSML SUPER PTY. LTD.**  
**ACN/ARBN 169 462 159**  
**C/- Sam Greco & Co Business Focus Solution**  
**'mitcham House' Level 1, 1355 Gympie Road, Aspley, QLD 4034**

## Invoice Statement

Issue Date: 09/05/2019  
Account Number: 22 169462159

### Summary

**Balance Outstanding** \$0.00  
**New Charges** \$53.00

### Please Pay

Immediately \$0.00  
By 09/07/2019 \$53.00

**TOTAL DUE** \$53.00

***If you have already paid please ignore this invoice statement***

- Amounts not subject to GST (Treasurer's Determination – Exempt taxes fees and charges).
- Payment of your Annual Review Fee will maintain your registration as an Australian Company

- Late Fees will apply if you do NOT:
  - tell us about a change during the period that the Law allows
  - bring your company or scheme details up to date within 28 days of the date of issue of the annual company statement, or
  - pay your annual review within 2 months of the annual review date
- Information on late fee amounts can be found on the ASIC website

Date	Reference	Description	Amount
09/05/2019	3X1352059480P PA	2019 Annual Review	53.00

## Payment Slip

**VSML SUPER PTY. LTD.**

**ACN/ARBN 169 462 159**  
Account Number: 22 169462159

### Payment Options

Immediately \$0.00  
By 09/07/2019 \$53.00  
Total Due \$53.00



\*814 129 0002291694621593 30



22 169462159



Billpay Code: 8929  
Ref: 2291 6946 2159 330



Bill Code: 17301  
Reference: 2291694621593



In person at any Post Office, pay by cash, Cheque, EFTPOS, Mastercard or VISA



By phone 13 18 16 pay by Mastercard or VISA



Online [postbillpay.com.au](http://postbillpay.com.au) by Mastercard or VISA



Mail this payment slip and your cheque to  
ASIC, Locked Bag 5000, Gippsland Mail Centre VIC 3841.

Telephone & Internet Banking – BPAY  
Contact your bank, credit union or building society to make payment



## Super Fund Lookup

# The Trustee for VSML Futures Super Fund

ABN:	44 188 188 511 <a href="#">View record on ABN Lookup</a>
ABN Status:	Active from 09 May 2014
Fund type:	ATO Regulated Self-Managed Superannuation Fund
Contact details:	132 APPLEBY RD STAFFORD HEIGHTS QLD 4053 AUSTRALIA
Status:	Complying

ABN last updated: 15 May 2014

Record extracted: 04 Mar 2020

## What does 'Complying' mean?

A 'Complying' SMSF:

- is a regulated fund
- is a resident of Australia, and
- has been issued with a [Notice of compliance](#)

## APRA Funds

See the [guidance](#) issued by APRA for further assistance in managing transfers and rollovers to SMSFs. Use the [ATO Business Portal](#) to verify a person is a member of the SMSF before completing a transfer or rollover.

## Superannuation guarantee payments

Contributions made to complying funds can qualify as Superannuation Guarantee (SG) payments. This record extract can be used to confirm this fund has been issued with a *Notice of Compliance* and is currently entitled to receive employer SG payments.

## Tax rates

Complying funds that meet [Superannuation Industry \(Supervision\) Act 1993](#) (SISA) standards qualify for [concessional tax rates](#).

Also refer to [frequently asked questions](#).

## Disclaimer

This extract is based on information supplied by superannuation entities to the Commissioner of Taxation.

**Important** Neither the Australian Government nor the ATO endorse or guarantee the performance of super funds.





## C - Other Documents

2022 Financial Year

---

**Preparer** Louise Barlow

**Reviewer** Sam Greco

**Status** Not Started

### Supporting Documents

No supporting documents

### Standard Checklist

- Attach copy of any SOAs issued during the Financial Year
- Attach copy of Investment Strategy
- Attach signed Engagement Letter
- Attach signed Trustee Representation Letter
- Attach Trustee Minutes prepared during the year

# D - Pension Documentation

2022 Financial Year

---

**Preparer** Louise Barlow

**Reviewer** Sam Greco

**Status** Not Started

## Supporting Documents

- Transfer Balance Account Summary Report
- Pension Summary Report Report

## Standard Checklist

- Attach Actuarial Certificate
- Attach documentation supporting any pensions commenced during the financial year
- Attach documentation supporting any pensions commuted during the financial year
- Ensure correct Transfer Balance Account Reports have been lodged with the ATO

VSML Futures Super Fund

# Pension Summary

As at 30 June 2022

**Member Name :** Parker, Stephen

**Member Age :** 61\* (Date of Birth : Provided)

Member Code	Pension Type	Pension Start Date	Tax Free	Min / PF	Minimum	Maximum	Gross Pension Payments	PAYG	Net Pension Payment	Amount to reach Minimum
PARSTE0002P	Transition to Retirement Pension	01/07/2019	11.44%	2.00%	\$7,930.00*	\$39,649.34	\$7,930.00	\$0.00	\$7,930.00	\$0.00

\*COVID-19 50% reduction has been applied to the minimum pension amount.

					<b>\$7,930.00</b>	<b>\$39,649.34</b>	<b>\$7,930.00</b>	<b>\$0.00</b>	<b>\$7,930.00</b>	<b>\$0.00</b>
--	--	--	--	--	-------------------	--------------------	-------------------	---------------	-------------------	---------------

**Total :**

					<b>\$7,930.00</b>	<b>\$39,649.34</b>	<b>\$7,930.00</b>	<b>\$0.00</b>	<b>\$7,930.00</b>	<b>\$0.00</b>
--	--	--	--	--	-------------------	--------------------	-------------------	---------------	-------------------	---------------

\*Age as at 01/07/2021 or pension start date for new pensions.

**VSML Futures Super Fund**

# **Transfer Balance Account Summary**

For The Period 01 July 2021 - 30 June 2022

---

<b>Member</b>	<b>Pension Type</b>	<b>Date</b>	<b>Lodgment Date</b>	<b>Transaction Type</b>	<b>Event Type</b>	<b>Debit</b>	<b>Credit</b>	<b>Balance</b>	<b>Cap Limit</b>	<b>Remaining Cap</b>
---------------	---------------------	-------------	--------------------------	-------------------------	-----------------------	--------------	---------------	----------------	------------------	----------------------

---

Stephen Parker

Veronique De Carne

# E - Estate Planning

2022 Financial Year

---

**Preparer** Louise Barlow

**Reviewer** Sam Greco

**Status** Not Started

## Supporting Documents

No supporting documents

## Standard Checklist

- Attach Death Benefit Nominations (if applicable)
- Attach Life Insurance Policies (if applicable)
- Attach Reversionary Pension documentation (if applicable)
- Attach SMSF Will (if applicable)
- Review current Estate planning to ensure it matches wishes of members