

From First to Last by Account
Options: Not summarised, Excluding NIL Balances
From 01/07/2020 To 30/06/2021

Client Code: JAC504

| Last Year | Account | Description | Debit | Credit |
|-------------|------------|--------------------------------------|-----------|-----------|
| (48120.96) | 198 | Dividends received | | 35406.05 |
| | 199 | Interest received | | |
| (21.03) | 19901 | Westpac - Cash Management Account | | 7.46 |
| (7019.18) | 19905 | Westpac Term Deposits | | 3375.00 |
| | 202 | Managed fund distributions | | |
| (619.52) | 20202 | APN property for income fund | - | |
| | 204 | Movement in Net Market Values | | |
| 129161.15 | 20402 | Listed equities | | 229410.64 |
| (6446.49) | 20404 | Managed funds | - | |
| 8491.35 | 20432 | Listed equities | - | |
| 5185.56 | 20434 | Managed funds | - | |
| 3190.00 | 300 | Accountancy fees | 3212.00 | |
| 26.00 | 309 | Bank charges | 20.30 | |
| 313.00 | 364 | Filing fees | 314.00 | |
| | 550 | SUPERANNUATION FUND | | |
| 84139.88 | 55002 | Profit Earned This Year | - | |
| (84139.88) | 55003 | Distribution to Members | 264652.85 | |
| | 551 | RUSSELL GEORGE JACOBSEN | | |
| (668365.15) | 55101 | Balance at beginning of year | | 638432.68 |
| 39050.99 | 55102 | Allocated earnings | | 122830.66 |
| (9118.52) | 55105 | Income tax expense on earnings | 8082.45 | |
| | 552 | SUSANNE JACOBSEN | | |
| (771702.65) | 55201 | Balance at beginning of year | | 737142.15 |
| 45088.89 | 55202 | Allocated earnings | | 141822.19 |
| (10528.39) | 55205 | Income tax expense on earnings | 9332.13 | |
| 1286.72 | 664 | Other debtors | 1500.36 | |
| 203821.82 | 680 | Cash at bank | 220172.34 | |
| 250000.00 | 681 | Term Deposits | 250000.00 | |
| | 795 | Shares in listed companies | | |
| 61456.00 | 79511 | ANZ Ltd | 92811.00 | |
| 105780.00 | 79512 | Australian Pipeline Trust | 84586.00 | |
| 110899.00 | 79515 | BHP Billiton Ltd | 150373.00 | |
| 200693.00 | 79518 | Commonwealth Bank Ltd | 288724.00 | |
| 101200.00 | 79519 | CBA Perls IX | 102000.00 | |
| 80483.00 | 79530 | Ishares 100 ETF | 100065.00 | |
| - | 79532 | Ishares global healthcare ETF | 11130.00 | |
| 8275.00 | 79541 | Stockland Property Ltd | 11650.00 | |
| 34020.00 | 79542 | Sydney Airports Ltd | 41491.00 | |
| 54650.00 | 79545 | Telstra Corp Ltd | 65650.00 | |
| 25195.00 | 79550 | Vanguard AFI Index ETF | 24122.00 | |
| - | 79551 | Vanguard International ETF | 11630.00 | |
| 84998.00 | 79552 | Wesfarmers Ltd | 112054.00 | |
| 59056.00 | 79555 | Westpac Banking Corp | 84915.00 | |
| 6495.00 | 79560 | Woodside Petroleum Ltd | 6663.00 | |
| 6575.31 | 904 | Provision for income tax | 5891.67 | |
| (19309.02) | 944 | Provision for deferred tax liability | | 42615.27 |

From First to Last by Account
Options: Not summarised, Excluding NIL Balances
Client Code: JAC504 From 01/07/2020 To 30/06/2021

| Last Year | Account | Description | Debit | Credit |
|------------------|----------------|------------------------------------|--------------|---------------|
| | 999 | Jobstream Selection Account | | |
| 22.00 | 99901 | Jobstream Selection Account | 22.00 | |
| (22.00) | 99999 | Clearing balance | | 22.00 |
| <hr/> | | | <hr/> | <hr/> |
| 84139.88 | | Total | 1951064.10 | 1951064.10 |

NET PROFIT THIS YEAR 264652.85
NET LOSS LAST YEAR 84139.88

No. of Accounts: 41
No. of Entries: 54

Client Code: JAC504
From First to Last by Account
From 01/07/2020 To 30/06/2021

| Date | Type Gp | Ref. | Debit | Credit | Balance |
|--|---------|------|---------|-----------|--|
| 198 Dividends received | | | | | |
| | | | | | LY Closing Balance (48120.96) |
| 30/06/2021 | Jnl | 1 | | 35192.41 | (35192.41) |
| | | | | | cash receipts & pmts for the year |
| 30/06/2021 | Jnl | 2 | 38.21 | | (35154.20) |
| | | | | | apa dist 2021 to other debtors |
| 30/06/2021 | Jnl | 2 | | 199.54 | (35353.74) |
| | | | | | ioo dist 2021 to other debtors |
| 30/06/2021 | Jnl | 2 | | 73.02 | (35426.76) |
| | | | | | ixj dist 2021 to other debtors |
| 30/06/2021 | Jnl | 2 | 118.27 | | (35308.49) |
| | | | | | vaf dist 2021 to other debtors |
| 30/06/2021 | Jnl | 2 | | 97.56 | (35406.05) |
| | | | | | vgs dist 2021 to other debtors |
| | | | 156.48 | 35562.53 | (35406.05) |
| | | | | | Closing Balance |
| 199 Interest received | | | | | |
| 19901 Westpac - Cash Management Account | | | | | |
| | | | | | LY Closing Balance (21.03) |
| 30/06/2021 | Jnl | 1 | | 7.46 | (7.46) |
| | | | | | cash receipts & pmts for the year |
| | | | 0.00 | 7.46 | (7.46) |
| | | | | | Closing Balance |
| 19905 Westpac Term Deposits | | | | | |
| | | | | | LY Closing Balance (7019.18) |
| 30/06/2021 | Jnl | 1 | | 3375.00 | (3375.00) |
| | | | | | cash receipts & pmts for the year |
| | | | 0.00 | 3375.00 | (3375.00) |
| | | | | | Closing Balance |
| 204 Movement in Net Market Values | | | | | |
| 20402 Listed equities | | | | | |
| | | | | | LY Closing Balance 129161.15 |
| 30/06/2021 | Jnl | 3 | | 229410.64 | (229410.64) |
| | | | | | revaluation of investments to market value at year end |
| | | | 0.00 | 229410.64 | (229410.64) |
| | | | | | Closing Balance |
| 300 Accountancy fees | | | | | |
| | | | | | LY Closing Balance 3190.00 |
| 30/06/2021 | Jnl | 1 | 3212.00 | | 3212.00 |
| | | | | | cash receipts & pmts for the year |
| | | | 3212.00 | 0.00 | 3212.00 |
| | | | | | Closing Balance |

Client Code: JAC504
From First to Last by Account
From 01/07/2020 To 30/06/2021

| Date | Type Gp | Ref. | Debit | Credit | Balance |
|---|---------|------|---------------------------|----------|--|
| 309 Bank charges | | | | | |
| | | | | | LY Closing Balance 26.00 |
| 30/06/2021 | Jnl | 1 | 21.00 | | 21.00 |
| | | | | | cash receipts & pmts for the year |
| 30/06/2021 | Jnl | 1 | | 0.70 | 20.30 |
| | | | | | cash receipts & pmts for the year |
| | | | Closing Balance 21.00 | 0.70 | 20.30 |
| 364 Filing fees | | | | | |
| | | | | | LY Closing Balance 313.00 |
| 30/06/2021 | Jnl | 1 | 55.00 | | 55.00 |
| | | | | | cash receipts & pmts for the year |
| 30/06/2021 | Jnl | 1 | 259.00 | | 314.00 |
| | | | | | cash receipts & pmts for the year |
| | | | Closing Balance 314.00 | 0.00 | 314.00 |
| 550 SUPERANNUATION FUND | | | | | |
| 55001 Unallocated Benefits Brought Forward | | | | | |
| | | | | | Opening Balance 0.00 |
| 01/07/2020 | Jnl | | 84139.88 | | 84139.88 |
| | | | | | Year end balance forward |
| 01/07/2020 | Jnl | | | 84139.88 | 0.00 |
| | | | | | Year end balance forward |
| | | | Closing Balance 84139.88 | 84139.88 | 0.00 |
| 55002 Profit Earned This Year | | | | | |
| | | | | | Opening Balance 84139.88 |
| 01/07/2020 | Jnl | | | 84139.88 | 0.00 |
| | | | | | Year end balance forward : Profit distribution |
| | | | Closing Balance 0.00 | 84139.88 | 0.00 |
| 55003 Distribution to Members | | | | | |
| | | | | | Opening Balance (84139.88) |
| 01/07/2020 | Jnl | | 84139.88 | | 0.00 |
| | | | | | Year end balance forward |
| 30/06/2021 | Jnl | 4 | 264652.85 | | 264652.85 |
| | | | | | allocation of net earnings to members for the year |
| | | | Closing Balance 348792.73 | 0.00 | 264652.85 |
| 551 RUSSELL GEORGE JACOBSEN | | | | | |

Client Code: JAC504
From First to Last by Account
From 01/07/2020 To 30/06/2021

| Date | Type Gp | Ref. | Debit | Credit | Balance |
|--------------|---------------------------------------|------|-----------------|-----------|---|
| 55101 | Balance at beginning of year | | | | |
| | | | | | Opening Balance |
| | | | | | (668365.15) |
| 01/07/2020 | Jnl | | 39050.99 | | (629314.16) |
| | | | | | Year end balance forward |
| 01/07/2020 | Jnl | | | 9118.52 | (638432.68) |
| | | | | | Year end balance forward |
| | | | Closing Balance | 39050.99 | 9118.52 |
| | | | | | (638432.68) |
| 55102 | Allocated earnings | | | | |
| | | | | | Opening Balance |
| | | | | | 39050.99 |
| 01/07/2020 | Jnl | | | 39050.99 | 0.00 |
| | | | | | Year end balance forward |
| 30/06/2021 | Jnl | 4 | | 122830.66 | (122830.66) |
| | | | | | allocation of net earnings to members for the year |
| | | | Closing Balance | 0.00 | 161881.65 |
| | | | | | (122830.66) |
| 55105 | Income tax expense on earnings | | | | |
| | | | | | Opening Balance |
| | | | | | (9118.52) |
| 01/07/2020 | Jnl | | 9118.52 | | 0.00 |
| | | | | | Year end balance forward |
| 30/06/2021 | Jnl | 5 | 8082.45 | | 8082.45 |
| | | | | | tax expense for the year |
| | | | Closing Balance | 17200.97 | 0.00 |
| | | | | | 8082.45 |
| 552 | SUSANNE JACOBSEN | | | | |
| 55201 | Balance at beginning of year | | | | |
| | | | | | Opening Balance |
| | | | | | (771702.65) |
| 01/07/2020 | Jnl | | 45088.89 | | (726613.76) |
| | | | | | Year end balance forward |
| 01/07/2020 | Jnl | | | 10528.39 | (737142.15) |
| | | | | | Year end balance forward |
| | | | Closing Balance | 45088.89 | 10528.39 |
| | | | | | (737142.15) |
| 55202 | Allocated earnings | | | | |
| | | | | | Opening Balance |
| | | | | | 45088.89 |
| 01/07/2020 | Jnl | | | 45088.89 | 0.00 |
| | | | | | Year end balance forward |
| 30/06/2021 | Jnl | 4 | | 141822.19 | (141822.19) |
| | | | | | allocation of net earnings to members for the year |
| | | | Closing Balance | 0.00 | 186911.08 |
| | | | | | (141822.19) |

Client Code: JAC504
From First to Last by Account
From 01/07/2020 To 30/06/2021

| Date | Type Gp | Ref. | Debit | Credit | Balance |
|---|---------|------|----------|----------|--|
| 55205 Income tax expense on earnings | | | | | |
| | | | | | Opening Balance (10528.39) |
| 01/07/2020 | Jnl | | 10528.39 | | 0.00 |
| | | | | | Year end balance forward |
| 30/06/2021 | Jnl | 5 | 9332.13 | | 9332.13 |
| | | | | | tax expense for the year |
| | | | 19860.52 | 0.00 | Closing Balance 9332.13 |
| 664 Other debtors | | | | | |
| | | | | | Opening Balance 1286.72 |
| 30/06/2021 | Jnl | 2 | 213.64 | | 1500.36 |
| | | | | | vgs dist 2021 to other debtors |
| | | | 213.64 | 0.00 | Closing Balance 1500.36 |
| 680 Cash at bank | | | | | |
| | | | | | Opening Balance 203821.82 |
| 30/06/2021 | Jnl | 1 | 16350.52 | | 220172.34 |
| | | | | | cash receipts & pmts for the year |
| | | | 16350.52 | 0.00 | Closing Balance 220172.34 |
| 681 Term Deposits | | | | | |
| | | | | | Opening Balance 250000.00 |
| | | | 0.00 | 0.00 | Closing Balance 250000.00 |
| 795 Shares in listed companies | | | | | |
| 79511 ANZ Ltd | | | | | |
| | | | | | Opening Balance 61456.00 |
| 30/06/2021 | Jnl | 3 | 31355.00 | | 92811.00 |
| | | | | | revaluation of investments to market value at year end |
| | | | 31355.00 | 0.00 | Closing Balance 92811.00 |
| 79512 Australian Pipeline Trust | | | | | |
| | | | | | Opening Balance 105780.00 |
| 30/06/2021 | Jnl | 3 | | 21194.00 | 84586.00 |
| | | | | | revaluation of investments to market value at year end |
| | | | 0.00 | 21194.00 | Closing Balance 84586.00 |
| 79515 BHP Billiton Ltd | | | | | |
| | | | | | Opening Balance 110899.00 |
| 30/06/2021 | Jnl | 3 | 39474.00 | | 150373.00 |
| | | | | | revaluation of investments to market value at year end |

Client Code: JAC504 From First to Last by Account
From 01/07/2020 To 30/06/2021

| Date | Type | Gp | Ref. | Debit | Credit | Balance |
|-----------------|------|----|------|---|--------|--------------------------------------|
| Closing Balance | | | | 39474.00 | 0.00 | 150373.00 |
| 79518 | | | | | | |
| | | | | | | Commonwealth Bank Ltd |
| Opening Balance | | | | | | 200693.00 |
| 30/06/2021 | Jnl | | 3 | 88031.00 | | 288724.00 |
| | | | | revaluation of investments to market value at year end | | |
| Closing Balance | | | | 88031.00 | 0.00 | 288724.00 |
| 79519 | | | | | | |
| | | | | | | CBA Perls IX |
| Opening Balance | | | | | | 101200.00 |
| 30/06/2021 | Jnl | | 3 | 800.00 | | 102000.00 |
| | | | | revaluation of investments to market value at year end | | |
| Closing Balance | | | | 800.00 | 0.00 | 102000.00 |
| 79530 | | | | | | |
| | | | | | | Ishares 100 ETF |
| Opening Balance | | | | | | 80483.00 |
| 30/06/2021 | Jnl | | 3 | 19582.00 | | 100065.00 |
| | | | | revaluation of investments to market value at year end | | |
| Closing Balance | | | | 19582.00 | 0.00 | 100065.00 |
| 79532 | | | | | | |
| | | | | | | Ishares global healthcare ETF |
| Opening Balance | | | | | | 0.00 |
| 30/06/2021 | Jnl | | 1 | 10139.65 | | 10139.65 |
| | | | | cash receipts & pmts for the year | | |
| 30/06/2021 | Jnl | | 3 | 990.35 | | 11130.00 |
| | | | | revaluation of investments to market value at year end | | |
| Closing Balance | | | | 11130.00 | 0.00 | 11130.00 |
| 79541 | | | | | | |
| | | | | | | Stockland Property Ltd |
| Opening Balance | | | | | | 8275.00 |
| 30/06/2021 | Jnl | | 3 | 3375.00 | | 11650.00 |
| | | | | revaluation of investments to market value at year end | | |
| Closing Balance | | | | 3375.00 | 0.00 | 11650.00 |
| 79542 | | | | | | |
| | | | | | | Sydney Airports Ltd |
| Opening Balance | | | | | | 34020.00 |
| 30/06/2021 | Jnl | | 1 | 5316.96 | | 39336.96 |
| | | | | cash receipts & pmts for the year | | |
| 30/06/2021 | Jnl | | 3 | 2154.04 | | 41491.00 |
| | | | | revaluation of investments to market value at year end | | |
| Closing Balance | | | | 7471.00 | 0.00 | 41491.00 |

Client Code: JAC504
From First to Last by Account
From 01/07/2020 To 30/06/2021

| Date | Type | Gp | Ref. | Debit | Credit | Balance |
|--------------|------|----|--|----------|---------|-----------|
| 79545 | | | Telstra Corp Ltd | | | |
| | | | Opening Balance | | | 54650.00 |
| 30/06/2021 | Jnl | | 3 | 11000.00 | | 65650.00 |
| | | | revaluation of investments to market value at year end | | | |
| | | | Closing Balance | 11000.00 | 0.00 | 65650.00 |
| 79550 | | | Vanguard AFI Index ETF | | | |
| | | | Opening Balance | | | 25195.00 |
| 30/06/2021 | Jnl | | 3 | | 1073.00 | 24122.00 |
| | | | revaluation of investments to market value at year end | | | |
| | | | Closing Balance | 0.00 | 1073.00 | 24122.00 |
| 79551 | | | Vanguard International ETF | | | |
| | | | Opening Balance | | | 0.00 |
| 30/06/2021 | Jnl | | 1 | 9796.75 | | 9796.75 |
| | | | cash receipts & pmts for the year | | | |
| 30/06/2021 | Jnl | | 3 | 1833.25 | | 11630.00 |
| | | | revaluation of investments to market value at year end | | | |
| | | | Closing Balance | 11630.00 | 0.00 | 11630.00 |
| 79552 | | | Wesfarmers Ltd | | | |
| | | | Opening Balance | | | 84998.00 |
| 30/06/2021 | Jnl | | 3 | 27056.00 | | 112054.00 |
| | | | revaluation of investments to market value at year end | | | |
| | | | Closing Balance | 27056.00 | 0.00 | 112054.00 |
| 79555 | | | Westpac Banking Corp | | | |
| | | | Opening Balance | | | 59056.00 |
| 30/06/2021 | Jnl | | 3 | 25859.00 | | 84915.00 |
| | | | revaluation of investments to market value at year end | | | |
| | | | Closing Balance | 25859.00 | 0.00 | 84915.00 |
| 79560 | | | Woodside Petroleum Ltd | | | |
| | | | Opening Balance | | | 6495.00 |
| 30/06/2021 | Jnl | | 3 | 168.00 | | 6663.00 |
| | | | revaluation of investments to market value at year end | | | |
| | | | Closing Balance | 168.00 | 0.00 | 6663.00 |

Client Code: JAC504
From First to Last by Account
From 01/07/2020 To 30/06/2021

| Date | Type | Gp | Ref. | Debit | Credit | Balance |
|---|-----------------------------------|----|------|---------|----------|------------|
| 904 Provision for income tax | | | | | | |
| | Opening Balance | | | | | 6575.31 |
| 30/06/2021 | Jnl | | 1 | | 6575.31 | 0.00 |
| | cash receipts & pmts for the year | | | | | |
| 30/06/2021 | Jnl | | 5 | 5891.67 | | 5891.67 |
| | tax expense for the year | | | | | |
| | Closing Balance | | | | | 5891.67 |
| 944 Provision for deferred tax liability | | | | | | |
| | Opening Balance | | | | | (19309.02) |
| 30/06/2021 | Jnl | | 5 | | 23306.25 | (42615.27) |
| | tax expense for the year | | | | | |
| | Closing Balance | | | | | 0.00 |
| 999 Jobstream Selection Account | | | | | | |
| 99901 Jobstream Selection Account | | | | | | |
| | Opening Balance | | | | | 22.00 |
| | Closing Balance | | | | | 0.00 |
| 99999 Clearing balance | | | | | | |
| | Opening Balance | | | | | (22.00) |
| | Closing Balance | | | | | 0.00 |
| | Debits | | | | | 857224.29 |
| | Credits | | | | | 857224.29 |
| | No. of Accounts | | | | | 38.00 |
| | No. of Entries | | | | | 54.00 |

Client Code: JACS04

| Date | Type | Grp | Ref | Account | Description | Amount | Bal2 | Narration |
|------------|------|-----|-----|---------|--------------------------------------|------------|------|--|
| 01/07/2020 | Jnl | | | 55002 | Profit Earned This Year | (84139.88) | - | Year end balance forward : Profit distribution |
| 01/07/2020 | Jnl | | | 55001 | Unallocated Benefits Brought Forward | 84139.88 | - | Year end balance forward |
| 01/07/2020 | Jnl | | | 55003 | Distribution to Members | 84139.88 | - | Year end balance forward |
| 01/07/2020 | Jnl | | | 55001 | Unallocated Benefits Brought Forward | (84139.88) | - | Year end balance forward |
| 01/07/2020 | Jnl | | | 55102 | Allocated earnings | (39050.99) | - | Year end balance forward |
| 01/07/2020 | Jnl | | | 55101 | Balance at beginning of year | 39050.99 | - | Year end balance forward |
| 01/07/2020 | Jnl | | | 55105 | Income tax expense on earnings | 9118.52 | - | Year end balance forward |
| 01/07/2020 | Jnl | | | 55101 | Balance at beginning of year | (9118.52) | - | Year end balance forward |
| 01/07/2020 | Jnl | | | 55202 | Allocated earnings | (45088.89) | - | Year end balance forward |
| 01/07/2020 | Jnl | | | 55201 | Balance at beginning of year | 45088.89 | - | Year end balance forward |
| 01/07/2020 | Jnl | | | 55205 | Income tax expense on earnings | 10528.39 | - | Year end balance forward |
| 01/07/2020 | Jnl | | | 55201 | Balance at beginning of year | (10528.39) | - | Year end balance forward |
| 30/06/2021 | Jnl | | 1 | 680 | Cash at bank | 16350.52 | - | Year end balance forward |
| 30/06/2021 | Jnl | | 1 | 79532 | Ishares global healthcare ETF | 10139.65 | - | cash receipts & prmts for the year |
| 30/06/2021 | Jnl | | 1 | 79542 | Sydney Airports Ltd | 5316.96 | - | cash receipts & prmts for the year |
| 30/06/2021 | Jnl | | 1 | 79551 | Vanguard International ETF | 9796.75 | - | cash receipts & prmts for the year |
| 30/06/2021 | Jnl | | 1 | 309 | Bank charges | 21.00 | - | cash receipts & prmts for the year |
| 30/06/2021 | Jnl | | 1 | 364 | Filing fees | 55.00 | - | cash receipts & prmts for the year |
| 30/06/2021 | Jnl | | 1 | 300 | Accountancy fees | 3212.00 | - | cash receipts & prmts for the year |
| 30/06/2021 | Jnl | | 1 | 198 | Dividends received | (35192.41) | - | cash receipts & prmts for the year |
| 30/06/2021 | Jnl | | 1 | 19901 | Westpac - Cash Management Account | (7.46) | - | cash receipts & prmts for the year |

Client Code: JAC504

| Date | Type | Grp | Ref | Account | Description | Amount | Bal2 | Narration |
|------------|------|-----|-----|---------|-------------------------------|------------|------|--|
| 30/06/2021 | Jnl | | 1 | 19905 | Westpac Term Deposits | (3375.00) | - | year |
| 30/06/2021 | Jnl | | 1 | 364 | Filing fees | 259.00 | - | cash receipts & pmnts for the year |
| 30/06/2021 | Jnl | | 1 | 904 | Provision for income tax | (6575.31) | - | cash receipts & pmnts for the year |
| 30/06/2021 | Jnl | | 1 | 309 | Bank charges | (0.70) | - | cash receipts & pmnts for the year |
| 30/06/2021 | Jnl | | 2 | 198 | Dividends received | 38.21 | - | apa dist 2021 to other debtors |
| 30/06/2021 | Jnl | | 2 | 198 | Dividends received | (199.54) | - | ioo dist 2021 to other debtors |
| 30/06/2021 | Jnl | | 2 | 198 | Dividends received | (73.02) | - | ixj dist 2021 to other debtors |
| 30/06/2021 | Jnl | | 2 | 198 | Dividends received | 118.27 | - | vaf dist 2021 to other debtors |
| 30/06/2021 | Jnl | | 2 | 198 | Dividends received | (97.56) | - | vgs dist 2021 to other debtors |
| 30/06/2021 | Jnl | | 2 | 664 | Other debtors | 213.64 | - | vgs dist 2021 to other debtors |
| 30/06/2021 | Jnl | | 3 | 79511 | ANZ Ltd | 31355.00 | - | revaluation of investments to market value at year end |
| 30/06/2021 | Jnl | | 3 | 79512 | Australian Pipeline Trust | (21194.00) | - | revaluation of investments to market value at year end |
| 30/06/2021 | Jnl | | 3 | 79515 | BHP Billiton Ltd | 39474.00 | - | revaluation of investments to market value at year end |
| 30/06/2021 | Jnl | | 3 | 79518 | Commonwealth Bank Ltd | 88031.00 | - | revaluation of investments to market value at year end |
| 30/06/2021 | Jnl | | 3 | 79519 | CBA Perls IX | 800.00 | - | revaluation of investments to market value at year end |
| 30/06/2021 | Jnl | | 3 | 79530 | Ishares 100 ETF | 19582.00 | - | revaluation of investments to market value at year end |
| 30/06/2021 | Jnl | | 3 | 79532 | Ishares global healthcare ETF | 990.35 | - | revaluation of investments to market value at year end |
| 30/06/2021 | Jnl | | 3 | 79541 | Stockland Property Ltd | 3375.00 | - | revaluation of investments to market value at year end |
| 30/06/2021 | Jnl | | 3 | 79542 | Sydney Airports Ltd | 2154.04 | - | revaluation of investments to market value at year end |
| 30/06/2021 | Jnl | | 3 | 79545 | Telstra Corp Ltd | 11000.00 | - | revaluation of investments to market value at year end |
| 30/06/2021 | Jnl | | 3 | 79550 | Vanguard AFI Index ETF | (1073.00) | - | revaluation of investments to market value at year end |

Client Code: JAC504

| Date | Type | Grp | Ref | Account | Description | Amount | Bal2 | Narration |
|------------|------|-----|-----|---------|--------------------------------------|-------------|------|--|
| 30/06/2021 | Jnl | 3 | 3 | 79551 | Vanguard International ETF | 1833.25 | - | market value at year end |
| 30/06/2021 | Jnl | 3 | 3 | 79552 | Westfarmers Ltd | 27056.00 | - | revaluation of investments to market value at year end |
| 30/06/2021 | Jnl | 3 | 3 | 79555 | Westpac Banking Corp | 25859.00 | - | revaluation of investments to market value at year end |
| 30/06/2021 | Jnl | 3 | 3 | 79560 | Woodside Petroleum Ltd | 168.00 | - | revaluation of investments to market value at year end |
| 30/06/2021 | Jnl | 3 | 3 | 20402 | Listed equities | (229410.64) | - | revaluation of investments to market value at year end |
| 30/06/2021 | Jnl | 4 | 4 | 55003 | Distribution to Members | 264652.85 | - | allocation of net earnings to members for the year |
| 30/06/2021 | Jnl | 4 | 4 | 55102 | Allocated earnings | (122830.66) | - | allocation of net earnings to members for the year |
| 30/06/2021 | Jnl | 4 | 4 | 55202 | Allocated earnings | (141822.19) | - | allocation of net earnings to members for the year |
| 30/06/2021 | Jnl | 5 | 5 | 904 | Provision for income tax | 5891.67 | - | tax expense for the year |
| 30/06/2021 | Jnl | 5 | 5 | 944 | Provision for deferred tax liability | (23306.25) | - | tax expense for the year |
| 30/06/2021 | Jnl | 5 | 5 | 55105 | Income tax expense on earnings | 8082.45 | - | tax expense for the year |
| 30/06/2021 | Jnl | 5 | 5 | 55205 | Income tax expense on earnings | 9332.13 | - | tax expense for the year |

Debits: 857224.29
Credits: (857224.29)
Total: -

No. Trans: 54

VISTA GRAPHICS PROVIDENT FUND
MEMBERS ACCOUNTS
AS AT 30 JUNE 2021

| MEMBER | RUSSELL JACOBSEN | SUSANNE JACOBSEN | INVESTMENT FLUCTUATION RESERVE | TOTAL |
|---------------------------------------|---------------------|---------------------|--------------------------------------|---------------------|
| OPENING BALANCE | 638,431.69 | 737,143.14 | 0.00 | 1,375,574.83 |
| EMPLOYER CONTRIBUTIONS | 0.00 | 0.00 | 0.00 | 0.00 |
| MEMBER CONTRIBUTIONS | 0.00 | 0.00 | 0.00 | 0.00 |
| TAX APPLICABLE TO CONTRIBUTIONS | 0.00 | 0.00 | 0.00 | 0.00 |
| SURCHARGE ON CONTRIBUTIONS | 0.00 | 0.00 | 0.00 | 0.00 |
| BENEFITS TRANSFERRED IN | 0.00 | 0.00 | 0.00 | 0.00 |
| SHARE OF PROFIT | 122,830.66 | 141,822.19 | 0.00 | 264,652.85 |
| TAX APPLICABLE TO PROFIT | -8,082.45 | -9,332.13 | 0.00 | -17,414.58 |
| INSURANCE PREMIUMS PAID | 0.00 | 0.00 | 0.00 | 0.00 |
| BENEFITS PAID OUT | 0.00 | 0.00 | 0.00 | 0.00 |
| TOTAL MEMBERS ACCOUNT | 753,179.90 | 869,633.21 | 0.00 | 1,622,813.11 |
| REPRESENTED BY | | | | |
| TAX FREE COMPONENT | | | | |
| CONTRIBUTIONS SEGMENT | 0.00 | 0.00 | 0.00 | 0.00 |
| CRYSTALLISED SEGMENT | 89,861.46 | 205,564.25 | 0.00 | 295,425.71 |
| TAXABLE COMPONENT | | | | |
| TAXED ELEMENT | 663,318.44 | 664,068.96 | 0.00 | 1,327,387.40 |
| UNTAXED ELEMENT (INSURANCE COMPONENT) | 0.00 | 0.00 | 0.00 | 0.00 |
| TOTAL MEMBERS BENEFIT | 753,179.90 | 869,633.21 | 0.00 | 1,622,813.11 |
| ELIGIBLE SERVICE PERIOD | | | | |
| AGE - 30 JUNE 2021 | 76 | 78 | | |
| PERIOD START DATE | 08/06/1979 | 08/06/1979 | | |
| PRE JUNE 1983 DAYS | 1,483 | 1,483 | 0 | |
| POST JUNE 1983 DAYS | 13,879 | 13,879 | | |
| TOTAL SERVICE DAYS - 30/06/21 | 15,362 | 15,362 | 0 | |
| | | | | |

| KEY NOTES AND FORMULAS | | | |
|--|------------|-------------|------|
| CONTRIBUTIONS SEGMENT | | | |
| OPENING BALANCE - 01/07/2020 | 0.00 | 0.00 | 0.00 |
| EXTERNAL FUND TRANSFERS | 0.00 | 0.00 | 0.00 |
| MEMBERS CONTRIBUTIONS | 0.00 | 0.00 | 0.00 |
| LESS: BENEFITS PAID/ TRANSFERS OUT | 0.00 | 0.00 | 0.00 |
| | | | |
| CRYSTALLISED SEGMENT | | | |
| UNDEDUCTED CONTRIBUTIONS - PRE 1/7/07 | 32,118.53 | 138,929.62 | |
| PRE JULY 1983 COMPONENT - PRE 1/7/07 | 57,742.93 | 66,634.63 | |
| EXTERNAL FUND TRANSFERS | 0.00 | 0.00 | |
| CGT EXEMPT COMPONENT | 0.00 | 0.00 | |
| CONCESSIONAL COMPONENT | 0.00 | 0.00 | |
| POST JUNE 1994 INVALIDITY COMPONENT | 0.00 | 0.00 | |
| | 89,861.46 | 205,564.25 | |
| | | | |
| TAXABLE COMPONENT (TAXED ELEMENT) | | | |
| MEMBERS ACCOUNT BALANCE - 30/06/21 | 753,179.90 | 869,633.21 | |
| LESS: CONTRIBUTIONS SEGMENT | 0.00 | 0.00 | |
| LESS: CRYSTALLISED SEGMENT | -89,861.46 | -205,564.25 | |
| | 663,318.44 | 664,068.96 | |
| | | | |
| | | | |

NOTES

The following link should be used to verify the calculation of the crystallised segment as at 30 June 2007
<http://calculators.ato.gov.au/scripts/axos/axos.asp?CONTEXT=&KBS=SCC.xr4&go=ok>

VISTA GRAPHICS PROVIDENT FUND
MEMBERS ACCOUNTS
AS AT 30 JUNE 2021

| EARNINGS RATE | 2021 | 2020 | 2019 | 2018 | 2017 | 2016 | 2015 | 2014 | 2013 | 2012 |
|----------------------------|--------------|--------------|--------------|--------------|--------------|--------------|--------------|--------------|------------|------------|
| OPENING BALANCE OF FUND | 1,375,574.83 | 1,440,067.80 | 1,298,214.49 | 1,226,054.79 | 1,154,980.78 | 1,165,977.79 | 1,119,029.66 | 1,003,639.50 | 871,464.46 | 862,458.87 |
| NET FUND EARNINGS | | | | | | | | | | |
| EARNINGS FOR YEAR | 264,652.85 | -84,139.88 | 140,248.64 | 70,054.64 | 69,309.70 | -21,906.85 | 42,053.65 | 119,756.58 | 139,419.61 | -144.21 |
| TAX APPLICABLE TO EARNINGS | -17,414.58 | 19,646.91 | 1,604.67 | 2,105.06 | 1,764.31 | 10,909.84 | 4,894.48 | -4,366.42 | -7,244.57 | 9,149.80 |
| NET FUND EARNINGS | 247,238.27 | -64,492.97 | 141,853.31 | 72,159.70 | 71,074.01 | -10,997.01 | 46,948.13 | 115,390.16 | 132,175.04 | 9,005.59 |
| AVERAGE EARNING RATE | 17.97% | -4.48% | 10.93% | 5.89% | 6.15% | -0.94% | 4.20% | 11.50% | 15.17% | 1.04% |
| AVERAGE 5 YEAR RATE | 7.29% | 3.51% | 5.24% | 5.36% | 7.21% | 6.19% | 8.42% | 9.74% | 5.46% | 0.72% |

VISTA GRAPHICS PROVIDENT FUND
 INCOME TAX EXPENSE CALCULATION WORKSHEET
 FOR THE PERIOD ENDED 30 JUNE 2021

| DESCRIPTION | INCOME TAX EXPENSE | | PROVISION FOR TAX | FUTURE INCOME TAX BENEFIT | | PROVISION FOR DEFERRED TAX | | |
|--|--------------------|--|-------------------|---------------------------|----------|----------------------------|-------------|-----------------|
| | | | | OPENING BALANCE | MOVEMENT | OPENING BALANCE | MOVEMENT | CLOSING BALANCE |
| ACCRUED BENEFITS FROM OPERATIONS | 264,653.00 | | -264,653.00 | | | | | |
| PERMANENT DIFFERENCES | | | | | | | | |
| PENALTIES & FINES | 0.00 | | 0.00 | | | | | |
| IMPUTATION CREDITS | 12,203.00 | | -12,203.00 | | | | | |
| FOREIGN TAX CREDITS | 255.00 | | -255.00 | | | | | |
| WITHHOLDING TAX | 0.00 | | 0.00 | | | | | |
| NON ASSESSABLE PORTION OF TRUST DISTRIBUTIONS | 0.00 | | 0.00 | | | | | |
| NON ASSESSABLE TRUST | | | | | | | | |
| CAPITAL GAINS | -268.00 | | 268.00 | | | | | |
| NON ASSESSABLE PORTION OF REALISED CAPITAL GAINS | 0.00 | | 0.00 | | | | | |
| NON ASSESSABLE PORTION OF UNREALISED CAPITAL GAINS | 0.00 | | 0.00 | | | | | |
| MEMBER CONTRIBUTIONS | 0.00 | | 0.00 | | | | | |
| 1/3 DISCOUNT ON UNREALISED CAPITAL GAINS | -77,688.00 | | 77,688.00 | | | | | |
| TIMING DIFFERENCES | | | | | | | | |
| TAX DEFERRED TRUST DIST | | | 3,652.00 | | | -128,727.00 | -155,375.00 | -284,102.00 |
| UNREALISED CAPITAL GAINS | | | 229,411.00 | | | | | |
| PRIOR YEAR BALANCE NOT BOUGHT TO ACCOUNTS | | | | | | | | 0.00 |
| CAPITAL LOSSES | | | | | | | | |
| OPENING BALANCE | | | | | | | | |
| CLOSING BALANCE | | | | | | | | |
| less PERMANENT DIFFERENCE | | | | | | | | |
| DISC ON UNREALISED CAP GAINS | | | -77,688.00 | | | 0.00 | 0.00 | 0.00 |
| DISC ON OPENING BALANCE | | | 0.00 | | | | 0.00 | |
| TOTAL ASSESSABLE INCOME | 199,154.99 | | -43,780.00 | 0.00 | 0.00 | -128,727.00 | -155,374.99 | -284,102.00 |
| TAX PAYABLE AT 15% | 29,873.25 | | -6,567.00 | 0.00 | 0.00 | -19,309.05 | -23,306.25 | -42,615.30 |
| IMPUTATION CREDITS | -12,203.31 | | 12,203.31 | | | | | |
| FOREIGN TAX CREDITS | -255.36 | | 255.36 | | | | | |
| TFN TAX | 0.00 | | 0.00 | | | | | |
| TOTAL TAX PAYABLE | 17,414.58 | | 5,891.67 | 0.00 | 0.00 | -19,309.05 | -23,306.25 | -42,615.30 |

| MANAGED FUND TAX ADJUSTMENTS | IMPUTATION CREDITS | FOREIGN TAX CREDITS | TAX FREE INCOME | TAX DEF INCOME | DISCOUNT CAP GAINS | TFN TAX |
|------------------------------|--------------------|---------------------|-----------------|----------------|--------------------|---------|
| B/FWD CREDITS | | | | | | |
| APN PROPERTY FOR INCOME FUND | 0.00 | 0.00 | 0.00 | 0.00 | 0.00 | 0.00 |
| VANGUARD GLOBAL 100 ETF | 0.00 | 255.36 | 0.00 | 0.00 | 268.32 | 0.00 |
| SYDNEY AIRPORT | 0.00 | 0.00 | 0.00 | 0.00 | 0.00 | 0.00 |
| STOCKLAND TRUST | 0.00 | 0.00 | 0.00 | 0.00 | 0.00 | 0.00 |
| AUSTRALIAN PIPELINE TRUST | 0.00 | 0.00 | 0.00 | 3,651.72 | 0.00 | 0.00 |
| CROMWELL PROPERTY GROUP | 0.00 | 0.00 | 0.00 | 0.00 | 0.00 | 0.00 |
| DIRECT EQUITIES | 12,203.31 | 0.00 | 0.00 | 0.00 | 0.00 | 0.00 |
| TOTALS | 12,203.31 | 255.36 | 0.00 | 3,651.72 | 268.32 | 0.00 |
| C/FWD CREDITS | | | | | | |



Australian Government
Australian Taxation Office

Agent STIRLING WARTON TAYLOR PTY LIMITED
Client VISTA GRAPHICS PTY LTD
PROVIDENT FUND
ABN 71 084 391 754
TFN 95 749 367

Income tax 551

| | |
|-----------------------|------------|
| Date generated | 23/09/2021 |
| Overdue | \$0.00 |
| Not yet due | \$0.00 |
| Balance | \$0.00 |

Transactions

2 results found - from **01 July 2020** to **23 September 2021** sorted by **processed date** ordered **newest to oldest**

| Processed date | Effective date | Description | Debit (DR) | Credit (CR) | Balance |
|----------------|----------------|---|------------|-------------|---------------|
| 4 Dec 2020 | 9 Dec 2020 | EFT refund for Income Tax for the period from 01 Jul 19 to 30 Jun 20 | \$6,316.31 | | \$0.00 |
| 4 Dec 2020 | 4 Dec 2020 | Tax return Self Man Superfund - Income Tax for the period from 01 Jul 19 to 30 Jun 20 | | \$6,316.31 | \$6,316.31 CR |



Australian Government

Australian Taxation Office

Agent STIRLING WARTON TAYLOR PTY
LIMITED**Client** VISTA GRAPHICS PTY LTD
PROVIDENT FUND**ABN** 71 084 391 754**TFN** 95 749 367

Activity statement 001

| | |
|-----------------------|------------|
| Date generated | 23/09/2021 |
| Overdue | \$0.00 |
| Not yet due | \$0.00 |
| Balance | \$0.00 |

Transactions

0 results found - from **01 July 2020** to **23 September 2021** sorted by **processed date** ordered **newest to oldest**

Dividends Received
For Period 01/07/2020 to 30/06/2021

| Date | Dividend Received | Re-invest | Franked Amount | Unfranked Amount | Imputation Credit | Withholding Tax |
|-----------------------------------|-------------------|-----------|----------------|------------------|-------------------|-----------------|
| SHARES IN LISTED COMPANIES | | | | | | |
| 30/09/2020 | 824.25 | - | 824.25 | - | 353.25 | - |
| 16/12/2020 | 1153.95 | - | 1153.95 | - | 494.55 | - |
| 16/09/2020 | 2566.08 | - | 810.86 | 1755.22 | 347.51 | - |
| 17/03/2021 | 2280.96 | - | - | 2280.96 | - | - |
| 22/09/2020 | 2336.12 | - | 2336.12 | - | 1001.19 | - |
| 23/03/2021 | 4059.93 | - | 4059.93 | - | 1739.97 | - |
| 30/09/2020 | 2833.18 | - | 2833.18 | - | 1214.22 | - |
| 30/03/2021 | 4336.50 | - | 4336.50 | - | 1858.50 | - |
| 15/09/2020 | 705.80 | - | 705.80 | - | 302.49 | - |
| 16/12/2020 | 696.90 | - | 696.90 | - | 298.67 | - |
| 15/03/2021 | 676.30 | - | 676.30 | - | 289.84 | - |
| 15/06/2021 | 694.60 | - | 694.60 | - | 297.69 | - |
| 13/07/2020 | 726.03 | - | - | 726.03 | - | - |
| 06/01/2021 | 500.03 | - | - | 500.03 | - | - |
| 06/01/2021 | 46.67 | - | - | 46.67 | - | - |
| 31/08/2020 | 265.00 | - | - | 265.00 | - | - |
| 26/02/2021 | 282.50 | - | - | 282.50 | - | - |
| 24/09/2020 | 1396.80 | - | 1396.80 | - | 598.63 | - |
| 26/03/2021 | 1396.80 | - | 1396.80 | - | 598.63 | - |
| 16/07/2020 | 307.63 | - | - | 307.63 | - | - |
| 16/10/2020 | 161.88 | - | - | 161.88 | - | - |
| 19/01/2021 | 198.25 | - | - | 198.25 | - | - |
| 20/04/2021 | 107.57 | - | - | 107.57 | - | - |
| 19/01/2021 | 48.40 | - | - | 48.40 | - | - |
| 20/04/2021 | 37.87 | - | - | 37.87 | - | - |
| 18/12/2020 | 1019.90 | - | 1019.90 | - | 437.10 | - |
| 25/06/2021 | 1908.20 | - | 1908.20 | - | 817.80 | - |
| 01/10/2020 | 1801.20 | - | 1801.20 | - | 771.94 | - |

Handwritten note: [4,847.04]

Handwritten note: [1,226.06]

Handwritten note: [725.38]

Handwritten note: [48.40]

| Date | Dividends Received | | | | | Imputation Credit | Withholding Tax |
|--------------|--------------------|-----------|-----------------|------------------|-------------------------------------|-------------------|-----------------|
| | Dividend Received | Re-Invest | Franked Amount | Unfranked Amount | For Period 01/07/2020 to 30/06/2021 | | |
| 31/03/2021 | 1668.48 | - | 1668.48 | - | - | 715.06 | - |
| 18/09/2020 | 108.74 | - | 108.74 | - | - | 46.60 | - |
| 24/03/2021 | 45.89 | - | 45.89 | - | - | 19.67 | - |
| | <u>35192.41</u> | - | <u>28474.40</u> | <u>6718.01</u> | - | <u>12203.31</u> | - |
| Total | <u>35192.41</u> | - | <u>28474.40</u> | <u>6718.01</u> | - | <u>12203.31</u> | - |



Australian Pipeline Ltd ACN 091 344 704
AFSL 239927
Australian Pipeline Trust ARSN 091 678 778
APT Investment Trust ARSN 115 585 441
APA Group

All Registry communications to:
C/- Link Market Services Limited
Locked Bag A14, Sydney South, NSW 1235
Telephone : +61 1800 992 312
ASX Code: APA
Email: apagroup@linkmarketservices.com.au
Website: www.linkmarketservices.com.au



013 007465

VISTA GRAPHICS PTY LTD
<VISTA GRAPHICS P/L P/F A/C>
5 IRVINE STREET
KIAMA NSW 2533

Reference No: X*****7464

ANNUAL TAX STATEMENT
***PERIOD 1 JULY 2020 TO 30 JUNE 2021**

| ITEM | AMOUNT | INDIVIDUAL TAX RETURN LABEL |
|--|--------------|-----------------------------|
| APT Unfranked Dividend | \$0.00 | 11S |
| APT Franked Dividend | \$810.86 | 11T |
| APT Tax Deferred | \$2,664.04 | |
| * APT Gross Distribution | \$3,474.90 * | |
| APT Withholding Tax Deducted | \$0.00 | 11V |
| APT Franking Credit | \$347.51 | 11U |
| APTIT Trust Distribution / Interest Income | \$346.25 | 13U |
| APTIT Tax Deferred | \$987.68 | |
| * APTIT Gross Distribution | \$1,333.93 * | |
| APTIT Withholding Tax Deducted | \$0.00 | 13R |

* = \$4,808.83

*Distributions applicable to the period were paid on 16 September 2020, 17 March 2021 and 15 September 2021.

Any unfranked or franked dividend paid by APT, together with the franking credit, should be included in your tax return as assessable income. Any trust distribution from APTIT should be included in your tax return as non-primary production income from partnerships & trusts. Any tax deferred component will reduce the cost base of your security for capital gains tax purposes.

The Tax Return Label applies to the Australian Taxation Office's 2021 Tax return for individuals and Tax return for individuals (supplementary section).

This Annual Tax Statement is provided to assist you in preparing your income tax return for the year ended 30 June 2021 and should be used in conjunction with the enclosed 2021 Tax Return Guide. It is not intended to act as advice in respect of your particular circumstances. If you are in doubt as to your tax position you should seek professional advice. Any taxation details provided on previous distribution statements should now be ignored.

If you did not quote your Tax File Number for your investment, withholding tax was deducted from your distribution entitlements during the year. The withholding tax deducted may be available as an offset against your tax liability. All distributions are in Australian dollars.

You may update your details by visiting the Link Market Services Limited website at www.linkmarketservices.com.au.

Please retain in a safe place as a charge may be levied for replacement.

┌ 049285 000 100



VISTA GRAPHICS PTY LTD
<VISTA GRAPHICS P/L P/F A/C>
5 IRVINE STREET
KIAMA NSW 2533

TFN/ABN Status: TFN quoted
Holder Identification Number (HIN)
HIN WITHHELD

ATTRIBUTION MANAGED INVESTMENT TRUST MEMBER ANNUAL TAX STATEMENT FOR YEAR ENDED 30 JUNE 2021

The following tax return items are valid for Australian resident individual unitholders only.

PART A - SUMMARY OF 2021 TAX RETURN (SUPPLEMENTARY SECTION) ITEMS

| Item | Tax Return Label | Tax Attribution Amount |
|--|------------------|------------------------|
| Share of non-primary production income | 13U | \$0.00 |
| Franked distributions from trusts | 13C | \$0.00 |
| Share of franking credits from franked dividends | 13Q | \$0.00 |
| Share of credit for TFN amounts withheld | 13R | \$0.00 |
| Share of credit for foreign resident withholding amounts | 13A | \$0.00 |
| Net capital gain | 18A | \$98.74 |
| Total current year capital gains | 18H | \$197.48 |
| Assessable foreign source income | 20E | \$1,444.52 |
| Other net foreign source income | 20M | \$1,444.52 |
| Foreign income tax offset | 20C | \$216.40 |

PART B - COMPONENTS OF DISTRIBUTION

| Item | Cash Distribution | Tax Paid/Offsets | Tax Attribution |
|--|-------------------|------------------|-------------------|
| Australian income | | | |
| Unfranked distributions | \$0.00 | | \$0.00 |
| Unfranked CFI distributions | \$0.00 | | \$0.00 |
| Interest (Subject to Non Resident WHT) | \$0.00 | | \$0.00 |
| Interest (Not Subject to Non Resident WHT) | \$0.00 | | \$0.00 |
| Other income - clean building MIT income | \$0.00 | | \$0.00 |
| Other income - excluded from NCM | \$0.00 | | \$0.00 |
| Other income - NCM | \$0.00 | | \$0.00 |
| Other income | \$0.00 | | \$0.00 |
| Non primary production income | \$0.00 | | \$0.00 |
| Franked distributions | \$0.00 | \$0.00 | \$0.00 |
| Capital gains | | | |
| Discounted capital gains TAP - clean building MIT income | \$0.00 | | \$0.00 |
| Discounted capital gains TAP - excluded from NCM | \$0.00 | | \$0.00 |
| Discounted capital gains TAP - NCM | \$0.00 | | \$0.00 |
| Discounted capital gains TAP | \$0.00 | | \$0.00 |
| Discounted capital gains NTAP | \$98.07 | | \$98.74 |
| Capital gains - other method TAP - clean building MIT income | \$0.00 | | \$0.00 |
| Capital gains - other method TAP - excluded from NCM | \$0.00 | | \$0.00 |
| Capital gains - other method TAP - NCM | \$0.00 | | \$0.00 |
| Capital gains - other method TAP | \$0.00 | | \$0.00 |
| Capital gains - other method NTAP | \$0.00 | | \$0.00 |
| Net capital gain | \$98.07 | | \$98.74 |
| AMIT CGT gross up amount | | | \$98.74 |
| Other capital gains distribution | \$98.07 | | |
| Total current year capital gains | \$196.14 | | \$197.48 |
| Return of capital | \$0.00 | | |
| Foreign income | | | |
| Assessable foreign source income | \$1,229.46 | \$216.40 | \$1,444.52 |
| Other non-assessable amounts | | | |
| Non-assessable non-exempt amount | \$0.00 | | \$0.00 |
| Net exempt income | \$0.00 | | |
| Other non-attributable amounts | \$0.00 | | |
| Gross Amount | \$1,425.60 | | \$1,642.00 |
| AMIT cost base net amount - excess (Reduce cost base) | | | \$0.00 |
| AMIT cost base net amount - shortfall (Increase cost base) | | | \$0.00 |
| Less TFN amounts withheld | \$0.00 | | |
| Less non-resident withholding tax | | | |
| - Interest / dividend amounts withheld | \$0.00 | | |
| - Fund payment amounts withheld | \$0.00 | | |
| Net Cash Distribution | \$1,425.60 | | |

To assist you in completing your tax return, you may refer to the iShares tax booklet available here:

<https://www.blackrock.com/au/individual/literature/tax-information/australian-tax-booklet-for-australian-domiciled-ishes-etfs-en-au.pdf>

PLEASE RETAIN THIS STATEMENT FOR INCOME TAX PURPOSES

iShares Global Healthcare ETF

ARSN 625 114 347
BlackRock Investment Management (Australia) Limited
ABN 13 006 165 975 AFSL 230523

Update your information:

 www.investorcentre.com/au/contact

 Computershare Investor Services Pty Limited
GPO Box 2975 Melbourne
Victoria 3001 Australia

Enquiries: (within Australia) 1-300-ishare (474 273)
(international) +61 3 9415 4695

004241 000 IXJ



VISTA GRAPHICS PTY LTD
<VISTA GRAPHICS P/L P/F A/C>
5 IRVINE STREET
KIAMA NSW 2533

TFN/ABN Status: TFN quoted

Holder Identification Number (HIN)

HIN WITHHELD

ATTRIBUTION MANAGED INVESTMENT TRUST MEMBER ANNUAL TAX STATEMENT FOR YEAR ENDED 30 JUNE 2021

The following tax return items are valid for Australian resident individual unitholders only.

PART A - SUMMARY OF 2021 TAX RETURN (SUPPLEMENTARY SECTION) ITEMS

| Item | Tax Return Label | Tax Attribution Amount |
|--|------------------|------------------------|
| Share of non-primary production income | 13U | \$0.00 |
| Franked distributions from trusts | 13C | \$0.00 |
| Share of franking credits from franked dividends | 13Q | \$0.00 |
| Share of credit for TFN amounts withheld | 13R | \$0.00 |
| Share of credit for foreign resident withholding amounts | 13A | \$0.00 |
| Net capital gain | 18A | \$6.41 |
| Total current year capital gains | 18H | \$12.82 |
| Assessable foreign source income | 20E | \$125.74 |
| Other net foreign source income | 20M | \$125.74 |
| Foreign income tax offset | 20O | \$18.87 |

PART B - COMPONENTS OF DISTRIBUTION

| Item | Cash Distribution | Tax Paid/Offsets | Tax Attribution |
|--|-------------------|------------------|-----------------|
| Australian income | | | |
| Unfranked distributions | \$0.00 | | \$0.00 |
| Unfranked CFI distributions | \$0.00 | | \$0.00 |
| Interest (Subject to Non Resident WHT) | \$0.00 | | \$0.00 |
| Interest (Not Subject to Non Resident WHT) | \$0.00 | | \$0.00 |
| Other income - clean building MIT income | \$0.00 | | \$0.00 |
| Other income - excluded from NCMI | \$0.00 | | \$0.00 |
| Other income - NCMI | \$0.00 | | \$0.00 |
| Other income | \$0.00 | | \$0.00 |
| Non primary production income | \$0.00 | | \$0.00 |
| Franked distributions | \$0.00 | \$0.00 | \$0.00 |
| Capital gains | | | |
| Discounted capital gains TAP - clean building MIT income | \$0.00 | | \$0.00 |
| Discounted capital gains TAP - excluded from NCMI | \$0.00 | | \$0.00 |
| Discounted capital gains TAP - NCMI | \$0.00 | | \$0.00 |
| Discounted capital gains TAP | \$0.00 | | \$0.00 |
| Discounted capital gains NTAP | \$6.32 | | \$6.41 |
| Capital gains - other method TAP - clean building MIT income | \$0.00 | | \$0.00 |
| Capital gains - other method TAP - excluded from NCMI | \$0.00 | | \$0.00 |
| Capital gains - other method TAP - NCMI | \$0.00 | | \$0.00 |
| Capital gains - other method TAP | \$0.00 | | \$0.00 |
| Capital gains - other method NTAP | \$0.00 | | \$0.00 |
| Net capital gain | \$6.32 | | \$6.41 |
| AMIT CGT gross up amount | | | \$6.41 |
| Other capital gains distribution | \$6.32 | | |
| Total current year capital gains | \$12.64 | | \$12.82 |
| Return of capital | \$0.00 | | |
| Foreign income | | | |
| Assessable foreign source income | \$107.05 | \$18.87 | \$125.74 |
| Other non-assessable amounts | | | |
| Non-assessable non-exempt amount | \$0.00 | | \$0.00 |
| Net exempt income | \$0.00 | | |
| Other non-attributable amounts | \$0.00 | | |
| Gross Amount | \$119.69 | | \$138.56 |
| AMIT cost base net amount - excess (Reduce cost base) | | | \$0.00 |
| AMIT cost base net amount - shortfall (Increase cost base) | | | \$0.00 |
| Less TFN amounts withheld | \$0.00 | | |
| Less non-resident withholding tax | | | |
| - Interest / dividend amounts withheld | \$0.00 | | |
| - Fund payment amounts withheld | \$0.00 | | |
| Net Cash Distribution | \$119.69 | | |

To assist you in completing your tax return, you may refer to the iShares tax booklet available here:

<https://www.blackrock.com/au/individual/literature/tax-information/australian-tax-booklet-for-australian-domiciled-ishares-etfs-en-au.pdf>

PLEASE RETAIN THIS STATEMENT FOR INCOME TAX PURPOSES

☎ 261276 000 VAF



VISTA GRAPHICS PTY LTD
<VISTA GRAPHICS P/L P/F A/C>
5 IRVINE STREET
KIAMA NSW 2533

Contact Us:



Online:
www-au.computershare.com/Investor/Contact



By Mail:
Computershare Investor Services Pty Limited
GPO Box 2975 Melbourne
Victoria 3001 Australia

Enquiries:

(within Australia) 1300 757 905
(international) +61 3 9415 4813

Holder Identification Number (HIN)

HIN WITHHELD

ATTRIBUTION MANAGED INVESTMENT TRUST MEMBER ANNUAL TAX STATEMENT FOR YEAR ENDED 30 JUNE 2021

The following tax return items are valid for Australian resident individual unitholders only.

PART A - SUMMARY OF 2021 TAX RETURN (SUPPLEMENTARY SECTION) ITEMS

| Item | Tax Return Label | Amount |
|---|------------------|----------|
| Share of net income from trusts, less net capital gains, foreign income and franked distributions | 13U | \$512.52 |
| Franked distributions from trusts | 13C | \$0.00 |
| Share of franking credits from franked dividends | 13Q | \$0.00 |
| Share of credit for TFN amounts withheld | 13R | \$0.00 |
| Share of credit for foreign resident withholding amounts | 13A | \$0.00 |
| Net capital gain | 18A | \$0.00 |
| Total current year capital gains | 18H | \$0.00 |
| Assessable foreign source income | 20E | \$109.79 |
| Other net foreign source income | 20M | \$109.79 |
| Foreign income tax offset | 20O | \$0.00 |

PART B - COMPONENTS OF ATTRIBUTION

| Item | Cash Distribution | Tax Paid/Offsets | Attribution |
|--|-------------------|------------------|-----------------|
| Australian Income | | | |
| Unfranked distributions | \$0.00 | | \$0.00 |
| Unfranked CFI distributions | \$0.00 | | \$0.00 |
| Interest - subject to non resident WHT | \$6.37 | | \$5.57 |
| Interest - not subject to non resident WHT | \$529.69 | | \$506.95 |
| Other income - clean building MIT income | \$0.00 | | \$0.00 |
| Other income - excluded from NCM1 | \$0.00 | | \$0.00 |
| Other income - NCM1 | \$0.00 | | \$0.00 |
| Other income | \$61.87 | | \$0.00 |
| Non primary production income | \$597.93 | | \$512.52 |
| Franked distributions | \$0.00 | \$0.00 | \$0.00 |
| Capital Gains | | | |
| Discounted capital gains TAP - clean building MIT income | \$0.00 | | \$0.00 |
| Discounted capital gains TAP - excluded from NCM1 | \$0.00 | | \$0.00 |
| Discounted capital gains TAP - NCM1 | \$0.00 | | \$0.00 |
| Discounted capital gains TAP | \$0.00 | | \$0.00 |
| Discounted capital gains NTAP | \$0.00 | | \$0.00 |
| Capital gains - other method TAP - clean building MIT income | \$0.00 | | \$0.00 |
| Capital gains - other method TAP - excluded from NCM1 | \$0.00 | | \$0.00 |
| Capital gains - other method TAP - NCM1 | \$0.00 | | \$0.00 |
| Capital gains - other method TAP | \$0.00 | | \$0.00 |
| Capital gains - other method NTAP | \$0.00 | | \$0.00 |
| Net capital gain | \$0.00 | | \$0.00 |
| AMIT CGT gross up amount | | | \$0.00 |
| Other capital gains distribution | \$0.00 | | \$0.00 |
| Total current year capital gains | \$0.00 | | \$0.00 |
| Foreign Income | | | |
| Assessable foreign source income | \$59.13 | \$0.00 | \$109.79 |
| Other Non-assessable Amounts | | | |
| Non-assessable non-exempt amount | \$0.00 | | \$0.00 |
| Net exempt income | \$0.00 | | \$0.00 |
| Other non-attributable amounts | \$0.00 | | \$0.00 |
| Gross Amount | \$657.06 | | \$622.31 |
| AMIT cost base net amount - excess (Reduce cost base) | | | \$34.75 |
| AMIT cost base net amount - shortfall (Increase cost base) | | | \$0.00 |
| Less TFN amounts withheld | \$0.00 | | |
| Less non-resident withholding tax | | | |
| - Interest / dividend amounts withheld | \$0.00 | | |
| - Fund payment amounts withheld | \$0.00 | | |
| Net Cash Distribution | \$657.06 | | |

Contact Us:



Online:

www-au.computershare.com/Investor/Contact



By Mail:

Computershare Investor Services Pty Limited
GPO Box 2975 Melbourne
Victoria 3001 Australia

011173 000 VGS



VISTA GRAPHICS PTY LTD
<VISTA GRAPHICS P/L P/F A/C>
5 IRVINE STREET
KIAMA NSW 2533

Enquiries:

(within Australia) 1300 757 905
(international) +61 3 9415 4813

Holder Identification Number (HIN)

HIN WITHHELD

ATTRIBUTION MANAGED INVESTMENT TRUST MEMBER ANNUAL TAX STATEMENT FOR YEAR ENDED 30 JUNE 2021

The following tax return items are valid for Australian resident individual unitholders only.

PART A - SUMMARY OF 2021 TAX RETURN (SUPPLEMENTARY SECTION) ITEMS

| Item | Tax Return Label | Amount |
|---|------------------|----------|
| Share of net income from trusts, less net capital gains, foreign income and franked distributions | 13U | \$1.10 |
| Franked distributions from trusts | 13C | \$0.00 |
| Share of franking credits from franked dividends | 13Q | \$0.00 |
| Share of credit for TFN amounts withheld | 13R | \$0.00 |
| Share of credit for foreign resident withholding amounts | 13A | \$0.00 |
| Net capital gain | 18A | \$78.05 |
| Total current year capital gains | 18H | \$156.10 |
| Assessable foreign source income | 20E | \$152.42 |
| Other net foreign source income | 20M | \$152.42 |
| Foreign income tax offset | 20O | \$20.09 |

PART B - COMPONENTS OF ATTRIBUTION

| Item | Cash Distribution | Tax Paid/Offsets | Attribution |
|--|-------------------|------------------|-----------------|
| Australian Income | | | |
| Unfranked distributions | \$0.00 | | \$0.00 |
| Unfranked CFI distributions | \$0.00 | | \$0.00 |
| Interest - subject to non resident WHT | \$0.00 | | \$0.00 |
| Interest - not subject to non resident WHT | \$0.00 | | \$0.00 |
| Other income - clean building MIT income | \$0.00 | | \$0.00 |
| Other income - excluded from NCM1 | \$0.00 | | \$0.00 |
| Other income - NCM1 | \$0.00 | | \$0.00 |
| Other income | \$0.24 | | \$1.10 |
| Non primary production income | \$0.24 | | \$1.10 |
| Franked distributions | \$0.00 | \$0.00 | \$0.00 |
| Capital Gains | | | |
| Discounted capital gains TAP - clean building MIT income | \$0.00 | | \$0.00 |
| Discounted capital gains TAP - excluded from NCM1 | \$0.00 | | \$0.00 |
| Discounted capital gains TAP - NCM1 | \$0.00 | | \$0.00 |
| Discounted capital gains TAP | \$0.00 | | \$0.00 |
| Discounted capital gains NTAP | \$29.77 | | \$78.05 |
| Capital gains - other method TAP - clean building MIT income | \$0.00 | | \$0.00 |
| Capital gains - other method TAP - excluded from NCM1 | \$0.00 | | \$0.00 |
| Capital gains - other method TAP - NCM1 | \$0.00 | | \$0.00 |
| Capital gains - other method TAP | \$0.00 | | \$0.00 |
| Capital gains - other method NTAP | \$0.00 | | \$0.00 |
| Net capital gain | \$29.77 | | \$78.05 |
| AMIT CGT gross up amount | | | \$78.05 |
| Other capital gains distribution | \$29.77 | | |
| Total current year capital gains | \$59.54 | | \$156.10 |
| Foreign Income | | | |
| Assessable foreign source income | \$124.05 | \$20.09 | \$152.42 |
| Other Non-assessable Amounts | | | |
| Non-assessable non-exempt amount | \$0.00 | | \$0.00 |
| Net exempt income | \$0.00 | | |
| Other non-attributable amounts | \$0.00 | | |
| Gross Amount | \$183.83 | | \$309.62 |
| AMIT cost base net amount - excess (Reduce cost base) | | | \$0.00 |
| AMIT cost base net amount - shortfall (Increase cost base) | | | \$105.69 |
| Less TFN amounts withheld | \$0.00 | | |
| Less non-resident withholding tax | | | |
| - Interest / dividend amounts withheld | \$0.00 | | |
| - Fund payment amounts withheld | \$0.00 | | |
| Net Cash Distribution | \$183.83 | | |

| VISTA GRAPHICS PTY LTD PROVIDENT FUND | | | | | |
|--|-------------|-----------------------------|--------------------------|------------------------|---------------------|
| Dividends Received – 2020-21 | | | | | |
| Company | Date | Transaction | Total Dividend \$ | Franking Credit | Total Shares |
| Ishares 100 | 13/07/2020 | Distribution | 726.03 | | 1050 |
| Vanguard VAF EFT | 16/07/2020 | Distribution | 307.63 | | 477 |
| CBA Perls | 15/09/2020 | Distribution | 705.80 | 302.49 | 1,000 |
| Woodside | 18/09/2020 | Dividend | 108.74 | 46.60 | 300 |
| Stockland | | Distribution | 265.00 | | 2,500 |
| APA | 16/09/2020 | Franked Dividend | 810.86 | | 9504 |
| | | Tax Deferred Distribution | 1,557.99 | | |
| | | Trust Distribution/interest | 197.23 | 347.51 | |
| BHP | 22/09/2020 | Dividend | 2,336.12 | 1,001.19 | 3,096 |
| Telstra | 24/09/2020 | Dividend | 1,396.80 | 598.63 | 17460 |
| CBA | 30/09/2020 | Dividend | 2,833.18 | 1,214.22 | 2891 |
| ANZ | 30/09/2020 | Dividend | 824.25 | 353.25 | 3,297 |
| Wesfarmers | 1/10/2020 | Dividend | 1,801.20 | 771.94 | 1896 |
| Vanguard VAF EFT | 16/10/2020 | Distribution | 161.88 | | 477 |
| CBA Perls | 16/12/2020 | Distribution | 696.90 | 298.67 | 1000 |
| ANZ | 16/12/2020 | Dividend | 1,153.95 | 494.55 | 3,297 |
| Westpac | 18/12/2020 | Dividend | 1,019.90 | 437.10 | 3,290 |
| Ishares IXJ | 6/01/2021 | Distribution | 46.67 | | 100 |
| Ishares 100 | 6/01/2021 | Distribution | 500.03 | | 1,050 |
| Vanguard MSCI EFT | 19/01/2021 | Distribution | 48.40 | | 120 |
| Vanguard VAF EFT | 19/01/2021 | Distribution | 198.25 | | 477 |
| Stockland | 26/02/2021 | Distribution | 282.50 | | 338 |
| APA | 17/03/2021 | Unfranked Dividend | 0.00 | | |
| | | Franked Dividend | 0.00 | | |
| | | Tax Deferred Distribution | 2,093.73 | | |
| | | Trust Distribution/interest | 187.23 | | |
| CBA Perls | 15/03/2021 | Distribution | 676.30 | | 1000 |
| BHP | 23/03/2021 | Dividend | 4,059.93 | 1,739.97 | 3,096 |
| Woodside | 24/03/2021 | Dividend | 45.89 | 19.67 | 1,000 |
| Telstra | 26/03/2021 | Dividend | 1,396.80 | 598.63 | 17,460 |
| CBA | 30/03/2021 | Dividend | 4,336.50 | 1,858.50 | 2,891 |
| Wesfarmers | 31/03/2021 | Dividend | 1,668.48 | 715.06 | 1,896 |
| Vanguard MSCI EFT | 20/04/2021 | Distribution | 37.87 | 0.00 | 120 |
| Vanguard VAF EFT | 20/04/2021 | Distribution | 107.57 | 0.00 | 477 |
| CBA Perls | 15/06/2021 | Distribution | 694.60 | 207.69 | 1000 |
| Westpac | 25/06/2021 | Dividend | 1,908.20 | 817.80 | 3290 |
| TOTAL | | | 35,192.41 | 11,823.47 | |

Investments Schedule
For Period 01/07/2020 to 30/06/2021

| | Units | Open Cost | Units | Additions Cost | Units | Disposals Value | Profit (Loss) | Cap.Gain (Loss) | Units | Close Cost | Market Quote | Value |
|--|-------|--------------------|-------|-------------------|-------|-----------------|---------------|-----------------|-------|--------------------|--------------|------------------|
| SHARES IN LISTED COMPANIES | | | | | | | | | | | | |
| ANZ BANKING GRP LTD FPO | 3297 | 75628.80 | - | - | - | - | - | - | 3297 | 75628.80 | 28.150 | 92811 |
| AUSTRALIAN PIPELINE UNITS | 9504 | 46915.77 | - | - | - | - | - | - | 9504 | 46915.77 | 8.900 | 84586 |
| BHP BILLITON LIMITED FPO | 3096 | 43590.60 | - | - | - | - | - | - | 3096 | 43590.60 | 48.570 | 150373 |
| COMMONWEALTH BANK. FPO | 2891 | 150459.81 | - | - | - | - | - | - | 2891 | 150459.81 | 99.870 | 288724 |
| CWLTH BANK CAP NOTE | | | | | | | | | | | | |
| 3-BBSW+3.90% PERP NON-CUM RED T-03-22 | 1000 | 100000.00 | - | - | - | - | - | - | 1000 | 100000.00 | 102.000 | 102000 |
| ISGL100ETF EXCHANGE TRADED FUND UNITS FULLY PAID | 1050 | 74675.00 | - | - | - | - | - | - | 1050 | 74675.00 | 95.300 | 100065 |
| ISGLHTCA ISHARES GLOBAL HEALTHCARE ETF | - | - | 100 | 10139.65 | - | - | - | - | 100 | 10139.65 | 111.300 | 11130 |
| STOCKLAND. UNITS/ORDINARY FULLY PAID STAPLED SECURITIES | 2500 | 10135.28 | - | - | - | - | - | - | 2500 | 10135.28 | 4.660 | 11650 |
| SYD AIRPORT UNITS FULLY PAID STAPLED SECURITIES US PROHIBIT | 6000 | 24476.31 | 1166 | 5316.96 | - | - | - | - | 7166 | 29793.27 | 5.790 | 41491 |
| 17460 TELSTRA CORPORATION. FPO VAUSFLEXCHANGE TRADED FUND UNITS FULLY PAID | 17460 | 80621.69 | - | - | - | - | - | - | 17460 | 80621.69 | 3.760 | 65650 |
| 477 VINTL VANGUARD MSCI INDEX INTERNATIONAL SHARES ETF | 477 | 24951.46 | - | - | - | - | - | - | 477 | 24951.46 | 50.570 | 24122 |
| 3290 WESTPAC BANKING CORP FPO | 3290 | 50814.86 | 120 | 9796.75 | - | - | - | - | 120 | 9796.75 | 96.920 | 11630 |
| 1896 WESFARMER ORD FULLY PAID | 1896 | 53881.63 | - | - | - | - | - | - | 3290 | 50814.86 | 25.810 | 84915 |
| 300 WOODSIDE ORDINARY FULLY PAID | 300 | 9968.95 | - | - | - | - | - | - | 1896 | 53881.63 | 59.100 | 112054 |
| | | | | | | | | | 300 | 9968.95 | 22.210 | 6663 |
| | | 746120.16 | | 25253.36 | | - | - | - | | 771373.52 | | 1187864 |
| Total | | \$746120.16 | | \$25253.36 | | - | - | - | | \$771373.52 | | \$1187864 |



Portfolio Valuation

30 JUNE 2021

SHARES - 6638080 - HIN 55157464

VISTA GRAPHICS PTY LTD <VISTA GRAPHICS P/L P/F A/C>

| Portfolio | Units | Unit Price | Portfolio Value | % of Portfolio |
|---|--------|--------------|-----------------------|----------------|
| ANZ - ANZ BANKING GRP LTD FPO (ORDINARY FULLY PAID) | 3,297 | \$28.1500 | \$92,810.55 | 7.81% |
| APA - APA GROUP STAPLED (FULLY PAID UNITS STAPLED SECURITIES) | 9,504 | \$8.9000 | \$84,585.60 | 7.12% |
| BHP - BHP GROUP LIMITED FPO (ORDINARY FULLY PAID) | 3,096 | \$48.5700 | \$150,372.72 | 12.66% |
| CBA - COMMONWEALTH BANK. FPO (ORDINARY FULLY PAID) | 2,891 | \$99.8700 | \$288,724.17 | 24.31% |
| CBAPF - COMMONWEALTH BANK. NYR3QUT (CAP NOTE 3-BBSW+3.90% PERP NON-CUM RED T-03-22) | 1,000 | \$102.0000 | \$102,000.00 | 8.59% |
| IOO - ISHS GLOBAL 100 ETF ETF UNITS (ISHARES GLOBAL 100 ETF) | 1,050 | \$95.3000 | \$100,065.00 | 8.42% |
| IXJ - ISHS GLOB HEALTH ETF ETF UNITS (ISHARES GLOBAL HEALTHCARE ETF) | 100 | \$111.3000 | \$11,130.00 | 0.94% |
| SGP - STOCKLAND STAPLED (FULLY PAID ORDINARY/UNITS STAPLED SECURITIES) | 2,500 | \$4.6600 | \$11,650.00 | 0.98% |
| SYD - SYD AIRPORT STAPLED (FULLY PAID ORDINARY/UNITS STAPLED SECURITIES) | 7,166 | \$5.7900 | \$41,491.14 | 3.49% |
| TLS - TELSTRA CORPORATION. FPO (ORDINARY FULLY PAID) | 17,460 | \$3.7600 | \$65,649.60 | 5.53% |
| VAF - VNGD AUS FI ETF UNITS (VANGUARD AUSTRALIAN FIXED INTEREST INDEX ETF) | 477 | \$50.5700 | \$24,121.89 | 2.03% |
| VGS - VNGD INTL SHARES ETF UNITS (VANGUARD MSCI INDEX INTERNATIONAL SHARES ETF) | 120 | \$96.9200 | \$11,630.40 | 0.98% |
| WBC - WESTPAC BANKING CORP FPO (ORDINARY FULLY PAID) | 3,290 | \$25.8100 | \$84,914.90 | 7.15% |
| WES - WESFARMERS LIMITED FPO (ORDINARY FULLY PAID) | 1,896 | \$59.1000 | \$112,053.60 | 9.43% |
| WPL - WOODSIDE PETROLEUM FPO (ORDINARY FULLY PAID) | 300 | \$22.2100 | \$6,663.00 | 0.56% |
| | | TOTAL | \$1,187,862.57 | 100.00% |

Transaction Summary

1 JULY 2020 - 30 JUNE 2021

SHARES - 6638080 - HIN 55157464

VISTA GRAPHICS PTY LTD <VISTA GRAPHICS
P/L P/F A/C>

| Total Buys and Sells | 2020 - 2021 Financial Year |
|------------------------------------|----------------------------|
| Total Buys (inc. Brokerage + GST) | \$19,936.70 |
| Total Sells (inc. Brokerage + GST) | \$0.00 |

IXJ - ISHS GLOB HEALTH ETF ETF UNITS (EXCHANGE TRADED FUND UNITS FULLY PAID)

| Date | Type | Quantity | Unit Price | Trade Value | Brokerage+GST | GST | CNote | Total Value |
|-------------|------|----------|------------|------------------|----------------|---------------|----------|--------------------|
| 08-Oct-2020 | Buy | 100 | \$101.1000 | \$10,110.00 | \$29.95 | \$2.72 | 33882632 | \$10,139.95 |
| | | | | Sub Total | \$29.95 | \$2.72 | | \$10,139.95 |

VGS - VNGD INTL SHARES ETF UNITS (EXCHANGE TRADED FUND UNITS FULLY PAID)

| Date | Type | Quantity | Unit Price | Trade Value | Brokerage+GST | GST | CNote | Total Value |
|-------------|------|----------|------------|------------------|----------------|---------------|----------|-------------------|
| 08-Oct-2020 | Buy | 120 | \$81.3900 | \$9,766.80 | \$29.95 | \$2.72 | 33882641 | \$9,796.75 |
| | | | | Sub Total | \$29.95 | \$2.72 | | \$9,796.75 |

| Purchases 2020-2021 | | | | | | | | | |
|--|-------------|--------------------|-------------------|-------------------|---------------|------------------|------------|-------------------|--|
| Company | Date | Transaction | Unit Price | No. Shares | Amount | Brokerage | GST | Total Paid | |
| Sydney Airports | 11/09/2020 | Allotment purchase | 4.56 | 1166 | 5,316.96 | 0.00 | 0.00 | 5,316.96 | |
| Ishares Global Healthcare ETF (IXJ) | 8/10/2020 | Purchase | 101.10 | 100 | 10,110.00 | 29.95 | 2.72 | 10,139.95 | |
| Vanguard MSCI Index International Shares ETF (VGS) | 8/10/2020 | Purchase | 81.39 | 120 | 9,766.80 | 29.95 | 2.72 | 9,796.75 | |


VISTA GRAPHICS PTY LTD PROVIDENT FUND

BANK RECONCILIATION STATEMENT – 2020-21

| | |
|---|--------------------------|
| Statement as at 30/6/20 | 203,821.82 |
| Add Deposits | 44,892.18 |
| Sub Total: | <u>248,714.00</u> |
| Less | |
| Expenses as per cash book | 28,541.66 |
| Sub Total: | 220,172.34 |
| = balance as per Statement 30/6/21 | <u>220,172.34</u> |

Statement Period
01 April 2021 - 02 July 2021

Westpac Business One Flexi

 013
THE SECRETARY
VISTA GRAPHICS PTY LTD
5 IRVINE ST
KIAMA NSW 2533

Account Name
VISTA GRAPHICS PTY LTD VISTA
GRPAHICS PTY LTD PROVIDENT FUND

Customer ID
0680 6990 VISTA GRAPHICS PTY LTD

BSB Account Number
032-689 125 909

| | |
|-----------------|----------------|
| Opening Balance | + \$214,050.60 |
| Total Credits | + \$8,431.14 |
| Total Debits | - \$2.50 |
| Closing Balance | + \$222,479.24 |

INTEREST RATES (PER ANNUM) ON CREDIT BALANCES

| Effective Date | \$0 to \$1999 | Over \$1999 to \$9999 | Over \$9999 to \$19999 | Over \$19999 to \$49999 |
|----------------|----------------------------|-----------------------------|------------------------------|----------------------------|
| 13 Nov 2020 | 0.00 % | 0.00 % | 0.00 % | 0.00 % |
| Effective Date | Over \$49999 to \$99999 | Over \$99999 to \$249999 | Over \$249999 to \$499999 | Over \$499999 |
| 13 Nov 2020 | 0.00 % | 0.00 % | 0.00 % | 0.00 % |

TRANSACTIONS

Please check all entries on this statement and promptly inform Westpac of any possible error or unauthorised transaction

| DATE | TRANSACTION DESCRIPTION | DEBIT | CREDIT | BALANCE |
|----------|--|-------|----------|------------|
| 01/04/21 | STATEMENT OPENING BALANCE | | | 214,050.60 |
| 12/04/21 | Deposit Tm Bank Tmb | | 3,375.00 | 217,425.60 |
| 20/04/21 | Deposit Dividend Vgs Payment Apr21/00804763 | | 37.87 | 217,463.47 |
| 20/04/21 | Deposit Dividend Vaf Payment Apr21/00802503 | | 107.57 | 217,571.04 |
| 03/05/21 | Transaction Fee | 1.50 | | 217,569.54 |
| 15/06/21 | Deposit Dividend Perls Ix Dst 001261359475 | | 694.60 | 218,264.14 |
| 25/06/21 | Deposit Dividend WBC Dividend 001260517661 | | 1,908.20 | 220,172.34 |
| 01/07/21 | Deposit Dividend Anz Dividend A071/00616749 | | 2,307.90 | 222,480.24 |
| 01/07/21 | Transaction Fee | 1.00 | | 222,479.24 |
| 02/07/21 | CLOSING BALANCE | | | 222,479.24 |

TRANSACTIONS

Please check all entries on this statement and promptly inform Westpac of any possible error or unauthorised transaction

| DATE | TRANSACTION DESCRIPTION | DEBIT | CREDIT | BALANCE |
|----------|---|-------|----------|-------------------|
| 26/02/21 | Deposit-Debenture/Note Interest Stockland Ltd Feb21/00829820 | | 282.50 | 199,589.24 |
| 01/03/21 | Transaction Fee | 0.50 | | 199,588.74 |
| 15/03/21 | Deposit Dividend Perls Ix Dst 001258472892 | | 676.30 | 200,265.04 |
| 17/03/21 | Deposit Dividend Apa Dst 001256509575 | | 2,280.96 | 202,546.00 |
| 23/03/21 | Deposit Dividend Bhp Group Div Ai383/01066014 | | 4,059.93 | 206,605.93 |
| 24/03/21 | Deposit Dividend Woodside Fin20/00591783 | | 45.89 | 206,651.82 |
| 26/03/21 | Deposit Dividend Tis Itm Div 001257273575 | | 1,396.80 | 208,048.62 |
| 30/03/21 | Deposit Dividend CBA Itm Div 001256050954 | | 4,336.50 | 212,385.12 |
| 30/03/21 | Deposit Business Banking Fee Refund | | 1.00 | 212,386.12 |
| 31/03/21 | Deposit Dividend Wesfarmers Ltd Int21/01026480 | | 1,668.48 | 214,054.60 |
| 01/04/21 | Transaction Fee | 4.00 | | 214,050.60 |
| 01/04/21 | CLOSING BALANCE | | | 214,050.60 |

CONVENIENCE AT YOUR FINGERTIPS

Use Online, Mobile or Tablet Banking to pay bills, transfer funds, check your account balances and much more

TRANSACTION FEE SUMMARY

To reconcile your Transaction Fee Summary you may need to refer to transactions listed on your previous statement(s).

Fee(s) charged to account 032-689 12-5909

| 04 JAN 2021 | | Volume | Unit Price | Fee |
|---------------|--------------------|--------|------------|--------|
| Total | Electronic Credits | 4 | \$0.50 | \$2.00 |
| \$2.00 | | | | |
| 01 FEB 2021 | | Volume | Unit Price | Fee |
| Total | Electronic Credits | 4 | \$0.50 | \$2.00 |
| | Electronic Debits | 2 | \$0.50 | \$1.00 |
| \$3.00 | | | | |
| 01 MAR 2021 | | Volume | Unit Price | Fee |
| Total | Electronic Credits | 1 | \$0.50 | \$0.50 |
| \$0.50 | | | | |

Statement Period
31 December 2020 - 01 April 2021

Westpac Business One Flexi



THE SECRETARY
VISTA GRAPHICS PTY LTD
5 IRVINE ST
KIAMA NSW 2533

013

Account Name
VISTA GRAPHICS PTY LTD VISTA
GRPAHICS PTY LTD PROVIDENT FUND

Customer ID
0680 6990 VISTA GRAPHICS PTY LTD

BSB Account Number
032-689 125 909

| | |
|-----------------|----------------|
| Opening Balance | + \$198,925.39 |
| Total Credits | + \$15,541.71 |
| Total Debits | - \$416.50 |
| Closing Balance | + \$214,050.60 |

INTEREST RATES (PER ANNUM) ON CREDIT BALANCES

| Effective Date | \$0 to \$1999 | Over \$1999 to \$9999 | Over \$9999 to \$19999 | Over \$19999 to \$49999 |
|----------------|------------------|--------------------------|---------------------------|----------------------------|
| 13 Nov 2020 | 0.00 % | 0.00 % | 0.00 % | 0.00 % |

| Effective Date | Over \$49999 to \$99999 | Over \$99999 to \$249999 | Over \$249999 to \$499999 | Over \$499999 |
|----------------|----------------------------|-----------------------------|------------------------------|------------------|
| 13 Nov 2020 | 0.00 % | 0.00 % | 0.00 % | 0.00 % |

TRANSACTIONS

Please check all entries on this statement and promptly inform Westpac of any possible error or unauthorised transaction

| DATE | TRANSACTION DESCRIPTION | DEBIT | CREDIT | BALANCE |
|----------|--|--------|--------|------------|
| 31/12/20 | STATEMENT OPENING BALANCE | | | 198,925.39 |
| 04/01/21 | Transaction Fee | 2.00 | | 198,923.39 |
| 06/01/21 | Deposit Dividend Ixj Payment Jan21/00803354 | | 46.67 | 198,970.06 |
| 06/01/21 | Deposit Dividend Ioo Payment Jan21/00804930 | | 500.03 | 199,470.09 |
| 19/01/21 | Deposit Dividend Vgs Payment Jan21/00804678 | | 48.40 | 199,518.49 |
| 19/01/21 | Deposit Dividend Vaf Payment Jan21/00802534 | | 198.25 | 199,716.74 |
| 27/01/21 | Withdrawal-Osko Payment 1147523 Stirling Warton Taylor Swt Invoice 12552 Asic & Office Invoice12552 Vista Graphics Prov Fu | 352.00 | | 199,364.74 |
| 27/01/21 | Withdrawal Online 8462132 Bpay Asic Asic Annual Review | 55.00 | | 199,309.74 |
| 01/02/21 | Transaction Fee | 3.00 | | 199,306.74 |

TRANSACTIONS

Please check all entries on this statement and promptly inform Westpac of any possible error or unauthorised transaction

| DATE | TRANSACTION DESCRIPTION | DEBIT | CREDIT | BALANCE |
|----------|---|-------|----------|-------------------|
| 18/12/20 | Deposit Dividend WBC Dividend 001253943691 | | 1,019.90 | 198,925.39 |
| 31/12/20 | CLOSING BALANCE | | | 198,925.39 |

CONVENIENCE AT YOUR FINGERTIPS

Use Online, Mobile or Tablet Banking to pay bills, transfer funds, check your account balances and much more

TRANSACTION FEE SUMMARY

To reconcile your Transaction Fee Summary you may need to refer to transactions listed on your previous statement(s).

Fee(s) charged to account 032-689 12-5909

02 NOV 2020

| | | Volume | Unit Price | Fee |
|--------|--------------------|--------|------------|--------|
| Total | Electronic Credits | 2 | \$0.50 | \$1.00 |
| \$3.00 | Electronic Debits | 2 | \$0.50 | \$1.00 |
| | Cheques Written | 1 | \$1.00 | \$1.00 |

01 DEC 2020

Total
\$0.00

Statement Period
02 October 2020 - 31 December 2020

Westpac Business One Flexi



THE SECRETARY
VISTA GRAPHICS PTY LTD
5 IRVINE ST
KIAMA NSW 2533

013

Account Name
VISTA GRAPHICS PTY LTD VISTA
GRPAHICS PTY LTD PROVIDENT FUND

Customer ID
0680 6990 VISTA GRAPHICS PTY LTD

BSB Account Number
032-689 125 909

Opening Balance + \$209,513.81
Total Credits + \$9,351.28
Total Debits - \$19,939.70
Closing Balance + \$198,925.39

INTEREST RATES (PER ANNUM) ON CREDIT BALANCES

| Effective Date | \$0 to \$1999 | Over \$1999 to \$9999 | Over \$9999 to \$19999 | Over \$19999 to \$49999 |
|----------------|------------------|--------------------------|---------------------------|----------------------------|
| 17 Mar 2020 | 0.01 % | 0.01 % | 0.01 % | 0.01 % |
| 13 Nov 2020 | 0.00 % | 0.00 % | 0.00 % | 0.00 % |

| Effective Date | Over \$49999 to \$99999 | Over \$99999 to \$249999 | Over \$249999 to \$499999 | Over \$499999 |
|----------------|----------------------------|-----------------------------|------------------------------|------------------|
| 17 Mar 2020 | 0.01 % | 0.01 % | 0.01 % | 0.02 % |
| 13 Nov 2020 | 0.00 % | 0.00 % | 0.00 % | 0.00 % |

TRANSACTIONS

Please check all entries on this statement and promptly inform Westpac of any possible error or unauthorised transaction

| DATE | TRANSACTION DESCRIPTION | DEBIT | CREDIT | BALANCE |
|----------|---|-----------|----------|------------|
| 02/10/20 | STATEMENT OPENING BALANCE | | | 209,513.81 |
| 12/10/20 | Payment By Authority To Westpac Securiti B Vgs 33882641-00 | 9,796.75 | | 199,717.06 |
| 12/10/20 | Payment By Authority To Westpac Securiti B Ixj 33882632-00 | 10,139.95 | | 189,577.11 |
| 16/10/20 | Deposit Dividend Vaf Payment Oct20/00802538 | | 161.88 | 189,738.99 |
| 30/10/20 | Interest Paid | | 1.62 | 189,740.61 |
| 02/11/20 | Transaction Fee | 3.00 | | 189,737.61 |
| 30/11/20 | Interest Paid | | 0.72 | 189,738.33 |
| 09/12/20 | Deposit Ato Ato002000014289836 | | 6,316.31 | 196,054.64 |
| 15/12/20 | Deposit Dividend Perls Ix Dst 001254713085 | | 696.90 | 196,751.54 |
| 16/12/20 | Deposit Dividend Anz Dividend A070/00622409 | | 1,153.95 | 197,905.49 |

TRANSACTIONS

Please check all entries on this statement and promptly inform Westpac of any possible error or unauthorised transaction

| DATE | TRANSACTION DESCRIPTION | DEBIT | CREDIT | BALANCE |
|----------|---|----------|----------|-------------------|
| 24/09/20 | Deposit Dividend Tls Fnl Div 001250225787 | | 1,396.80 | 206,918.02 |
| 30/09/20 | Interest Paid | | 1.66 | 206,919.68 |
| 30/09/20 | Deposit Dividend Anz Dividend A069/00624934 | | 824.25 | 207,743.93 |
| 30/09/20 | Deposit Dividend CBA Fnl Div 001249222965 | | 2,833.18 | 210,577.11 |
| 01/10/20 | Deposit Dividend Wesfarmers Ltd Fin20/01029344 | | 1,801.20 | 212,378.31 |
| 01/10/20 | Transaction Fee | 4.50 | | 212,373.81 |
| 02/10/20 | Withdrawal/Cheque 200094 <i>370000 to PAYROLL</i> | 2,860.00 | | 209,513.81 |
| 02/10/20 | CLOSING BALANCE | | | 209,513.81 |

CONVENIENCE AT YOUR FINGERTIPS

Use Online, Mobile or Tablet Banking to pay bills, transfer funds, check your account balances and much more

TRANSACTION FEE SUMMARY

To reconcile your Transaction Fee Summary you may need to refer to transactions listed on your previous statement(s).

Fee(s) charged to account 032-689 12-5909

03 AUG 2020

| | | Volume | Unit Price | Fee |
|---------------|--------------------|--------|------------|--------|
| Total | Electronic Credits | 2 | \$0.50 | \$1.00 |
| \$1.00 | | | | |

01 SEP 2020

| | | Volume | Unit Price | Fee |
|---------------|--------------------|--------|------------|--------|
| Total | Electronic Credits | 1 | \$0.50 | \$0.50 |
| \$0.50 | | | | |


01 OCT 2020

| | | Volume | Unit Price | Fee |
|---------------|--------------------|--------|------------|--------|
| Total | Electronic Credits | 7 | \$0.50 | \$3.50 |
| | Cheques Written | 1 | \$1.00 | \$1.00 |
| \$4.50 | | | | |

S013547 / M007299 / 277 / CN2CNC0PW

Statement Period
03 July 2020 - 02 October 2020

Westpac Business One Flexi

 013
THE SECRETARY
VISTA GRAPHICS PTY LTD
5 IRVINE ST
KIAMA NSW 2533

Account Name
VISTA GRAPHICS PTY LTD VISTA
GRAPHICS PTY LTD PROVIDENT FUND

Customer ID
0680 6990 VISTA GRAPHICS PTY LTD

BSB Account Number
032-689 125 909

| | |
|-----------------|----------------|
| Opening Balance | + \$203,820.82 |
| Total Credits | + \$13,875.95 |
| Total Debits | - \$8,182.96 |
| Closing Balance | + \$209,513.81 |

INTEREST RATES (PER ANNUM) ON CREDIT BALANCES

| Effective Date | \$0 to \$1999 | Over \$1999 to \$9999 | Over \$9999 to \$19999 | Over \$19999 to \$49999 |
|----------------|----------------------------|-----------------------------|------------------------------|----------------------------|
| 17 Mar 2020 | 0.01 % | 0.01 % | 0.01 % | 0.01 % |
| Effective Date | Over \$49999 to \$99999 | Over \$99999 to \$249999 | Over \$249999 to \$499999 | Over \$499999 |
| 17 Mar 2020 | 0.01 % | 0.01 % | 0.01 % | 0.02 % |


TRANSACTIONS

Please check all entries on this statement and promptly inform Westpac of any possible error or unauthorised transaction

| DATE | TRANSACTION DESCRIPTION | DEBIT | CREDIT | BALANCE |
|----------|---|----------|----------|------------|
| 03/07/20 | STATEMENT OPENING BALANCE | | | 203,820.82 |
| 13/07/20 | Deposit Dividend Ioo Payment Jul20/00804956 | | 726.03 | 204,546.85 |
| 16/07/20 | Deposit Dividend Vaf Payment Jul20/00802465 | | 307.63 | 204,854.48 |
| 31/07/20 | Interest Paid | | 1.73 | 204,856.21 |
| 03/08/20 | Transaction Fee | 1.00 | | 204,855.21 |
| 31/08/20 | Interest Paid | | 1.73 | 204,856.94 |
| 31/08/20 | Deposit-Debenture/Note Interest Stockland Ltd Aug20/00830417 | | 265.00 | 205,121.94 |
| 01/09/20 | Transaction Fee | 0.50 | | 205,121.44 |
| 02/09/20 | Withdrawal/Cheque 200093 | 5,316.96 | | 199,804.48 |
| 15/09/20 | Deposit Dividend Perls Ix Dst 001251948545 | | 705.80 | 200,510.28 |
| 16/09/20 | Deposit Dividend Apa Dst 001248971843 | | 2,566.08 | 203,076.36 |
| 18/09/20 | Deposit Dividend Woodside Int20/00696486 | | 108.74 | 203,185.10 |
| 22/09/20 | Deposit Dividend Bhp Group Div Af382/01074906 | | 2,336.12 | 205,521.22 |

Statement Period
03 April 2020 - 03 July 2020

Westpac Business One Flexi

 013
THE SECRETARY
VISTA GRAPHICS PTY LTD
5 IRVINE ST
KIAMA NSW 2533

Account Name
VISTA GRAPHICS PTY LTD VISTA
GRPAHICS PTY LTD PROVIDENT FUND

Customer ID
0680 6990 VISTA GRAPHICS PTY LTD

BSB Account Number
032-689 125 909

Opening Balance + \$161,373.42
Total Credits + \$42,449.90
Total Debits - \$2.50
Closing Balance + \$203,820.82

INTEREST RATES (PER ANNUM) ON CREDIT BALANCES

| Effective Date | \$0 to \$1999 | Over \$1999 to \$9999 | Over \$9999 to \$19999 | Over \$19999 to \$49999 |
|----------------|----------------------------|-----------------------------|------------------------------|----------------------------|
| 17 Mar 2020 | 0.01 % | 0.01 % | 0.01 % | 0.01 % |
| Effective Date | Over \$49999 to \$99999 | Over \$99999 to \$249999 | Over \$249999 to \$499999 | Over \$499999 |
| 17 Mar 2020 | 0.01 % | 0.01 % | 0.01 % | 0.02 % |

TRANSACTIONS

Please check all entries on this statement and promptly inform Westpac of any possible error or unauthorised transaction

| DATE | TRANSACTION DESCRIPTION | DEBIT | CREDIT | BALANCE |
|----------|--|-------|-----------|------------|
| 03/04/20 | STATEMENT OPENING BALANCE | | | 161,373.42 |
| 14/04/20 | Deposit Tm Bank Tmb | | 7,019.18 | 168,392.60 |
| 20/04/20 | Deposit Dividend Vaf Payment Apr20/00802450 | | 178.42 | 168,571.02 |
| 30/04/20 | Interest Paid | | 1.35 | 168,572.37 |
| 01/05/20 | Transaction Fee | 1.00 | | 168,571.37 |
| 22/05/20 | Deposit Dividend Cmw Mar Dst 001241632344 | | 670.69 | 169,242.06 |
| 29/05/20 | Interest Paid | | 1.34 | 169,243.40 |
| 01/06/20 | Transaction Fee | 0.50 | | 169,242.90 |
| 15/06/20 | Deposit Dividend Perls lx Dst 001241880729 | | 792.80 | 170,035.70 |
| 25/06/20 | Deposit Morgans Financia 9676909 | | 33,784.59 | 203,820.29 |
| 30/06/20 | Interest Paid | | 1.53 | 203,821.82 |
| 01/07/20 | Transaction Fee | 1.00 | | 203,820.82 |
| 03/07/20 | CLOSING BALANCE | | | 203,820.82 |

We put you first

Financial year interest earned

| Account | Interest earned to 30th June | General Withholding Tax | Overseas Withholding Tax |
|---|------------------------------|-------------------------|--------------------------|
| S40 Vista Graphics P/L ATF Vista Graphics Pt | \$0.00 | Nil | Nil |
| I40 Vista Graphics P/L ATF Vista Graphics P/ | \$3,375.00 | Nil | Nil |

S40 Customer Deposits

Vista Graphics P/L ATF Vista Graphics Pt

| Posting date | Description | Reference | Debit | Credit | Balance |
|--------------|-----------------|-----------|-------|--------|---------|
| 01 Jul | Opening balance | | | | \$0.00 |
| 30 Jun | Closing balance | | | | \$0.00 |

I40 Customer Term Deposit

Vista Graphics P/L ATF Vista Graphics P/

| Posting date | Description | Reference | Debit | Credit | Balance |
|--------------|---|-----------|------------|------------|--------------|
| 01 Jan | Opening balance | | | | \$250,000.00 |
| 12 Apr | Interest #312865 1.35% | | | \$3,375.00 | \$253,375.00 |
| 12 Apr | Tfr To 032689 125909 To-Vista Graphics Pty Ltd Fund Dep #312865 \$250000 Due 12Apr22 Re-Invested 0.85% If Amt Over \$4999.99 Interest Rate | Tmb | \$3,375.00 | | \$250,000.00 |
| 30 Jun | Closing balance | | | | \$250,000.00 |

Please check all entries and promptly report any errors or unauthorised transactions. We recommend that you retain this statement for future reference. If you would like more information, to provide feedback or to make a complaint, please call us.

VISTA GRAPHICS PTY LTD PROVIDENT FUND
SUMMARY OF INCOME & EXPENDITURE 2020-21

| Income | Amount |
|-------------------------------|--|
| Dividends from shares | 35,192.41 (Franking Credits \$11,823.47) |
| Interest (bank) | 7.46 |
| Interest Term Deposit | 3,375.00 |
| Refund from Bank | 1.00 |
| Tax Refund | 6,316.31 |
| TOTAL AS PER CASH BOOK | 44,892.18 |

| | Total | GST Free | Amount Excluding GST | GST |
|--------------------|------------------|-----------------|----------------------|---------------|
| Expenditure | | | | |
| ASIC Annual Fees | 55.00 | 55.00 | 0.00 | 0.00 |
| Accounting Fees | 3,212.00 | 0.00 | 2,920.00 | 292.00 |
| Bank Charges | 21.00 | 21.00 | 0.00 | 0.00 |
| Share Purchases | 25,253.66 | 5,316.96 | 19,931.26 | 5.44 |
| TOTAL: | 28,541.66 | 5,392.96 | 22,851.26 | 297.44 |

Vista Graphics Provident Fund
Income 2020-21

| Date | From | Details | Amount | Code | Total |
|------------------|-------------------------|--------------|------------------|------|------------------|
| 2020 | | | | | |
| July | | | | | |
| 13 | Ishares 100 | Distribution | 726.03 | DS | 726.03 |
| 16 | Vanguard | Distribution | 307.63 | DS | 307.63 |
| 31 | Westpac Bank | Interest | 1.73 | I | 1.73 |
| | TOTAL | | 1,035.39 | | 1,035.39 |
| | CUMULATIVE TOTAL | | 1,035.39 | | 1,035.39 |
| August | | | | | |
| 31 | Westpac Bank | Interest | 1.73 | I | 1.73 |
| 31 | Stockland | Distribution | 265.00 | DS | 265 |
| | TOTAL | | 266.73 | | 266.73 |
| | CUMULATIVE TOTAL | | 1,302.12 | | 1,302.12 |
| September | | | | | |
| 15 | CBA Perls | Distribution | 705.80 | DS | 705.80 |
| 16 | APA | Dividend | 2,566.08 | DS | 2,566.08 |
| 18 | Woodside | Dividend | 108.74 | DS | 108.74 |
| 22 | BHP | Dividend | 2,336.12 | DS | 2,336.12 |
| 24 | Telstra | Dividend | 1,396.80 | DS | 1,396.80 |
| 30 | Westpac | Interest | 1.66 | I | 1.66 |
| 30 | ANZ | Dividend | 824.25 | DS | 824.25 |
| 30 | CBA | Dividend | 2,833.18 | DS | 2,833.18 |
| | TOTAL | | 10,772.63 | | 10,772.63 |
| | CUMULATIVE TOTAL | | 12,074.75 | | 12,074.75 |
| October | | | | | |
| 1 | Wesfarmers | Dividend | 1,801.20 | DS | 1,801.20 |
| 16 | Vanguard Fixed Int ETF | Dividend | 161.88 | DS | 161.88 |
| 31 | Westpac | Interest | 1.62 | I | 1.62 |
| | TOTAL | | 1,964.70 | | 1,964.70 |
| | CUMULATIVE TOTAL | | 14,039.45 | | 14,039.45 |
| November | | | | | |
| 30 | Westpac | Interest | 0.72 | I | 0.72 |
| | TOTAL | | 0.72 | | 0.72 |
| | CUMULATIVE TOTAL | | 14,040.17 | | 14,040.17 |
| December | | | | | |
| 9 | ATO | Tax Refund | 6,316.31 | TR | 6,316.31 |
| 15 | CBA Perls | Dividend | 696.90 | DS | 696.90 |
| 16 | ANZ Bank | Dividend | 1,153.95 | DS | 1,153.95 |
| 18 | Westpac | Dividend | 1,019.90 | DS | 1,019.90 |
| | TOTAL | | 9,187.06 | | 9,187.06 |
| | CUMULATIVE TOTAL | | 23,227.23 | | 23,227.23 |

Vista Graphics Provident Fund Expenses
2020-21

| Date | Payee | Details | Cheque | Amount Excl GST | GST | Non GST Amount | Total | Code | Total Amount |
|---------------|-------------------------|-----------------|--------|--------------------|---------------|-------------------|------------------|------|------------------|
| 2020 | | | | | | | | | |
| July | | | | | | | | | |
| 1 | Westpac | Transaction Fee | | | | 1.00 | 1.00 | B | 1.00 |
| | TOTAL | | | 0.00 | 0.00 | 1.00 | 1.00 | | 1.00 |
| | CUMULATIVE TOTAL | | | 0.00 | 0.00 | 1.00 | 1.00 | | 1.00 |
| August | | | | | | | | | |
| 1 | Westpac | Transaction Fee | | | | 1.00 | 1.00 | B | 1.00 |
| | TOTAL | | | | | 1.00 | 1.00 | | 1.00 |
| | CUMULATIVE TOTAL | | | 0.00 | 0.00 | 2.00 | 2.00 | | 2.00 |
| Sept | | | | | | | | | |
| 1 | Westpac | Transaction Fee | | | | 0.50 | 0.50 | B | 0.50 |
| 2 | Sydney Airports | Share purchase | 93 | | | 5316.96 | 5316.96 | S | 5316.96 |
| | TOTAL | | | 0.00 | 0.00 | 5,317.46 | 5,317.46 | | 5,317.46 |
| | CUMULATIVE TOTAL | | | 0.00 | 0.00 | 5,319.46 | 5,319.46 | | 5,319.46 |
| Oct | | | | | | | | | |
| 1 | Westpac | Transaction Fee | | | | 4.50 | 4.50 | B | 4.50 |
| 2 | Sterling Warton Taylor | Accountant Fees | 94 | 2,600.00 | 260.00 | 0.00 | 2,860.00 | A | 2,860.00 |
| 12 | Westpac Securities | Vanguard MSCI | | 9,794.03 | 2.72 | | 9,796.75 | S | 9,796.75 |
| 12 | Westpac Securities | Ishares IXJ | | 10,137.23 | 2.72 | | 10,139.95 | S | 10,139.95 |
| | TOTAL | | | 22,531.26 | 265.44 | 4.50 | 22,801.20 | | 22,801.20 |
| | CUMULATIVE TOTAL | | | 22,531.26 | 265.44 | 5,323.96 | 28,120.66 | | 28,120.66 |
| Nov | | | | | | | | | |
| 1 | Westpac | Transaction Fee | | | | 3.00 | 3.00 | B | 3.00 |
| | TOTAL | | | 0.00 | 0.00 | 3.00 | 3.00 | | 3.00 |
| | CUMULATIVE TOTAL | | | 22,531.26 | 265.44 | 5,326.96 | 28,123.66 | | 28,123.66 |
| Dec | | | | | | | | | |
| | | | | 0.00 | 0.00 | 0.00 | 0.00 | | 0.00 |
| | TOTAL | | | 0.00 | 0.00 | 0.00 | 0.00 | | 0.00 |
| | CUMULATIVE TOTAL | | | 22,531.26 | 265.44 | 5,326.96 | 28,123.66 | | 28,123.66 |
| 2021 | | | | | | | | | |
| Jan | | | | | | | | | |
| 4 | Westpac | Transaction Fee | | | | 2.00 | 2.00 | B | 2.00 |
| 27 | Stirling Warton Taylor | Accountant Fees | | 320.00 | 32.00 | | 352.00 | A | 352.00 |
| 27 | ASIC | Annual Fees | | | | 55.00 | 55.00 | G | 55.00 |
| | TOTAL | | | 320.00 | 32.00 | 57.00 | 409.00 | | 409.00 |
| | CUMULATIVE TOTAL | | | 22,851.26 | 297.44 | 5,383.96 | 28,532.66 | | 28,532.66 |
| Feb | | | | | | | | | |
| 1 | Westpac | Transaction Fee | | | | 3.00 | 3.00 | B | 3.00 |
| | TOTAL | | | 0.00 | 0.00 | 3.00 | 3.00 | | 3.00 |
| | CUMULATIVE TOTAL | | | 22,851.26 | 297.44 | 5,386.96 | 28,535.66 | | 28,535.66 |
| March | | | | | | | | | |
| 1 | Westpac | Transaction Fee | | | | 0.50 | 0.50 | B | 0.50 |
| | TOTAL | | | 0.00 | 0.00 | 0.50 | 0.50 | | 0.50 |
| | CUMULATIVE TOTAL | | | 22,851.26 | 297.44 | 5,387.46 | 28,536.16 | | 28,536.16 |

Vista Graphics Provident Fund Expenses
2020-21

| Date | Payee | Details | Cheque | Amount Excl GST | GST | Non GST Amount | Total | Code | Total Amount |
|-------|-------------------------|-----------------|--------|--------------------|---------------|-------------------|------------------|-------------|------------------|
| April | | | | | | | | | |
| 1 | Westpac | Transaction Fee | | | | 4.00 | 4.00 | B | 4.00 |
| | TOTAL | | | 0.00 | 0.00 | 4.00 | 4.00 | | 4.00 |
| | CUMULATIVE TOTAL | | | 22,851.26 | 297.44 | 5,391.46 | 28,540.16 | | 28,540.16 |
| May | | | | | | | | | |
| 3 | Westpac | Transaction Fee | | | | 1.50 | 1.50 | B | 1.50 |
| | TOTAL | | | 0.00 | 0.00 | 1.50 | 1.50 | | 1.50 |
| | CUMULATIVE TOTAL | | | 22,851.26 | 297.44 | 5,392.96 | 28,541.66 | | 28,541.66 |
| June | | | | | | | | | |
| | TOTAL | | | 0.00 | 0.00 | 0.00 | 0.00 | 0.00 | 0.00 |
| | CUMULATIVE TOTAL | | | 22,851.26 | 297.44 | 5,392.96 | 28,541.66 | | 28,541.66 |

**VISTA GRAPHICS PTY LTD PROVIDENT FUND
5 Irvine Street
KIAMA NSW 2533**

Phone: 0410 622 405
Email: jacobsen88@westnet.com.au

15 September 2021

Stirling Warton Taylor
Level 11, 111 Elizabeth Street
Sydney NSW 2000

Attention: Mark Taylor

Dear Mark,

**Vista Graphics Provident Fund
2020-2021 Taxation**

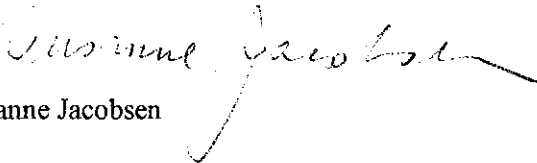
Enclosed please find the following papers relating to last year's tax:

Vista Graphics Pty Ltd Provident Fund

1. Summary of Income and Expenditure 2020-21
2. Income 2020-21
3. Expenditure 2020-21
4. Bank Reconciliation Statement
5. List of share dividends 2020-21
6. List of share buy and sell transactions 2020-21
7. Portfolio Valuation as at 30 June 2021 from Westpac Online Trading
8. Transaction Summary 2020-21 from Westpac Online Trading
9. Folder containing dividend notices, holding statements, Bank Statements, Term Deposit Interest Statement from Teachers Mutual Bank, correspondence and copies of BAS statements for Vista Graphics Pty Ltd.

If you require any more information, please phone on 4232 1089 or mobile 0410 622 405

Regards,



Susanne Jacobsen