

SELF MANAGED SUPER FUNDS

COMPUTER FILE INDEX & JOURNALS

CLIENT: Genlee Super Fund

CODE: MEYOS

YEAR: 2023

Superfund

<input checked="" type="checkbox"/>
<input type="checkbox"/>
<input type="checkbox"/>
<input type="checkbox"/>
<input type="checkbox"/>

Please tick

STS:	YES / <input checked="" type="radio"/> NO
GST:	YES / <input checked="" type="radio"/> NO
Please circle	

Prepared by: FC

Reviewed by: 7/10/23

INDUSTRY: Investments

e.g fishing, advertising, road freight haulage - please be specific

Schedule Reference	INDEX	Tick If Applicable
A-1	TRIAL BALANCE	<input checked="" type="checkbox"/>
A-2	QUERIES / NOTES	
A-3	Journal entries	<input checked="" type="checkbox"/>
B-1	PROFIT & LOSS	<input checked="" type="checkbox"/>
B-2	BALANCE SHEET	<input checked="" type="checkbox"/>
B-3	MEMBERS LOANS	<input checked="" type="checkbox"/>
C-1	TAXATION	<input checked="" type="checkbox"/>
D-1	CASH/TERM DEPOSITS	<input checked="" type="checkbox"/>
E-1	INVESTMENTS/SHARE PORTFOLIO	<input checked="" type="checkbox"/>
F-1	PROPERTY	
G-1	OTHER ASSETS	
H-1	LIABILITIES	
J-1	TRUST DEED EXTRACTS	
K-1	INVESTMENT STRATEGY	
L-1	MINUTES	
L-2	MINUTES	
L-3	MINUTES	
M-1	CONTRIBUTIONS	
N-1	INTEREST RECEIVED	<input checked="" type="checkbox"/>
O-1	DIVIDENDS RECEIVED	<input checked="" type="checkbox"/>
P-1	RENT RECEIVED	
Q-1	EXPENSES	<input checked="" type="checkbox"/>
	excel/office photocopy master	

BENLEE HOLDINGS PTY LTD atf BENLEE SUPERANNUATION FUND
ABN 14 052 303 785
Comparative Trial Balance as at 30 June 2023

	2023 \$ Dr	2023 \$ Cr	2022 \$ Dr	2022 \$ Cr
Income				
0530		84,484.83	104,350.32	
0567				
0567.01		61,467.59		52,562.30
0567.04		517.72		1,617.59
0567.07		91.64		240.03
0567.08		26,343.25		22,526.68
0570				21,117.84
0575		1,455.94		42,429.06
0581				
0581.03		24,999.63		
Expenses				
1510	298.00		2,696.00	
1535	385.00		385.00	
1685	259.00		259.00	
1690	59.00		56.00	
1998				
1998.02	6,665.62		10,263.15	
1998.03	6,665.63		10,263.15	
Current Assets				
2003	100,000.00			
2007	105,711.90		60,994.26	
2100			583.65	
Non Current Assets				
2553	1,114,410.05		1,083,620.92	
Current Liabilities				
3325	13,103.64		2,998.41	

The accompanying notes form part of these financial statements.

BENLEE HOLDINGS PTY LTD atf BENLEE SUPERANNUATION FUND
ABN 14 052 303 785
Comparative Trial Balance as at 30 June 2023

	2023 \$ Dr	2023 \$ Cr	2022 \$ Dr	2022 \$ Cr
Equity				
4000	Opening balance - Members fund			
4000.02		574,098.42		637,987.98
4000.03		574,098.82		637,988.38
4060	Transfers Out			
4060.02			70,000.00	
4060.03			70,000.00	
	1,347,557.84	1,347,557.84	1,416,469.86	1,416,469.86
Net Profit		185,028.35		12,220.88

The accompanying notes form part of these financial statements.

BENLEE HOLDINGS PTY LTD atf BENLEE SUPERANNUATION FUND
ABN 14 052 303 785
Detailed Operating Statement
For the year ended 30 June 2023

	Note	2023 \$	2022 \$
Revenue			
Changes in Market Value of Invest		84,485	(104,350)
Distributions - Infocus Portfolio			
Franked Dividends		61,468	52,562
Distributions - Managed Investment Trust		518	1,618
Foreign Income		92	240
Imputation credits		26,343	22,527
Other Income			21,118
Interest received		1,456	42,429
IMA- enhanced Income			
Capital gain on sale of Shares		25,000	
Total revenue		199,361	36,143
Expenses			
Accountancy		298	2,696
Audit fees		385	385
Supervisory Levy		259	259
Filing fees		59	56
Total expenses		1,001	3,396
Benefits Accrued as a Result of Operations Before Income Tax		198,360	32,747
Income tax expense	6	13,331	20,526
Benefits Accrued as a Result of Operations	7	185,028	12,221

The accompanying notes form part of these financial statements.

BENLEE HOLDINGS PTY LTD atf BENLEE SUPERANNUATION FUND
ABN 14 052 303 785
Detailed Statement of Financial Position as at 30 June 2023

	2023 \$	2022 \$
Investments		
Shares in Listed Companies	1,114,410 <i>ELV</i>	1,083,621
Total Investments	1,114,410	1,083,621
Other Assets		
Macquarie TD	100,000 <i>DL</i>	
Macquarie CMA 9766	105,712 <i>DL</i>	60,994
Distribution Receivable		584
Total other assets	205,712	61,578
Total assets	1,320,122	1,145,199
Liabilities		
Taxation	(13,104) <i>CL</i>	(2,998)
Total liabilities	(13,104)	(2,998)
Net Assets Available to Pay Benefits	1,333,226	1,148,197
Represented by:		
Liability for Accrued Members' Benefits		
Allocated to members' accounts	1,333,226 <i>ELV</i>	1,148,197
	1,333,226	1,148,197

The accompanying notes form part of these financial statements.

Benlee Super Fund 2023

Schedule of Member Balances

	DOB	Age at 01/07/2022	Opening Balance	Profit %		Taxable	Tax
Denise Mosbach (Accumulation)	19/02/1959	63	\$ 574,098.42	50.00%	Denise	99,179.80	6,665.62
Rene Tuch (Accumulation)	14/10/1956	65	\$ 574,098.82	50.00%	Rene	99,179.80	6,665.63
			<u>\$ 1,148,197.24</u>			<u>198,359.60</u>	<u>13,331.25</u>
			<u>\$ 1,148,197.24</u>	<u>100.00%</u>		Tax	13,331.25

	Denise Mosbach	Rene Tuch
Accumulation		
Opening balance 1/7/22	\$ 574,098.42	\$ 574,098.82
Rollovers	\$ -	\$ -
Death Benefit Payment	\$ -	\$ -
Allocated Earnings	\$ 99,179.80	\$ 99,179.80
Income Tax	-\$ 6,665.62	-\$ 6,665.63
Closing Balance 30/6/23	<u>\$ 666,612.60</u>	<u>\$ 666,612.99</u>

Profit 198,359.60

	Profit	
Denise	99,179.80	50.00% Accum'n
Rene	99,179.80	50.00% Accum'n
	<u>198,359.60</u>	<u>100.00%</u>

BENLEE HOLDINGS PTY LTD atf BENLEE SUPERANNUATION FUND
ABN 14 052 303 785
Member's Information Statement
For the year ended 30 June 2023

	2023	2022
	\$	\$
<hr/>		
Denise Mosbach- Accumulation		
Opening balance - Members fund	574,098.42	637,987.98
Allocated earnings	99,179.80	16,373.59
Income tax expense - earnings	(6,665.62)	(10,263.15)
Transfers to other funds		(70,000.00)
Balance as at 30 June 2023	666,612.60	574,098.42
Withdrawal benefits at the beginning of the year	574,098.42	637,987.98
Withdrawal benefits at 30 June 2023	666,612.60	574,098.42

Withdrawal Benefit

Your withdrawal benefit is the amount you are entitled to on resignation or retirement and represent the sum of:

- member contributions
- superannuation guarantee contributions
- award contributions
- other employer contributions made on your behalf and earnings (after income tax) associated with the above contributions.

The preserved portion of your withdrawal benefit is the amount which cannot be paid out until you permanently retire from the workforce on or after age 55. The preservation age is to be increased from 55 to 60, on a phased in basis, by 2025.

Withdrawing Funds

Should a member wish to withdraw some or all of their withdrawal benefits from the fund, they should contact the administrator prior to taking action to be advised of their benefit entitlements at date of disposal.

Eligible Rollover Fund

The Fund has selected an 'eligible rollover fund' to which it will transfer benefits belonging to 'lost' members or unclaimed benefits.

Government regulations define members as 'lost' if two consecutive reports, sent at least six months apart, are returned unclaimed to the fund.

Unclaimed benefits are those belonging to members who have left their employer and fail to give instructions to the Fund for the disbursement of their benefit within 90 days of exiting.

In each case the Fund will transfer these benefits to [INSERT DETAILS]. If you would like further details about this fund, or if your benefits have been transferred to it, please contact:

The accompanying notes form part of these financial statements.

BENLEE HOLDINGS PTY LTD atf BENLEE SUPERANNUATION FUND
ABN 14 052 303 785
Member's Information Statement
For the year ended 30 June 2023

	2023	2022
	\$	\$
Rene Tuch- Accumulation		
Opening balance - Members fund	574,098.82	637,988.38
Allocated earnings	99,179.80	16,373.59
Income tax expense - earnings	(6,665.63)	(10,263.15)
Transfers to other funds		(70,000.00)
Balance as at 30 June 2023	<u><u>666,612.99</u></u>	<u><u>574,098.82</u></u>
Withdrawal benefits at the beginning of the year	574,098.82	637,988.38
Withdrawal benefits at 30 June 2023	666,612.99	574,098.82

Withdrawal Benefit

Your withdrawal benefit is the amount you are entitled to on resignation or retirement and represent the sum of:

- member contributions
- superannuation guarantee contributions
- award contributions
- other employer contributions made on your behalf and earnings (after income tax) associated with the above contributions.

The preserved portion of your withdrawal benefit is the amount which cannot be paid out until you permanently retire from the workforce on or after age 55. The preservation age is to be increased from 55 to 60, on a phased in basis, by 2025.

Withdrawing Funds

Should a member wish to withdraw some or all of their withdrawal benefits from the fund, they should contact the administrator prior to taking action to be advised of their benefit entitlements at date of disposal.

Eligible Rollover Fund

The Fund has selected an 'eligible rollover fund' to which it will transfer benefits belonging to 'lost' members or unclaimed benefits.

Government regulations define members as 'lost' if two consecutive reports, sent at least six months apart, are returned unclaimed to the fund.

Unclaimed benefits are those belonging to members who have left their employer and fail to give instructions to the Fund for the disbursement of their benefit within 90 days of exiting.

In each case the Fund will transfer these benefits to [INSERT DETAILS]. If you would like further details about this fund, or if your benefits have been transferred to it, please contact:

The accompanying notes form part of these financial statements.

BENLEE HOLDINGS PTY LTD atf BENLEE SUPERANNUATION FUND
ABN 14 052 303 785
Member's Information Statement
For the year ended 30 June 2023

	2023	2022
	\$	\$
Amounts Allocatable to Members		
Yet to be allocated at the beginning of the year		
Benefits accrued as a result of operations as per the operating statement	185,028.35	12,220.88
Transfers to other funds		(70,000.00)
Transfers to other funds		(70,000.00)
Amount allocatable to members	185,028.35	(127,779.12)
Allocation to members		
Denise Mosbach- Accumulation	92,514.18	(63,889.56)
Rene Tuch- Accumulation	92,514.17	(63,889.56)
Total allocation	185,028.35	(127,779.12)
Yet to be allocated	185,028.35	(127,779.12)
Members Balances		
Denise Mosbach- Accumulation	666,612.60	574,098.42
Rene Tuch- Accumulation	666,612.99	574,098.82
Allocated to members accounts	1,333,225.59	1,148,197.24
Yet to be allocated		
Liability for accrued members benefits	1,333,225.59	1,148,197.24

The accompanying notes form part of these financial statements.

Benlee Super Fund - 30 June 2023				
Tax Estimate			Amount	Ref
NET PROFIT PER PROFIT & LOSS			198,360.00	B-1
Add:				
Decrease in m/v of investments			-	
Accounting loss on sale of assets			-	
Tax Distribution			-	O-1/1
			198,360.00	
Less:				
Increase in m/v of investments			- 84,485.00	E-2
Capital Gain			- 25,000.00	E-1
Accounting Distribution			-	O-1
Taxable Income			88,875.00	
Tax at 15%			13,331.25	
Franking Credits - Dividends			- 26,343.25	O-2
Foreign tax offset			- 91.64	O-1/1
Payg Instalments:				
-June 22			-	
Withholding Tax - Dist'ns			-	
Estimated tax payable			- 13,103.64	
Taxation Liability				
Opening balance			- 2,998.41	
2022 Income Tax Refund			2,739.41	C-2
Supervisory Levy			259.00	
Payg instalments - June 2019			-	
			-	
Payg instalments - Sep, Dec, Mar 23			-	
Franking Credits			- 26,343.25	
Foreign Tax Offset			- 91.64	
TFN Withheld			-	
2023 tax provision			13,331.25	
Balance at 30 June 2023			- 13,103.64	



Term Deposit

MACQUARIE BANK LIMITED
ABN 46 008 583 542 AFSL 237502

enquiries 1300 739 980
fax 1300 736 967
www.macquarie.com.au

GPO Box 2520
Sydney, NSW 2001

Private & Confidential
BENLEE HOLDINGS PTY LTD
D Baker & Associates Pty Ltd
Unit 1, 4-10 Farrell Road
MIDVALE WA 6056

1 Shelley Street
Sydney, NSW 2000

account name BENLEE HOLDINGS PTY LTD ATF BENLEE SUPERANNUATION FUND **account balance** **\$100,000.00**
account no. 226940161 as at 30 Jun 23

	transactions	debits	credits	balance
01.04.23	OPENING BALANCE			100,000.00
	CLOSING BALANCE AS AT 30 JUN 23	0.00	0.00	100,000.00

annual interest summary 2022/2023

Interest Paid to Account	0.00
Withholding Tax (non-provision of TFN/ABN)	0.00



Macquarie Cash Management Account

enquiries 1800 806 310

account name BENLEE HOLDINGS PTY LTD ATF BENLEE
SUPERANNUATION FUND
account no. 969959766

transaction	description	debits	credits	balance
31.05.23	Interest	MACQUARIE CMA INTEREST PAID* 0575	196.95	92,912.18
27.06.23	Deposit	WBC DIVIDEND 001296483401 0567 ⁰¹	12,600.00	105,512.18
30.06.23	Interest	MACQUARIE CMA INTEREST PAID* 0575	199.72	105,711.90
CLOSING BALANCE AS AT 30 JUN 23		100,385.00	117,167.54	105,711.90

* Stepped interest rates for the period 31 December to 21 February: balances \$0.00 to \$4,999.99 earned 2.00% balances \$5,000.00 and above earned 2.00% pa (53 days); 22 February to 21 March: balances \$0.00 to \$4,999.99 earned 2.10% balances \$5,000.00 and above earned 2.10% pa (28 days); 22 March to 18 May: balances \$0.00 to \$4,999.99 earned 2.25% balances \$5,000.00 and above earned 2.25% pa (58 days); 19 May to 22 June: balances \$0.00 to \$4,999.99 earned 2.50% balances \$5,000.00 and above earned 2.50% pa (35 days); 23 June to 30 June: balances \$0.00 to \$4,999.99 earned 2.75% balances \$5,000.00 and above earned 2.75% pa (8 days)

continued on next



Macquarie Cash Management Account

MACQUARIE BANK LIMITED
ABN 46 008 583 542 AFSL 237502

enquiries 1800 806 310
transact@macquarie.com
www.macquarie.com.au

GPO Box 2520
Sydney, NSW 2001



BENLEE HOLDINGS PTY LTD
1/4 FARRALL ROAD
MIDVALE WA 6056

1 Shelley Street
Sydney, NSW 2000

account balance **\$88,929.36**
as at 30 Dec 22

account name BENLEE HOLDINGS PTY LTD ATF BENLEE
SUPERANNUATION FUND
account no. 969959766

transaction	description		debits	credits	balance
30.06.22	OPENING BALANCE				60,994.26
01.07.22	Deposit	ANZ DIVIDEND A073/00603139	0567 ⁰¹	3,093.12	64,087.38
13.07.22	Deposit	IOO PAYMENT JUL22/00804710	0567 ⁰⁴	583.65	64,671.03
29.07.22	Interest	MACQUARIE CMA INTEREST PAID*	0575	19.96	64,690.99
11.08.22	BPAY	* BPAY TO CIS ATF ANZ BANKING GROUP L	5,424.30		59,266.69
31.08.22	Interest	MACQUARIE CMA INTEREST PAID*	0575	40.69	59,307.38
21.09.22	Deposit	TLS FNL DIV 001282268390	0567 ⁰¹	10,498.86	69,806.24
30.09.22	Interest	MACQUARIE CMA INTEREST PAID*	0575	55.95	69,862.19
06.10.22	Deposit	WOODSIDE INT22/00820128	0567	4,203.57	74,065.76
20.10.22	Funds transfer	TRANSACT FUNDS TFR TO D BAKER AND ASSOCI	1510 298.00		73,767.76
20.10.22	BPAY	BPAY TO ASIC	1690 59.00		73,708.76
31.10.22	Interest	MACQUARIE CMA INTEREST PAID*	0575	86.87	73,795.63

how to make a transaction

online
Log in to www.macquarie.com.au/personal

deposits using BPay
From another bank

by phone
Call 133 275 to make a phone transaction

Biller code: 667022
Ref: 969 959 766

transfers from another bank account
Transfer funds from another bank to this account:
BSB 182 512
ACCOUNT NO. 969959766

continued on next



D-212

Macquarie Cash Management Account

enquiries 1800 806 310

account name BENLEE HOLDINGS PTY LTD ATF BENLEE
SUPERANNUATION FUND
account no. 969959766

transaction	description	debits	credits	balance
30.11.22	Interest MACQUARIE CMA INTEREST PAID*	9575	98.55	73,894.18
15.12.22	Deposit ANZ DIVIDEND A074/00602372	0567.91	3,391.42	77,285.60
20.12.22	Deposit WBC DIVIDEND 001286578747	^	11,520.00	88,805.60
30.12.22	Interest MACQUARIE CMA INTEREST PAID*	0575	123.76	88,929.36
CLOSING BALANCE AS AT 30 DEC 22		5,781.30	33,716.40	88,929.36

* Stepped interest rates for the period 1 July to 13 July: balances \$0.00 to \$4,999.99 earned 0.25% balances \$5,000.00 and above earned 0.25% pa (13 days); 14 July to 11 August: balances \$0.00 to \$4,999.99 earned 0.50% balances \$5,000.00 and above earned 0.50% pa (29 days); 12 August to 15 September: balances \$0.00 to \$4,999.99 earned 0.90% balances \$5,000.00 and above earned 0.90% pa (35 days); 16 September to 13 October: balances \$0.00 to \$4,999.99 earned 1.25% balances \$5,000.00 and above earned 1.25% pa (28 days); 14 October to 15 November: balances \$0.00 to \$4,999.99 earned 1.50% balances \$5,000.00 and above earned 1.50% pa (33 days); 16 November to 15 December: balances \$0.00 to \$4,999.99 earned 1.75% balances \$5,000.00 and above earned 1.75% pa (30 days); 16 December to 30 December: balances \$0.00 to \$4,999.99 earned 2.00% balances \$5,000.00 and above earned 2.00% pa (15 days)

continued on next



Macquarie Cash Management Account

MACQUARIE BANK LIMITED
ABN 46 008 583 542 AFSL 237502

enquiries 1800 806 310
transact@macquarie.com
www.macquarie.com.au

GPO Box 2520
Sydney, NSW 2001



BENLEE HOLDINGS PTY LTD
1/4 FARRALL ROAD
MIDVALE WA 6056

1 Shelley Street
Sydney, NSW 2000

account balance **\$105,711.90**
as at 30 Jun 23

account name BENLEE HOLDINGS PTY LTD ATF BENLEE
SUPERANNUATION FUND
account no. 969959766

transaction	description	debits	credits	balance
30.12.22	OPENING BALANCE			88,929.36
05.01.23	Deposit IOO PAYMENT JAN23/00804565		517.72	89,447.08
31.01.23	Interest MACQUARIE CMA INTEREST PAID*		156.65	89,603.73
28.02.23	Interest MACQUARIE CMA INTEREST PAID*		139.23	89,742.96
28.03.23	Deposit AUSIEX TRUST ACC S IOO 40343190-00		84,119.63	173,862.59
28.03.23	Funds transfer TRANSACT FUNDS TFR TO SUPER AUDITS	385.00		173,477.59
30.03.23	Deposit CBA 2022 Tax refund		2,739.41	176,217.00
31.03.23	Interest MACQUARIE CMA INTEREST PAID*		179.13	176,396.13
31.03.23	Deposit TLS ITM DIV 001293238859		10,498.86	186,894.99
31.03.23	Direct debit MACQUARIE BANK MACQUARIE PERSONAL	100,000.00		86,894.99
05.04.23	Deposit WOODSIDE FIN22/00836660		5,661.76	92,556.75
28.04.23	Interest MACQUARIE CMA INTEREST PAID*		158.48	92,715.23

how to make a transaction

online
Log in to www.macquarie.com.au/personal

deposits using BPay
From another bank

by phone
Call 133 275 to make a phone transaction

	Bill code: 667022
	Ref: 969 959 766

transfers from another bank account
Transfer funds from another bank to this account:
BSB 182 512
ACCOUNT NO. 969959766

continued on next

Bentley Super Fund - Investment Transaction Summary 2023

Investment	Code	Date Acquired	Opening balance			Purchases			Disposal			Closing Balance					
			Unit	Cost		Unit	Cost		Date Sold	Unit	Cost		Unit	Cost	Price @ 30/06/23	Market Value 30/06/2023	
ANZ Banking Group	ANZ	19/07/2016	3006	\$ 75,116.49								3006	\$ 75,116.49	\$ 23.71	\$ 71,272.26		
		23/06/2017	1290	\$ 35,617.34								1290	\$ 35,617.34	\$ 23.71	\$ 30,585.90		
		24/08/2022	0	\$ -	287	\$ 5,424.30						287	\$ 5,424.30	\$ 23.71	\$ 6,804.77		
			4296	\$ 110,733.83							4583	\$ 116,158.13		\$ 108,667.93			
ISHS Global 100 ETF	100	3/07/2019	836	\$ 59,120.00				28/03/2023	836	\$ 59,120.00	\$ 8,333.21	\$ 24,999.63	\$ 8,333.21	\$ 16,666.42	\$ -	\$ -	
																	\$ -
Telstra Corp	TLS	30/06/2014	93516	\$ 396,507.84								93516	\$ 396,507.84	\$ 4.30	\$ 402,118.80		
		23/06/2017	12600	\$ 55,122.57								12600	\$ 55,122.57	\$ 4.30	\$ 54,180.00		
		2/02/2018	17400	\$ 63,369.14								17400	\$ 63,369.14	\$ 4.30	\$ 74,820.00		
					123516	\$ 514,999.55						123516	\$ 514,999.55		\$ 531,118.80		
Westpac Banking Corp	WBC	15/04/2015	1781	\$ 69,785.01								1781	\$ 69,785.01	\$ 21.34	\$ 38,006.54		
		15/04/2015	5122	\$ 200,182.84								5122	\$ 200,182.84	\$ 21.34	\$ 109,303.48		
		15/04/2015	5126	\$ 200,236.54								5126	\$ 200,236.54	\$ 21.34	\$ 109,388.84		
		20/11/2015	1105	\$ 28,177.50								1105	\$ 28,177.50	\$ 21.34	\$ 23,580.70		
		31/10/2017	3036	\$ 100,176.64								3036	\$ 100,176.64	\$ 21.34	\$ 64,788.24		
		25/07/2018	1830	\$ 53,695.51								1830	\$ 53,695.51	\$ 21.34	\$ 39,052.20		
			18000	\$ 652,254.04							18000	\$ 652,254.04		\$ 384,120.00			
Woodside Petroleum	WPL	30/06/2014	1292	\$ 41,279.91								1292	\$ 41,279.91	\$ 34.44	\$ 44,496.48		
		23/06/2017	880	\$ 25,794.75								880	\$ 25,794.75	\$ 34.44	\$ 30,307.20		
		16/03/2018	456	\$ 12,312.00								456	\$ 12,312.00	\$ 34.44	\$ 15,704.64		
			2628	\$ 79,386.66							2628	\$ 79,386.66		\$ 90,508.32			
				\$ 1,416,494.08											\$ 1,114,410.05		
									Gross gain								
									\$ 84,119.63	\$ 24,999.63	\$ 8,333.21	\$ 16,666.42					
									Less: c/f losses								
										\$ 298,541.00							
									Losses to carry forward								
															\$ 273,541.37		

Financial Year Summary

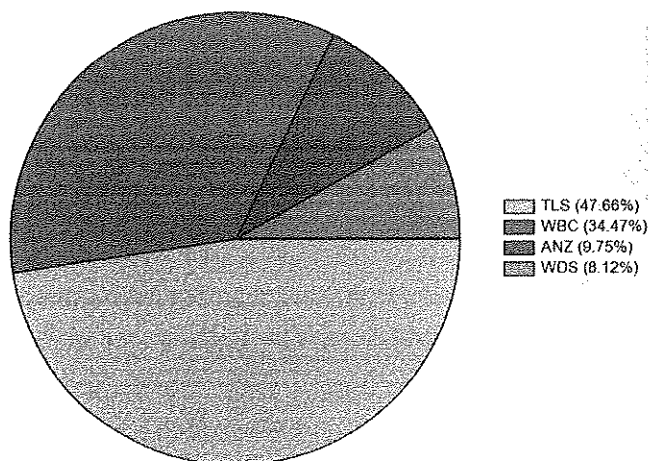
1 JULY 2022 - 30 JUNE 2023

AUSIEX

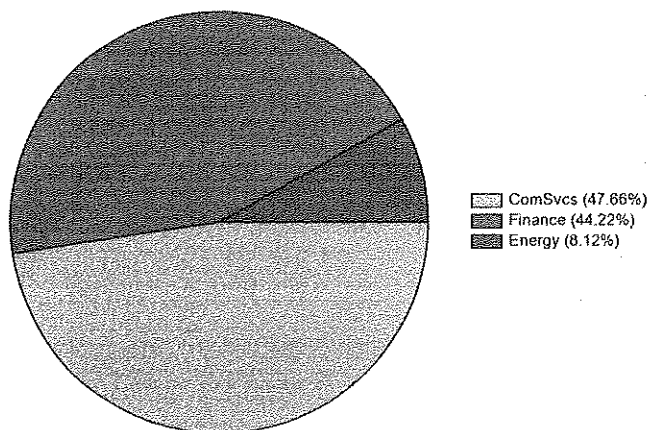
Portfolio Valuation	Account Number	Account Name	Value as at 30 June 2023
Shares	2350353	BENLEE HOLDINGS PTY LTD <BENLEE SUPER FUND A/C>	\$1,114,410.05 ^Λ
TOTAL PORTFOLIO VALUE			\$1,114,410.05

Allocation as at 30 June 2023

Shares in your portfolio



Sectors in your portfolio



Estimated Interest & Dividends 2022-2023 Financial Year

Est. Franked Dividends	\$61,467.58
Est. Unfranked Dividends	\$2,717.01
Est. Franking Credits	\$26,343.25
Est. Interest Received from Interest Rate Securities	\$0.00
TOTAL INCOME	\$64,184.59

Fees & Charges 2022-2023 Financial Year

Total Brokerage (inc. GST)	\$92.63
Total Subscriptions (inc. GST)	\$0.00
Other Fees (inc. GST)	Nil
TOTAL FEES & CHARGES	\$92.63

DISCLAIMER

This statement is issued by Australian Investment Exchange Limited ABN 71 076 515 930 AFSL 241400 ("AUSIEX"), a Market Participant of ASX Limited and Cboe Australia Pty Limited, a Clearing Participant of ASX Clear Pty Limited and a Settlement Participant of ASX Settlement Pty Limited. AUSIEX is a wholly owned, but not guaranteed, subsidiary of Nomura Research Institute, LTD. Information contained in this statement is believed to be accurate at the time the statement is generated. NRI and its subsidiaries do not accept any liability for any errors or omissions contained in this statement, or any responsibility for any action taken in reliance on this statement.

This statement is a summary document only and it is not intended to replace any document which contains information that may be required for taxation purposes. You should therefore retain your CHES statements, dividend statements, confirmations and bank account statements for your records in this regard. If there are any errors in this statement, please contact us as set out below. The total brokerage outlined does not include any rebates you may have received over the financial year. Please refer to your transaction statement records for any rebates you may have received for the statement period. This statement only includes dividends paid for holdings held with AUSIEX. Any dividends paid (based on the ex-dividend date) prior to holdings being transferred to AUSIEX are not included in this report. This report may not include information on some accounts if you have switched products during the financial year. AUSIEX is not a registered tax practitioner and the information provided in this report does not constitute tax advice. The above information, whilst based upon your holdings, only takes into account those of your circumstances of which we are aware. It is recommended that you provide the statement to your tax adviser or accountant in order that your particular circumstances can be properly addressed.

Address Locked Bag 3005, Australia Square NSW 1215 | Enquiries 1800 252 351 | 8:30am - 5:30pm Sydney time, Mon to Fri | www.ausiex.com.au

Portfolio Valuation

30 JUNE 2023

AUSIEX

SHARES - 2350353 - HIN 54270348

BENLEE HOLDINGS PTY LTD <BENLEE SUPER FUND A/C>

Portfolio	Units	Unit Price	Portfolio Value	% of Portfolio
ANZ - ANZ GROUP HOLDINGS FPO (ORDINARY FULLY PAID)	4,583	\$23.7100	\$108,662.93	9.75%
TLS - TELSTRA GROUP FPO (ORDINARY FULLY PAID)	123,516	\$4.3000	\$531,118.80	47.66%
WBC - WESTPAC BANKING CORP FPO (ORDINARY FULLY PAID)	18,000	\$21.3400	\$384,120.00	34.47%
WDS - WOODSIDE ENERGY FPO (ORDINARY FULLY PAID)	2,628	\$34.4400	\$90,508.32	8.12%
		TOTAL	\$1,114,410.05	100.00%

DISCLAIMER

This statement is issued by Australian Investment Exchange Limited ABN 71 076 515 930 AFSL 241400 ("AUSIEX"), a Market Participant of ASX Limited and Cboe Australia Pty Limited, a Clearing Participant of ASX Clear Pty Limited and a Settlement Participant of ASX Settlement Pty Limited. AUSIEX is a wholly owned, but not guaranteed, subsidiary of Nomura Research Institute, LTD. Information contained in this statement is believed to be accurate at the time the statement is generated. NRI and its subsidiaries do not accept any liability for any errors or omissions contained in this statement, or any responsibility for any action taken in reliance on this statement.

This statement is a summary document only and it is not intended to replace any document which contains information that may be required for taxation purposes. You should therefore retain your CHESSE statements, dividend statements, confirmations and bank account statements for your records in this regard. If there are any errors in this statement, please contact us as set out below. The total brokerage outlined does not include any rebates you may have received over the financial year. Please refer to your transaction statement records for any rebates you may have received for the statement period. This statement only includes dividends paid for holdings held with AUSIEX. Any dividends paid (based on the ex-dividend date) prior to holdings being transferred to AUSIEX are not included in this report. This report may not include information on some accounts if you have switched products during the financial year. AUSIEX is not a registered tax practitioner and the information provided in this report does not constitute tax advice. The above information, whilst based upon your holdings, only takes into account those of your circumstances of which we are aware. It is recommended that you provide the statement to your tax adviser or accountant in order that your particular circumstances can be properly addressed.

Address Locked Bag 3005, Australia Square NSW 1215 | Enquiries 1800 252 351 | 8:30am - 5:30pm Sydney time, Mon to Fri | www.ausix.com.au

Transaction Summary

1 JULY 2022 - 30 JUNE 2023

AUSIEX

SHARES - 2350353 - HIN 54270348

BENLEE HOLDINGS PTY LTD <BENLEE SUPER FUND A/C>

Total Buys and Sells

2022 - 2023 Financial Year

Total Buys (inc. Brokerage + GST)

\$0.00

Total Sells (inc. Brokerage + GST)

\$84,119.63

IOO - ISHS GLOBAL 100 ETF ETF UNITS (ISHARES GLOBAL 100 ETF)

Date	Type	Quantity	Unit Price	Trade Value	Brokerage+GST	GST	CNote	Total Value
24-Mar-2023	Sell	-836	\$100.7324	-\$84,212.26	\$92.63	\$8.42	40343190	-\$84,119.63
Sub Total					\$92.63	\$8.42		-\$84,119.63

The transaction summary is only able to display information available to us. Transactions regarding corporate actions or stock transfers are not included and can be found on your statements as issued by the company or the share registry. Transactions for issuer Sponsored holdings are not included in this summary. Links to some of the key share registries can be found below:

Computershare (<http://www.computershare.com/au/Pages/default.aspx>)
 Link Market Services (<https://investorcentre.linkmarketservices.com.au/Login.aspx/Login>)
 Automic Group Registrars (<https://www.automicgroup.com.au/>)
 Advanced Share Registry Services (<http://www.advancedshare.com.au/Home.aspx>)

DISCLAIMER

This statement is issued by Australian Investment Exchange Limited ABN 71 076 515 930 AFSL 241400 ("AUSIEX"), a Market Participant of ASX Limited and Cboe Australia Pty Limited, a Clearing Participant of ASX Clear Pty Limited and a Settlement Participant of ASX Settlement Pty Limited. AUSIEX is a wholly owned, but not guaranteed, subsidiary of Nomura Research Institute, LTD. Information contained in this statement is believed to be accurate at the time the statement is generated. NRI and its subsidiaries do not accept any liability for any errors or omissions contained in this statement, or any responsibility for any action taken in reliance on this statement.

This statement is a summary document only and it is not intended to replace any document which contains information that may be required for taxation purposes. You should therefore retain your CHESSE statements, dividend statements, confirmations and bank account statements for your records in this regard. If there are any errors in this statement, please contact us as set out below. The total brokerage outlined does not include any rebates you may have received over the financial year. Please refer to your transaction statement records for any rebates you may have received for the statement period. This statement only includes dividends paid for holdings held with AUSIEX. Any dividends paid (based on the ex-dividend date) prior to holdings being transferred to AUSIEX are not included in this report. This report may not include information on some accounts if you have switched products during the financial year. AUSIEX is not a registered tax practitioner and the information provided in this report does not constitute tax advice. The above information, whilst based upon your holdings, only takes into account those of your circumstances of which we are aware. It is recommended that you provide the statement to your tax adviser or accountant in order that your particular circumstances can be properly addressed.

Address Locked Bag 3005, Australia Square NSW 1215 | Enquiries 1800 252 351 | 8:30am - 5:30pm Sydney time, Mon to Fri | www.ausdex.com.au

INFOCUS SECURITIES AUSTRALIA PTY LTD
 AFSL 236523 ABN 47 097 797 049
 PO Box 1856

Sunshine Plaza QLD 4558
 Telephone 07 5406 5000
 Facsimile 07 5443 1995
 Email brokerage@infocus.com.au

CONFIRMATION

Please retain for taxation purposes

BENLEE HOLDINGS PTY LTD <BENLEE SUPER FUND A/C>
C/-INFOCUS MONEY MANAGEMENT
PO BOX 903
CLAREMONT WA 6910

ORDER TAKER: IFMH1

WE HAVE SOLD THE FOLLOWING SECURITIES FOR YOU

COMPANY ISHARES GLOBAL 100 ETF
SECURITY ISHARES GLOBAL 100 ETF

100

DATE:	24/03/2023		
AS AT DATE:	24/03/2023		UNITS AT PRICE
CONFIRMATION NO:	40343190	14	100.800000
ORDER NO:	6YZQT-V	100	100.740000
ACCOUNT NO:	2350353	722	100.730000
TOTAL UNITS:	836		
CONSIDERATION (AUD):	\$84,212.26		AVERAGE PRICE: 100.732368
BROKERAGE & COSTS INCL GST:	\$92.63		
(may include printed confirmation postal fee)			
APPLICATION MONEY:	\$0.00		
NET PROCEEDS:	\$84,119.63		
TOTAL GST:	\$8.42		
SETTLEMENT DATE:	28/03/2023		

PID 6381 HIN 54270348

ORDER COMPLETED

**PAYMENT METHOD - DIRECT CREDIT TO NOMINATED BANK
 A/C ON SETTLEMENT DAY. FUNDS AVAILABLE FOLLOWING
 DAY.**

If not already provided, Security Document and/or Holder Information to be provided by 28/03/2023

1. This Confirmation Contract Note is issued subject to:

(a) The current Terms and Conditions of Share Trading Account;
 (b) The directions, decisions and requirements of the Market Operators, the ASIC Market Integrity Rules, the Market Operating Rules, the Clearing Rules and where relevant, the Settlement Rules, the customs and usages of the Market Operators, and the correction of any errors and/or omissions. Under the Rules of ASIC and the Market Operators, Australian Investment Exchange Limited ('AUSIEX') is required to act consistently with a fair and orderly market. AUSIEX or the Market Operators are entitled to cancel a trade without further reference to you as permitted by the current General Conditions of Trade and the Market Operating Rules.

2. Credits from sales of securities are not available until the settlement date and all documents and security holder information have been delivered to Australian Investment Exchange and verified through CHES Settlement Facility, if a CHES Participant Sponsored Holding security has been sold. Subject to the relevant Terms and Conditions, the proceeds of your sale will be paid to you in accordance with your standing instructions on the settlement date, unless otherwise agreed.

Issued by Australian Investment Exchange Limited ('AUSIEX') ABN 71 076 515 930, AFSL 241400. AUSIEX is a Participant of the ASX Group and Cboe Australia Pty Ltd. Your order may have been executed as multiple market transactions across multiple trade execution venues in accordance with our Best Execution policy. This Confirmation specifies the volume weighted average price for those market transactions.

Brokerage & costs may include advice and/or service fees charged to you by your Adviser (where applicable), refer to your Adviser for further details.

Transaction Summary

CommSec
Adviser Services



SHARES - 2350353 - HIN 54270348

Total Buys and Sells 2019 - 2020 Financial Year

BENLEE HOLDINGS PTY LTD <BENLEE SUPER FUND A/C>

Total Buys (inc. Brokerage + GST)	\$250,320.33
Total Sells (inc. Brokerage + GST)	\$1,803,323.56

ANZ - ANZ BANKING GRP LTD FPO (ORDINARY FULLY PAID)

Date	Type	Quantity	Unit Price	Trade Value	Brokerage+GST	GST	CNote	Total Value
17-Dec-2019	Sell	-1,834	\$25.0400	-\$45,923.36	\$50.51	\$4.59	30667248	-\$45,872.85
17-Dec-2019	Sell	-2,048	\$25.0400	-\$51,281.92	\$56.41	\$5.13	30667239	-\$51,225.51
17-Dec-2019	Sell	-7,466	\$25.0305	-\$186,878.06	\$205.57	\$18.69	30667301	-\$186,672.49
17-Dec-2019	Sell	-567	\$25.0400	-\$14,197.68	\$25.00	\$2.27	30667261	-\$14,172.68
17-Dec-2019	Sell	-1,989	\$25.0443	-\$49,813.21	\$54.79	\$4.98	30667252	-\$49,758.42
				Sub Total	\$392.28	\$35.66		-\$347,701.95

BAP - BAPCOR LIMITED FPO (ORDINARY FULLY PAID)

Date	Type	Quantity	Unit Price	Trade Value	Brokerage+GST	GST	CNote	Total Value
03-Dec-2019	Sell	-8,750	\$6.7810	-\$59,333.67	\$65.26	\$5.93	30536469	-\$59,268.41
				Sub Total	\$65.26	\$5.93		-\$59,268.41

GPU - COMPUTERSHARE LTD FPO (ORDINARY FULLY PAID)

Date	Type	Quantity	Unit Price	Trade Value	Brokerage+GST	GST	CNote	Total Value
03-Dec-2019	Sell	-2,960	\$17.1800	-\$50,852.80	\$55.94	\$5.09	30535244	-\$50,796.86
				Sub Total	\$55.94	\$5.09		-\$50,796.86

IEM - ISHS MSCI EMG MKTETF ETF UNITS (EXCHANGE TRADED FUND UNITS FULLY PAID)

Date	Type	Quantity	Unit Price	Trade Value	Brokerage+GST	GST	CNote	Total Value
03-Dec-2019	Sell	-1,624	\$62.5000	-\$101,500.00	\$111.65	\$10.15	30535551	-\$101,388.35
03-Jul-2019	Buy	1,624	\$61.5800	\$100,005.92	\$110.01	\$10.00	29279057	\$100,115.93
				Sub Total	\$221.66	\$20.15		-\$1,272.42

IOO - ISHS GLOBAL 100 ETF ETF UNITS (EXCHANGE TRADED FUND UNITS FULLY PAID)

Date	Type	Quantity	Unit Price	Trade Value	Brokerage+GST	GST	CNote	Total Value
10-Dec-2019	Sell	-452	\$76.8997	-\$34,758.68	\$38.24	\$3.48	30622251	-\$34,720.44
03-Dec-2019	Sell	-836	\$76.3100	-\$63,795.16	\$70.18	\$6.38	30535295	-\$63,724.98
03-Jul-2019	Buy	2,124	\$70.6400	\$150,039.36	\$165.04	\$15.00	29278546	\$150,204.40
				Sub Total	\$273.46	\$24.86		\$51,758.98

836 = \$9120.00A



INFOCUS SECURITIES AUSTRALIA PTY LTD
AFSL 236523 ABN 47 087 797 049
PO Box 1856

Sunshine Plaza QLD 4558
Telephone 07 5458 9400
Facsimile 07 5443 1995
Email brokerage@infocus.com.au

TAX INVOICE

BUY

CONFIRMATION

Please retain for taxation purposes

BENLEE HOLDINGS PTY LTD <BENLEE SUPER FUND A/C>
C/-INFOCUS MONEY MANAGEMENT
PO BOX 903
CLAREMONT WA 6910

ORDER TAKER: IFMH1

WE HAVE BOUGHT THE FOLLOWING SECURITIES FOR YOU

Reconstructed/Ex
Dividend

COMPANY ISHARES GLOBAL 100 ETF

SECURITY EXCHANGE TRADED FUND UNITS FULLY PAID

100

DATE: 03/07/2019

AS AT DATE: 03/07/2019

CONFIRMATION NO: 29278546

ORDER NO: 4793M-V

ACCOUNT NO: 2350353

UNITS AT PRICE

2,124 70.640000

AVERAGE PRICE: 70.640000

PID 6381 HIN 54270348

ORDER COMPLETED

TOTAL UNITS: 2,124

CONSIDERATION (AUD): \$150,039.36

BROKERAGE & COSTS INCL GST: \$166.04

(may include printed confirmation postal fee)

APPLICATION MONEY: \$0.00

TOTAL COST: \$150,204.40

TOTAL GST: \$15.00

SETTLEMENT DATE: 05/07/2019

PAYMENT METHOD - DIRECT DEBIT OF CLEARED
FUNDS FROM NOMINATED BANK A/C ON
SETTLEMENT DATE.

1. This Confirmation is issued subject to:

(a) Our current Terms and Conditions of Share Trading Account;
(b) The directions, decisions and requirements of the Market Operators, the ASIC Market Integrity Rules, the Market Operating Rules, the Clearing Rules and where relevant, the Settlement Rules, the customs and usages of the Market Operators, and the correction of any errors and/or omissions. Under the Rules of ASIC and the Market Operators, Australian Investment Exchange Limited ("AusIex") is required to act consistently with a fair and orderly market. AusIex or the Market Operators are entitled to cancel a trade without further reference to you as permitted by the current General Conditions of Trade and the Market Operating Rules.

2. All proceeds must be received by 9am AEST on the above settlement date. If you have funds in your Cash Management Account or Trust Account, the amount payable will be directly debited from your account.

Issued by Australian Investment Exchange Limited ("AusIex") ABN 71 076 515 930, AFSL 241400. AusIex is a Participant of the ASX Group and Chi-X Australia.

Your order may have been executed as multiple market transactions across multiple trade execution venues in accordance with our Best Execution policy. This Confirmation specifies the volume weighted average price for those market transactions.

Brokerage & costs may include advice and/or service fees charged to you by your Adviser (where applicable), refer to your Adviser for further details.

Dear Farrell Mosbach,

The following payment initiated by your adviser from your cash account has been completed.

Your adviser's reference number for the payment is: 1136268

From

To

Account name:
BENLEE HOLDINGS PTY LTD ATF
BENLEE SUPERANNUATION
FUND

Account name:
(New payee) CIS ATF ANZ Banking
Group Limited

BSB:
182512
Account number:
000969959766

Biller Code:
381160
Reference number:
161919900020842874

Description:

Description:

287 \$18.90

Amount: \$5,424.3

\$18.90

If any of the details above are incorrect, or you did not authorise this payment request, please contact your adviser or contact our team on the number below as soon as possible.

Need help?

For more information, give us a call on 1800 806 310
Regards
Macquarie Cash Solutions

[Privacy Policy](#) | [Important Information](#)

This information is provided by Macquarie Bank Limited ABN 46 008 583 542 AFSL 237502.



Australia and New Zealand Banking Group Limited
ABN 11 005 357 522

063206 049 ANZ




BENLEE HOLDINGS PTY LTD
<BENLEE SUPER FUND A/C>
C/INFOUS NEDLANDSPO
PO BOX 3358
BROADWAY NEDLANDS WA 6009


Incorporated in Victoria

ASX Code: ANZ

Security class: ORDINARY SHARES

Update your information:

 **Online:**
anz.com/easyupdate

 **By Mail:**
Computershare Investor Services Pty Limited
GPO Box 2975 Melbourne
Victoria 3001 Australia

Enquiries:
(within Australia) 1800 113 399
(international) +61 3 9415 4010

Holder Identification Number (HIN)

HIN WITHHELD

Important: You will need to quote this number and name of issuer for all future dealings in these securities. Keep it safe and confidential.

Tax File Number/ABN: TFN quoted
Page Number: 1 of 1

CHES Allotment Confirmation Notice as at 24 August 2022

**THIS ADVICE CONFIRMS THE ALLOTMENT OF 287
ORDINARY SHARES IN AUSTRALIA AND NEW
ZEALAND BANKING GROUP LIMITED ON 24 AUGUST
2022 TO THE ABOVE NAMED PURSUANT TO THE
RETAIL ENTITLEMENT OFFER.**

IF THE DETAILS ABOVE ARE INCORRECT, PLEASE ADVISE THIS OFFICE IMMEDIATELY



Payment Receipt

I bank with Macquarie

Payment reference	MBL20220811221945631
Description	BPAY TO CIS ATF ANZ BANKING GROUP L
Amount	\$5,424.30
From	Cash Management Account Benlee Holdings Pty Ltd Atf Benlee Superannuation Fund 182-512 000969959766
To	
When	Thursday, 11 August 2022 (Sydney Time)

Ref 127 641408

Telstra Shares

	<u>Date bought</u>	<u>No</u>	<u>COST</u>	
TLS instalment receipts	17/11/2006	15000	30000	
TLS Sent back	12/07/2007	-2500	-5000	
		<u>12500</u>	<u>25000</u>	
converted to shares-\$3.60	11/06/2008	12500	\$ 25,000.00	
Bonus issue	10/06/2008	500	\$ -	
		<u>13000</u>	<u>\$ 25,000.00</u>	
Purchased	26/05/2008	3333	\$ 16,119.90	
Purchased	11/05/2009	1563	\$ 5,012.60	
		<u>17896</u>	<u>\$ 46,132.50</u>	
Purchased-\$3.37	27/08/2009	14793	\$ 49,852.41	
		<u>32689</u>	<u>\$ 95,984.91</u>	
Purchased	24/08/2010	48330	\$ 135,149.50	
Trf from Asgaard	30/06/2011	12497	\$ 45,042.00	
		<u>93516</u>	<u>\$ 276,176.41</u>	\$2,195
Purchased	30/06/2014	25238	\$ 132,645.25	Sold 2020
Purchased	30/06/2014	25236	\$ 132,634.74	Sold 2020
At 30/6/2015		<u>143990</u>	<u>\$ 541,456.40</u>	3,76
Purchased-\$5.35	23/07/2015	13010	\$ 83,095.10	Sold 2020
Purchased-\$5.93	24/08/2015	8000	\$ 47,532.23	Sold 2020
Purchased-\$5.80	25/08/2015	10000	\$ 58,063.80	Sold 2020
At 30/6/16		<u>175000</u>	<u>730,117.53</u>	\$4,117
Purchase	21/10/2016	15000	\$ 75,758.25	Sold 2020
Purchase	23/06/2017	12600	\$ 55,122.57	✓
At 30/6/17		<u>202600</u>	<u>861,028.35</u>	\$4,25
Purchased-\$3.6375	2/02/2018	17400	\$ 63,369.14	✓
at 30/6/2018 & 2019		<u>220000</u>	<u>\$ 924,397.49</u>	Ave Cost= \$4.2018 \$4.24
Sold- \$3.59	22/11/2019	-15000	-\$ 75,758.25	
Sold- \$3.59	22/11/2019	-13010	-\$ 83,095.10	
Sold- \$3.59	22/11/2019	-8000	-\$ 47,532.23	
Sold- \$3.59	22/11/2019	-25238	-\$ 132,540.00	
Sold- \$3.59	22/11/2019	-25236	-\$ 132,741.00	
Sold- \$3.59	22/11/2019	-10000	-\$ 58,063.80	\$3,80
at 30/6/20, 2021, 2022		<u>123516</u>	<u>\$ 394,667.11</u>	

Benlee Super Fund

Change in Movement Worksheet - 2022

Listed Shares	2023	Purchases	Sales	2022	Change
ANZ Banking Group	\$ 108,662.93	\$ 5,424.30	\$ -	\$ 94,640.88	\$ 8,597.75
ISHS Global 100 ETF	\$ -	\$ -	-\$ 59,120.00	\$ 78,767.92	-\$ 19,647.92
Telstra Corporation	\$ 531,118.80	\$ -	\$ -	\$ 475,536.60	\$ 55,582.20
Westpac Banking Corp	\$ 384,120.00	\$ -	\$ -	\$ 351,000.00	\$ 33,120.00
Woodside Petroleum	\$ 90,508.32	\$ -	\$ -	\$ 83,675.52	\$ 6,832.80
	<u>\$ 1,114,410.05</u>	<u>\$ 5,424.30</u>	<u>-\$ 59,120.00</u>	<u>\$ 1,083,620.92</u>	<u>\$ 84,484.83</u>

Benlee Super Fund

Interest Summary 2023

	CBA #3364	Macquarie
1/07/2022	\$ -	\$ 19.96
1/08/2022	\$ -	\$ 40.69
1/09/2022	\$ -	\$ 55.95
1/10/2022	\$ -	\$ 86.87
1/11/2022	\$ -	\$ 98.55
1/12/2022	\$ -	\$ 123.76
1/01/2023	\$ -	\$ 156.65
1/02/2023	\$ -	\$ 139.23
1/03/2023	\$ -	\$ 179.13
1/04/2023	\$ -	\$ 158.48
1/05/2023	\$ -	\$ 196.95
1/06/2023	\$ -	\$ 199.72
	<u>\$ -</u>	<u>\$ 1,455.94</u>
 Grand Total	 <u><u>\$ 1,455.94</u></u>	

Benlee Super Fund 2023															
Distribution Received															
Investment	Code	NPP	Franking Credit	Foreign Income	Foreign tax Credit	TFN Withheld	Discounted CG	CGT Concession	Gross Up Discounted CG	Other Gain	Tax Deferred / Return of Capital	Tax Exempt	Net Cash Distribution	Gross Up Distribution	Ref
Shares Global 100 ETF	100														
Distribution		\$ 0.01	\$ -	\$ 517.71	\$ 91.64	\$ -	\$ -	\$ -	\$ -	\$ -	\$ -	\$ -	\$ 517.72	\$ 609.36	0-1/1
Total		\$ 0.01	\$ -	\$ 517.71	\$ 91.64	\$ -	\$ -	\$ -	\$ -	\$ -	\$ -	\$ -	\$ 517.72	\$ 609.36	
		\$ 0.01		\$	\$ 91.64				\$		Distribution on OP		\$ 517.72		
											Difference with cash		\$ -		
											2023 Distribution Receivable		\$ -		
													\$ -		

022752 000 100



BENLEE HOLDINGS PTY LTD
<BENLEE SUPER FUND A/C>
C/INFOUS NEDLANDSPO
PO BOX 3358
BROADWAY NEDLANDS WA 6009

TFN/ABN Status: Quoted

Holder Identification Number (HIN)

HIN WITHHELD

ATTRIBUTION MANAGED INVESTMENT TRUST MEMBER ANNUAL TAX STATEMENT FOR YEAR ENDED 30 JUNE 2023

The following tax return items are valid for Australian resident individual unitholders only.

PART A – SUMMARY OF 2023 TAX RETURN (SUPPLEMENTARY SECTION) ITEMS		
Item	Tax Return Label	Tax Attribution Amount
Share of non-primary production income	13U	\$0.01 ✓
Franked distributions from trusts	13C	\$0.00
Share of franking credits from franked dividends	13Q	\$0.00
Share of credit for TFN amounts withheld	13R	\$0.00
Share of credit for foreign resident withholding amounts	13A	\$0.00
Net capital gain	18A	\$0.00
Total current year capital gains	18H	\$0.00
Assessable foreign source income	20E	\$609.35 ✓
Other net foreign source income	20M	\$609.35 ✓
Foreign income tax offset	20O	\$91.64 ✓

PART B – COMPONENTS OF DISTRIBUTION			
Item	Cash Distribution	Tax Paid/Offsets	Tax Attribution
Australian income			
Unfranked distributions			\$0.00
Unfranked CFI distributions			\$0.00
Interest (subject to non resident WHT)			\$0.01
Interest (not subject to non resident WHT)			\$0.00
Other income - clean building MIT income			\$0.00
Other income - excluded from NCMI			\$0.00
Other income - NCMI			\$0.00
Other income			\$0.00
Non primary production income			\$0.01 ^
Franked distributions		\$0.00	\$0.00
Capital gains			
Discounted capital gains TAP - clean building MIT income			\$0.00
Discounted capital gains TAP - excluded from NCMI			\$0.00
Discounted capital gains TAP - NCMI			\$0.00
Discounted capital gains TAP			\$0.00
Discounted capital gains NTAP			\$0.00
Capital gains – other method TAP - clean building MIT income			\$0.00
Capital gains – other method TAP - excluded from NCMI			\$0.00
Capital gains – other method TAP - NCMI			\$0.00
Capital gains – other method TAP			\$0.00
Capital gains – other method NTAP			\$0.00
Net capital gain			\$0.00
AMIT CGT gross up amount			\$0.00
Total current year capital gains			\$0.00
Foreign income			
Assessable foreign source income		\$91.64 ^	\$609.35 ^
Other non-assessable amounts			
Non-assessable non-exempt amount			\$0.00
Gross amount	\$517.72 ^		\$609.36 ^
AMIT cost base net amount - excess (reduce cost base)			\$0.00
AMIT cost base net amount - shortfall (increase cost base)			\$0.00
Less TFN amounts withheld	\$0.00		
Less non-resident withholding tax			
- Interest / dividend amounts withheld	\$0.00		
- Fund payment amounts withheld	\$0.00		
Net cash distribution	\$517.72 ^		

To assist you in completing your tax return, you may refer to the iShares tax booklet available here:

<https://www.blackrock.com/au/individual/literature/tax-information/australian-tax-booklet-for-australian-domiciled-ishares-etfs-en-au.pdf>



by BlackRock

Manage your holdings



www.investorcentre.com/au



Computershare Investor Services Pty Limited
GPO Box 2975 Melbourne
Victoria 3001 Australia

Enquiries:



(within Australia) 1300 474 273
(outside Australia) +61 3 9415 4695

010326 000 100



BENLEE HOLDINGS PTY LTD
<BENLEE SUPER FUND A/C>
C/-INFOUS NEDLANDSPO
PO BOX 3358
BROADWAY NEDLANDS WA 6009

Holder Identification Number (HIN)

HIN WITHHELD

Record Date: 22 December 2022
Payment Date: 5 January 2023

iShares Distribution
Distribution Payment

ASX	Fund Name	Cash per Security (\$)	Units	Gross Cash Amount (\$)	Tax Withheld Amount (\$)	Net Cash Amount (\$)
I00	iShares Global 100 ETF	0.61927851	836	517.72	0.00	517.72
			Total	517.72	0.00	517.72

Your Payment Instruction:

MACQUARIE BANK LTD	BSB: 182-512	ACC: XXXXXX66
--------------------	--------------	---------------

Amount Deposited: **AUD\$517.72**

If payment cannot be made to the above account, the distribution amount will be held as a non-interest bearing deposit pending receipt of your valid direct credit instructions. Register your instructions at www.investorcentre.com/au or call Computershare on 1300 474 273.

Note 1: You should refer to the iShares tax booklet for Australian domiciled iShares ETFs at www.blackrock.com/au for more tax related information. Please retain this statement in a safe place as a charge may be levied for a replacement.

Note 2: If you require a payment to be re-issued, you may be charged an administrative fee which will be deducted from your payment. Fees are applicable to certain types of payments valued at over \$100 AU.

IT'S TIME TO THINK SUSTAINABLY.
Expect more from iShares ESG ETFs. Turn over to learn more.



Benlee Super Fund 2023													
Dividend Schedule													
Investment	Code	Date	Quantity	Franked	Unfranked	Franking Credits	TFN Withheld	Net Cash Distribution	Total Gross Up	Ref	Franked	Unfranked	Franking Credits
ANZ Banking Group	ANZ	1/07/2022	4296	\$ 3,093.12	\$ -	\$ 1,325.62	\$ -	\$ 3,093.12	\$ 4,418.74	O-2/2	\$ 3,007.20	\$ -	\$ 1,288.80
		15/12/2022	4583	\$ 3,391.42	\$ -	\$ 1,453.47	\$ -	\$ 3,391.42	\$ 4,844.89	O-2/3	\$ 3,093.12	\$ -	\$ 1,325.62
Telstra Corp	TLD	21/09/2022	123516	\$ 10,498.86	\$ -	\$ 4,499.51	\$ -	\$ 10,498.86	\$ 14,998.37	O-2/4	\$ 9,881.28	\$ -	\$ 4,234.83
		31/03/2023	123516	\$ 10,498.86	\$ -	\$ 4,499.51	\$ -	\$ 10,498.86	\$ 14,998.37	O-2/5	\$ 9,881.28	\$ -	\$ 4,234.83
Westpac Banking Corp	WBC	20/12/2022	18000	\$ 11,520.00	\$ -	\$ 4,937.14	\$ -	\$ 11,520.00	\$ 16,457.14	O-2/6	\$ 10,800.00	\$ -	\$ 4,628.57
		27/06/2023	18000	\$ 12,600.00	\$ -	\$ 5,400.00	\$ -	\$ 12,600.00	\$ 18,000.00	O-2/7	\$ 10,980.00	\$ -	\$ 4,705.71
Woodside Petroleum	WPL	6/10/2022	2628	\$ 4,203.57	\$ -	\$ 1,801.53	\$ -	\$ 4,203.57	\$ 6,005.10	O-2/8	\$ 1,078.38	\$ -	\$ 462.16
		5/04/2023	2628	\$ 5,661.76	\$ -	\$ 2,426.47	\$ -	\$ 5,661.76	\$ 8,088.23	O-2/9	\$ 3,841.04	\$ -	\$ 1,646.16
				\$ 61,467.59	\$ -	\$ 26,343.25	\$ -	\$ 61,467.59	\$ 87,810.84		\$ 52,562.30	\$ -	\$ 22,526.68

Interest & Estimated Dividend Summary

AUSIEX

1 JULY 2022 - 30 JUNE 2023

SHARES - 2350353 - HIN 54270348

BENLEE HOLDINGS PTY LTD <BENLEE SUPER FUND A/C>

ESTIMATED DIVIDEND SUMMARY

ANZ - ANZ GROUP HOLDINGS FPO (ORDINARY FULLY PAID)

Ex-div date	Payment Date	Type	Dividend per share	Units	Est. Unfranked Amount	Est. Franked Amount	Est. Total Dividend	Est. Franking Credit
07-Nov-2022	15-Dec-2022	Final	\$0.7400	4,583	\$0.00	\$3,391.42	\$3,391.42	\$1,453.47
09-May-2022	01-Jul-2022	Interim	\$0.7200	4,296	\$0.00	\$3,093.12	\$3,093.12	\$1,325.62
Sub Total					\$0.00	\$6,484.54	\$6,484.54	\$2,779.09

Trust Distr

IOO - ISHS GLOBAL 100 ETF ETF UNITS (ISHARES GLOBAL 100 ETF)

Ex-div date	Payment Date	Type	Dividend per share	Units	Est. Unfranked Amount	Est. Franked Amount	Est. Total Dividend	Est. Franking Credit
21-Dec-2022	05-Jan-2023	Interim	\$0.6193	836	\$517.72	\$0.00	\$517.72	\$0.00
01-Jul-2022	13-Jul-2022	Final	\$1.3154	1,672	\$2,199.29	\$0.00	\$2,199.29	\$0.00
Sub Total					\$2,717.01	\$0.00	\$2,717.01	\$0.00

TLS - TELSTRA GROUP FPO (ORDINARY FULLY PAID)

Ex-div date	Payment Date	Type	Dividend per share	Units	Est. Unfranked Amount	Est. Franked Amount	Est. Total Dividend	Est. Franking Credit
01-Mar-2023	31-Mar-2023	Interim	\$0.0850	123,516	\$0.00	\$10,498.86	\$10,498.86	\$4,499.51
24-Aug-2022	21-Sep-2022	Final	\$0.0850	123,516	\$0.00	\$10,498.86	\$10,498.86	\$4,499.51
Sub Total					\$0.00	\$20,997.72	\$20,997.72	\$8,999.02

WBC - WESTPAC BANKING CORP FPO (ORDINARY FULLY PAID)

Ex-div date	Payment Date	Type	Dividend per share	Units	Est. Unfranked Amount	Est. Franked Amount	Est. Total Dividend	Est. Franking Credit
11-May-2023	27-Jun-2023	Interim	\$0.7000	18,000	\$0.00	\$12,600.00	\$12,600.00	\$5,400.00
17-Nov-2022	20-Dec-2022	Final	\$0.6400	18,000	\$0.00	\$11,520.00	\$11,520.00	\$4,937.14
Sub Total					\$0.00	\$24,120.00	\$24,120.00	\$10,337.14

WDS - WOODSIDE ENERGY FPO (ORDINARY FULLY PAID)

Ex-div date	Payment Date	Type	Dividend per share	Units	Est. Unfranked Amount	Est. Franked Amount	Est. Total Dividend	Est. Franking Credit
08-Mar-2023	05-Apr-2023	Final	\$2.1544	2,628	\$0.00	\$5,661.76	\$5,661.76	\$2,426.47
08-Sep-2022	06-Oct-2022	Interim	\$1.5995	2,628	\$0.00	\$4,203.56	\$4,203.56	\$1,801.53
Sub Total					\$0.00	\$9,865.32	\$9,865.32	\$4,228.00
TOTAL					\$2,717.01	\$61,467.58	\$64,184.59	\$26,343.25

ESTIMATED INTEREST RECEIVED



161651 049 ANZ



BENLEE HOLDINGS PTY LTD
<BENLEE SUPER FUND A/C>
C/-INFOUS NEDLANDSPO
PO BOX 3358
BROADWAY NEDLANDS WA 6009

NEED ASSISTANCE?

anz.com/shareholder/centre
anzshareregistry@computershare.com.au

Computershare Investor Services Pty Limited
GPO Box 2975 Melbourne
Victoria 3001 Australia

1800 113 399 (within Australia)
0800 174 007 (within New Zealand)
+61 3 9415 4010 (outside Australia)

Holder Identification Number (HIN)

HIN WITHHELD

Share Class Ordinary
Record Date 10 May 2022
Payment Date 1 July 2022
TFN/ABN Quoted

Payment in Australian dollars

DIVIDEND ADVICE

The details of your Interim Dividend of A\$0.72 per share for the half year ended 31 March 2022 are set out below.

NUMBER OF SHARES	FRANKED AMOUNT	UNFRANKED AMOUNT	NET AMOUNT	FRANKING CREDIT
4,296	A\$3,093.12	A\$0.00	A\$3,093.12	A\$1,325.62


The dividend is 100% franked at the Australian company tax rate of 30%. A NZ Imputation Credit of **NZ\$386.64** has been attached to the above dividend. For NZ taxpayers, your NZ gross income will include the aggregate of the Net Amount and the NZ Imputation Credit which should be included in your income tax return. Shareholders should obtain their own professional advice on the tax implications of the dividend and retain this document to assist in tax return preparation.

PAYMENT INSTRUCTIONS

MACQUARIE BANK LTD

BSB: XXX-XXX
 Account number: XXXXXX66
 Payment reference: 603139
PAYMENT AMOUNT: A\$3,093.12

If payment cannot be made to the above account, you will be notified and your entitlement will be held pending receipt of updated direct credit instructions.



UPCOMING EVENTS

27 October 2022
Full Year Results announced



NEED ASSISTANCE?

anz.com/shareholder/centre
anzshareregistry@computershare.com.au

Computershare Investor Services Pty Limited
GPO Box 2975 Melbourne
Victoria 3001 Australia

1800 113 399 (within Australia)
0800 174 007 (within New Zealand)
+61 3 9415 4010 (outside Australia)

138324 000 ANZ



BENLEE HOLDINGS PTY LTD
<BENLEE SUPER FUND A/C>
C/-INFOUS NEDLANDSPO
PO BOX 3358
BROADWAY NEDLANDS WA 6009

Holder Identification Number (HIN)

HIN WITHHELD

Share Class Ordinary
Record Date 8 November 2022
Payment Date 15 December 2022
TFN/ABN Quoted

Payment in Australian dollars

DIVIDEND ADVICE

The details of your Final Dividend of A\$0.74 per share for the year ended 30 September 2022 are set out below.

NUMBER OF SHARES	FRANKED AMOUNT	UNFRANKED AMOUNT	NET AMOUNT	FRANKING CREDIT
4,583	A\$3,391.42	A\$0.00	A\$3,391.42	A\$1,453.47

The dividend is 100% franked at the Australian company tax rate of 30%. A NZ Imputation Credit of **NZ\$412.47** has been attached to the above dividend. For NZ taxpayers, your NZ gross income will include the aggregate of the Net Amount and the NZ Imputation Credit which should be included in your income tax return.

Shareholders should obtain their own professional advice on the tax implications of the dividend and retain this document to assist in tax return preparation.

PAYMENT INSTRUCTIONS

MACQUARIE BANK LTD

BSB: XXX-XXX
 Account number: XXXXXXX66
 Payment reference: 602372

PAYMENT AMOUNT: A\$3,391.42


If payment cannot be made to the above account, you will be notified and your entitlement will be held pending receipt of updated direct credit instructions.



To update your shareholder information in a fast, secure and environmentally friendly way visit anz.com/easyupdate.



Payment Advice



TELSTRA CORPORATION LIMITED
ABN: 33 051 775 556

BENLEE HOLDINGS PTY LTD <BENLEE SUPER FUND A/C>
C/-INFOUS NEDLANDSPO
PO BOX 3358
BROADWAY NEDLANDS WA
6009

All Registry communications to:
TELSTRA CORPORATION LIMITED
PO Box A942 SYDNEY SOUTH NSW 1234
Telephone: 1300 88 66 77
ASX Code: TLS
Email: telstra@linkmarketservices.com.au
Website: www.linkmarketservices.com.au

DIVIDEND STATEMENT

Reference No.: X*****0348
Payment Date: 21 September 2022
Record Date: 25 August 2022

Security Description	Dividend Rate per Share	Participating Shares	Unfranked Amount	Franked Amount	Total Payment	Franking Credit
TLS - FULLY PAID ORDINARY SHARES	\$0.085	123,516	\$0.00	\$10,498.86	\$10,498.86	\$4,499.51
		Less Withholding Tax			\$0.00	
		Net Amount			AUD 10,498.86	
		Represented By:				
		Direct Credit amount			AUD 10,498.86	

BANKING INSTRUCTIONS

The amount of AUD 10,498.86 was deposited to the bank account detailed below:

MACQUARIE BANK

BENLEE HOLDINGS PTY LTD <BENLEE
BSB: 182-512 ACC: *****9766

DIRECT CREDIT REFERENCE NO.: 1282268390

FRANKING INFORMATION

Franked Rate per Share	\$0.085
Franking Percentage	100%
Company Tax Rate	30%

The final dividend for the period ended 30 June 2022 is comprised of a final ordinary dividend of 7.5 cents per share and a final special dividend of 1 cent per share, both fully franked at the company tax rate of 30%.

Any fractional entitlement on your total dividend amount has been rounded down to the nearest whole cent.

The total amount together with the franking credit (if any) should be disclosed as assessable income in your Australian tax return.

Note: You may require this statement for taxation purposes. All investors should seek independent advice relevant to their own particular circumstances.

Please ensure your details are current by viewing and updating via the online service centre.



049 164677

BENLEE HOLDINGS PTY LTD
 <BENLEE SUPER FUND A/C>
 C/-INFOUS NEDLANDSPO
 PO BOX 3358
 BROADWAY NEDLANDS WA 6009

Key details

Payment date: 20 December 2022
Record date: 18 November 2022
SRN/HIN: X*****0348
TFN/ABN status: RECEIVED AND RECORDED

Final dividend statement for the six months ended 30 September 2022

This dividend is 100% franked with Australian franking credits at the company tax rate of 30%.

Description	Participating holding	Dividend rate per share*	Unfranked amount	Franked amount	Total amount	Franking credit
Ordinary shares	18,000	64 cents	\$0.00	\$11,520.00	\$11,520.00	\$4,937.14
Net dividend amount					\$11,520.00	
***New Zealand Imputation Credit (NZIC)						NZD1,440.00

* The final dividend of 64 cents per share takes into consideration the cost of the Bank Levy which was equivalent to 7 cents per share over 2022.
 All amounts are in Australian dollars unless otherwise stated.

*** Only relevant for New Zealand taxpayers.

PAYMENT INSTRUCTIONS

MACQUARIE BANK

BSB: 182-512

ACC: *****9766

ACCOUNT NAME: BENLEE HOLDINGS PTY LTD <BENLEE

PAYMENT REFERENCE NUMBER: 001286578747

A payment has been made to the above account. If this account is not valid please turn over for instructions to update your details.

Please keep this statement for your tax records.
 It can also be accessed online in Link's Investor Centre, see over for login instructions.



Westpac Banking Corporation
ABN 33 007 457 141
westpac.com.au

All registry communications to:
Link Market Services Limited
Locked Bag A6015, Sydney South NSW 1235
Telephone (free in Australia): +61 1800 804 255
ASX Code: WBC
Email: westpac@linkmarketservices.com.au
Website: linkmarketservices.com.au



049 244303

BENLEE HOLDINGS PTY LTD
<BENLEE SUPER FUND A/C>
C-/INFOUS NEDLANDSPO
PO BOX 3358
BROADWAY NEDLANDS WA 6009

Key details

Payment date: 27 June 2023
Record date: 12 May 2023
SRN/HIN: X*****0348
TFN/ABN status: RECEIVED AND RECORDED

Interim dividend statement for the six months ended 31 March 2023

This dividend is 100% franked with Australian franking credits at the company tax rate of 30%.

Description	Participating holding	Dividend rate per share [#]	Unfranked amount	Franked amount	Total amount	Franking credit
Ordinary shares	18,000	70 cents	\$0.00	\$12,600.00	\$12,600.00	\$5,400.00
Net dividend amount					\$12,600.00	
***New Zealand Imputation Credit (NZIC)						NZD1,260.00

[#] The interim dividend of 70 cents per share takes into consideration the cost of the Bank Levy which was equivalent to 3 cents per share over 2023. All amounts are in Australian dollars unless otherwise stated.


*** Only relevant for New Zealand taxpayers.

PAYMENT INSTRUCTIONS

MACQUARIE BANK
BSB: 182-512
ACC: ****9766
ACCOUNT NAME: BENLEE HOLDINGS PTY LTD <BENLEE
PAYMENT REFERENCE NUMBER: 001296483401

A payment has been made to the above account. If this account is not valid please turn over for instructions to update your details.

Please keep this statement for your tax records.
It can also be accessed online in Link's Investor Centre, see over for login instructions.



┌ 244691 049 WDS



BENLEE HOLDINGS PTY LTD
 <BENLEE SUPER FUND A/C>
 C/-INFOUS NEDLANDSPO
 PO BOX 3358
 BROADWAY NEDLANDS WA 6009

Update Your Information:

www.investorcentre.com/wds



Computershare Investor Services Pty Limited
 GPO Box 2975 Melbourne
 Victoria 3001 Australia



1300 558 507 (within Australia)
 +61 3 9415 4632 (outside Australia)



Holder Identification Number (HIN)

HIN WITHHELD

ASX Code	WDS
TFN/ABN Status	Quoted
Record Date	9 September 2022
Payment Date	6 October 2022
Direct Credit Reference No.	820128

DIVIDEND STATEMENT

The statement below represents your interim dividend for the half year ended 30 June 2022. This dividend is paid at the rate of US\$1.09 (equivalent to A\$1.59953041) per share on your holding of fully paid ordinary shares, registered in your name and eligible as at the record date 9 September 2022.

This dividend is fully franked (100%) at the tax rate of 30%.

Class Description	Amount per Security	Number of Securities	Franked Amount	Unfranked Amount	Total Payment
Ordinary Shares	A\$1.59953041	2,628	A\$4,203.57	A\$0.00	A\$4,203.57
Net Payment					A\$4,203.57
Australian Franking Credit					A\$1,801.53

PLEASE CONSIDER RECEIVING ONLINE SHAREHOLDER COMMUNICATIONS

Shareholders who receive online communications enjoy the benefits of quick and convenient communications including notifications of company results. Online communications help reduce the significant costs of paper and postage. See reverse for how to update your communication preferences.

Important Notes:


1. You should retain this statement to assist you in preparing your tax return.
2. If you require a replacement payment for any of your dividend payments, you may be charged a fee to cover the costs to reissue such payments.

YOUR PAYMENT INSTRUCTION

MACQUARIE BANK LTD
 BSB: 182-512 Account number: XXXXXX66

Amount Deposited
A\$4,203.57

If payment cannot be made to the above account, the dividend amount will be withheld pending receipt of your valid direct credit instructions.



225867 000 WDS



BENLEE HOLDINGS PTY LTD
 <BENLEE SUPER FUND A/C>
 C/-INFOUS NEDLANDSPO
 PO BOX 3358
 BROADWAY NEDLANDS WA 6009

Update Your Information:

www.investorcentre.com/wds



Computershare Investor Services Pty Limited
 GPO Box 2975 Melbourne
 Victoria 3001 Australia



1300 558 507 (within Australia)
 +61 3 9415 4632 (outside Australia)



Holder Identification Number (HIN)

HIN WITHHELD

ASX Code	WDS
TFN/ABN Status	Quoted
Record Date	9 March 2023
Payment Date	5 April 2023
Direct Credit Reference No.	836660

DIVIDEND STATEMENT

The statement below represents your final dividend for the full year ended 31 December 2022. This dividend is paid at the rate of US\$1.44 (equivalent to A\$2.15439856) per share on your holding of fully paid ordinary shares, registered in your name and eligible as at the record date 9 March 2023.

This dividend is fully franked (100%) at the tax rate of 30%.

Class Description	Amount per Security	Number of Securities	Franked Amount	Unfranked Amount	Total Payment
Ordinary Shares	A\$2.15439856	2,628	A\$5,661.76	A\$0.00	A\$5,661.76
			Net Payment		A\$5,661.76
			Australian Franking Credit		A\$2,426.47

VIEW OR UPDATE YOUR SECURITY HOLDING DETAILS ONLINE

To view your security holding details please visit www.investorcentre.com/wds. When in Investor Centre, log in using your SRN/HIN and postcode (if within Australia) or country (if outside Australia). For security purposes, if you wish to update your information you will be required to login as an existing user with your User ID and password or register as a new user and create a User ID and password.

Important Notes:

- You should retain this statement to assist you in preparing your tax return.
- If you require a replacement payment for any of your dividend payments, you may be charged a fee to cover the costs to reissue such payments.

YOUR PAYMENT INSTRUCTION

MACQUARIE BANK LTD
 BSB: 182-512 Account number: XXXXXX66

Amount Deposited
A\$5,661.76

If payment cannot be made to the above account, the dividend amount will be withheld pending receipt of your valid direct credit instructions.

D. BAKER & ASSOCIATES PTY LTD

Chartered Accountants

A.B.N. 96 099 535 065
PO BOX 310
MIDLAND, WA 6936
Unit 1, 4 Farrall Road, Midvale, WA
Phone (08) 9274 6637

BENLEE HOLDINGS PTY LTD
PO Box 310
MIDLAND DC WA 6936

Statement

Ref: MEY02A
As at 30 June, 2023

Date	Description	Debit	Credit
19/10/2022	Invoice 030165 Issued	298.00	
21/10/2022	Receipt 031501 Applied Against Invoice 030165		298.00

120+ Days 0.00	90 Days 0.00	60 Days 0.00	30 Days 0.00	Current 0.00	Amount Due:
--------------------------	------------------------	------------------------	------------------------	------------------------	--------------------

Terms: Seven Days From Date Of Invoice

Please detach the portion below and forward with your payment

Remittance Advice

BENLEE HOLDINGS PTY LTD
ALL CREDIT CARD PAYMENTS attract a 1.25% charge

Ref: MEY02A
As at 30 June, 2023

Cheque Mastercard Visa

Amount Due:

Card Number

Cardholder Signature Expiry Date

PAYMENT CAN BE MADE DIRECTLY TO OUR BANK
BSB 06 6115 Account 1038 7658 D.Baker & Associates Pty Ltd

SUPER AUDITS

TAX INVOICE

Supplier: Super Audits

Auditor: A.W. Boys
SMSF Auditor Number (SAN) 100014140
Registered Company Auditor (67793)

Address: Box 3376
Rundle Mall 5000

ABN: 20 461 503 652

Services: Auditing

Date: 24 March 2023

Recipient: Benlee Super Fund

Address: C/- PO Box 310, MIDLAND WA 6936

Description of Services

Statutory audit of the Benlee Super Fund for the financial year ending 30 June 2022.

Fee: \$350.00

GST: \$35.00

Total: \$385.00

Payment can be made with a cheque payable to Super Audits postal address being Box 3376 Rundle Mall 5000 or alternatively an EFT can be made BSB 015-056 Account No. 387392386.



Inquires 1300 300 630

Issue date 11 Oct 22

Company Statement

Extract of particulars - s346A(1) Corporations Act 2001

CORPORATE KEY: 76160448

Check this statement carefully

You are legally obligated to ensure that all your company details listed on this company statement are complete and correct. This is required under s346C (1) and/or s346B and s346C (2) of the *Corporations Act 2001*.

You must check this statement carefully and inform ASIC of any changes or corrections immediately. Do not return this statement. You must notify ASIC within 28 days after the date of change, and within 28 days after the date of issue of your annual company statement. Late lodgement of changes will result in late fees. These requirements do not apply to the Additional company information.

ACN 094 727 947
FOR BENLEE HOLDINGS PTY LTD

REVIEW DATE: 11 October 22

You must notify ASIC of any changes to company details — Do not return this statement



To make changes to company details or amend incorrect information

- go to www.asic.gov.au/changes
- log in to our online services and make the required updates
- first time users will need to use the corporate key provided on this company statement



Phone if you've already notified ASIC of changes but they are not shown correctly in this statement.
Ph: 1300 300 630



Use your agent.

Company Statement

These are the current company details held by ASIC. You must check this statement carefully and inform ASIC of any changes or corrections immediately. Late fees apply. Do not return this statement.

1 Registered office
D BAKER & ASSOCIATES PTY LTD UNIT 1 4-10 FARRELL ROAD MIDVALE WA 6056

2 Principal place of business
UNIT 1 4-10 FARRELL ROAD MIDVALE WA 6056

3 Officeholders

Name: RENE TUCH
Born: PORT ELIZABETH SOUTH AFRICA
Date of birth: 14/10/1956
Address: 17 COSSINGTON COURT DIANELLA WA 6059
Office(s) held: DIRECTOR, APPOINTED 24/03/2015

Name: DENISE MOSBACH
Born: PORT ELIZABETH SOUTH AFRICA
Date of birth: 19/02/1959
Address: 16 COSSINGTON COURT DIANELLA WA 6059
Office(s) held: DIRECTOR, APPOINTED 24/03/2015; SECRETARY, APPOINTED 15/10/2019

4 Company share structure

Share class	Shares description	Number issued	Total amount paid on these shares	Total amount unpaid on these shares
ORD	ORDINARY	20	\$20.00	\$0.00

5 Members

These details continue on the next page

BENLEE HOLDINGS PTY LTD ACN 094 727 947

Page 1 of 2

Company statement continued

Name: RENE TUCH
Address: 17 COSSINGTON COURT DIANELLA WA 6059

Share Class	Total number held	Fully paid	Beneficially held
ORD	10	Yes	Yes

Name: MOSBACH DENISE
Address: 16 COSSINGTON COURT DIANELLA WA 6059

Share Class	Total number held	Fully paid	Beneficially held
ORD	10	Yes	Yes

You must notify ASIC within 28 days of the date of change, and within 28 days of the issue date of the annual company statement. Late lodgement of changes will result in late fees.

End of company statement

This concludes the information to which the company must respond (if incorrect) under s346C of the *Corporations Act 2001*.

Additional company information

This information is optional under the *Corporations Act 2001*. Late lodgement fees or late review fees do not apply to this information. To add, remove or change a contact address, see www.asic.gov.au/addresses.

6 **Contact address for ASIC use only**
Registered agent name: D. BAKER & ASSOCIATES PTY LTD
Registered agent number: 21621
Address: PO BOX 310 MIDLAND DC WA 6936



X