
Workpapers - 2022 Financial Year

Holmes Investments Super Fund

Preparer: Desiree Yutuc

Reviewer: Steven Lee

Printed: 24 April 2023

Lead Schedule

2022 Financial Year

Code	Workpaper	CY Balance	LY Balance	Change	Status
23800	Distributions Received	(\$2,441.10)	(\$1,562.73)	56.21%	Completed
23900	Dividends Received	(\$1,893.24)	(\$1,672.77)	13.18%	Completed
24200	Contributions	(\$12,091.15)	(\$7,467.58)	61.92%	Completed
24700	Changes in Market Values of Investments	\$15,335.05	(\$17,402.99)	(188.12)%	Completed
25000	Interest Received	(\$25.24)	(\$51.83)	(51.3)%	Completed
30100	Accountancy Fees	\$725.00	\$795.00	(8.81)%	Completed
30400	ATO Supervisory Levy	\$259.00	\$259.00	0%	Completed
30700	Auditor's Remuneration	\$550.00	\$450.00	22.22%	Completed
30800	ASIC Fees	\$56.00	\$55.00	1.82%	Completed
39000	Life Insurance Premiums	\$4,064.76	\$3,574.84	13.7%	Completed
48500	Income Tax Expense	(\$696.04)	\$1,186.61	(158.66)%	Completed
49000	Profit/Loss Allocation Account	(\$3,843.04)	\$21,837.45	(117.6)%	Completed
50000	Members	(\$132,499.50)	(\$136,342.54)	(2.82)%	Completed
60400	Bank Accounts	\$22,948.87	\$23,538.08	(2.5)%	Completed
61800	Distributions Receivable	\$786.29	\$427.45	83.95%	Completed
77600	Shares in Listed Companies (Australian)	\$77,461.13	\$79,720.18	(2.83)%	Completed
78200	Units in Listed Unit Trusts (Australian)	\$31,676.10	\$34,338.44	(7.75)%	Completed

Code	Workpaper	CY Balance	LY Balance	Change	Status
85000	Income Tax Payable /Refundable	(\$623.42)	(\$117.68)	429.76%	Completed
88000	Sundry Creditors		(\$495.00)	100%	Completed
89000	Deferred Tax Liability/Asset	\$250.53	(\$1,068.93)	(123.44)%	Completed
A	Financial Statements				Completed
B	Permanent Documents				Completed
C	Other Documents				Completed
D	Pension Documentation				Completed
E	Estate Planning				Completed

23800 - Distributions Received

2022 Financial Year

Preparer Desiree Yutuc

Reviewer Steven Lee

Status Completed

Account Code	Description	CY Balance	LY Balance	Change
ADI.AX	Apn Industria Reit	(\$127.85)	(\$499.20)	(74.39)%
AFI.AX	Australian Foundation Investment Company Limited	(\$246.26)	(\$238.12)	3.42%
DXI.AX1	Dexus Industria Reit.	(\$388.34)		100%
HPI.AX	Hotel Property Investments	(\$424.48)	(\$376.38)	12.78%
VAS.AX	Vanguard Australian Shares Index Etf	(\$1,254.17)	(\$449.03)	179.31%
TOTAL		CY Balance	LY Balance	
		(\$2,441.10)	(\$1,562.73)	

Supporting Documents

- Distribution Reconciliation Report [Report](#)
- DXI_Tax_Statement_2022_.pdf [ADI.AX](#)
- AFI_Reinvestment_Plan_Advice_2022_02_25.pdf [AFI.AX](#)
- AFI_Reinvestment_Plan_Advice_2021_08_31.pdf [AFI.AX](#)
- DXI_Tax_Statement_2022_.pdf [DXI.AX1](#)
- HPI_Tax_Statement_2022_.pdf [HPI.AX](#)
- VAS_Issuer_Annual_Tax_Statement_2022_08_04.pdf [VAS.AX](#)

Standard Checklist

- Attach a copy of all Tax Statements
- Attach a copy of Distribution Reconciliation Report
- Ensure all Distributions have been reviewed on [Distribution Tax Automation](#)

Holmes Investments Super Fund

Distribution Reconciliation Report

For The Period 01 July 2021 - 30 June 2022

Date	Payment Received	Non Primary Production Income (A) * ₁			Distributed Capital Gains (B) * ₂					Foreign Income * ₃		Non-Assessable			Taxable Income
		Franked	Unfranked	Interest/ Other	Franking Credits	Discounted (After Discount)	Rate * ₅	CGT Concession	Indexed	Other	Foreign Income	Foreign Credits	Tax Exempt	Tax Free	
Shares in Listed Companies (Australian)															
AFI.AX Australian Foundation Investment Company Limited															
31/08/2021	142.66						S								142.66
25/02/2022	103.60						S								103.60
	246.26														246.26
	<i>Net Cash Distribution:</i>	246.26													
	246.26														246.26
Units in Listed Unit Trusts (Australian)															
ADI.AX Apn Industria Reit															
05/11/2021	127.85						S								0.00
30/06/2022	0.00						S								0.00
30/06/2022	0.00			127.85			I								0.00
	127.85			127.85											0.00
	<i>Net Cash Distribution:</i>	127.85													
DXI.AX Dexus Industria Reit.															
04/02/2022	129.45						S								0.00
13/05/2022	129.44						S								0.00
30/06/2022	0.00	0.00	0.00	278.79	0.00	60.74	I	60.74	0.00	0.00	0.00	0.00	0.00	0.00	0.00
															(11.93)
30/06/2022	129.45						S								0.00

Holmes Investments Super Fund

Distribution Reconciliation Report

For The Period 01 July 2021 - 30 June 2022

Date	Non Primary Production Income (A) * ₁					Distributed Capital Gains (B) * ₂					Foreign Income * ₃		Non-Assessable			Taxable Income
	Payment Received	Franked	Unfranked	Interest/ Other	Franking Credits	Discounted (After Discount)	Rate * ₅	CGT Concession	Indexed	Other	Foreign Income	Foreign Credits	Tax Exempt	Tax Free	Tax Deferred / AMIT * ₆	
	388.34	0.00	0.00	278.79	0.00	60.74		60.74	0.00	0.00	0.00	0.00	0.00	0.00	(11.93)	339.53
<i>Net Cash Distribution:</i>	<i>388.34</i>															
HPI.AX Hotel Property Investments																
04/03/2022	208.18						S								0.00	
30/06/2022	0.00	0.00	0.00	0.00	0.00	0.00	I	0.00	0.00	0.00	0.00	0.00	0.00	0.00	424.48	0.00
30/06/2022	216.30						S								0.00	
	424.48	0.00	0.00	0.00	0.00	0.00		0.00	0.00	0.00	0.00	0.00	0.00	0.00	424.48	0.00
<i>Net Cash Distribution:</i>	<i>424.48</i>															
VAS.AX Vanguard Australian Shares Index Etf																
18/10/2021	275.84						S								0.00	
19/01/2022	138.61						S								0.00	
20/04/2022	399.18						S								0.00	
30/06/2022	0.00	787.12	61.86	36.33	348.24	200.27	I	200.27	0.00	0.00	15.88	1.06	0.00	0.00	(47.56)	1,450.76
30/06/2022	440.54						S								0.00	
	1,254.17	787.12	61.86	36.33	348.24	200.27		200.27	0.00	0.00	15.88	1.06	0.00	0.00	(47.56)	1,450.76
<i>Net Cash Distribution:</i>	<i>1,254.17</i>															
	2,194.84	787.12	61.86	442.97	348.24	261.01		261.01	0.00	0.00	15.88	1.06	0.00	0.00	364.99	1,918.14

Holmes Investments Super Fund

Distribution Reconciliation Report

For The Period 01 July 2021 - 30 June 2022

Date	Non Primary Production Income (A) * ₁				Distributed Capital Gains (B) * ₂				Foreign Income * ₃		Non-Assessable				Taxable Income	
	Payment Received	Franked	Unfranked	Interest/ Other	Franking Credits	Discounted (After Discount)	Rate * ₅	CGT Concession	Indexed	Other	Foreign Income	Foreign Credits	Tax Exempt	Tax Free		Tax Deferred / AMIT * ₆
TOTAL	2,441.10	787.12	61.86	442.97	348.24	261.01		261.01	0.00	0.00	15.88	1.06	0.00	0.00	611.25	1,918.14

Total Distributed Gains

Discount Rate	Discounted	Gross
Superfund 1/3	0.00	0.00
Individual 50%(I)	261.01	522.02
Total	261.01	522.02

*₁ Summary of Non Primary Production Income (A)

Tax Label	Franked	Unfranked	Interest/Other	Less Other Deduction	Income Before Credits * ₇	Franking Credits	Total Including Credits
11M Gross trust distributions	787.12	61.86	442.97	0.00	1,291.95	348.24	1,640.19

*₂ Forms part of the Net Capital Gains calculation for Tax Label 11A.

*₃ Forms part of the Foreign Credits calculation for Tax Label 11D, D1, 13C1.

*₄ Taxable Income is designed to match Tax Statement provided by Fund Manager.

Taxable Income in the SMSF Annual Return will be different due to application of Capital Losses in Net Capital Gain calculation and application of different discount method.

*₅ This is the discount rate selected for the transaction. "S" being Super Funds at 1/3 and "I" being Individual at 50%.

*₆ AMIT cost base net increase is reflected as negative amount i.e. negative tax deferred and AMIT cost base net decrease is reflected as positive amount i.e. positive tax deferred.

*₇ Sum of Income Before Credits reconciles with Taxable Trust Distributions in Statement of Taxable Income.

^ Variance between Payment Received and Net Cash Distribution.



036 003120

HOLMES INVESTMENTS QLD PTY LTD
 <HOLMES INVESTMENTS S/F A/C>
 5 SONOMA CT
 CASHMERE QLD 4500

Statement date: 31 August 2022
 Reference no: X*****8758

Page 1 of 4
 Security price as at 30 June 2022: \$2.70
 Value of holding at 30 June 2022: \$8,081.10

**Dexus Industria REIT Attribution Managed Investment Trust Member Annual Statement and Guide for the year
 1 July 2021 to 30 June 2022**

This Dexus Industria REIT Attribution Managed Investment Trust ("AMIT") Member Annual Statement ("AMMA Statement") has been prepared to assist you with the completion of your Australian Income Tax Return for the year ended 30 June 2022.

Period end date	No of securities held at Record Date	Total Distribution rate (cents per security)	Industria Trust No. 1	Industria Trust No. 2	Industria Trust No. 3	Industria Trust No. 4	Industria Company No. 1 Ltd	TOTAL
30/09/2021	2,956	4.325	\$116.33	\$5.51	\$0.00	\$6.01	-	\$127.85
31/12/2021	2,993	4.325	\$120.11	\$0.00	\$0.00	\$9.34	-	\$129.45
31/03/2022	2,993	4.325	\$95.64	\$0.00	\$0.00	\$33.80	-	\$129.44
30/06/2022	2,993	4.325	\$112.24	\$1.43	\$0.00	\$15.78	-	\$129.45
Total Paid			\$444.32	\$6.94	\$0.00	\$64.93	-	\$516.19

Part A – Summary of 2022 tax return/supplementary section items

Item	Individual tax return labels	Amount
Franked amount	11T	\$0.00
Franking credit	11U	\$0.00
Non-primary production income	13U	\$406.64
Franked distributions from trusts	11C	\$0.00
Share of franking credit from franked dividends	13Q	\$0.00
Credit for TFN/ABN amounts withheld	13R	\$0.00
Total current year capital gains	18H	\$121.48
Net capital gain	18A	\$60.74
Assessable foreign source income	20E and 20M	\$0.00
Foreign income tax offset	20O	\$0.00

Part B – Components of distribution – 2022 tax return amounts

	Notes	Industria Trust No. 1 Distribution	Industria Trust No. 2 Distribution	Industria Trust No. 3 Distribution	Industria Trust No. 4 Distribution	Franking credit	Foreign income tax offset
Australian trust income							
Interest	1	\$0.00	\$0.00	\$0.00	\$0.00		
Franked dividends	2	\$0.00	\$0.00	\$0.00	\$0.00	\$0.00	
Other income	3	\$406.64	\$0.00	\$0.00	\$0.00		
Total non-primary production income		\$406.64	\$0.00	\$0.00	\$0.00		
Capital gains							
Discounted capital gains (50% discount)	4 and 8	\$60.74	\$0.00	\$0.00	\$0.00		\$0.00
Capital gains – indexation method	5	\$0.00	\$0.00	\$0.00	\$0.00		
Capital gains – other	6	\$0.00	\$0.00	\$0.00	\$0.00		
Distributed capital gains		\$60.74	\$0.00	\$0.00	\$0.00		
Foreign income							
Assessable foreign income	7 and 8	\$0.00	\$0.00	\$0.00	\$0.00		\$0.00
Other non-assessable amounts							
Non-assessable amounts	9	\$0.00	\$6.94	\$0.00	\$64.93		
Excess of components over trust distribution	9	-\$23.06	\$0.00	\$0.00	\$0.00		
Total Trust Distribution		\$444.32	\$6.94	\$0.00	\$64.93		
AMIT cost base adjustments							
AMIT cost base net increase amount	10	\$83.80	\$0.00	\$0.00	\$0.00		
AMIT cost base net decrease amount		\$0.00	\$6.94	\$0.00	\$64.93		

Part C – Components of Industria Company No. 1 Ltd dividend – 2023 tax returns amounts

Dividend date	N/A			
	Notes	Distribution	Franking credit	Franking percentage
Dividend income				
Franked dividend	11	\$0.00	\$0.00	100%
Total dividend		\$0.00		

Part D – Additional capital gains information for Item 18

Discount capital gains – grossed up (taxable Australian property)	\$121.48
Discount capital gains – grossed up (non-taxable Australian property)	\$0.00
Capital gains – other method (taxable Australian property)	\$0.00
Capital gains – other method (non-taxable Australian property)	\$0.00
Total current year capital gains	\$121.48
CGT discount	\$60.74
Net capital gains	\$60.74

Part E – Withholding amounts

	Notes	
TFN / ABN withholding tax	12	\$0.00
Managed investment trust withholding tax	13	\$0.00
Managed investment trust withholding tax (clean building)	13	\$0.00
Non-resident interest withholding tax	13	\$0.00

AMMA Statement guide

This Guide provides general information to assist in the completion of an Australian Income Tax Return for the financial year ended 30 June 2022. This Guide has been prepared on the basis that you are an Australian resident individual and you hold your Dexus Industria REIT securities on capital account. While every care has been taken in the preparation of this Guide, Dexus Industria REIT does not provide taxation advice and this document does not constitute personal advice. If you have any doubts about your tax position, or if you require any further information about your tax affairs or the completion of an Australian Income Tax Return, you should consult your professional adviser without delay.

What do you do with the amounts that appear in Part A?

Your AMMA Statement has been designed so that the amounts in Part A correspond with the amounts you are required to enter into your 2022 Individual Tax Return/Supplementary Section for Australian residents and includes the distribution components from your investment that are relevant for the completion of your tax return.

What do you do with the amounts that appear in Part B and Part C?

Parts B and C of your AMMA Statement provide additional information relating to the components of the distribution from Dexus Industria REIT that have been attributed to you for the year ended 30 June 2022.

Dexus Industria REIT has determined to attribute each taxable component of its income to unitholders in proportion to the distributions received by each unitholder.

NON-PRIMARY PRODUCTION INCOME

Note 1 – Interest

This income relates to interest earned on amounts such as bank deposits and loans to Australian entities. The interest is not exempt from withholding tax if distributed to a non-resident.

Note 2 – Franked dividend

This income relates to franked dividend income derived by Industria Trust No. 1, Industria Trust No. 2, Industria Trust No. 3 and Industria Trust No. 4. The amount stated in Part B includes the attached franking credit.

Note 3 – Other income

Other income is any other income from Australian sources (excluding capital gains) that is taxable. This includes rental income from direct or indirect property investments.

CAPITAL GAINS

Note 4 – Discounted Capital Gains

Discounted capital gains are net capital gains on the disposal of investments that have been held for at least 12 months. The gain has been reduced by 50% as a result of the capital gains tax ("CGT") discount.

For additional information refer to Part D on page 2. Part D specifies the portion of total capital gains that relate to taxable Australian property and non-taxable Australian property. Australian residents are required to include both categories of capital gains in their assessable income.

The 50% CGT discount is available only to Australian resident individuals and trusts. Accordingly, a company or complying superannuation fund should use the information contained in the "Additional Capital Gains Information" section in Part D as a basis to determine the net capital gain amount to be included in their 2022 Australian Income Tax Return. We recommend you refer to the ATO website page "Guide to Capital Gains Tax 2022" and the publication "Personal Investors Guide to Capital Gains Tax 2022". The ATO website address www.ato.gov.au.

Note 5 – Indexation method capital gains

Indexation method capital gains are capital gains in respect of assets acquired before 1 July 1999 that Dexus Industria REIT has calculated after increasing the cost base of the asset for indexation. You may not apply the CGT discount in respect of these capital gains.

Note 6 – Other capital gains

Other capital gains are capital gains to which neither the CGT discount or indexation applies. You may not apply the CGT discount in respect of these capital gains.

FOREIGN INCOME

Note 7 – Assessable Foreign Income

These amounts represent foreign income distributed by Dexus Industria REIT. There is no foreign income for the year ended 30 June 2022.

Note 8 – Foreign Tax Offset

These amounts represent foreign tax offsets distributed by Dexus Industria REIT. There are no foreign tax offsets for the year ended 30 June 2022.

OTHER NON-ASSESSABLE AMOUNTS

Note 9 – Non-Assessable Amounts

Non-assessable amounts are not included in your tax return.

If the taxable components from a trust exceed the cash distributed by that trust, the excess will be shown as a negative number in Part B.

Non-assessable amounts and excess amounts over trust distributions should not be used to adjust the cost base and reduced cost base of your securities. Details of your cost base adjustments are specified separately in Part B (See Note 10).

Note 10 – AMIT Cost Base Adjustments

Under the AMIT regime you are required to make annual adjustments to the cost base and reduced cost base of your securities.

If the distributions by Dexus Industria REIT to you for an income year exceed the amounts included in your assessable income for that year (grossed-up by any CGT discount), the cost base of your units will be decreased by the amount of the excess. Such excess amounts are generally referred to as capital, non-assessable or "tax deferred" distributions.

To the extent that any such non-assessable distributions exceed the cost base in your units, a capital gain will arise.

If the amounts included in your assessable income (grossed-up by any CGT discount) in respect of an income year exceed the distributions made to you for that year, the cost base of your securities will be increased by the amount of the excess.

The amount stated in Part B of your AMMA Statement for the year ended 30 June 2022 represents the total net change in the cost base of your securities for that income year under the AMIT regime.

The cost base adjustment amount should be allocated across your Dexus Industria REIT units in proportion to the amount of ordinary income distributions received on those units.

DIVIDENDS

Note 11 – Franked dividends

This income represents franked dividends paid by Industria Company No. 1 Ltd.

You should include both the franked dividend amount and the attached franking credit in your assessable income.

What do you do with the amounts that appear in Part E?

Note 12 – Credit for TFN/ABN Amounts Withheld

If you have not provided a TFN, ABN or exemption for your investment, withholding tax at the highest marginal rate (including Medicare levy) of 47% has been deducted from your distributions.

Note 13 – Managed Investment Trust Withholding Tax and Non-Resident Interest Withholding Tax

Non-resident security holders had tax withheld (at the relevant rates) from parts of their distribution that related to Australian source income.

In respect of Australian source income amounts other than interest, tax has been withheld in accordance with the managed investment trust withholding regime. Generally, tax is withheld at the rate of 15% for securityholders located in an exchange of information jurisdiction and 30% for other securityholders. To the extent that Australian source income relates to a clean building managed investment trust, tax is withheld at the rate of 10% for securityholders located in an exchange of information jurisdiction and 30% for other securityholders

The following payment summary for the year ended 30 June 2022 is given to you because non-resident withholding tax was deducted from your distribution:

Name of recipient of the non-resident withholding payment:

Recipient's TFN or ABN: _____

Fund payment covered by this payment summary: _____

Managed investment trust withholding tax (excluding clean building amounts) covered by this payment summary:

Clean building managed investment trust withholding tax covered by this payment summary: _____

Interest income covered by this payment summary: _____

Non-resident interest withholding tax covered by this payment summary: _____

Need help?

Contact Computershare Investor Services
GPO Box 2975, Melbourne VIC 3001
Phone (AUS) 1300 662 270 or +61 3 9415 4373
Internet www.investorcentre.com/au/contact

081325 000 AFI



HOLMES INVESTMENTS QLD PTY LTD
<HOLMES INVESTMENTS S/F A/C>
5 SONOMA CT
CASHMERE QLD 4500

Your security holding

ASX Code AFI
Security class Ordinary shares
Holder Number HIN WITHHELD
TFN or ABN Quoted
Record date 10 February 2022
Allotment date 25 February 2022

You must keep this document for your tax records.

**Australian Foundation Investment Company Limited
Dividend Substitution Share Plan (DSSP) Statement**

Number of participating shares		Dividend rate		Dividend entitlement forgone
1,036	X	A\$0.10	=	A\$103.60

This DSSP entitlement is in lieu of the 2022 interim dividend forgone. Shareholders should obtain their own professional advice on the taxation implications of participating in the DSSP.

Please note that franking credits and LIC capital gain deductions are not applicable to shares participating in the DSSP.

No NZ imputation credits are applicable to this dividend.

If you require your payment to be re-issued, you may be charged an administrative fee which will be deducted from your payment.

Dividend Substitution Share Plan

Dividend entitlement forgone:	A\$103.60
Balance in your DSSP account brought forward:	A\$7.85
Value available for participation:	A\$111.45
Value applied to issue to you 14 shares at A\$7.86 per share (including 5% discount):	A\$110.04
Balance carried forward in your DSSP account:	A\$1.41
Number of shares participating in the DSSP:	1,036
Number of shares allotted pursuant to the DSSP:	14

The issue of these DSSP shares will be shown on your next CHESS Statement.

Need help?

Contact Computershare Investor Services
GPO Box 2975, Melbourne VIC 3001
Phone (AUS) 1300 662 270 or +61 3 9415 4373
Internet www.investorcentre.com/au/contact

078811 000 AFI



HOLMES INVESTMENTS QLD PTY LTD
<HOLMES INVESTMENTS S/F A/C>
5 SONOMA CT
CASHMERE QLD 4500

Your security holding

ASX Code AFI
Security class Ordinary shares
Holder Number HIN WITHHELD
TFN or ABN Quoted
Record date 12 August 2021
Allotment date 31 August 2021

You must keep this document for your tax records.

**Australian Foundation Investment Company Limited
Dividend Substitution Share Plan (DSSP) Statement**

Number of participating shares		Dividend rate		Dividend entitlement forgone
1,019	X	A\$0.14	=	A\$142.66

This DSSP entitlement is in lieu of the 2021 final dividend forgone. Shareholders should obtain their own professional advice on the taxation implications of participating in the DSSP.

Please note that franking credits and LIC capital gain deductions are not applicable to shares participating in the DSSP.

No NZ imputation credits are applicable to this dividend.

If you require your payment to be re-issued, you may be charged an administrative fee which will be deducted from your payment.

Dividend Substitution Share Plan

Dividend entitlement forgone:	A\$142.66
Balance in your DSSP account brought forward:	A\$2.89
Value available for participation:	A\$145.55
Value applied to issue to you 17 shares at A\$8.10 per share (including 3.5% discount):	A\$137.70
Balance carried forward in your DSSP account:	A\$7.85
Number of shares participating in the DSSP:	1,019
Number of shares allotted pursuant to the DSSP:	17

The issue of these DSSP shares will be shown on your next CHESS Statement.



HOTEL
PROPERTY
INVESTMENTS
ABN 25 010 330 515

All Registry communications to:
C/- Link Market Services Limited
Locked Bag A14, Sydney South NSW 1235
Telephone: +61 1300 554 474
ASX Code: HPI
Outside Australia: +61 2 8767 1000
Email: registrars@linkmarketservices.com.au
Website: www.linkmarketservices.com.au



036 004089

HOLMES INVESTMENTS QLD PTY LTD
<HOLMES INVESTMENTS S/F A/C>
5 SONOMA CT
CASHMERE QLD 4500

Statement date: 2 September 2022

Reference no.: X*****8758

Hotel Property Investments Limited Annual Tax Statement for the year ended 30 June 2022

Part B: Summary of 2022 tax return (supplementary section) items for a resident individual
Non Australian residents should seek independent Australian tax advice.

Tax return (supplementary section)	Amount	Tax return label
Share of net income from trusts, less net capital gains, foreign income and franked distributions	\$0.00	13U
Franked distribution from trusts	\$0.00	13C
Other deductions relating to non-primary production income	\$0.00	13Y
Share of franking credits from franked dividends	\$0.00	13Q
Share of credit for foreign resident withholding amounts (excluding capital gains)	\$0.00	13A
Share of credit for tax amounts withheld	\$0.00	13R
Net capital gain	\$0.00	18A
Total current year capital gains	\$0.00	18H
Credit for foreign resident capital gains withholding amounts	\$0.00	18X
Assessable foreign source income	\$0.00	20E
Other net foreign source income	\$0.00	20M
Australian franking credits from a New Zealand franking company	\$0.00	20F
Foreign income tax offset *	\$0.00	20O
Early stage venture capital limited partnership: current year tax offset	\$0.00	T7K
Early stage investor: current year tax offset	\$0.00	T8L
Other refundable tax offsets: Exploration credits	\$0.00	T9P (code E)

*To work out your foreign income tax offset (FITO) entitlement, see **20 Foreign source income and foreign assets or property** or the Guide to foreign tax offset rules 2022.

Part B: Capital gains tax information – Additional information for item 18

	Amount	
Capital gains - discounted method	\$0.00	(gross amount)
Capital gains - indexation method	\$0.00	
Capital gains - other method	\$0.00	
Total current year capital gains	\$0.00	

Part C: Components of distribution

	Cash distributions	Tax paid/ Offsets	Taxable amount
Australian Income			
Dividends - unfranked amount declared to be CFI	\$0.00		\$0.00
Dividends - unfranked amount not declared to be CFI	\$0.00		\$0.00
Dividends - less LIC capital gain deduction	\$0.00		\$0.00
Interest (subject to non - resident withholding tax)	\$0.00		\$0.00
Interest (not subject to non - resident withholding tax)	\$0.00		\$0.00
Other assessable Australian income	\$0.00		\$0.00
Less other allowable trust deductions	\$0.00		\$0.00
NCMI – Non-primary production	\$0.00		\$0.00
Excluded from NCMI – Non-primary production	\$0.00		\$0.00
Non-primary production income	\$0.00		\$0.00
Dividends - Franked amount	\$0.00	\$0.00	\$0.00
Capital Gains			
Capital gains - discounted method TAP	\$0.00		\$0.00
Capital gains - discounted method NTAP	\$0.00	\$0.00	\$0.00
Capital gains - indexation method TAP	\$0.00		\$0.00
Capital gains - indexation method NTAP	\$0.00	\$0.00	\$0.00
Capital gains - other method TAP	\$0.00		\$0.00
Capital gains - other method NTAP	\$0.00	\$0.00	\$0.00
Net capital gains	\$0.00	\$0.00	\$0.00
CGT concession amount - TAP	\$0.00		\$0.00
CGT concession amount - NTAP	\$0.00		
Total current year capital gains	\$0.00	\$0.00	\$0.00
NCMI capital gains	\$0.00		\$0.00
Excluded from NCMI capital gains	\$0.00		\$0.00
Foreign Income			
Other net foreign source income	\$0.00	\$0.00	\$0.00
Assessable foreign source income	\$0.00	\$0.00	\$0.00
Australian franking credit from a New Zealand franking company		\$0.00	\$0.00
CFC income	\$0.00		\$0.00
Transferor trust income	\$0.00		\$0.00
Total foreign income	\$0.00	\$0.00	\$0.00
Other Non-assessable Amounts			
Net exempt income	\$0.00		
Non-assessable non-exempt amount	\$0.00		
Other Tax-free amounts	\$0.00		
Tax deferred amounts	\$424.48		
Total Non-assessable amounts	\$424.48		
Gross Cash Distribution	\$424.48		
Other deductions from Distribution			
Less: withholding tax	\$0.00		
Net Cash Distribution	\$424.48		


Subdivision 12-H fund payment summary information for the year ended 30 June 2022

Details noted below constitute a Notice in accordance with Section 12-395 of Schedule 1 of the Taxation Administration Act 1953. These components are provided solely for the purposes of Subdivision 12-H of the Taxation Administration Act 1953 and should not be used for any other purpose.

Fund payment breakdown	Amount	
Other Australian income	\$0.00	
Capital gains - Discounted method TAP	\$0.00	(gross amount)
Capital gains - Indexation method TAP	\$0.00	
Capital gains - Other method TAP	\$0.00	
Total 12-H fund payment	\$0.00	
Total Amounts withheld from 12-H fund payment	\$0.00	

Note: FITOs are not split into their components (representing the type of income/gains they have arisen on) and they have not been reduced where they arise on discounted capital gains. Investors should seek their own advice in this respect from their professional tax advisor.

Please retain this statement for income tax purposes.



Contact Us:



Online:
www-au.computershare.com/Investor/Contact



By Mail:
Computershare Investor Services Pty Limited
GPO Box 2975 Melbourne
Victoria 3001 Australia

Enquiries:

(within Australia) 1300 757 905
(international) +61 3 9415 4813

Holder Identification Number (HIN)

HIN WITHHELD

077415 000 VAS



HOLMES INVESTMENTS QLD PTY LTD
<HOLMES INVESTMENTS S/F A/C>
5 SONOMA CT
CASHMERE QLD 4500

ATTRIBUTION MANAGED INVESTMENT TRUST MEMBER ANNUAL TAX STATEMENT FOR YEAR ENDED 30 JUNE 2022

The following tax return items are valid for Australian resident individual unitholders only.

PART A – SUMMARY OF 2022 TAX RETURN (SUPPLEMENTARY SECTION) ITEMS			
Item	Tax Return Label	Amount	
Share of net income from trusts, less net capital gains, foreign income and franked distributions	13U	\$98.19	
Franked distributions from trusts	13C	\$1,135.36	
Share of franking credits from franked dividends	13Q	\$348.24	
Share of credit for TFN amounts withheld	13R	\$0.00	
Share of credit for foreign resident withholding amounts	13A	\$0.00	
Net capital gain	18A	\$200.27	
Total current year capital gains	18H	\$400.54	
Assessable foreign source income	20E	\$16.94	
Other net foreign source income	20M	\$16.94	
Foreign income tax offset	20O	\$1.06	
PART B – COMPONENTS OF ATTRIBUTION			
Item	Cash Distribution	Tax Paid/Offsets	Attribution
Australian Income			
Unfranked distributions	\$23.66		\$18.76
Unfranked CFI distributions	\$42.76		\$43.10
Interest - subject to non resident WHT	\$8.12		\$10.67
Interest - not subject to non resident WHT	\$0.00		\$0.00
Other income - clean building MIT income	\$0.00		\$0.00
Other income - excluded from NCMI	\$0.34		\$0.36
Other income - NCMI	\$0.40		\$0.57
Other income	\$31.07		\$24.73
Non primary production income	\$106.35		\$98.19
Franked distributions	\$785.38	\$348.24	\$1,135.36
Capital Gains			
Discounted capital gains TAP - clean building MIT income	\$0.00		\$0.00
Discounted capital gains TAP - excluded from NCMI	\$0.00		\$0.00
Discounted capital gains TAP - NCMI	\$0.00		\$0.00
Discounted capital gains TAP	\$0.00		\$0.00
Discounted capital gains NTAP	\$173.31		\$200.27
Capital gains – other method TAP - clean building MIT income	\$0.00		\$0.00
Capital gains – other method TAP - excluded from NCMI	\$0.00		\$0.00
Capital gains – other method TAP - NCMI	\$0.00		\$0.00
Capital gains – other method TAP	\$0.00		\$0.00
Capital gains – other method NTAP	\$0.00		\$0.00
Net capital gain	\$173.31		\$200.27
AMIT CGT gross up amount			\$200.27
Other capital gains distribution	\$173.31		
Total current year capital gains	\$346.62		\$400.54
Foreign Income			
Assessable foreign source income	\$15.82	\$1.06	\$16.94
Other Non-assessable Amounts			
Non-assessable non-exempt amount	\$0.00		\$0.00
Net exempt income	\$0.00		
Other non-attributable amounts	\$0.00		
Gross Amount	\$1,254.17		\$1,651.03
AMIT cost base net amount - excess (reduce cost base)			\$0.00
AMIT cost base net amount - shortfall (increase cost base)			\$47.56
Less TFN amounts withheld	\$0.00		
Less non-resident withholding tax			
- Interest / dividend amounts withheld	\$0.00		
- Fund payment amounts withheld	\$0.00		
Net Cash Distribution	\$1,254.17		

23900 - Dividends Received

2022 Financial Year

Preparer Desiree Yutuc

Reviewer Steven Lee

Status Completed

Account Code	Description	CY Balance	LY Balance	Change
GNC.AX	Graincorp Limited	(\$48.10)		100%
MLD.AX	Maca Limited	(\$125.00)	(\$125.00)	0%
NAB.AX	National Australia Bank Limited	(\$228.74)	(\$104.40)	119.1%
PGH.AX	Pact Group Holdings Ltd	(\$190.00)	(\$160.00)	18.75%
QBE.AXW	QBE Insurance Group Limited	(\$139.96)	(\$18.48)	657.36%
SHV.AX	Select Harvests Limited	(\$325.68)	(\$451.04)	(27.79)%
SOL.AX	Washington H Soul Pattinson & Company Limited	(\$208.00)	(\$195.20)	6.56%
TGR.AX	Tassal Group Limited	(\$172.47)	(\$175.56)	(1.76)%
TLS.AX	Telstra Corporation Limited.		(\$274.56)	100%
VEU.AX2	Vanguard All-world Ex-us Shares Index Etf	(\$86.60)	(\$53.47)	61.96%
VTS.AX	Vanguard Us Total Market Shares Index Etf	(\$27.36)	(\$24.25)	12.82%
WPL.AX	Woodside Petroleum Ltd	(\$341.33)	(\$90.81)	275.87%
TOTAL		CY Balance	LY Balance	
		(\$1,893.24)	(\$1,672.77)	

Supporting Documents

- Dividend Reconciliation Report [Report](#)
- Investment Income Comparison Report [Report](#)
- NAB_Reinvestment_Plan_Advice_2021_07_02.pdf [NAB.AX](#)
- NAB_Reinvestment_Plan_Advice_2021_12_15.pdf [NAB.AX](#)
- QBE_Reinvestment_Plan_Advice_2021_09_24.pdf [QBE.AXW](#)
- QBE_Reinvestment_Plan_Advice_2022_04_12.pdf [QBE.AXW](#)
- SHV_Reinvestment_Plan_Advice_2022_02_04.pdf [SHV.AX](#)
- TGRU_Reinvestment_Plan_Advice_2021_09_29.pdf [TGR.AX](#)
- TGRU_Reinvestment_Plan_Advice_2022_03_30.pdf [TGR.AX](#)
- VEU_Payment_Advice_2021_10_19.pdf [VEU.AX2](#)
- VEU_Tax_Statement_USA_2022_03_03.pdf [VEU.AX2](#)
- VEU_Payment_Advice_2022_01_21.pdf [VEU.AX2](#)

- VEU_Payment_Advice_2022_04_21.pdf VEU.AX2
- VEU_Tax_Statement_USA_2022_03_03.pdf VEU.AX2
- VTS_Payment_Advice_2021_07_23.pdf VTS.AX
- VTS_Payment_Advice_2021_10_25.pdf VTS.AX
- WDS_Reinvestment_Plan_Advice_2021_09_24.pdf WPL.AX
- VEU_Payment_Advice_2021_07_20.pdf VEU.AX2
- VTS_Tax_Statement_USA_2022_03_03.pdf VTS.AX
- VTS_Payment_Advice_2022_01_28.pdf VTS.AX
- VTS_Payment_Advice_2022_04_26.pdf VTS.AX
- WDS_Reinvestment_Plan_Advice_2022_03_23.pdf WPL.AX

Standard Checklist

- Attach copies of all dividend statements
- Attach copy of Dividend Reconciliation Report
- Attach copy of Investment Income Comparison Report

Holmes Investments Super Fund

Dividend Reconciliation Report

For The Period 01 July 2021 - 30 June 2022

Date	Net Payment Received	Australian Income			Foreign Income			Withheld		
		Unfranked	Franked	Franking Credits	Foreign Income	Foreign Credits	NZ Credits	TFN Withheld	Non-Resident	LIC Deduction
Shares in Listed Companies (Australian)										
GNC.AX Graincorp Limited										
09/12/2021	48.10	0.00	48.10	20.61						
	48.10	0.00	48.10	20.61						
MLD.AX Maca Limited										
17/09/2021	62.50	0.00	62.50	26.79						
17/03/2022	62.50	0.00	62.50	26.79						
	125.00	0.00	125.00	53.58						
NAB.AX National Australia Bank Limited										
02/07/2021	106.80	0.00	106.80	45.77						
15/12/2021	121.94	0.00	121.94	52.26						
	228.74	0.00	228.74	98.03						
PGH.AX Pact Group Holdings Ltd										
07/10/2021	120.00	42.00	78.00	33.43						
06/04/2022	70.00	24.50	45.50	19.50						
	190.00	66.50	123.50	52.93						
QBE.AX QBE Insurance Group Limited										

Holmes Investments Super Fund

Dividend Reconciliation Report

For The Period 01 July 2021 - 30 June 2022

Date	Net Payment Received	Australian Income			Foreign Income			Withheld		
		Unfranked	Franked	Franking Credits	Foreign Income	Foreign Credits	NZ Credits	TFN Withheld	Non-Resident	LIC Deduction
24/09/2021	51.04	45.94	5.10	2.19						
12/04/2022	88.92	80.03	8.89	3.81						
	139.96	125.97	13.99	6.00						
SHV.AX Select Harvests Limited										
04/02/2022	325.68	0.00	325.68	139.58						
	325.68	0.00	325.68	139.58						
SOL.AX Washington H Soul Pattinson & Company Limited										
14/12/2021	115.20	0.00	115.20	49.37						
13/05/2022	92.80	0.00	92.80	39.77						
	208.00	0.00	208.00	89.14						
TGR.AX Tassal Group Limited										
29/09/2021	79.59	79.59	0.00	0.00						
30/03/2022	92.88	92.88	0.00	0.00						
	172.47	172.47	0.00	0.00						
VEU.AX Vanguard All-world Ex-us Shares Index Etf										
20/07/2021	23.67				23.67					
19/10/2021	17.35	0.00	0.00	0.00	17.35	3.06				

Holmes Investments Super Fund

Dividend Reconciliation Report

For The Period 01 July 2021 - 30 June 2022

Date	Net Payment Received	Australian Income			Foreign Income		Withheld			
		Unfranked	Franked	Franking Credits	Foreign Income	Foreign Credits	NZ Credits	TFN Withheld	Non-Resident	LIC Deduction
21/01/2022	40.64	0.00	0.00	0.00	40.64	7.17				
21/04/2022	4.94	0.00	0.00	0.00	4.94	0.87				
	86.60	0.00	0.00	0.00	86.60	11.10				
VTS.AX Vanguard Us Total Market Shares Index Etf										
23/07/2021	6.18	0.00	0.00	0.00	6.18	1.09				
25/10/2021	6.61	0.00	0.00	0.00	6.61	1.17				
28/01/2022	8.05	0.00	0.00	0.00	8.05	1.42				
26/04/2022	6.52	0.00	0.00	0.00	6.52	1.15				
	27.36	0.00	0.00	0.00	27.36	4.83				
WPL.AX Woodside Petroleum Ltd										
24/09/2021	73.86	0.00	73.86	31.65						
23/03/2022	267.47	0.00	267.47	114.63						
	341.33	0.00	341.33	146.28						
	1,893.24	364.94	1,414.34	606.15	113.96	15.93				

Holmes Investments Super Fund
Dividend Reconciliation Report

For The Period 01 July 2021 - 30 June 2022

Date	Net Payment Received	Australian Income			Foreign Income			Withheld		
		Unfranked	Franked	Franking Credits	Foreign Income	Foreign Credits	NZ Credits	TFN Withheld	Non-Resident	LIC Deduction
TOTAL	1,893.24	364.94	1,414.34	606.15	113.96	15.93				

Tax Return Reconciliation

	Totals	Tax Return Label
Unfranked	364.94	J
Franked Dividends	1,414.34	K
Franking Credits	606.15	L

Holmes Investments Super Fund

Investment Income Comparison Report

As at 30 June 2022

Investment	Ledger Data			ASX & UUT Data							
	Transaction Date	Income Amount	Franking Credit	Date Payable	Ex Div/Dist Date	Units On Hand	45 Day Qualified	Amount per share/unit	Estimated Income	Estimated Franking*	
Reconciled											
Shares in Listed Companies (Australian)											
AFL.AX	Australian Foundation Investment Company Limited	31/08/2021	142.66		31/08/2021	11/08/2021	1,019.00	1,019.00	0.1400	142.66	61.14
AFL.AX	Australian Foundation Investment Company Limited	25/02/2022	103.60		25/02/2022	09/02/2022	1,036.00	1,036.00	0.1000	103.60	44.40
GNC.AX	Graincorp Limited	09/12/2021	48.10	20.61	09/12/2021	24/11/2021	481.00	481.00	0.1000	48.10	20.61
MLD.AX	Maca Limited	17/09/2021	62.50	26.79	17/09/2021	02/09/2021	2,500.00	2,500.00	0.0250	62.50	26.79
MLD.AX	Maca Limited	17/03/2022	62.50	26.79	17/03/2022	04/03/2022	2,500.00	2,500.00	0.0250	62.50	26.79
NAB.AX	National Australia Bank Limited	02/07/2021	106.80	45.77	02/07/2021	13/05/2021	178.00	178.00	0.6000	106.80	45.77
NAB.AX	National Australia Bank Limited	15/12/2021	121.94	52.26	15/12/2021	15/11/2021	182.00	182.00	0.6700	121.94	52.26
PGH.AX	Pact Group Holdings Ltd	07/10/2021	120.00	33.43	07/10/2021	26/08/2021	2,000.00	2,000.00	0.0600	120.00	33.43
PGH.AX	Pact Group Holdings Ltd	06/04/2022	70.00	19.50	06/04/2022	24/02/2022	2,000.00	2,000.00	0.0350	70.00	19.50
QBE.AX	QBE Insurance Group Limited	24/09/2021	51.04	2.19	24/09/2021	19/08/2021	464.00	464.00	0.1100	51.04	2.19
QBE.AX	QBE Insurance Group Limited	12/04/2022	88.92	3.81	12/04/2022	07/03/2022	468.00	468.00	0.1900	88.92	3.81
SHV.AX	Select Harvests Limited	04/02/2022	325.68	139.58	04/02/2022	09/12/2021	4,071.00	4,071.00	0.0800	325.68	139.58
SOL.AX	Washington H Soul Pattinson & Company Limited	14/12/2021	115.20	49.37	14/12/2021	19/11/2021	320.00	320.00	0.3600	115.20	49.37
SOL.AX	Washington H Soul Pattinson & Company Limited	13/05/2022	92.80	39.77	13/05/2022	20/04/2022	320.00	320.00	0.2900	92.80	39.77
TGR.AX	Tassal Group Limited	29/09/2021	79.59	0.00	29/09/2021	14/09/2021	1,137.00	1,137.00	0.0700	79.59	0.00
TGR.AX	Tassal Group Limited	30/03/2022	92.88	0.00	30/03/2022	14/03/2022	1,161.00	1,161.00	0.0800	92.88	0.00
VEU.AX	Vanguard All-world Ex-us Shares Index Etf	20/07/2021	23.67		20/07/2021	22/06/2021	41.00	41.00	0.5771	23.66	0.00
VEU.AX	Vanguard All-world Ex-us Shares Index Etf	19/10/2021	17.35	0.00	19/10/2021	21/09/2021	41.00	41.00	0.4233	17.36	0.00
VEU.AX	Vanguard All-world Ex-us Shares Index Etf	21/01/2022	40.64	0.00	21/01/2022	21/12/2021	41.00	41.00	0.9914	40.65	0.00

Holmes Investments Super Fund

Investment Income Comparison Report

As at 30 June 2022

Investment		Ledger Data			ASX & UUT Data						
		Transaction Date	Income Amount	Franking Credit	Date Payable	Ex Div/Dist Date	Units On Hand	45 Day Qualified	Amount per share/unit	Estimated Income	Estimated Franking*
VEU.AX	Vanguard All-world Ex-us Shares Index Etf	21/04/2022	4.94	0.00	21/04/2022	22/03/2022	41.00	41.00	0.1204	4.93	0.00
VTS.AX	Vanguard Us Total Market Shares Index Etf	23/07/2021	6.18	0.00	23/07/2021	25/06/2021	8.00	8.00	0.7734	6.19	0.00
VTS.AX	Vanguard Us Total Market Shares Index Etf	25/10/2021	6.61	0.00	25/10/2021	27/09/2021	8.00	8.00	0.8270	6.62	0.00
VTS.AX	Vanguard Us Total Market Shares Index Etf	28/01/2022	8.05	0.00	28/01/2022	29/12/2021	8.00	8.00	1.0069	8.06	0.00
VTS.AX	Vanguard Us Total Market Shares Index Etf	26/04/2022	6.52	0.00	26/04/2022	24/03/2022	8.00	8.00	0.8149	6.52	0.00
WPL.AX	Woodside Petroleum Ltd	24/09/2021	73.86	31.65	24/09/2021	30/08/2021	180.00	180.00	0.4103	73.86	31.65
WPL.AX	Woodside Petroleum Ltd	23/03/2022	267.47	114.63	23/03/2022	24/02/2022	183.00	183.00	1.4616	267.47	114.63
			2,139.50	606.15					10.3413	2,139.51	711.69
Units in Listed Unit Trusts (Australian)											
ADI.AX	Apn Industria Reit	05/11/2021	127.85		05/11/2021	29/09/2021	2,956.00	2,956.00	0.0432	127.85	0.00
DXI.AX	Dexus Industria Reit.	04/02/2022	129.45		04/02/2022	30/12/2021	2,993.00	2,993.00	0.0432	129.45	0.00
DXI.AX	Dexus Industria Reit.	13/05/2022	129.44		13/05/2022	30/03/2022	2,993.00	2,993.00	0.0432	129.45	0.00
DXI.AX	Dexus Industria Reit.	30/06/2022	129.45	0.00							
DXI.AX	Dexus Industria Reit.				23/08/2022	29/06/2022	2,993.00	2,993.00	0.0432	129.45	0.00
HPI.AX	Hotel Property Investments	04/03/2022	208.18		04/03/2022	30/12/2021	2,041.00	2,041.00	0.1020	208.18	0.00
HPI.AX	Hotel Property Investments	30/06/2022	216.30	0.00							
HPI.AX	Hotel Property Investments				02/09/2022	29/06/2022	2,100.00	2,100.00	0.1030	216.30	0.00
VAS.AX	Vanguard Australian Shares Index Etf	18/10/2021	275.84		18/10/2021	01/10/2021	196.00	196.00	1.4073	275.84	102.74
VAS.AX	Vanguard Australian Shares Index Etf	19/01/2022	138.61		19/01/2022	04/01/2022	199.00	199.00	0.6965	138.61	37.36
VAS.AX	Vanguard Australian Shares Index Etf	20/04/2022	399.18		20/04/2022	01/04/2022	200.00	200.00	1.9959	399.18	71.80
VAS.AX	Vanguard Australian Shares Index Etf	30/06/2022	440.54	348.24							

Holmes Investments Super Fund

Investment Income Comparison Report

As at 30 June 2022

Investment	Ledger Data			ASX & UUT Data						
	Transaction Date	Income Amount	Franking Credit	Date Payable	Ex Div/Dist Date	Units On Hand	45 Day Qualified	Amount per share/unit	Estimated Income	Estimated Franking*
VAS.AX	Vanguard Australian Shares Index Etf			18/07/2022	01/07/2022	204.00	204.00	2.1595	440.54	125.42
		2,194.84	348.24					6.6373	2,194.84	337.32
		4,334.34	954.39					16.9786	4,334.36	1,049.01

*Franking credit is estimated using 45 day qualified units. The estimation might not be accurate for preference shares and hedging arrangements.



2021 Interim Dividend Statement



 272839 000 NAB

 HOLMES INVESTMENTS QLD PTY LTD

 <HOLMES INVESTMENTS S/F A/C>

 5 SONOMA CT

 CASHMERE QLD 4500

Contact our Share Registry

www.investorcentre.com/au

(in Australia) 1300 367 647
 (outside Australia) +61 3 9415 4299

Holder Identification Number (HIN)

HIN WITHHELD

Summary of key information

Payment Date	2 July 2021
Record Date	14 May 2021
TFN/ABN status	Quoted
ASX code	NAB

Interim Dividend for the year ending 30 September 2021

The details below represent your participation in National Australia Bank's Dividend Reinvestment Plan (DRP) on shares registered in your name at the record date.

The dividend is 60 cents per ordinary share, franked to 100% at the relevant Australian Corporate Tax Rate of 30%.

Ordinary Shares	Price per Share	Unfranked Amount	Franked Amount	Franking Credit	Shares Allotted
178	\$26.65	\$0.00	\$106.80	\$45.77	4

The allotment of shares issued under the DRP is set out on the reverse side of this statement.

Full details of the Dividend Package is available at www.nab.com.au/dividendpackage

Tax information

Australian resident shareholders

Franked Amount: This should be included in your assessable income.

Franking Credit: This may also need to be included in your assessable income. This amount may be available as a tax offset to reduce your income tax liability.

If you are unsure of the tax treatment of your dividend, please contact your accountant or taxation adviser.

Dividend Summary

178 shares x 60 cents = \$106.80

Dividend Amount


\$106.80

Dividend Reinvestment Plan (DRP)

Residual amount carried forward from 10 December 2020	\$12.82
Dividend amount participating in the DRP	\$106.80
Total amount for reinvestment	\$119.62
4 ordinary share/s allotted @ \$26.65 per share	\$106.60
Residual amount to be carried forward to the next dividend	\$13.02



2021 Final Dividend Statement

063363 000 NAB

 HOLMES INVESTMENTS QLD PTY LTD
 <HOLMES INVESTMENTS S/F A/C>
 5 SONOMA CT
 CASHMERE QLD 4500

Contact our Share Registry

www.investorcentre.com/au

(in Australia) 1300 367 647
(outside Australia) +61 3 9415 4299

Holder Identification Number (HIN)

HIN WITHHELD

Summary of key information

Payment Date	15 December 2021
Record Date	16 November 2021
TFN/ABN status	Quoted
ASX code	NAB

Final Dividend for the year ended 30 September 2021

The details below represent your participation in National Australia Bank's Dividend Reinvestment Plan (DRP) on shares registered in your name at the record date.

The dividend is 67 cents per ordinary share, franked to 100% at the relevant Australian Corporate Tax Rate of 30%.

Ordinary Shares	Price per Share	Unfranked Amount	Franked Amount	Franking Credit	Shares Allotted
182	\$28.00	\$0.00	\$121.94	\$52.26	4

The allotment of shares issued under the DRP is set out on the reverse side of this statement.

Full details of the Dividend Package is available at www.nab.com.au/dividendpackage

Tax information

Australian resident shareholders

Franked Amount: This should be included in your assessable income.

Franking Credit: This may also need to be included in your assessable income. This amount may be available as a tax offset to reduce your income tax liability.

New Zealand tax resident shareholders

New Zealand tax law requires us to notify shareholders that New Zealand imputation credits have been attached to this dividend at a rate of NZ\$0.01 per share. These credits are only relevant for shareholders required to file a New Zealand income tax return.

The aggregate of the dividend amount together with the attached New Zealand imputation credits is NZ\$128.11.

If you are unsure of the tax treatment of your dividend, please contact your accountant or taxation adviser.

Dividend Summary

182 shares x 67 cents = \$121.94

Dividend Amount \$121.94

Dividend Reinvestment Plan (DRP)

Residual amount carried forward from 2 July 2021	\$13.02
Dividend amount participating in the DRP	\$121.94
Total amount for reinvestment	\$134.96
4 ordinary share/s allotted @ \$28.00 per share	\$112.00
Residual amount to be carried forward to the next dividend	\$22.96



038084 000 QBE



HOLMES INVESTMENTS QLD PTY LTD
<HOLMES INVESTMENTS S/F A/C>
5 SONOMA CT
CASHMERE QLD 4500

Update Your Information:

www.investorcentre.com/au
qbe.queries@computershare.com.au



Computershare Investor Services Pty Limited
GPO Box 2975
Melbourne Victoria 3001 Australia



1300 723 487 (within Australia)
+61 3 9415 4840 (outside Australia)



Holder Identification Number (HIN) HIN WITHHELD

ASX Code	QBE
TFN/ABN Status	Quoted
Record Date	20 August 2021
Allocation Date	24 September 2021
DRP Price	\$11.84

2021 Interim Dividend Notice

The details below relate to the interim dividend of 11 cents per share for the half year ended 30 June 2021. This dividend is 10% franked at the company tax rate of 30%. The whole of the unfranked amount of this dividend has been declared to be conduit foreign income.

CLASS DESCRIPTION	DIVIDEND PER SHARE	PARTICIPATING SHARES	FRANKED AMOUNT \$	UNFRANKED AMOUNT \$	FRANKING CREDIT \$	DIVIDEND PAYMENT \$
Fully Paid Ordinary	11 cents	464	5.10	45.94	2.19	51.04
Net Payment (AUD\$)						51.04

DRP Summary

PARTICIPATING DIVIDEND PAYMENT \$	PARTICIPATING SHARES	DRP SHARES ISSUED*	NEW SHARE BALANCE
51.04	464	4	468

*The number of shares issued is determined by dividing the **Participating Dividend Payment** by the **DRP price** and rounding the result to the nearest whole number.

Note: The balance shown above may not be the current holding balance where you have purchased or sold shares after the Ex Date. Computershare Investor Services Pty Limited will not be liable for any losses incurred by any person who relies on the balances shown above without making their own adjustments for any further transactions.

You should keep this statement to assist in preparing your tax return.



037016 000 QBE



HOLMES INVESTMENTS QLD PTY LTD
<HOLMES INVESTMENTS S/F A/C>
5 SONOMA CT
CASHMERE QLD 4500

Update Your Information:

www.investorcentre.com/au
qbe.queries@computershare.com.au



Computershare Investor Services Pty Limited
GPO Box 2975
Melbourne Victoria 3001 Australia



1300 723 487 (within Australia)
+61 3 9415 4840 (outside Australia)



Holder Identification Number (HIN) HIN WITHHELD

ASX Code	QBE
TFN/ABN Status	Quoted
Record Date	8 March 2022
Allocation Date	12 April 2022
DRP Price	\$11.12

2021 Final Dividend Notice

The details below relate to the final dividend of 19 cents per share for the year ended 31 December 2021. This dividend is 10% franked at the company tax rate of 30%. The whole of the unfranked amount of this dividend has been declared to be conduit foreign income.

CLASS DESCRIPTION	DIVIDEND PER SHARE	PARTICIPATING SHARES	FRANKED AMOUNT \$	UNFRANKED AMOUNT \$	FRANKING CREDIT \$	DIVIDEND PAYMENT \$
Fully Paid Ordinary	19 cents	468	8.89	80.03	3.81	88.92
Net Payment (AUD\$)						88.92

DRP Summary

PARTICIPATING DIVIDEND PAYMENT \$	PARTICIPATING SHARES	DRP SHARES ISSUED*	NEW SHARE BALANCE
88.92	468	8	476

*The number of shares issued is determined by dividing the **Participating Dividend Payment** by the **DRP price** and rounding the result to the nearest whole number.

Note: The balance shown above may not be the current holding balance where you have purchased or sold shares after the Ex Date. Computershare Investor Services Pty Limited will not be liable for any losses incurred by any person who relies on the balances shown above without making their own adjustments for any further transactions.

You should keep this statement to assist in preparing your tax return.



SELECT HARVESTS

Select Harvests Limited
ABN 87 000 721 380

005809 000 SHV



HOLMES INVESTMENTS QLD PTY LTD
<HOLMES INVESTMENTS S/F A/C>
5 SONOMA CT
CASHMERE QLD 4500

Update your information:

**Online:**

www.computershare.com.au/easyupdate/SHV

**By Mail:**

Computershare Investor Services Pty Limited
GPO Box 2975 Melbourne
Victoria 3001 Australia

Enquiries:

(within Australia) 1300 850 505
(international) +61 3 9415 4000

Holder Identification Number (HIN)

HIN WITHHELD

ASX Code	SHV
TFN/ABN Status	Quoted
Record Date	10 December 2021
Payment Date	4 February 2022

2021 Final Dividend

Dear Shareholder,

The details below represent your final dividend for the year ended 30 September 2021. This dividend is paid at the rate of 8 cents per share on your holding of fully paid ordinary shares, registered in your name and entitled to participate as at the record date of 10 December 2021. This dividend is 100% franked at the company tax rate of 30%.

Please register at www.computershare.com.au/easyupdate/SHV in order to update your TFN, bank account and other details online.

Brad Crump
Chief Financial Officer and Company Secretary

Class Description	Amount per Share	Number of Shares	Franked Amount	Unfranked Amount	Gross Payment
Ordinary Shares	8 cents	4,071	\$325.68	\$0.00	\$325.68
Net Payment					\$325.68
Franking Credit					\$139.58

Note 1: You should retain this statement to assist you in preparing your tax return.

Note 2: If you require your payment to be re-issued, you may be charged an administration fee that will be deducted from your payment.

Dividend Reinvestment Plan (DRP) Details

Cash balance brought forward	\$1.90
Net payment available for reinvestment	\$325.68
Total available for reinvestment	\$327.58
Less the amount applied to the allotment of 55 Ordinary Shares at \$5.8759 per security	\$323.17
Cash balance carried forward to the next payment	\$4.41
Number of Ordinary Shares participating in the DRP as at 13 December 2021	4,071
Add Ordinary Shares allotted on 4 February 2022	55
Number of Ordinary Shares now participating in the DRP	4,126

Note: Computershare Investor Services Pty Limited will not be liable for any losses incurred by any person who relies on the balances shown above without making their own adjustments for any further transactions.



Tassal Group Limited
ABN 15 106 067 270

008241 000 TGR



HOLMES INVESTMENTS QLD PTY LTD
<HOLMES INVESTMENTS S/F A/C>
5 SONOMA CT
CASHMERE QLD 4500

Update your information:



Online:

www.computershare.com.au/easyupdate/TGR



By Mail:

Computershare Investor Services Pty Limited
GPO Box 2975 Melbourne
Victoria 3001 Australia

Enquiries:

(within Australia) 1300 850 505
(international) +61 3 9415 4000

Holder Identification Number (HIN)

HIN WITHHELD

ASX Code	TGR
TFN/ABN Status	Quoted
Record Date	15 September 2021
Payment Date	29 September 2021

2021 Final Dividend

Dear Shareholder,

This payment represents the final dividend of 7 cents per share for the year ended 30 June 2021. This dividend is paid on the shares registered in your name and entitled to participate as at the record date 15 September 2021. This payment is 100% unfranked and is declared to be nil Conduit Foreign Income.

Please register at www.computershare.com.au/easyupdate/TGR in order to update your TFN, bank account and other details online.

Class Description	Amount per Share	Number of Shares	Franked Amount	Unfranked Amount	Gross Payment
Ordinary Shares	7 cents	1,137	\$0.00	\$79.59	\$79.59
				Net Payment	\$79.59
				Franking Credit	\$0.00

Note 1: You should retain this statement to assist you in preparing your tax return.

Note 2: If you require your payment to be re-issued, you may be charged an administrative fee which will be deducted from your payment.

Dividend Reinvestment Plan (DRP) Details

Net payment available for reinvestment	\$79.59
This amount has been applied to the allotment of 24 Ordinary Shares at \$3.38 per security	
Number of Ordinary Shares participating in the DRP as at 16 September 2021	1,137
Add Ordinary Shares allotted on 29 September 2021	24
Number of Ordinary Shares now participating in the DRP	<u>1,161</u>

Note: Computershare Investor Services Pty Limited will not be liable for any losses incurred by any person who relies on the balances shown above without making their own adjustments for any further transactions.



Tassal Group Limited
ABN 15 106 067 270

008167 000 TGR



HOLMES INVESTMENTS QLD PTY LTD
<HOLMES INVESTMENTS S/F A/C>
5 SONOMA CT
CASHMERE QLD 4500

Update your information:



Online:

www.computershare.com.au/easyupdate/TGR



By Mail:

Computershare Investor Services Pty Limited
GPO Box 2975 Melbourne
Victoria 3001 Australia

Enquiries:

(within Australia) 1300 850 505
(international) +61 3 9415 4000

Holder Identification Number (HIN)

HIN WITHHELD

ASX Code	TGR
TFN/ABN Status	Quoted
Record Date	15 March 2022
Payment Date	30 March 2022

2022 Interim Dividend

Dear Shareholder,

This payment represents an interim dividend of 8 cents per share for the half year ended 31 December 2021. This dividend is paid on the shares registered in your name and entitled to participate as at the record date 15 March 2022. This payment is 100% unfranked and is declared to be nil Conduit Foreign Income.

Please register at www.computershare.com.au/easyupdate/TGR in order to update your TFN, bank account and other details online.

Class Description	Amount per Share	Number of Shares	Franked Amount	Unfranked Amount	Gross Payment
Ordinary Shares	8 cents	1,161	\$0.00	\$92.88	\$92.88
				Net Payment	\$92.88
				Franking Credit	\$0.00

Note 1: You should retain this statement to assist you in preparing your tax return.

Note 2: If you require your payment to be re-issued, you may be charged an administrative fee which will be deducted from your payment.

Dividend Reinvestment Plan (DRP) Details

Net payment available for reinvestment	\$92.88
This amount has been applied to the allotment of 28 Ordinary Shares at \$3.36 per security	
Number of Ordinary Shares participating in the DRP as at 16 March 2022	1,161
Add Ordinary Shares allotted on 30 March 2022	28
Number of Ordinary Shares now participating in the DRP	<u>1,189</u>

Note: Computershare Investor Services Pty Limited will not be liable for any losses incurred by any person who relies on the balances shown above without making their own adjustments for any further transactions.

F 010981 000 VEU



HOLMES INVESTMENTS QLD PTY LTD
<HOLMES INVESTMENTS S/F A/C>
5 SONOMA CT
CASHMERE QLD 4500

Holder Identification Number (HIN)**HIN WITHHELD**

ASX Code	VEU
TFN/ABN Status	Not Required
Record Date	22 September 2021
Payment Date	19 October 2021

Vanguard All-World ex-US Shares Index ETF
Dividend Payment for the Period Ending 30 September 2021
Direct Credit Advice

Class Description	Rate Per Security	Securities Held	Total Dividend (US\$)
ETF	\$0.3674	41	\$15.06

Gross Amount (US\$):	\$15.06
Non-resident withholding tax (US\$):	\$2.26
NET PAYMENT (US\$):	\$12.80
NET PAYMENT (AUD\$):	\$17.35

Currency Conversion Rate
1 US\$ = AUD\$1.355381

A withholding tax of 15% has been applied to the dividend payment.

Note: You should retain this statement to assist you in preparing your tax return. Please keep this in a safe place as a charge may be levied for a replacement. If you require a payment to be re-issued, you may be charged an administrative fee which will be deducted from your payment. Fees are applicable to certain types of payments valued at over \$100 AUD.

For additional information regarding the dividend, including estimated tax components and Fund Payment information, please visit the Announcements section of the Vanguard Investments Australia web page www.vanguard.com.au/etf

Your Payment Instruction

Bank: COMMONWEALTH BANK OF AUSTRALIA
BSB: 067-167
ACC: XXXXXX68

Amount Deposited**AUD\$17.35**

If payment cannot be made to the above instruction, a Direct Credit form will be forwarded to your registered address and your dividend entitlement shown above will be held as a non-interest bearing deposit until your new direct credit instructions are received.



Vanguard®

ABN 72 072 881 086. AFS License 227263. Vanguard All World (ex US) Shares Index

Computershare

All correspondence to: Computershare Investor Services Pty Limited GPO Box 2975 Melbourne Victoria 3001 Australia Enquiries (within Australia) 1300 757 905 (outside Australia) 61 3 9415 4813 Facsimile 1-300-534-987 www.computershare.com

013011 036 VEU



HOLMES INVESTMENTS SUPER FUND 5 SONOMA CT CASHMERE QLD 4500

Holder Account Number Co.ID

HIN WITHHELD VEU

3 March 2022

2021 US Annual Withholding Tax Statement Vanguard All World (ex US) Shares Index

Below is your Annual Withholding Tax Statement for the dividends declared during the 2021 calendar year for the Fund named above. Computershare Inc, as US Withholding Agent, is required to send this Withholding Tax Statement under Regulations of the Internal Revenue Service (IRS) of the United States of America (US). In some circumstances the withholding tax rate applied is 30% being the maximum non treaty rate. If your country has a tax treaty with the US you may be able to claim a lower withholding tax rate in future by completing an IRS Form W-8BEN for individuals or Form W-8BEN-E for entities. You can download a Form by accessing Computershare website: www-au.computershare.com/Investor/Company - enter the appropriate Fund name, select 'all printable forms' and scroll down to USA Tax Forms.

All monetary amounts are expressed in US Dollars and have been rounded off to the nearest whole dollar.

Amended Amendment No. 2103375053 Unique form identifier OMB No. 1545-0096

Form 1042-S - Foreign Person's U.S. Source Income Subject to Withholding 2021

Information about Form 1042-S and its separate instructions is at www.irs.gov/form1042s.

Form 1042-S table with fields for income, tax withheld, recipient information, and withholding agent details.

For Privacy Act and Paperwork Reduction Act Notice, see instructions.

Form 1042-S (2021) Copy B - For Recipient

The information on this form is being furnished to the Internal Revenue Service. Department of the Treasury - Internal Revenue Service

21VEU

U.S. Income Tax Filing Requirements

Generally, every nonresident alien individual, nonresident alien fiduciary, and foreign corporation with United States income, including income that is effectively connected with the conduct of a trade or business in the United States, must file a United States income tax return. However, no return is required to be filed by a nonresident alien individual, nonresident alien fiduciary, or foreign corporation if such person was not engaged in a trade or business in the United States at any time during the tax year and if the tax liability of such person was fully satisfied by the withholding of United States tax at the source. Corporations file Form 1120-F; all others file Form 1040NR (or Form 1040NR-EZ if eligible). You may get the return forms and instructions at any United States Embassy or consulate or by writing to: Internal Revenue Service, 1201 N. Mitsubishi Motorway, Bloomington, IL 61705-6613.

En règle générale, tout étranger non-résident, tout organisme fidéicommissaire étranger non-résident et toute société étrangère percevant un revenu aux Etats-Unis, y compris tout revenu dérivé, en fait, du fonctionnement d'un commerce ou d'une affaire aux Etats-Unis, doit produire une déclaration d'impôt sur le revenu auprès des services fiscaux des Etats-Unis. Cependant aucune déclaration d'impôt sur le revenu n'est exigée d'un étranger non-résident, d'un organisme fidéicommissaire étranger non-résident, ou d'une société étrangère s'ils n'ont pris part à aucun commerce ou affaire aux Etats-Unis à aucun moment pendant l'année fiscale et si les impôts dont ils sont redevables, ont été entièrement acquittés par une retenue à la source sur leur salaire. Les sociétés doivent faire leur déclaration d'impôt en remplissant le formulaire 1120-F; tous les autres redevables doivent remplir le formulaire 1040NR (ou 1040NR-EZ s'ils en remplissent les conditions). On peut se procurer les formulaires de déclarations d'impôts et les instructions y afférentes dans toutes les Ambassades et tous les Consultats des Etats-Unis. L'on peut également s'adresser pour tout renseignement à: Internal Revenue Service, 1201 N. Mitsubishi Motorway, Bloomington, IL 61705-6613.

Por regla general, todo extranjero no residente, todo organismo fideicomisario extranjero no residente y toda sociedad anónima extranjera que reciba ingresos en los Estados Unidos, incluyendo ingresos relacionados con la conducción de un negocio o comercio dentro de los Estados Unidos, deberá presentar una declaración estadounidense de impuestos sobre el ingreso. Sin embargo, no se requiere declaración alguna a un individuo extranjero, una sociedad anónima extranjera u organismo fideicomisario extranjero no residente, si tal persona no ha efectuado comercio o negocio en los Estados Unidos durante el año fiscal y si la responsabilidad con los impuestos de tal persona ha sido satisfecha plenamente mediante retención del impuesto de los Estados Unidos en la fuente. Las sociedades anónimas envían el Formulario 1120-F; todos los demás contribuyentes envían el Formulario 1040NR (o el Formulario 1040NR-EZ si les corresponde). Se podrá obtener formularios e instrucciones en cualquier Embajada o Consulado de los Estados Unidos o escribiendo directamente a: Internal Revenue Service, 1201 N. Mitsubishi Motorway, Bloomington, IL 61705-6613.

Im allgemeinen muss jede ausländische Einzelperson, jeder ausländische Bevollmächtigte und jede ausländische Gesellschaft mit Einkommen in den Vereinigten Staaten, einschliesslich des Einkommens, welches direkt mit der Ausübung von Handel oder Gewerbe innerhalb der Staaten verbunden ist, eine Einkommensteuererklärung der Vereinigten Staaten abgeben. Eine Erklärung, muss jedoch nicht von Ausländern, ausländischen Bevollmächtigten oder ausländischen Gesellschaften in den Vereinigten Staaten eingereicht werden, falls eine solche Person während des Steuerjahres kein Gewerbe oder Handel in den Vereinigten Staaten ausgeübt hat und die Steuerschuld durch Einbehaltung der Steuern der Vereinigten Staaten durch die Einkommensquelle abgegolten ist. Gesellschaften reichen den Vordruck 1120-F ein; alle anderen reichen das Formblatt 1040NR (oder wenn passend das Formblatt 1040NR-EZ) ein. Einkommensteuererklärungen und Instruktionen können bei den Botschaften und Konsulaten der Vereinigten Staaten eingeholt werden. Um weitere Informationen wende man sich bitte an: Internal Revenue Service, 1201 N. Mitsubishi Motorway, Bloomington, IL 61705-6613.

Explanation of Codes

Box 1. Income code.

Code	Interest Income
01	Interest paid by U.S. obligors—general
02	Interest paid on real property mortgages
03	Interest paid to controlling foreign corporations
04	Interest paid by foreign corporations
05	Interest on tax-free covenant bonds
22	Interest paid on deposit with a foreign branch of a domestic corporation or partnership
29	Deposit interest
30	Original issue discount (OID)
31	Short-term OID
33	Substitute payment—interest
51	Interest paid on certain actively traded or publicly offered securities ¹
54	Substitute payments—interest from certain actively traded or publicly offered securities ¹

Dividend Income

06	Dividends paid by U.S. corporations — general
07	Dividends qualifying for direct dividend rate
08	Dividends paid by foreign corporations
34	Substitute payment — dividends
40	Other dividend equivalents under IRC section 871(m) (formerly 871(l))
52	Dividends paid on certain actively traded or publicly offered securities ¹
53	Substitute payments-dividends from certain actively traded or publicly offered securities ¹

Other Income

09	Capital gains
10	Industrial royalties
11	Motion picture or television copyright royalties
12	Other royalties (e.g., copyright, software, broadcasting, endorsement payments)
13	Royalties paid on certain publicly offered securities ¹
14	Real property income and natural resources royalties
15	Pensions, annuities, alimony, and/or insurance premiums
16	Scholarship or fellowship grants
17	Compensation for independent personal services ²
18	Compensation for dependent personal services ²
19	Compensation for teaching ²
20	Compensation during studying and training ²
23	Other income
24	Qualified investment entity (QIE) distributions of capital gains
25	Trust distributions subject to IRC section 1445
26	Unsevered growing crops and timber distributions by a trust subject to IRC section 1445
27	Publicly traded partnership distributions subject to IRC section 1446
28	Gambling winnings ³
32	Notional principal contract income ⁴
35	Substitute payment — other
36	Capital gains distributions
37	Return of capital
38	Eligible deferred compensation items subject to IRC section 877A(d)(1)
39	Distributions from a nongrantor trust subject to IRC section 877A(f)(1)
41	Guarantee of indebtedness
42	Earnings as an artist or athlete — no central withholding agreement ⁵
43	Earnings as an artist or athlete — central withholding agreement ⁵
44	Specified Federal procurement payments
50	Income previously reported under escrow procedure ⁶
55	Taxable death benefits on life insurance contracts

Boxes 3a and 4a. Exemption code (applies if the tax rate entered in boxes 3b and 4b is 00.00).

Code Authority for Exemption

Chapter 3

01 Effectively connected income

02	Exempt under IRC ⁷
03	Income is not from U.S. sources
04	Exempt under tax treaty
05	Portfolio interest exempt under IRC
06	QI that assumes primary withholding responsibility
07	WFP or WFT
08	U.S. branch treated as U.S. Person
09	Territory FI treated as U.S. Person
10	QI represents that income is exempt
11	QSL that assumes primary withholding responsibility
12	Payee subjected to chapter 4 withholding
22	QDD that assumes primary withholding responsibility
23	Exempt under Section 897(l)
24	Exempt under Section 892

Chapter 4

13	Grandfathered payment
14	Effectively connected income
15	Payee not subject to chapter 4 withholding
16	Excluded nonfinancial payment
17	Foreign Entity that assumes primary withholding responsibility
18	U.S. Payees—of participating FFI or registered deemed-compliant FFI
19	Exempt from withholding under IGA ⁸
20	Dormant account ⁹
21	Other—payment not subject to chapter 4 withholding

Boxes 12b, 12c, 13f, 13g, 15b, 15c, 16d, and 16e. Withholding Agent, Recipient, Intermediary, and Payer Chapter 3 and Chapter 4 Status Codes

Code	Type of Recipient, Withholding Agent, Payer, or Intermediary
Chapter 3 Status Codes	
03	Territory FI — treated as U.S. Person
04	Territory FI — not treated as U.S. Person
05	U.S. branch — treated as U.S. Person
06	U.S. branch — not treated as U.S. Person
07	U.S. branch — ECI presumption applied
08	Partnership other than Withholding Foreign Partnership
09	Withholding Foreign Partnership
10	Trust other than Withholding Foreign Trust
11	Withholding Foreign Trust
12	Qualified Intermediary
13	Qualified Securities Lender—Qualified Intermediary
14	Qualified Securities Lender— Other
15	Corporation
16	Individual
17	Estate
18	Private Foundation
19	International Organization
20	Tax Exempt Organization (Section 501(c) entities)
21	Unknown Recipient
22	Artist or Athlete
23	Pension
24	Foreign Central Bank of Issue
25	Nonqualified Intermediary
26	Hybrid entity making Treaty Claim
34	U.S. Withholding Agent — Foreign Branch of FI
35	Qualified Derivatives Dealer
36	Foreign Government — Integral part
37	Foreign Government — Controlled Entity
Pool Reporting Codes¹⁰	
27	Withholding Rate Pool — General
28	Withholding Rate Pool — Exempt Organization
29	PAI Withholding Rate Pool — General
30	PAI Withholding Rate Pool — Exempt Organization
31	Agency Withholding Rate Pool — General
32	Agency Withholding Rate Pool — Exempt Organization
Chapter 4 Status Codes	
01	U.S. Withholding Agent — FI
02	U.S. Withholding Agent — Other
03	Territory FI — not treated as U.S. Person

04	Territory FI — treated as U.S. Person
05	Participating FFI — Other
06	Participating FFI — Reporting Model 2 FFI
07	Registered Deemed-Compliant FFI — Reporting Model 1 FFI
08	Registered Deemed-Compliant FFI — Sponsored Entity
09	Registered Deemed-Compliant FFI — Other
10	Certified Deemed-Compliant FFI — Other
11	Certified Deemed-Compliant FFI — FFI with Low Value Accounts
12	Certified Deemed-Compliant FFI — Non-Registering Local Bank
13	Certified Deemed-Compliant FFI — Sponsored Entity
14	Certified Deemed-Compliant FFI — Investment Advisor or Investment Manager
15	Nonparticipating FFI
16	Owner-Documented FFI
17	U.S. Branch — treated as U.S. Person
18	U.S. Branch — not treated as U.S. Person (reporting under Section 1471)
19	Passive NFFE identifying Substantial U.S. Owners
20	Passive NFFE with no Substantial U.S. Owners
21	Publicly Traded NFFE or Affiliate of Publicly Traded NFFE
22	Active NFFE
23	Individual
24	Section 501(c) Entities
25	Excepted Territory NFFE
26	Excepted NFFE — Other
27	Exempt Beneficial Owner
28	Entity Wholly Owned by Exempt Beneficial Owners
29	Unknown Recipient
30	Recalcitrant Account Holder
31	Nonreporting IGA FFI
32	Direct reporting NFFE
33	U.S. reportable account
34	Non-consenting U.S. account
35	Sponsored direct reporting NFFE
36	Excepted Inter-affiliate FFI
37	Undocumented Preexisting Obligation
38	U.S. Branch — ECI presumption applied
39	Account Holder of Excluded Financial Account ¹¹
40	Passive NFFE reported by FFI ¹²
41	NFFE subject to 1472 withholding
50	U.S. Withholding Agent — Foreign Branch of FI
Pool Reporting Codes	
42	Recalcitrant Pool — No U.S. Indicia
43	Recalcitrant Pool — U.S. Indicia
44	Recalcitrant Pool — Dormant Account
45	Recalcitrant Pool — U.S. Persons
46	Recalcitrant Pool — Passive NFFEs
47	Nonparticipating FFI Pool
48	U.S. Payees Pool
49	QI-Recalcitrant Pool—General ¹³

Box 13j. LOB Code (enter the code that best describes the applicable limitation on benefits (LOB) category that qualifies the taxpayer for the requested treaty benefits).

LOB Code	LOB Treaty Category
02	Government - contracting state/political subdivision/local authority
03	Tax exempt pension trust/Pension fund
04	Tax exempt/Charitable organization
05	Publicly-traded corporation
06	Subsidiary of publicly-traded corporation
07	Company that meets the ownership and base erosion test
08	Company that meets the derivative benefits test
09	Company with an item of income that meets the active trade or business test
10	Discretionary determination
11	Other

1 This code should only be used if the income paid is described in Regulations section 1.1441-6(c)(2) and withholding agent has reduced the rate of withholding under an income tax treaty without the recipient providing a U.S. or foreign TIN.

2 If compensation that otherwise would be covered under Income Codes 17 through 20 is directly attributable to the recipient's occupation as an artist or athlete, use Income Code 42 or 43 instead.

3 Subject to 30% withholding rate unless the recipient is from one of the treaty countries listed under *Gambling winnings* (Income Code 28) in Pub. 515.

4 Use appropriate Interest Income Code for embedded interest in a notional principal contract.

5 Income Code 43 should only be used if Letter 4492, Venue Notification, has been issued by the Internal Revenue Service (otherwise use Income Code 42 for earnings as an artist or athlete). If Income Code 42 or 43 is used, Recipient Code 22 (artist or athlete) should be used instead of Recipient Code 16 (individual), 15 (corporation), or 08 (partnership other than withholding foreign partnership).

6 Use only to report gross income the tax for which is being deposited in the current year because such tax was previously escrowed for chapters 3 and 4 and the withholding agent previously reported the gross income in a prior year and checked the box to report the tax as not deposited under the escrow procedure. See the instructions to this form for further explanation.

7 This code should only be used if no other specific chapter 3 exemption code applies.

8 Use only to report a U.S. reportable account or non-consenting U.S. account that is receiving a payment subject to chapter 3 withholding.

9 Use only if applying the escrow procedure for dormant accounts under Regulations section 1.1471-4(b)(6). If tax was withheld and deposited under chapter 3, do not check box 7b ("tax not deposited with IRS pursuant to escrow procedure"). You must instead enter "3" in box 3 and complete box 3b.

10 Codes 27 through 33 should only be used by a QI (including a QI acting as a QDD), QSL, WP, or WT. Codes 36 through 38 should only be used by a QI acting as a QDD.

11 This code should only be used if income is paid to an account that is excluded from the definition of financial account under Regulations section 1.1471-5(b)(2) or under Annex II of the applicable Model 1 IGA or Model 2 IGA.

12 This code should only be used when the withholding agent has received a certification on the FFI withholding statement of a participating FFI or registered deemed compliant FFI that maintains the account that the FFI has reported the account held by the passive NFFE as a U.S. account (or U.S. reportable account) under its FATCA requirements. The withholding agent must report the name and GIN of such FFI in boxes 15d and 15e.

13 This code should only be used by a withholding agent that is reporting a payment (or portion of a payment) made to a QI with respect to the QI's recalcitrant account holders.

F 011340 000 VEU



HOLMES INVESTMENTS QLD PTY LTD
<HOLMES INVESTMENTS S/F A/C>
5 SONOMA CT
CASHMERE QLD 4500

Holder Identification Number (HIN)**HIN WITHHELD**

ASX Code	VEU
TFN/ABN Status	Not Required
Record Date	22 December 2021
Payment Date	21 January 2022

Vanguard All-World ex-US Shares Index ETF
Dividend Payment for the Period Ending 31 December 2021
Direct Credit Advice

Class Description	Rate Per Security	Securities Held	Total Dividend (US\$)
ETF	\$0.8454	41	\$34.66

Gross Amount (US\$):	\$34.66
Non-resident withholding tax (US\$):	\$5.20
NET PAYMENT (US\$):	\$29.46
NET PAYMENT (AUD\$):	\$40.64

Currency Conversion Rate
1 US\$ = AUD\$1.379596

A withholding tax of 15% has been applied to the dividend payment.

Note: You should retain this statement to assist you in preparing your tax return. Please keep this in a safe place as a charge may be levied for a replacement. If you require a payment to be re-issued, you may be charged an administrative fee which will be deducted from your payment. Fees are applicable to certain types of payments valued at over \$100 AUD.

For additional information regarding the dividend, including estimated tax components and Fund Payment information, please visit the Announcements section of the Vanguard Investments Australia web page www.vanguard.com.au/etf

Your Payment Instruction

Bank: COMMONWEALTH BANK OF AUSTRALIA
BSB: 067-167
ACC: XXXXXX68

Amount Deposited**AUD\$40.64**

If payment cannot be made to the above instruction, a Direct Credit form will be forwarded to your registered address and your dividend entitlement shown above will be held as a non-interest bearing deposit until your new direct credit instructions are received.

F 011623 000 VEU



HOLMES INVESTMENTS QLD PTY LTD
<HOLMES INVESTMENTS S/F A/C>
5 SONOMA CT
CASHMERE QLD 4500

Holder Identification Number (HIN)**HIN WITHHELD**

ASX Code	VEU
TFN/ABN Status	Not Required
Record Date	23 March 2022
Payment Date	21 April 2022

Vanguard All-World ex-US Shares Index ETF
Dividend Payment for the Period Ending 31 March 2022
Direct Credit Advice

Class Description	Rate Per Security	Securities Held	Total Dividend (US\$)
ETF	\$0.1060	41	\$4.35

Gross Amount (US\$):	\$4.35
Non-resident withholding tax (US\$):	\$0.65
NET PAYMENT (US\$):	\$3.70
NET PAYMENT (AUD\$):	\$4.94

Currency Conversion Rate
1 US\$ = AUD\$1.336184

A withholding tax of 15% has been applied to the dividend payment.

Note: You should retain this statement to assist you in preparing your tax return. Please keep this in a safe place as a charge may be levied for a replacement. If you require a payment to be re-issued, you may be charged an administrative fee which will be deducted from your payment. Fees are applicable to certain types of payments valued at over \$100 AUD.

For additional information regarding the dividend, including estimated tax components and Fund Payment information, please visit the Announcements section of the Vanguard Investments Australia web page www.vanguard.com.au/etf

Your Payment Instruction

Bank: COMMONWEALTH BANK OF AUSTRALIA
BSB: 067-167
ACC: XXXXXX68

Amount Deposited**AUD\$4.94**

If payment cannot be made to the above instruction, a Direct Credit form will be forwarded to your registered address and your dividend entitlement shown above will be held as a non-interest bearing deposit until your new direct credit instructions are received.

F 010225 000 VEU



HOLMES INVESTMENTS QLD PTY LTD
<HOLMES INVESTMENTS S/F A/C>
5 SONOMA CT
CASHMERE QLD 4500

Holder Identification Number (HIN)**HIN WITHHELD**

ASX Code	VEU
TFN/ABN Status	Not Required
Record Date	23 June 2021
Payment Date	20 July 2021

Vanguard All-World ex-US Shares Index ETF
Dividend Payment for the Period Ending 30 June 2021
Direct Credit Advice

Class Description	Rate Per Security	Securities Held	Total Dividend (US\$)
ETF	\$0.5075	41	\$20.81

Gross Amount (US\$):	\$20.81
Non-resident withholding tax (US\$):	\$3.12
NET PAYMENT (US\$):	\$17.69
NET PAYMENT (AUD\$):	\$23.67

Currency Conversion Rate
1 US\$ = AUD\$1.337793

A withholding tax of 15% has been applied to the dividend payment.

Note: You should retain this statement to assist you in preparing your tax return. Please keep this in a safe place as a charge may be levied for a replacement. If you require your payment to be re-issued, you may be charged an administrative fee which will be deducted from your payment. Fees are applicable to certain types of payments valued at over \$100 AUD.

For additional information regarding the dividend, including estimated tax components and Fund Payment information, please visit the Announcements section of the Vanguard Investments Australia web page www.vanguard.com.au/etf

Your Payment Instruction

Bank: COMMONWEALTH BANK OF AUSTRALIA
BSB: 067-167
ACC: XXXXXX68

Amount Deposited**AUD\$23.67**

If payment cannot be made to the above instruction, a Direct Credit form will be forwarded to your registered address and your dividend entitlement shown above will be held as a non-interest bearing deposit until your new direct credit instructions are received.



Vanguard®

ABN 72 072 881 086. AFS License 227263.
Vanguard All World (ex US) Shares Index

Computershare

All correspondence to:
Computershare Investor Services Pty Limited
GPO Box 2975 Melbourne
Victoria 3001 Australia
Enquiries (within Australia) 1300 757 905
(outside Australia) 61 3 9415 4813
Facsimile 1-300-534-987
www.computershare.com

013011 036 VEU



HOLMES INVESTMENTS SUPER FUND
5 SONOMA CT
CASHMERE QLD 4500

Holder Account Number Co.ID

HIN WITHHELD VEU

3 March 2022

2021 US Annual Withholding Tax Statement Vanguard All World (ex US) Shares Index

Below is your Annual Withholding Tax Statement for the dividends declared during the 2021 calendar year for the Fund named above. Computershare Inc, as US Withholding Agent, is required to send this Withholding Tax Statement under Regulations of the Internal Revenue Service (IRS) of the United States of America (US). In some circumstances the withholding tax rate applied is 30% being the maximum non treaty rate. If your country has a tax treaty with the US you may be able to claim a lower withholding tax rate in future by completing an IRS Form W-8BEN for individuals or Form W-8BEN-E for entities. You can download a Form by accessing Computershare website: www-au.computershare.com/Investor/Company – enter the appropriate Fund name, select 'all printable forms' and scroll down to USA Tax Forms.

All monetary amounts are expressed in US Dollars and have been rounded off to the nearest whole dollar.

Amended Amendment No. 2103375053 Unique form identifier OMB No. 1545-0096

Form 1042-S - Foreign Person's U.S. Source Income Subject to Withholding 2021

Information about Form 1042-S and its separate instructions is at www.irs.gov/form1042s.

1 Income code 52	2 Gross income 77.00	3 Chapter indicator. Enter "3" or "4" <input checked="" type="checkbox"/> 3	3a Exemption code 00	4a Exemption code 15	13e Recipient's U.S. TIN, if any
5 Withholding allowance		3b Tax rate 15.00	4b Tax rate	13f Ch. 3 status code 10	13g Ch. 4 status code 31
6 Net income	7a Federal tax withheld 12.00	7b Check if tax not deposited with IRS pursuant to escrow procedure <input type="checkbox"/>	7c Check if withholding occurred in subsequent year with respect to a partnership interest <input type="checkbox"/>	13h Recipient's GIIN	13i Recipient's foreign tax identification number, if any
8 Tax withheld by other agents 0	9 Overwithheld tax repaid to recipient pursuant to adjustment procedures (see instructions) 0	10 Total withholding credit (combine 7a, 8 and 9) 12.00		13j LOB code 03	13k Recipient's date of birth
11 Tax paid by withholding agent (amounts not withheld) (see instructions)	12a Withholding agent's EIN 04-3575514	12b Ch. 3 status code 15	12c Ch. 4 status code 01	13l Recipient's account number HIN WITHHELD	13m Recipient's date of birth
12d Withholding agent's name Computershare	12e Withholding agent's Global Intermediary Identification Number (GIIN)	12f Country code		12g Foreign taxpayer identification number, if any	14a Primary Withholding Agent's Name (if applicable)
12h Address (number and street) PO BOX 43078	12i City or town, state or province, country, ZIP or foreign postal code PROVIDENCE RI 02940-3078	12j Country code		12k Foreign tax identification number, if any	14b Primary Withholding Agent's EIN
13a Recipient's name HOLMES INVESTMENTS SUPER FUND	13b Recipient's country code AS	12l Address (number and street) 5 SONOMA CT		12m City or town, state or province, country, ZIP or foreign postal code CASHMERE QLD 4500 AUSTRALIA	14c Check if pro-rata basis reporting <input type="checkbox"/>
13c Address (number and street) 5 SONOMA CT	13d City or town, state or province, country, ZIP or foreign postal code CASHMERE QLD 4500 AUSTRALIA	12n Address (number and street) YARRA FALLS 452 JOHNSTON STREET		12o City or town, state or province, country, ZIP or foreign postal code ABBOTSFORD VIC 3067 AUSTRALIA	14d Intermediary or flow-through entity's EIN, if any
13e City or town, state or province, country, ZIP or foreign postal code CASHMERE QLD 4500 AUSTRALIA		12p Address (number and street) 5 SONOMA CT		12q City or town, state or province, country, ZIP or foreign postal code CASHMERE QLD 4500 AUSTRALIA	14e Ch. 3 status code 25
13f City or town, state or province, country, ZIP or foreign postal code CASHMERE QLD 4500 AUSTRALIA		12r Address (number and street) 5 SONOMA CT		12s City or town, state or province, country, ZIP or foreign postal code CASHMERE QLD 4500 AUSTRALIA	14f Ch. 4 status code 22
13g City or town, state or province, country, ZIP or foreign postal code CASHMERE QLD 4500 AUSTRALIA		12t Address (number and street) 5 SONOMA CT		12u City or town, state or province, country, ZIP or foreign postal code CASHMERE QLD 4500 AUSTRALIA	14g Intermediary or flow-through entity's name COMPUTERSHARE INVESTOR SERVICES PTY LTD
13h City or town, state or province, country, ZIP or foreign postal code CASHMERE QLD 4500 AUSTRALIA		12v Address (number and street) 5 SONOMA CT		12w City or town, state or province, country, ZIP or foreign postal code CASHMERE QLD 4500 AUSTRALIA	14h Intermediary or flow-through entity's GIIN
13i City or town, state or province, country, ZIP or foreign postal code CASHMERE QLD 4500 AUSTRALIA		12x Address (number and street) 5 SONOMA CT		12y City or town, state or province, country, ZIP or foreign postal code CASHMERE QLD 4500 AUSTRALIA	14i Payer's name VANGUARD ALL WORLD (EX US) SHARES INDEX
13j City or town, state or province, country, ZIP or foreign postal code CASHMERE QLD 4500 AUSTRALIA		12z Address (number and street) 5 SONOMA CT		12aa City or town, state or province, country, ZIP or foreign postal code CASHMERE QLD 4500 AUSTRALIA	14j Payer's TIN 20-8141118
13k City or town, state or province, country, ZIP or foreign postal code CASHMERE QLD 4500 AUSTRALIA		12aa Address (number and street) 5 SONOMA CT		12ab City or town, state or province, country, ZIP or foreign postal code CASHMERE QLD 4500 AUSTRALIA	14k Payer's GIIN
13l City or town, state or province, country, ZIP or foreign postal code CASHMERE QLD 4500 AUSTRALIA		12ab Address (number and street) 5 SONOMA CT		12ac City or town, state or province, country, ZIP or foreign postal code CASHMERE QLD 4500 AUSTRALIA	14l Ch. 3 status code
13m City or town, state or province, country, ZIP or foreign postal code CASHMERE QLD 4500 AUSTRALIA		12ac Address (number and street) 5 SONOMA CT		12ad City or town, state or province, country, ZIP or foreign postal code CASHMERE QLD 4500 AUSTRALIA	14m Ch. 4 status code
13n City or town, state or province, country, ZIP or foreign postal code CASHMERE QLD 4500 AUSTRALIA		12ad Address (number and street) 5 SONOMA CT		12ae City or town, state or province, country, ZIP or foreign postal code CASHMERE QLD 4500 AUSTRALIA	14n State income tax withheld
13o City or town, state or province, country, ZIP or foreign postal code CASHMERE QLD 4500 AUSTRALIA		12ae Address (number and street) 5 SONOMA CT		12af City or town, state or province, country, ZIP or foreign postal code CASHMERE QLD 4500 AUSTRALIA	14o Payer's state tax no.
13p City or town, state or province, country, ZIP or foreign postal code CASHMERE QLD 4500 AUSTRALIA		12af Address (number and street) 5 SONOMA CT		12ag City or town, state or province, country, ZIP or foreign postal code CASHMERE QLD 4500 AUSTRALIA	14p Name of state

For Privacy Act and Paperwork Reduction Act Notice, see instructions.

Form 1042-S (2021)
Copy B - For Recipient

The information on this form is being furnished to the Internal Revenue Service.
Department of the Treasury - Internal Revenue Service

21VEU

U.S. Income Tax Filing Requirements

Generally, every nonresident alien individual, nonresident alien fiduciary, and foreign corporation with United States income, including income that is effectively connected with the conduct of a trade or business in the United States, must file a United States income tax return. However, no return is required to be filed by a nonresident alien individual, nonresident alien fiduciary, or foreign corporation if such person was not engaged in a trade or business in the United States at any time during the tax year and if the tax liability of such person was fully satisfied by the withholding of United States tax at the source. Corporations file Form 1120-F; all others file Form 1040NR (or Form 1040NR-EZ if eligible). You may get the return forms and instructions at any United States Embassy or consulate or by writing to: Internal Revenue Service, 1201 N. Mitsubishi Motorway, Bloomington, IL 61705-6613.

En règle générale, tout étranger non-résident, tout organisme fidéicommissaire étranger non-résident et toute société étrangère percevant un revenu aux Etats-Unis, y compris tout revenu dérivé, en fait, du fonctionnement d'un commerce ou d'une affaire aux Etats-Unis, doit produire une déclaration d'impôt sur le revenu auprès des services fiscaux des Etats-Unis. Cependant aucune déclaration d'impôt sur le revenu n'est exigée d'un étranger non-résident, d'un organisme fidéicommissaire étranger non-résident, ou d'une société étrangère s'ils n'ont pris part à aucun commerce ou affaire aux Etats-Unis à aucun moment pendant l'année fiscale et si les impôts dont ils sont redevables, ont été entièrement acquittés par une retenue à la source sur leur salaire. Les sociétés doivent faire leur déclaration d'impôt en remplissant le formulaire 1120-F; tous les autres redevables doivent remplir le formulaire 1040NR (ou 1040NR-EZ s'ils en remplissent les conditions). On peut se procurer les formulaires de déclarations d'impôts et les instructions y afférentes dans toutes les Ambassades et tous les Consulsats des Etats-Unis. L'on peut également s'adresser pour tout renseignement à: Internal Revenue Service, 1201 N. Mitsubishi Motorway, Bloomington, IL 61705-6613.

Por regla general, todo extranjero no residente, todo organismo fideicomisario extranjero no residente y toda sociedad anónima extranjera que reciba ingresos en los Estados Unidos, incluyendo ingresos relacionados con la conducción de un negocio o comercio dentro de los Estados Unidos, deberá presentar una declaración estadounidense de impuestos sobre el ingreso. Sin embargo, no se requiere declaración alguna a un individuo extranjero, una sociedad anónima extranjera u organismo fideicomisario extranjero no residente, si tal persona no ha efectuado comercio o negocio en los Estados Unidos durante el año fiscal y si la responsabilidad con los impuestos de tal persona ha sido satisfecha plenamente mediante retención del impuesto de los Estados Unidos en la fuente. Las sociedades anónimas envían el Formulario 1120-F; todos los demás contribuyentes envían el Formulario 1040NR (o el Formulario 1040NR-EZ si les corresponde). Se podrá obtener formularios e instrucciones en cualquier Embajada o Consulado de los Estados Unidos o escribiendo directamente a: Internal Revenue Service, 1201 N. Mitsubishi Motorway, Bloomington, IL 61705-6613.

Im allgemeinen muss jede ausländische Einzelperson, jeder ausländische Bevollmächtigte und jede ausländische Gesellschaft mit Einkommen in den Vereinigten Staaten, einschliesslich des Einkommens, welches direkt mit der Ausübung von Handel oder Gewerbe innerhalb der Staaten verbunden ist, eine Einkommensteuererklärung der Vereinigten Staaten abgeben. Eine Erklärung, muss jedoch nicht von Ausländern, ausländischen Bevollmächtigten oder ausländischen Gesellschaften in den Vereinigten Staaten eingereicht werden, falls eine solche Person während des Steuerjahres kein Gewerbe oder Handel in den Vereinigten Staaten ausgeübt hat und die Steuerschuld durch Einbehaltung der Steuern der Vereinigten Staaten durch die Einkommensquelle abgegolten ist. Gesellschaften reichen den Vordruck 1120-F ein; alle anderen reichen das Formblatt 1040NR (oder wenn passend das Formblatt 1040NR-EZ) ein. Einkommensteuererklärungen und Instruktionen können bei den Botschaften und Konsulaten der Vereinigten Staaten eingeholt werden. Um weitere Informationen wende man sich bitte an: Internal Revenue Service, 1201 N. Mitsubishi Motorway, Bloomington, IL 61705-6613.

Explanation of Codes

Box 1. Income code.

Code	Interest Income
01	Interest paid by U.S. obligors—general
02	Interest paid on real property mortgages
03	Interest paid to controlling foreign corporations
04	Interest paid by foreign corporations
05	Interest on tax-free covenant bonds
22	Interest paid on deposit with a foreign branch of a domestic corporation or partnership
29	Deposit interest
30	Original issue discount (OID)
31	Short-term OID
33	Substitute payment—interest
51	Interest paid on certain actively traded or publicly offered securities ¹
54	Substitute payments—interest from certain actively traded or publicly offered securities ¹

Dividend Income

06	Dividends paid by U.S. corporations — general
07	Dividends qualifying for direct dividend rate
08	Dividends paid by foreign corporations
34	Substitute payment — dividends
40	Other dividend equivalents under IRC section 871(m) (formerly 871(l))
52	Dividends paid on certain actively traded or publicly offered securities ¹
53	Substitute payments-dividends from certain actively traded or publicly offered securities ¹

Other Income

09	Capital gains
10	Industrial royalties
11	Motion picture or television copyright royalties
12	Other royalties (e.g., copyright, software, broadcasting, endorsement payments)
13	Royalties paid on certain publicly offered securities ¹
14	Real property income and natural resources royalties
15	Pensions, annuities, alimony, and/or insurance premiums
16	Scholarship or fellowship grants
17	Compensation for independent personal services ²
18	Compensation for dependent personal services ²
19	Compensation for teaching ²
20	Compensation during studying and training ²
23	Other income
24	Qualified investment entity (QIE) distributions of capital gains
25	Trust distributions subject to IRC section 1445
26	Unsevered growing crops and timber distributions by a trust subject to IRC section 1445
27	Publicly traded partnership distributions subject to IRC section 1446
28	Gambling winnings ³
32	Notional principal contract income ⁴
35	Substitute payment — other
36	Capital gains distributions
37	Return of capital
38	Eligible deferred compensation items subject to IRC section 877A(d)(1)
39	Distributions from a nongrantor trust subject to IRC section 877A(f)(1)
41	Guarantee of indebtedness
42	Earnings as an artist or athlete — no central withholding agreement ⁵
43	Earnings as an artist or athlete — central withholding agreement ⁵
44	Specified Federal procurement payments
50	Income previously reported under escrow procedure ⁶
55	Taxable death benefits on life insurance contracts

Boxes 3a and 4a. Exemption code (applies if the tax rate entered in boxes 3b and 4b is 00.00).

Code Authority for Exemption

Chapter 3

01 Effectively connected income

02	Exempt under IRC ⁷
03	Income is not from U.S. sources
04	Exempt under tax treaty
05	Portfolio interest exempt under IRC
06	QI that assumes primary withholding responsibility
07	WFP or WFT
08	U.S. branch treated as U.S. Person
09	Territory FI treated as U.S. Person
10	QI represents that income is exempt
11	QSL that assumes primary withholding responsibility
12	Payee subjected to chapter 4 withholding
22	QDD that assumes primary withholding responsibility
23	Exempt under Section 897(l)
24	Exempt under Section 892

Chapter 4

13	Grandfathered payment
14	Effectively connected income
15	Payee not subject to chapter 4 withholding
16	Excluded nonfinancial payment
17	Foreign Entity that assumes primary withholding responsibility
18	U.S. Payees—of participating FFI or registered deemed-compliant FFI
19	Exempt from withholding under IGA ⁸
20	Dormant account ⁹
21	Other—payment not subject to chapter 4 withholding

Chapter 3 Status Codes

Code	Type of Recipient, Withholding Agent, Payer, or Intermediary
03	Territory FI — treated as U.S. Person
04	Territory FI — not treated as U.S. Person
05	U.S. branch — treated as U.S. Person
06	U.S. branch — not treated as U.S. Person
07	U.S. branch — ECI presumption applied
08	Partnership other than Withholding Foreign Partnership
09	Withholding Foreign Partnership
10	Trust other than Withholding Foreign Trust
11	Withholding Foreign Trust
12	Qualified Intermediary
13	Qualified Securities Lender—Qualified Intermediary
14	Qualified Securities Lender— Other
15	Corporation
16	Individual
17	Estate
18	Private Foundation
19	International Organization
20	Tax Exempt Organization (Section 501(c) entities)
21	Unknown Recipient
22	Artist or Athlete
23	Pension
24	Foreign Central Bank of Issue
25	Nonqualified Intermediary
26	Hybrid entity making Treaty Claim
34	U.S. Withholding Agent — Foreign Branch of FI
35	Qualified Derivatives Dealer
36	Foreign Government — Integral part
37	Foreign Government — Controlled Entity

Chapter 4 Status Codes

27	Withholding Rate Pool — General
28	Withholding Rate Pool — Exempt Organization
29	PAI Withholding Rate Pool — General
30	PAI Withholding Rate Pool — Exempt Organization
31	Agency Withholding Rate Pool — General
32	Agency Withholding Rate Pool — Exempt Organization

Chapter 4 Status Codes

01	U.S. Withholding Agent — FI
02	U.S. Withholding Agent — Other
03	Territory FI — not treated as U.S. Person

04	Territory FI — treated as U.S. Person
05	Participating FFI — Other
06	Participating FFI — Reporting Model 2 FFI
07	Registered Deemed-Compliant FFI — Reporting Model 1 FFI
08	Registered Deemed-Compliant FFI — Sponsored Entity
09	Registered Deemed-Compliant FFI — Other
10	Certified Deemed-Compliant FFI — Other
11	Certified Deemed-Compliant FFI — FFI with Low Value Accounts
12	Certified Deemed-Compliant FFI — Non-Registering Local Bank
13	Certified Deemed-Compliant FFI — Sponsored Entity
14	Certified Deemed-Compliant FFI — Investment Advisor or Investment Manager
15	Nonparticipating FFI
16	Owner-Documented FFI
17	U.S. Branch — treated as U.S. Person
18	U.S. Branch — not treated as U.S. Person (reporting under Section 1471)
19	Passive NFFE identifying Substantial U.S. Owners
20	Passive NFFE with no Substantial U.S. Owners
21	Publicly Traded NFFE or Affiliate of Publicly Traded NFFE
22	Active NFFE
23	Individual
24	Section 501(c) Entities
25	Excepted Territory NFFE
26	Excepted NFFE — Other
27	Exempt Beneficial Owner
28	Entity Wholly Owned by Exempt Beneficial Owners
29	Unknown Recipient
30	Recalcitrant Account Holder
31	Nonreporting IGA FFI
32	Direct reporting NFFE
33	U.S. reportable account
34	Non-consenting U.S. account
35	Sponsored direct reporting NFFE
36	Excepted Inter-affiliate FFI
37	Undocumented Preexisting Obligation
38	U.S. Branch — ECI presumption applied
39	Account Holder of Excluded Financial Account ¹¹
40	Passive NFFE reported by FFI ¹²
41	NFFE subject to 1472 withholding
50	U.S. Withholding Agent — Foreign Branch of FI

Box 13j. LOB Code (enter the code that best describes the applicable limitation on benefits (LOB) category that qualifies the taxpayer for the requested treaty benefits).

LOB Code	LOB Treaty Category
02	Government - contracting state/political subdivision/local authority
03	Tax exempt pension trust/Pension fund
04	Tax exempt/Charitable organization
05	Publicly-traded corporation
06	Subsidiary of publicly-traded corporation
07	Company that meets the ownership and base erosion test
08	Company that meets the derivative benefits test
09	Company with an item of income that meets the active trade or business test
10	Discretionary determination
11	Other

1 This code should only be used if the income paid is described in Regulations section 1.1441-6(c)(2) and withholding agent has reduced the rate of withholding under an income tax treaty without the recipient providing a U.S. or foreign TIN.

2 If compensation that otherwise would be covered under Income Codes 17 through 20 is directly attributable to the recipient's occupation as an artist or athlete, use Income Code 42 or 43 instead.

3 Subject to 30% withholding rate unless the recipient is from one of the treaty countries listed under *Gambling winnings* (Income Code 28) in Pub. 515.

4 Use appropriate Interest Income Code for embedded interest in a notional principal contract.

5 Income Code 43 should only be used if Letter 4492, Venue Notification, has been issued by the Internal Revenue Service (otherwise use Income Code 42 for earnings as an artist or athlete). If Income Code 42 or 43 is used, Recipient Code 22 (artist or athlete) should be used instead of Recipient Code 16 (individual), 15 (corporation), or 08 (partnership other than withholding foreign partnership).

6 Use only to report gross income the tax for which is being deposited in the current year because such tax was previously escrowed for chapters 3 and 4 and the withholding agent previously reported the gross income in a prior year and checked the box to report the tax as not deposited under the escrow procedure. See the instructions to this form for further explanation.

7 This code should only be used if no other specific chapter 3 exemption code applies.

8 Use only to report a U.S. reportable account or non-consenting U.S. account that is receiving a payment subject to chapter 3 withholding.

9 Use only if applying the escrow procedure for dormant accounts under Regulations section 1.1471-4(b)(6). If tax was withheld and deposited under chapter 3, do not check box 7b ("tax not deposited with IRS pursuant to escrow procedure"). You must instead enter "3" in box 3 and complete box 3b.

10 Codes 27 through 33 should only be used by a QI (including a QI acting as a QDD), QSL, WP, or WT. Codes 36 through 38 should only be used by a QI acting as a QDD.

11 This code should only be used if income is paid to an account that is excluded from the definition of financial account under Regulations section 1.1471-5(b)(2) or under Annex II of the applicable Model 1 IGA or Model 2 IGA.

12 This code should only be used when the withholding agent has received a certification on the FFI withholding statement of a participating FFI or registered deemed compliant FFI that maintains the account that the FFI has reported the account held by the passive NFFE as a U.S. account (or U.S. reportable account) under its FATCA requirements. The withholding agent must report the name and GINN of such FFI in boxes 15d and 15e.

13 This code should only be used by a withholding agent that is reporting a payment (or portion of a payment) made to a QI with respect to the QI's recalcitrant account holders.



Vanguard®

ABN 72 072 881 086. AFS License 227263. Vanguard US Total Market Shares Index ETF

Computershare

All correspondence to: Computershare Investor Services Pty Limited GPO Box 2975 Melbourne Victoria 3001 Australia Enquiries (within Australia) 1300 757 905 (outside Australia) 61 3 9415 4813 Facsimile 1-300-534-987 www.computershare.com

013011 036 VTS HOLMES INVESTMENTS SUPER FUND 5 SONOMA CT CASHMERE QLD 4500

Holder Account Number Co.ID HIN WITHHELD V T S

3 March 2022

2021 US Annual Withholding Tax Statement Vanguard US Total Market Shares Index ETF

Below is your Annual Withholding Tax Statement for the dividends declared during the 2021 calendar year for the Fund named above. Computershare Inc, as US Withholding Agent, is required to send this Withholding Tax Statement under Regulations of the Internal Revenue Service (IRS) of the United States of America (US). In some circumstances the withholding tax rate applied is 30% being the maximum non treaty rate. If your country has a tax treaty with the US you may be able to claim a lower withholding tax rate in future by completing an IRS Form W-8BEN for individuals or Form W-8BEN-E for entities. You can download a Form by accessing Computershare website: www-au.computershare.com/Investor/Company - enter the appropriate Fund name, select 'all printable forms' and scroll down to USA Tax Forms. All monetary amounts are expressed in US Dollars and have been rounded off to the nearest whole dollar.

Amended Amendment No. 2 1 0 3 4 1 6 1 0 8 Unique form identifier OMB No. 1545-0096

Form 1042-S - Foreign Person's U.S. Source Income Subject to Withholding 2021

Information about Form 1042-S and its separate instructions is at www.irs.gov/form1042s.

Form 1042-S table with fields: 1 Income code, 2 Gross income, 3 Chapter indicator, 3a Exemption code, 4a Exemption code, 13e Recipient's U.S. TIN, 13f Ch. 3 status code, 13g Ch. 4 status code, 5 Withholding allowance, 6 Net income, 7a Federal tax withheld, 7b Check if tax not deposited with IRS, 7c Check if withholding occurred in subsequent year, 8 Tax withheld by other agents, 9 Overwithheld tax repaid, 10 Total withholding credit, 11 Tax paid by withholding agent, 12a Withholding agent's EIN, 12b Ch. 3 status code, 12c Ch. 4 status code, 12d Withholding agent's name, 12e Withholding agent's GIIN, 12f Country code, 12g Foreign taxpayer identification number, 12h Address, 12i City or town, 13a Recipient's name, 13b Recipient's country code, 13c Address, 13d City or town, 13e Recipient's U.S. TIN, 13f Ch. 3 status code, 13g Ch. 4 status code, 13h Recipient's GIIN, 13i Recipient's foreign tax identification number, 13j LOB code, 13k Recipient's account number, 13l Recipient's date of birth, 14a Primary Withholding Agent's Name, 14b Primary Withholding Agent's EIN, 15 Check if pro-rata basis reporting, 15a Intermediary or flow-through entity's EIN, 15b Ch. 3 status code, 15c Ch. 4 status code, 15d Intermediary or flow-through entity's name, 15e Intermediary or flow-through entity's GIIN, 15f Country code, 15g Foreign tax identification number, 15h Address, 15i City or town, 16a Payer's name, 16b Payer's TIN, 16c Payer's GIIN, 16d Ch. 3 status code, 16e Ch. 4 status code, 17a State income tax withheld, 17b Payer's state tax no., 17c Name of state.

For Privacy Act and Paperwork Reduction Act Notice, see instructions.

Form 1042-S (2021) Copy B - For Recipient

The information on this form is being furnished to the Internal Revenue Service. Department of the Treasury - Internal Revenue Service

21VTS



U.S. Income Tax Filing Requirements

Generally, every nonresident alien individual, nonresident alien fiduciary, and foreign corporation with United States income, including income that is effectively connected with the conduct of a trade or business in the United States, must file a United States income tax return. However, no return is required to be filed by a nonresident alien individual, nonresident alien fiduciary, or foreign corporation if such person was not engaged in a trade or business in the United States at any time during the tax year and if the tax liability of such person was fully satisfied by the withholding of United States tax at the source. Corporations file Form 1120-F; all others file Form 1040NR (or Form 1040NR-EZ if eligible). You may get the return forms and instructions at any United States Embassy or consulate or by writing to: Internal Revenue Service, 1201 N. Mitsubishi Motorway, Bloomington, IL 61705-6613.

En règle générale, tout étranger non-résident, tout organisme fidéicommissaire étranger non-résident et toute société étrangère percevant un revenu aux Etats-Unis, y compris tout revenu dérivé, en fait, du fonctionnement d'un commerce ou d'une affaire aux Etats-Unis, doit produire une déclaration d'impôt sur le revenu auprès des services fiscaux des Etats-Unis. Cependant aucune déclaration d'impôt sur le revenu n'est exigée d'un étranger non-résident, d'un organisme fidéicommissaire étranger non-résident, ou d'une société étrangère s'ils n'ont pris part à aucun commerce ou affaire aux Etats-Unis à aucun moment pendant l'année fiscale et si les impôts dont ils sont redevables, ont été entièrement acquittés par une retenue à la source sur leur salaire. Les sociétés doivent faire leur déclaration d'impôt en remplissant le formulaire 1120-F; tous les autres redevables doivent remplir le formulaire 1040NR (ou 1040NR-EZ s'ils en remplissent les conditions). On peut se procurer les formulaires de déclarations d'impôts et les instructions y afférentes dans toutes les Ambassades et tous les Consulats des Etats-Unis. L'on peut également s'adresser pour tout renseignement à: Internal Revenue Service, 1201 N. Mitsubishi Motorway, Bloomington, IL 61705-6613.

Por regla general, todo extranjero no residente, todo organismo fideicomisario extranjero no residente y toda sociedad anónima extranjera que reciba ingresos en los Estados Unidos, incluyendo ingresos relacionados con la conducción de un negocio o comercio dentro de los Estados Unidos, deberá presentar una declaración estadounidense de impuestos sobre el ingreso. Sin embargo, no se requiere declaración alguna a un individuo extranjero, una sociedad anónima extranjera u organismo fideicomisario extranjero no residente, si tal persona no ha efectuado comercio o negocio en los Estados Unidos durante el año fiscal y si la responsabilidad con los impuestos de tal persona ha sido satisfecha plenamente mediante retención del impuesto de los Estados Unidos en la fuente. Las sociedades anónimas envían el Formulario 1120-F; todos los demás contribuyentes envían el Formulario 1040NR (o el Formulario 1040NR-EZ si les corresponde). Se podrá obtener formularios e instrucciones en cualquier Embajada o Consulado de los Estados Unidos o escribiendo directamente a: Internal Revenue Service, 1201 N. Mitsubishi Motorway, Bloomington, IL 61705-6613.

Im allgemeinen muss jede ausländische Einzelperson, jeder ausländische Bevollmächtigte und jede ausländische Gesellschaft mit Einkommen in den Vereinigten Staaten, einschliesslich des Einkommens, welches direkt mit der Ausübung von Handel oder Gewerbe innerhalb der Staaten verbunden ist, eine Einkommensteuererklärung der Vereinigten Staaten abgeben. Eine Erklärung, muss jedoch nicht von Ausländern, ausländischen Bevollmächtigten oder ausländischen Gesellschaften in den Vereinigten Staaten eingereicht werden, falls eine solche Person während des Steuerjahres kein Gewerbe oder Handel in den Vereinigten Staaten ausgeübt hat und die Steuerschuld durch Einbehaltung der Steuern der Vereinigten Staaten durch die Einkommensquelle abgegolten ist. Gesellschaften reichen den Vordruck 1120-F ein; alle anderen reichen das Formblatt 1040NR (oder wenn passend das Formblatt 1040NR-EZ) ein. Einkommensteuererklärungen und Instruktionen können bei den Botschaften und Konsulaten der Vereinigten Staaten eingeholt werden. Um weitere Informationen wende man sich bitte an: Internal Revenue Service, 1201 N. Mitsubishi Motorway, Bloomington, IL 61705-6613.

F 014302 000 VTS



HOLMES INVESTMENTS QLD PTY LTD
<HOLMES INVESTMENTS S/F A/C>
5 SONOMA CT
CASHMERE QLD 4500

Holder Identification Number (HIN)**HIN WITHHELD**

ASX Code	VTS
TFN/ABN Status	Not Required
Record Date	28 June 2021
Payment Date	23 July 2021

Vanguard US Total Market Shares Index ETF
Dividend Payment for the Period Ending 30 June 2021
Direct Credit Advice

Class Description	Rate Per Security	Securities Held	Total Dividend (US\$)
ETF	\$0.6753	8	\$5.40

Gross Amount (US\$):	\$5.40
Non-resident withholding tax (US\$):	\$0.81
NET PAYMENT (US\$):	\$4.59
NET PAYMENT (AUD\$):	\$6.18

Currency Conversion Rate
1 US\$ = AUD\$1.347346

A withholding tax of 15% has been applied to the dividend payment.

Note: You should retain this statement to assist you in preparing your tax return. Please keep this in a safe place as a charge may be levied for a replacement. If you require your payment to be re-issued, you may be charged an administrative fee which will be deducted from your payment. Fees are applicable to certain types of payments valued at over \$100 AUD.

For additional information regarding the dividend, including estimated tax components and Fund Payment information, please visit the Announcements section of the Vanguard Investments Australia web page www.vanguard.com.au/etf

Your Payment Instruction

Bank: COMMONWEALTH BANK OF AUSTRALIA
BSB: 067-167
ACC: XXXXXX68

Amount Deposited**AUD\$6.18**

If payment cannot be made to the above instruction, a Direct Credit form will be forwarded to your registered address and your dividend entitlement shown above will be held as a non-interest bearing deposit until your new direct credit instructions are received.

016777 000 VTS



HOLMES INVESTMENTS QLD PTY LTD
 <HOLMES INVESTMENTS S/F A/C>
 5 SONOMA CT
 CASHMERE QLD 4500

Holder Identification Number (HIN)

HIN WITHHELD

ASX Code	VTS
TFN/ABN Status	Not Required
Record Date	30 December 2021
Payment Date	28 January 2022

**Vanguard US Total Market Shares Index ETF
 Dividend Payment for the Period Ending 31 December 2021
 Direct Credit Advice**

Class Description	Rate Per Security	Securities Held	Total Dividend (US\$)
ETF	\$0.8592	8	\$6.87

Gross Amount (US\$):	\$6.87
Non-resident withholding tax (US\$):	\$1.03
NET PAYMENT (US\$):	\$5.84
NET PAYMENT (AUD\$):	\$8.05

Currency Conversion Rate
 1 US\$ = AUD\$1.378740

A withholding tax of 15% has been applied to the dividend payment.

Note: You should retain this statement to assist you in preparing your tax return. Please keep this in a safe place as a charge may be levied for a replacement. If you require a payment to be re-issued, you may be charged an administrative fee which will be deducted from your payment. Fees are applicable to certain types of payments valued at over \$100 AUD.

For additional information regarding the dividend, including estimated tax components and Fund Payment information, please visit the Announcements section of the Vanguard Investments Australia web page www.vanguard.com.au/etf

Your Payment Instruction

Bank: COMMONWEALTH BANK OF AUSTRALIA
 BSB: 067-167
 ACC: XXXXXX68

Amount Deposited

AUD\$8.05

If payment cannot be made to the above instruction, a Direct Credit form will be forwarded to your registered address and your dividend entitlement shown above will be held as a non-interest bearing deposit until your new direct credit instructions are received.

016044 000 VTS



HOLMES INVESTMENTS QLD PTY LTD
 <HOLMES INVESTMENTS S/F A/C>
 5 SONOMA CT
 CASHMERE QLD 4500

Holder Identification Number (HIN)

HIN WITHHELD

ASX Code	VTS
TFN/ABN Status	Not Required
Record Date	28 September 2021
Payment Date	25 October 2021

Vanguard US Total Market Shares Index ETF Dividend Payment for the Period Ending 30 September 2021 Direct Credit Advice

Class Description	Rate Per Security	Securities Held	Total Dividend (US\$)
ETF	\$0.7242	8	\$5.79

Gross Amount (US\$):	\$5.79
Non-resident withholding tax (US\$):	\$0.87
NET PAYMENT (US\$):	\$4.92
NET PAYMENT (AUD\$):	\$6.61

Currency Conversion Rate
 1 US\$ = AUD\$1.343544

A withholding tax of 15% has been applied to the dividend payment.

Note: You should retain this statement to assist you in preparing your tax return. Please keep this in a safe place as a charge may be levied for a replacement. If you require a payment to be re-issued, you may be charged an administrative fee which will be deducted from your payment. Fees are applicable to certain types of payments valued at over \$100 AUD.

For additional information regarding the dividend, including estimated tax components and Fund Payment information, please visit the Announcements section of the Vanguard Investments Australia web page www.vanguard.com.au/etf

Your Payment Instruction

Bank: COMMONWEALTH BANK OF AUSTRALIA
 BSB: 067-167
 ACC: XXXXXX68

Amount Deposited

AUD\$6.61

If payment cannot be made to the above instruction, a Direct Credit form will be forwarded to your registered address and your dividend entitlement shown above will be held as a non-interest bearing deposit until your new direct credit instructions are received.

017091 000 VTS



HOLMES INVESTMENTS QLD PTY LTD
 <HOLMES INVESTMENTS S/F A/C>
 5 SONOMA CT
 CASHMERE QLD 4500

Holder Identification Number (HIN)

HIN WITHHELD

ASX Code	VTS
TFN/ABN Status	Not Required
Record Date	25 March 2022
Payment Date	26 April 2022

**Vanguard US Total Market Shares Index ETF
 Dividend Payment for the Period Ending 31 March 2022
 Direct Credit Advice**

Class Description	Rate Per Security	Securities Held	Total Dividend (US\$)
ETF	\$0.7082	8	\$5.67

Gross Amount (US\$):	\$5.67
Non-resident withholding tax (US\$):	\$0.85
NET PAYMENT (US\$):	\$4.82
NET PAYMENT (AUD\$):	\$6.52

Currency Conversion Rate
 1 US\$ = AUD\$1.353730

A withholding tax of 15% has been applied to the dividend payment.

Note: You should retain this statement to assist you in preparing your tax return. Please keep this in a safe place as a charge may be levied for a replacement. If you require a payment to be re-issued, you may be charged an administrative fee which will be deducted from your payment. Fees are applicable to certain types of payments valued at over \$100 AUD.

For additional information regarding the dividend, including estimated tax components and Fund Payment information, please visit the Announcements section of the Vanguard Investments Australia web page www.vanguard.com.au/etf

Your Payment Instruction

Bank: COMMONWEALTH BANK OF AUSTRALIA
 BSB: 067-167
 ACC: XXXXXX68

Amount Deposited

AUD\$6.52

If payment cannot be made to the above instruction, a Direct Credit form will be forwarded to your registered address and your dividend entitlement shown above will be held as a non-interest bearing deposit until your new direct credit instructions are received.



108891 000 WPL



HOLMES INVESTMENTS QLD PTY LTD
<HOLMES INVESTMENTS S/F A/C>
5 SONOMA CT
CASHMERE QLD 4500

Update Your Information:

www.investorcentre.com/wpl



Computershare Investor Services Pty Limited
GPO Box 2975 Melbourne
Victoria 3001 Australia



1300 558 507 (within Australia)
+61 3 9415 4632 (outside Australia)



Holder Identification Number (HIN)

HIN WITHHELD

ASX Code	WPL
TFN/ABN Status	Quoted
Record Date	31 August 2021
Payment Date	24 September 2021

DIVIDEND STATEMENT

The statement below represents your interim dividend for the half year ended 30 June 2021. This dividend is paid at the rate of 30 US cents (equivalent to 41.034058 Australian cents) per share on your holding of fully paid ordinary shares, registered in your name and eligible as at the record date 31 August 2021.

This dividend is fully franked (100%) at the tax rate of 30%.

Class Description	Amount per Security	Number of Securities	Franked Amount	Unfranked Amount	Total Payment
Ordinary Shares	A\$0.41034058	180	A\$73.86	A\$0.00	A\$73.86
Net Payment					A\$73.86
Australian Franking Credit					A\$31.65

VIEW OR UPDATE YOUR SECURITY HOLDING DETAILS ONLINE

To view your security holding details please visit www.investorcentre.com/wpl. When in Investor Centre, log in using your SRN/HIN and postcode (if within Australia) or country (if outside Australia). For security purposes, if you wish to update your information you will be required to login as an existing user with your User ID and password or register as a new user and create a User ID and password.

Important Notes:

- You should retain this statement to assist you in preparing your tax return.
- If you require a replacement payment for any of your dividend payments, you may be charged a fee to cover the costs to reissue such payments.
- Shareholders who have recently elected to participate in the DRP or had a standing DRP election registered on their shareholding will have dividends on some or all of their shares automatically reinvested in additional shares.

Dividend Reinvestment Plan (DRP) Details

Cash balance brought forward	\$3.90
Net payment available for reinvestment	\$73.86
Total available for reinvestment	\$77.76
Less the amount applied to the allotment of 3 Ordinary Shares at A\$19.4745 per share	\$58.42
Cash balance carried forward to the next payment	\$19.34
Number of Ordinary Shares participating in the DRP for the 2021 Interim Dividend	180
Add Ordinary Shares allotted on 24 September 2021	3
Number of Ordinary Shares now participating in the DRP	183

Note: Computershare Investor Services Pty Limited will not be liable for any losses incurred by any person who relies on the balances shown above without making their own adjustments for any further transactions.

109274 000 WPL


 HOLMES INVESTMENTS QLD PTY LTD
 <HOLMES INVESTMENTS S/F A/C>
 5 SONOMA CT
 CASHMERE QLD 4500

Update Your Information:
www.investorcentre.com/wpl

 Computershare Investor Services Pty Limited
 GPO Box 2975 Melbourne
 Victoria 3001 Australia

 1300 558 507 (within Australia)
 +61 3 9415 4632 (outside Australia)

Holder Identification Number (HIN)
HIN WITHHELD

ASX Code	WPL
TFN/ABN Status	Quoted
Record Date	25 February 2022
Payment Date	23 March 2022

DIVIDEND STATEMENT

The statement below represents your final dividend for the full year ended 31 December 2021. This dividend is paid at the rate of US\$1.05 (equivalent to A\$1.46158129) per share on your holding of fully paid ordinary shares, registered in your name and eligible as at the record date 25 February 2022.

This dividend is fully franked (100%) at the tax rate of 30%.

Class Description	Amount per Security	Number of Securities	Franked Amount	Unfranked Amount	Total Payment
Ordinary Shares	A\$1.46158129	183	A\$267.47	A\$0.00	A\$267.47
Net Payment					A\$267.47
Australian Franking Credit					A\$114.63

VIEW OR UPDATE YOUR SECURITY HOLDING DETAILS ONLINE

To view your security holding details please visit www.investorcentre.com/wpl. When in Investor Centre, log in using your SRN/HIN and postcode (if within Australia) or country (if outside Australia). For security purposes, if you wish to update your information you will be required to login as an existing user with your User ID and password or register as a new user and create a User ID and password.

Important Notes:

- You should retain this statement to assist you in preparing your tax return.
- If you require a replacement payment for any of your dividend payments, you may be charged a fee to cover the costs to reissue such payments.
- Shareholders who have recently elected to participate in the DRP or had a standing DRP election registered on their shareholding will have dividends on some or all of their shares automatically reinvested in additional shares.

Dividend Reinvestment Plan (DRP) Details

Cash balance brought forward	\$19.34
Net payment available for reinvestment	\$267.47
Total available for reinvestment	\$286.81
Less the amount applied to the allotment of 9 Ordinary Shares at A\$31.2691 per share	\$281.42
Cash balance carried forward to the next payment	\$5.39
Number of Ordinary Shares participating in the DRP for the 2021 Final Dividend	183
Add Ordinary Shares allotted on 23 March 2022	9
Number of Ordinary Shares now participating in the DRP	192

Note: Computershare Investor Services Pty Limited will not be liable for any losses incurred by any person who relies on the balances shown above without making their own adjustments for any further transactions.

24200 - Contributions

2022 Financial Year

Preparer Desiree Yutuc

Reviewer Steven Lee

Status Completed

Account Code	Description	CY Balance	LY Balance	Change
HOLNAT00001A	(Contributions) Holmes, Nathan - Accumulation (Accumulation)	(\$12,091.15)	(\$7,467.58)	61.92%
TOTAL		CY Balance	LY Balance	
		(\$12,091.15)	(\$7,467.58)	

Supporting Documents

- SuperStream Contribution Data Report [Report](#)
- Contributions Breakdown Report [Report](#)

Standard Checklist

- Attach copies of S290-170 notices (if necessary)
- Attach copy of Contributions Breakdown Report
- Attach SuperStream Contribution Data Report
- Check Fund is registered for SuperStream (if necessary)
- Ensure all Contributions have been allocated from Bank Accounts
- Ensure Work Test is satisfied if members are over 65

Holmes Investments Super Fund

Contributions Breakdown Report

For The Period 01 July 2021 - 30 June 2022

Summary

Member	D.O.B	Age (at 30/06/2021)	Total Super Balance (at 30/06/2021) *1	Concessional	Non-Concessional	Other	Reserves	Total
Holmes, Nathan	Provided	52	136,342.54	12,091.15	0.00	0.00	0.00	12,091.15
All Members				12,091.15	0.00	0.00	0.00	12,091.15

*1 TSB can include information external to current fund's transaction records. The amount is per individual across all funds.

Contribution Caps

Member	Contribution Type	Contributions	Cap	Current Position
Holmes, Nathan	Concessional	12,091.15	52,195.07	40,103.92 Below Cap
	(5 year carry forward cap available)			
	Non-Concessional	0.00	110,000.00	110,000.00 Below Cap

Carry Forward Unused Concessional Contribution Cap

Member	2017	2018	2019	2020	2021	2022	Current Position
Holmes, Nathan							
Concessional Contribution Cap	30,000.00	25,000.00	25,000.00	25,000.00	25,000.00	27,500.00	
Concessional Contribution	11,692.05	17,361.86	21,646.42	21,229.33	7,429.18	12,091.15	
Unused Concessional Contribution	0.00	0.00	3,353.58	3,770.67	17,570.82	15,408.85	
Cumulative Carry Forward Unused	N/A	N/A	0.00	3,353.58	7,124.25	24,695.07	
Maximum Cap Available	30,000.00	25,000.00	25,000.00	28,353.58	32,124.25	52,195.07	40,103.92 Below Cap
Total Super Balance	0.00	64,309.95	88,528.72	114,093.80	114,505.09	136,342.54	

NCC Bring Forward Caps

Member	Bring Forward Cap	2019	2020	2021	2022	Total	Current Position
Holmes, Nathan	N/A	0.00	0.00	0.00	0.00	N/A	Bring Forward Not Triggered

Holmes, Nathan

Date	Transaction Description	Ledger Data				SuperStream Data					
		Contribution Type	Concessional	Non-Concession	Other	Reserves	Contribution	Employer	Concessional	Non-Concess	Other
13/07/2021	DIRECT CREDIT PRECISION CH PASCH2107120002 142	Employer	867.58				Employer	GrainCorp	867.58		
20/08/2021	DIRECT CREDIT PRECISION CH PASCH2108180001 146	Employer	913.24				Employer	GrainCorp	913.24		
13/09/2021	DIRECT CREDIT PRECISION CH PASCH2109090003 177	Employer	913.24				Employer	GrainCorp	913.24		
13/10/2021	DIRECT CREDIT PRECISION CH PASCH2110110002 316	Employer	1,402.96				Employer	GrainCorp	1,402.96		
11/11/2021	DIRECT CREDIT PRECISION CH PASCH2111080004 603	Employer	929.79				Employer	GrainCorp	929.79		
13/12/2021	DIRECT CREDIT PRECISION CH PASCH2112060005 791	Employer	1,020.70				Employer	GrainCorp	1,020.70		
17/01/2022	DIRECT CREDIT PRECISION CH PASCH2201170004 436	Employer	929.79				Employer	GrainCorp	929.79		
16/02/2022	DIRECT CREDIT PRECISION CH PASCH2202130000 636	Employer	929.79				Employer	GrainCorp	929.79		
15/03/2022	DIRECT CREDIT PRECISION CH PASCH2203090003 740	Employer	929.79				Employer	GrainCorp	929.79		
14/04/2022	DIRECT CREDIT PRECISION CH PASCH2204090000 444	Employer	1,394.69				Employer	GrainCorp	1,394.69		
16/05/2022	DIRECT CREDIT PRECISION CH PASCH2205130000 462	Employer	929.79				Employer	GrainCorp	929.79		
20/06/2022	DIRECT CREDIT	Employer	929.79				Employer	GrainCorp	929.79		

PRECISION CH
PASCH2206160001
033

Total - Holmes, Nathan

<u>12,091.15</u>	<u>0.00</u>	<u>0.00</u>	<u>0.00</u>
------------------	-------------	-------------	-------------

<u>12,091.15</u>	<u>0.00</u>	<u>0.00</u>
------------------	-------------	-------------

Total for All Members

<u>12,091.15</u>	<u>0.00</u>	<u>0.00</u>	<u>0.00</u>
------------------	-------------	-------------	-------------

Holmes Investments Super Fund
SuperStream Contribution Data Report

For The Period 01 July 2021 - 30 June 2022

Transaction Date	Reference	Employer Org	Pay Period	Employer	Personal - NCC	Spouse & Child	Other Family & Friends	Any Other	Total
Holmes, Nathan									
13/07/2021	PASCH2107120002142	GrainCorp	31/05/2021 - 27/06/2021	867.58	0.00	0.00	0.00	0.00	867.58
20/08/2021	PASCH2108180001146	GrainCorp	28/06/2021 - 25/07/2021	913.24	0.00	0.00	0.00	0.00	913.24
13/09/2021	PASCH2109090003177	GrainCorp	26/07/2021 - 22/08/2021	913.24	0.00	0.00	0.00	0.00	913.24
13/10/2021	PASCH2110110002316	GrainCorp	23/08/2021 - 03/10/2021	1,402.96	0.00	0.00	0.00	0.00	1,402.96
11/11/2021	PASCH2111080004603	GrainCorp	04/10/2021 - 31/10/2021	929.79	0.00	0.00	0.00	0.00	929.79
13/12/2021	PASCH2112060005791	GrainCorp	01/11/2021 - 28/11/2021	1,020.70	0.00	0.00	0.00	0.00	1,020.70
17/01/2022	PASCH2201170004436	GrainCorp	29/11/2021 - 26/12/2021	929.79	0.00	0.00	0.00	0.00	929.79
16/02/2022	PASCH2202130000636	GrainCorp	27/12/2021 - 23/01/2022	929.79	0.00	0.00	0.00	0.00	929.79
15/03/2022	PASCH2203090003740	GrainCorp	24/01/2022 - 20/02/2022	929.79	0.00	0.00	0.00	0.00	929.79
14/04/2022	PASCH2204090000444	GrainCorp	21/02/2022 - 03/04/2022	1,394.69	0.00	0.00	0.00	0.00	1,394.69
16/05/2022	PASCH2205130000462	GrainCorp	04/04/2022 - 01/05/2022	929.79	0.00	0.00	0.00	0.00	929.79
20/06/2022	PASCH2206160001033	GrainCorp	02/05/2022 - 29/05/2022	929.79	0.00	0.00	0.00	0.00	929.79
				12,091.15	0.00	0.00	0.00	0.00	12,091.15
				12,091.15	0.00	0.00	0.00	0.00	12,091.15

*Data last updated: 23/03/2023

24700 - Changes in Market Values of Investments

2022 Financial Year

Preparer Desiree Yutuc

Reviewer Steven Lee

Status Completed

Account Code	Description	CY Balance	LY Balance	Change
24700	Changes in Market Values of Investments	\$15,335.05	(\$17,402.99)	(188.12)%
TOTAL		CY Balance	LY Balance	
		\$15,335.05	(\$17,402.99)	

Supporting Documents

- Net Capital Gains Reconciliation [Report](#)
- Realised Capital Gain Report [Report](#)
- Market Movement [Report](#)

Standard Checklist

- Attach copies of Source Documentation (Contract Notes, Broker Statements, Chess Statements, Contracts of Sale, Managed Fund Statements etc)
- Attach copy of Market Movement report
- Attach copy of Net Capital Gains Reconciliation
- Attach copy of Realised Capital Gain Report
- Ensure all Asset Disposals have been entered
- Ensure all Market Values have been entered for June 30
- Ensure all Tax Deferred Distributions have been entered

Holmes Investments Super Fund

Market Movement Report

As at 30 June 2022

Investment	Date	Description	Unrealised				Realised			Total
			Units	Accounting Cost Movement	Market Movement	Depreciation	Balance	Consideration	Accounting Cost Base	
ADI.AX - Apn Industria Reit										
	01/07/2021	Opening Balance	2,917.00	0.00	0.00	0.00	9,684.44	0.00	0.00	0.00
	20/08/2021	Purchase	39.00	126.89	0.00	0.00	9,811.33	0.00	0.00	0.00
	05/11/2021	Purchase	37.00	127.85	0.00	0.00	9,939.18	0.00	0.00	0.00
	01/12/2021	Code/Class Change	(2,993.00)	0.00	0.00	0.00	9,939.18	0.00	0.00	0.00
	01/12/2021	Code/Class Change	0.00	(8,013.64)	0.00	0.00	1,925.54	8,013.64	8,013.64	0.00
	30/06/2022	Revaluation	0.00	0.00	(1,925.54)	0.00	0.00	0.00	0.00	0.00
	30/06/2022		0.00	(7,758.90)	(1,925.54)	0.00	0.00	8,013.64	8,013.64	0.00
AFI.AX - Australian Foundation Investment Company Limited										
	01/07/2021	Opening Balance	1,019.00	0.00	0.00	0.00	7,968.58	0.00	0.00	0.00
	31/08/2021	Purchase	17.00	142.66	0.00	0.00	8,111.24	0.00	0.00	0.00
	25/02/2022	Purchase	14.00	103.60	0.00	0.00	8,214.84	0.00	0.00	0.00
	30/06/2022	Revaluation	0.00	0.00	(329.34)	0.00	7,885.50	0.00	0.00	0.00
	30/06/2022		1,050.00	246.26	(329.34)	0.00	7,885.50	0.00	0.00	0.00
CLH.AX - Collection House Limited										
	01/07/2021	Opening Balance	4,000.00	0.00	0.00	0.00	600.00	0.00	0.00	0.00
	30/06/2022	Revaluation	0.00	0.00	(328.00)	0.00	272.00	0.00	0.00	0.00
	30/06/2022		4,000.00	0.00	(328.00)	0.00	272.00	0.00	0.00	0.00
DXI.AX1 - Dexus Industria Reit.										
	01/12/2021	Code/Class Change	2,993.00	8,013.64	0.00	0.00	8,013.64	0.00	0.00	0.00
	30/06/2022	Revaluation	0.00	0.00	67.46	0.00	8,081.10	0.00	0.00	0.00
	30/06/2022		2,993.00	8,013.64	67.46	0.00	8,081.10	0.00	0.00	0.00
GNC.AX - Graincorp Limited										
	25/08/2021	Purchase	85.00	528.50	0.00	0.00	528.50	0.00	0.00	0.00
	02/11/2021	Purchase	396.00	2,514.75	0.00	0.00	3,043.25	0.00	0.00	0.00
	30/06/2022	Revaluation	0.00	0.00	1,531.06	0.00	4,574.31	0.00	0.00	0.00
	30/06/2022		481.00	3,043.25	1,531.06	0.00	4,574.31	0.00	0.00	0.00
HPI.AX - Hotel Property Investments										
	01/07/2021	Opening Balance	1,980.00	0.00	0.00	0.00	6,316.20	0.00	0.00	0.00
	03/09/2021	Purchase	61.00	192.06	0.00	0.00	6,508.26	0.00	0.00	0.00
	04/03/2022	Purchase	59.00	208.18	0.00	0.00	6,716.44	0.00	0.00	0.00
	30/06/2022	Revaluation	0.00	0.00	(206.44)	0.00	6,510.00	0.00	0.00	0.00
	30/06/2022		2,100.00	400.24	(206.44)	0.00	6,510.00	0.00	0.00	0.00

Holmes Investments Super Fund

Market Movement Report

As at 30 June 2022

Investment	Date	Description	Unrealised				Realised			Total
			Units	Accounting Cost Movement	Market Movement	Depreciation	Balance	Consideration	Accounting Cost Base	
MLD.AX - Maca Limited										
	01/07/2021	Opening Balance	2,500.00	0.00	0.00	0.00	1,887.50	0.00	0.00	0.00
	30/06/2022	Revaluation	0.00	0.00	(237.50)	0.00	1,650.00	0.00	0.00	0.00
	30/06/2022		2,500.00	0.00	(237.50)	0.00	1,650.00	0.00	0.00	0.00
NAB.AX - National Australia Bank Limited										
	01/07/2021	Opening Balance	178.00	0.00	0.00	0.00	4,667.16	0.00	0.00	0.00
	02/07/2021	Purchase	4.00	106.80	0.00	0.00	4,773.96	0.00	0.00	0.00
	15/12/2021	Purchase	4.00	121.94	0.00	0.00	4,895.90	0.00	0.00	0.00
	30/06/2022	Revaluation	0.00	0.00	198.64	0.00	5,094.54	0.00	0.00	0.00
	30/06/2022		186.00	228.74	198.64	0.00	5,094.54	0.00	0.00	0.00
NAM.AX - Namoi Cotton Limited										
	01/09/2021	Purchase	10,036.00	3,833.63	0.00	0.00	3,833.63	0.00	0.00	0.00
	08/09/2021	Purchase	3,121.00	1,185.98	0.00	0.00	5,019.61	0.00	0.00	0.00
	27/05/2022	Disposal	(13,157.00)	(5,019.61)	0.00	0.00	0.00	5,900.70	5,019.61	881.09
	30/06/2022		0.00	0.00	0.00	0.00	0.00	5,900.70	5,019.61	881.09
PGH.AX - Pact Group Holdings Ltd										
	01/07/2021	Opening Balance	2,000.00	0.00	0.00	0.00	7,400.00	0.00	0.00	0.00
	30/06/2022	Revaluation	0.00	0.00	(3,790.00)	0.00	3,610.00	0.00	0.00	0.00
	30/06/2022		2,000.00	0.00	(3,790.00)	0.00	3,610.00	0.00	0.00	0.00
QBE.AXW - QBE Insurance Group Limited										
	01/07/2021	Opening Balance	464.00	0.00	0.00	0.00	5,006.56	0.00	0.00	0.00
	24/09/2021	Purchase	4.00	51.04	0.00	0.00	5,057.60	0.00	0.00	0.00
	12/04/2022	Purchase	8.00	88.92	0.00	0.00	5,146.52	0.00	0.00	0.00
	30/06/2022	Revaluation	0.00	0.00	636.88	0.00	5,783.40	0.00	0.00	0.00
	30/06/2022		476.00	139.96	636.88	0.00	5,783.40	0.00	0.00	0.00
SHV.AX - Select Harvests Limited										
	01/07/2021	Opening Balance	4,071.00	0.00	0.00	0.00	27,479.25	0.00	0.00	0.00
	04/02/2022	Purchase	55.00	325.68	0.00	0.00	27,804.93	0.00	0.00	0.00
	21/06/2022	Purchase	1,000.00	5,219.95	0.00	0.00	33,024.88	0.00	0.00	0.00
	30/06/2022	Revaluation	0.00	0.00	(8,932.68)	0.00	24,092.20	0.00	0.00	0.00
	30/06/2022		5,126.00	5,545.63	(8,932.68)	0.00	24,092.20	0.00	0.00	0.00

Holmes Investments Super Fund

Market Movement Report

As at 30 June 2022

Investment	Date	Description	Unrealised				Realised			Total
			Units	Accounting Cost Movement	Market Movement	Depreciation	Balance	Consideration	Accounting Cost Base	
SOL.AX - Washington H Soul Pattinson & Company Limited										
	01/07/2021	Opening Balance	320.00	0.00	0.00	0.00	10,793.60	0.00	0.00	0.00
	30/06/2022	Revaluation	0.00	0.00	(3,260.80)	0.00	7,532.80	0.00	0.00	0.00
	30/06/2022		320.00	0.00	(3,260.80)	0.00	7,532.80	0.00	0.00	0.00
TGR.AX - Tassal Group Limited										
	01/07/2021	Opening Balance	1,137.00	0.00	0.00	0.00	4,070.46	0.00	0.00	0.00
	29/09/2021	Purchase	24.00	79.59	0.00	0.00	4,150.05	0.00	0.00	0.00
	30/03/2022	Purchase	28.00	92.88	0.00	0.00	4,242.93	0.00	0.00	0.00
	30/06/2022	Revaluation	0.00	0.00	1,452.38	0.00	5,695.31	0.00	0.00	0.00
	30/06/2022		1,189.00	172.47	1,452.38	0.00	5,695.31	0.00	0.00	0.00
VAS.AX - Vanguard Australian Shares Index Etf										
	01/07/2021	Opening Balance	195.00	0.00	0.00	0.00	18,337.80	0.00	0.00	0.00
	16/07/2021	Purchase	1.00	108.50	0.00	0.00	18,446.30	0.00	0.00	0.00
	18/10/2021	Purchase	3.00	275.84	0.00	0.00	18,722.14	0.00	0.00	0.00
	19/01/2022	Purchase	1.00	138.61	0.00	0.00	18,860.75	0.00	0.00	0.00
	20/04/2022	Purchase	4.00	399.18	0.00	0.00	19,259.93	0.00	0.00	0.00
	30/06/2022	Revaluation	0.00	0.00	(2,174.93)	0.00	17,085.00	0.00	0.00	0.00
	30/06/2022		204.00	922.13	(2,174.93)	0.00	17,085.00	0.00	0.00	0.00
VEU.AX2 - Vanguard All-world Ex-us Shares Index Etf										
	01/07/2021	Opening Balance	41.00	0.00	0.00	0.00	3,476.39	0.00	0.00	0.00
	30/06/2022	Revaluation	0.00	0.00	(506.76)	0.00	2,969.63	0.00	0.00	0.00
	30/06/2022		41.00	0.00	(506.76)	0.00	2,969.63	0.00	0.00	0.00
VTS.AX - Vanguard Us Total Market Shares Index Etf										
	01/07/2021	Opening Balance	8.00	0.00	0.00	0.00	2,372.88	0.00	0.00	0.00
	30/06/2022	Revaluation	0.00	0.00	(184.72)	0.00	2,188.16	0.00	0.00	0.00
	30/06/2022		8.00	0.00	(184.72)	0.00	2,188.16	0.00	0.00	0.00
WDS.AX - Woodside Energy Group Ltd										
	25/05/2022	Code/Class Change	192.00	5,620.99	0.00	0.00	5,620.99	0.00	0.00	0.00
	30/06/2022	Revaluation	0.00	0.00	492.29	0.00	6,113.28	0.00	0.00	0.00
	30/06/2022		192.00	5,620.99	492.29	0.00	6,113.28	0.00	0.00	0.00

Holmes Investments Super Fund

Market Movement Report

As at 30 June 2022

Investment	Date	Description	Unrealised				Realised			Total
			Units	Accounting Cost Movement	Market Movement	Depreciation	Balance	Consideration	Accounting Cost Base	
WPL.AX - Woodside Petroleum Ltd										
	01/07/2021	Opening Balance	180.00	0.00	0.00	0.00	3,997.80	0.00	0.00	0.00
	24/09/2021	Purchase	3.00	73.86	0.00	0.00	4,071.66	0.00	0.00	0.00
	23/03/2022	Purchase	9.00	267.47	0.00	0.00	4,339.13	0.00	0.00	0.00
	25/05/2022	Code/Class Change	(192.00)	0.00	0.00	0.00	4,339.13	0.00	0.00	0.00
	25/05/2022	Code/Class Change	0.00	(5,620.99)	0.00	0.00	(1,281.86)	5,620.99	5,620.99	0.00
	30/06/2022	Revaluation	0.00	0.00	1,281.86	0.00	0.00	0.00	0.00	0.00
	30/06/2022		0.00	(5,279.66)	1,281.86	0.00	0.00	5,620.99	5,620.99	0.00
Total Market Movement					(16,216.14)				881.09	(15,335.05)

Holmes Investments Super Fund

Realised Capital Gains Report

For The Period 01 July 2021 - 30 June 2022

Investment		Accounting Treatment				Tax Treatment						
Purchase Contract Date	Disposal Contract Date	Units	Cost	Proceeds	Accounting Profit/(Loss)	Adjusted Cost Base	Reduced Cost Base	Indexed Cost Base	Indexed Gains	Discounted Gains (Gross)	Other Gains	Capital Loss
Shares in Listed Companies (Australian)												
NAM.AX - Namoi Cotton Limited												
01/09/2021	27/05/2022	10,036.00	3,833.63	4,500.98	667.35	3,833.63	3,833.63	0.00	0.00	0.00	667.35	0.00
08/09/2021	27/05/2022	3,121.00	1,185.98	1,399.72	213.74	1,185.98	1,185.98	0.00	0.00	0.00	213.74	0.00
		13,157.00	5,019.61	5,900.70	881.09	5,019.61	5,019.61	0.00	0.00	0.00	881.09	0.00
		13,157.00	5,019.61	5,900.70	881.09	5,019.61	5,019.61	0.00	0.00	0.00	881.09	0.00
Units in Listed Unit Trusts (Australian)												
DXI.AX1 - Dexus Industria Reit.												
		0.00	0.00	0.00	0.00	0.00	0.00	0.00	0.00	121.48	0.00	0.00
		0.00	0.00	0.00	0.00	0.00	0.00	0.00	0.00	121.48	0.00	0.00
VAS.AX - Vanguard Australian Shares Index Etf												
		0.00	0.00	0.00	0.00	0.00	0.00	0.00	0.00	400.54	0.00	0.00
		0.00	0.00	0.00	0.00	0.00	0.00	0.00	0.00	400.54	0.00	0.00
		0.00	0.00	0.00	0.00	0.00	0.00	0.00	0.00	522.02	0.00	0.00
		13,157.00	5,019.61	5,900.70	881.09	5,019.61	5,019.61	0.00	0.00	522.02	881.09	0.00

Holmes Investments Super Fund

Capital Gains Reconciliation Report

For The Period 01 July 2021 - 30 June 2022

	Total	Discounted	Indexed	Other	Notional
Losses available to offset					
Carried forward from prior losses	4,718.23				
Carried forward from prior losses - Collectables	0.00				
Current year capital losses	0.00				
Current year capital losses - Collectables	0.00				
Total Losses Available	4,718.23				
Total Losses Available - Collectables	0.00				
Capital Gains					
Capital gains from disposal of assets	881.09	0.00	0.00	881.09	0.00
Capital gains from disposal of assets - Collectables	0.00	0.00	0.00	0.00	0.00
Capital gains from trust distributions	522.02	522.02	0.00	0.00	0.00
Capital Gains Before Losses applied	1,403.11	522.02	0.00	881.09	0.00
Losses and discount applied					
Losses applied	1,403.11	522.02	0.00	881.09	0.00
Losses applied - Collectables	0.00	0.00	0.00	0.00	0.00
Capital gains after losses applied	0.00	0.00	0.00	0.00	0.00
Capital gains after losses applied - Collectables	0.00	0.00	0.00	0.00	0.00
CGT Discount applied	0.00				
CGT Discount applied - Collectables	0.00				

Holmes Investments Super Fund

Capital Gains Reconciliation Report

For The Period 01 July 2021 - 30 June 2022

	Total	Discounted	Indexed	Other	Notional
Net Capital Gain					
Net capital gain	0.00				
Net capital gain - Collectables	0.00				
Total Net Capital Gain (11A)	0.00				
Net Capital Losses Carried Forward to later income					
Net Capital Losses Carried Forward to later income years	3,315.12				
Net Capital Losses Carried Forward to later income years - Collectables	0.00				
Total Net Capital Losses Carried Forward to later income years (14V)	3,315.12				

Note

Refer to Realised Gains Report for details of Disposals at a Security level

Refer to Distribution Reconciliation Report for Trust Distribution details at a Security level

25000 - Interest Received

2022 Financial Year

Preparer Desiree Yutuc

Reviewer Steven Lee

Status Completed

Account Code	Description	CY Balance	LY Balance	Change
MET071658360	Suncorp Business Saver 071658360	(\$25.24)	(\$51.83)	(51.3)%
TOTAL		CY Balance	LY Balance	
		(\$25.24)	(\$51.83)	

Supporting Documents

- Interest Reconciliation Report [Report](#)

Standard Checklist

- Attach Interest Reconciliation Report
- Ensure all interest has been recorded from Bank Statements
- Review Statements to ensure all TFN withheld has been input

Holmes Investments Super Fund

Interest Reconciliation Report

For The Period 01 July 2021 - 30 June 2022

Date	Payment Amount	Gross Interest	TFN Withheld	Foreign Income	Foreign Credits
Bank Accounts					
MET071658360 Suncorp Business Saver 071658360					
31/07/2021	3.63	3.63			
31/08/2021	3.59	3.59			
30/09/2021	2.69	2.69			
31/10/2021	1.91	1.91			
30/11/2021	1.14	1.14			
31/12/2021	1.18	1.18			
31/01/2022	1.18	1.18			
28/02/2022	1.06	1.06			
31/03/2022	1.18	1.18			
30/04/2022	1.39	1.39			
31/05/2022	1.56	1.56			
30/06/2022	4.73	4.73			
	25.24	25.24			
	25.24	25.24			
TOTAL	25.24	25.24			

Tax Return Reconciliation

	Totals	Tax Return Label
Gross Interest	25.24	11C

30100 - Accountancy Fees

2022 Financial Year

Preparer Desiree Yutuc

Reviewer Steven Lee

Status Completed

Account Code	Description	CY Balance	LY Balance	Change
30100	Accountancy Fees	\$725.00	\$795.00	(8.81)%
TOTAL		CY Balance	LY Balance	
		\$725.00	\$795.00	

Supporting Documents

- General Ledger [Report](#)
- INV-0547.pdf [30100](#)

Standard Checklist

- Attach all source documentation
- Ensure all Transactions have been entered

Holmes Investments Super Fund

General Ledger

As at 30 June 2022

Transaction Date	Description	Units	Debit	Credit	Balance \$
Accountancy Fees (30100)					
<u>Accountancy Fees (30100)</u>					
20/03/2022	OSKO PAYMENT TO 062099 10417929 SMSF 2021 Fees REFERENCE HOLMES INVESTMENTS 0547 REF NO 55036412		725.00		725.00 DR
			725.00		725.00 DR

Total Debits: 725.00

Total Credits: 0.00



TAX INVOICE

Holmes Investments

Invoice Date

17 Mar 2022

Invoice Number

INV-0547

ABN

60 061 126 663

SuperHelp Australia
PTY LTD
PO Box 1906
MACQUARIE
CENTRE NSW 2113
AUSTRALIA

Item	Description	Quantity	Unit Price	GST	Amount AUD
EOY	SMSF Annual Administration	1.00	1,100.00	10%	1,100.00
ADD INV	Additional Investments	7.00	25.00	10%	175.00
MISC	MISC Deposit	1.00	(550.00)	10%	(550.00)
INCLUDES GST 10%					65.91
TOTAL AUD					725.00
Less Amount Paid					725.00
AMOUNT DUE AUD					0.00

Due Date: 31 Mar 2022

Please pay the balance of our fees by direct credit into our bank account.

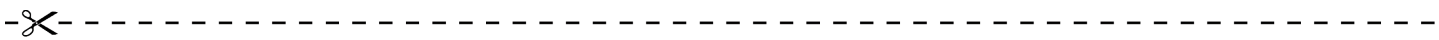
OUR BANK DETAILS (Use your name or your SMSF name as the reference):

Account Name: Superhelp Australia Pty Ltd

Bank: Commonwealth Bank

BSB: 06 2099

Account Number: 1041 7929



PAYMENT ADVICE

To: SuperHelp Australia PTY LTD
PO Box 1906
MACQUARIE CENTRE NSW 2113
AUSTRALIA

Customer Holmes Investments
Invoice Number INV-0547

Amount Due **0.00**
Due Date 31 Mar 2022

Amount Enclosed

Enter the amount you are paying above

30400 - ATO Supervisory Levy

2022 Financial Year

Preparer Desiree Yutuc

Reviewer Steven Lee

Status Completed

Account Code	Description	CY Balance	LY Balance	Change
30400	ATO Supervisory Levy	\$259.00	\$259.00	0%
TOTAL		CY Balance	LY Balance	
		\$259.00	\$259.00	

Supporting Documents

- General Ledger [Report](#)

Standard Checklist

- Attach all source documentation
- Ensure all Transactions have been entered

Holmes Investments Super Fund

General Ledger

As at 30 June 2022

Transaction Date	Description	Units	Debit	Credit	Balance \$
ATO Supervisory Levy (30400)					
<u>ATO Supervisory Levy (30400)</u>					
03/04/2022	BPAY DEBIT VIA INTERNET TAX OFFICE PAYMENTS 002009680866566121 REFERENCE NUMBER 25121471		259.00		259.00 DR
			259.00		259.00 DR

Total Debits: 259.00

Total Credits: 0.00

30700 - Auditor's Remuneration

2022 Financial Year

Preparer Desiree Yutuc

Reviewer Steven Lee

Status Completed

Account Code	Description	CY Balance	LY Balance	Change
30700	Auditor's Remuneration	\$550.00	\$450.00	22.22%
TOTAL		CY Balance	LY Balance	
		\$550.00	\$450.00	

Supporting Documents

- General Ledger [Report](#)
- YML Invoice INV-13836.pdf

Standard Checklist

- Attach all source documentation
- Ensure all Transactions have been entered

Holmes Investments Super Fund

General Ledger

As at 30 June 2022

Transaction Date	Description	Units	Debit	Credit	Balance \$
Auditor's Remuneration (30700)					
Auditor's Remuneration (30700)					
09/09/2021	OSKO PAYMENT TO 062099 10417929 SMSF Annual Review REFERENCE HOLMES REF NO 9473390		550.00		550.00 DR
			550.00		550.00 DR

Total Debits: 550.00

Total Credits: 0.00



TAX INVOICE

Holmes Investments Super Fund

Invoice Date
22 Mar 2022

Invoice Number
INV-13836

ABN
81 523 295 035

YML Super Solutions
PO Box 800
BONDI JUNCTION
NSW 1355
Ph (02) 8383 4440
www.ymlgroup.com.au

Description	GST	Amount AUD
Professional charges for Audit Service for the Financial Year ended 30 June 2021.	10%	500.00
	Subtotal	500.00
	TOTAL GST 10%	50.00
	TOTAL AUD	550.00

Due Date: 29 Mar 2022

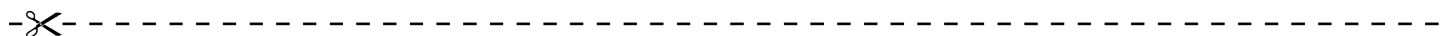
ACCTPRO Financial Services P/L trading as YML Super Solutions

Account Name: ACCTPRO Financial Services P/L

BSB: 082-140

Account Number: 772982366

Please include the Invoice Number as the Reference



PAYMENT ADVICE

To: YML Super Solutions
PO Box 800
BONDI JUNCTION
NSW 1355
Ph (02) 8383 4440
www.ymlgroup.com.au

Customer Holmes Investments
Super Fund

Invoice Number INV-13836

Amount Due 550.00

Due Date 29 Mar 2022

Amount Enclosed

Enter the amount you are paying above

30800 - ASIC Fees

2022 Financial Year

Preparer Desiree Yutuc

Reviewer Steven Lee

Status Completed

Account Code	Description	CY Balance	LY Balance	Change
30800	ASIC Fees	\$56.00	\$55.00	1.82%
TOTAL		CY Balance	LY Balance	
		\$56.00	\$55.00	

Supporting Documents

- General Ledger [Report](#)

Standard Checklist

- Attach all source documentation
- Ensure all Transactions have been entered

Holmes Investments Super Fund

General Ledger

As at 30 June 2022

Transaction Date	Description	Units	Debit	Credit	Balance \$
ASIC Fees (30800)					
ASIC Fees (30800)					
10/12/2021	BPAY DEBIT VIA INTERNET ASIC 2296091547523 REFERENCE NUMBER 18086640		56.00		56.00 DR
			56.00		56.00 DR

Total Debits: 56.00

Total Credits: 0.00

39000 - Life Insurance Premiums

2022 Financial Year

Preparer Desiree Yutuc

Reviewer Steven Lee

Status Completed

Account Code	Description	CY Balance	LY Balance	Change
HOLNAT00001A	(Life Insurance Premiums) Holmes, Nathan - Accumulation (Accumulation)	\$4,064.76	\$3,574.84	13.7%
TOTAL		CY Balance	LY Balance	
		\$4,064.76	\$3,574.84	

Supporting Documents

- General Ledger [Report](#)
- Tax Statement - Insurance .pdf [HOLNAT00001A](#)

Standard Checklist

- Attach life insurance policy annual renewal documentation form
- Confirm the ownership of the policy is the name of the superannuation fund

Holmes Investments Super Fund

General Ledger

As at 30 June 2022

Transaction Date	Description	Units	Debit	Credit	Balance \$
Life Insurance Premiums (39000)					
<i>(Life Insurance Premiums) Holmes, Nathan - Accumulation (HOLNAT00001A)</i>					
30/07/2021	DIRECT DEBIT NOBLELINK FINANC 110215345/996901		338.73		338.73 DR
30/08/2021	DIRECT DEBIT NOBLELINK FINANC 110215345/1022458		338.73		677.46 DR
30/09/2021	DIRECT DEBIT NOBLELINK FINANC 110215345/1049737		338.73		1,016.19 DR
01/11/2021	DIRECT DEBIT NOBLELINK FINANC 110215345/1077408		338.73		1,354.92 DR
30/11/2021	DIRECT DEBIT NOBLELINK FINANC 110215345/1103846		338.73		1,693.65 DR
30/12/2021	DIRECT DEBIT NOBLELINK FINANC 110215345/1130733		338.73		2,032.38 DR
31/01/2022	DIRECT DEBIT NOBLELINK FINANC 110215345/1158681		338.73		2,371.11 DR
28/02/2022	DIRECT DEBIT NOBLELINK FINANC 110215345/1186364		338.73		2,709.84 DR
30/03/2022	DIRECT DEBIT NOBLEOAK SERVICE 110215345/1214779		338.73		3,048.57 DR
02/05/2022	DIRECT DEBIT NOBLEOAK SERVICE 110215345/1245353		338.73		3,387.30 DR
30/05/2022	DIRECT DEBIT NOBLEOAK SERVICE 110215345/1272150		338.73		3,726.03 DR
30/06/2022	DIRECT DEBIT NOBLEOAK SERVICE 110215345/1302540		338.73		4,064.76 DR
			4,064.76		4,064.76 DR

Total Debits: 4,064.76

Total Credits: 0.00



Holmes Investments Super Fund
5 Sonoma Court
CASHMERE QLD 4500

14 April 2023

Dear Sir/Madam,

We are pleased to confirm your cover with NobleOak is as follows:

Cover Information

Member number: 110215345
Member name: Holmes Investments Super Fund
Life insured: Mr Nathan Leslie Holmes

Payment information:

Payment frequency: Monthly
Payment method: Direct debit
Premiums paid between 1 July 2021 - 30 June 2022: \$4,064.76

Cover type	Sum insured
Life Cover	\$1,000,000
TPD Cover (Any Occupation)	\$1,000,000

We're here to help

If you have any questions or would like to discuss these options, please call us on 1300 551 044 between 8.00am and 6.00pm (AEST) weekdays or email us at enquiry@nobleoak.com.au.

Yours sincerely,

Matt Minney
Head of Operations and Claims

48500 - Income Tax Expense

2022 Financial Year

Preparer Desiree Yutuc

Reviewer Steven Lee

Status Completed

Account Code	Description	CY Balance	LY Balance	Change
48500	Income Tax Expense	(\$696.04)	\$1,186.61	(158.66)%
TOTAL		CY Balance	LY Balance	
		(\$696.04)	\$1,186.61	

Supporting Documents

No supporting documents

49000 - Profit/Loss Allocation Account

2022 Financial Year

Preparer Desiree Yutuc

Reviewer Steven Lee

Status Completed

Account Code	Description	CY Balance	LY Balance	Change
49000	Profit/Loss Allocation Account	(\$3,843.04)	\$21,837.45	(117.6)%
TOTAL		CY Balance	LY Balance	
		(\$3,843.04)	\$21,837.45	

Supporting Documents

No supporting documents

50000 - Members

2022 Financial Year

Preparer Desiree Yutuc

Reviewer Steven Lee

Status Completed

Account Code	Description	Opening Balance	Contribution Income	Earnings	Member Payments	Tax & Fees	Closing Balance	Change
HOLNAT00001A	Holmes, Nathan - Accumulation (Accumulation)	(\$136,342.54)	(\$12,091.15)	\$11,594.09	\$4,064.76	\$275.34	(\$132,499.50)	(2.82)%
TOTAL		Opening Balance	Contribution Income	Earnings	Member Payments	Tax & Fees	Closing Balance	
		(\$136,342.54)	(\$12,091.15)	\$11,594.09	\$4,064.76	\$275.34	(\$132,499.50)	

Supporting Documents

- Members Summary [Report](#)
- Members Statements [Report](#)

Standard Checklist

- Attach copies of Members Statements

Holmes Investments Super Fund

Members Statement

Nathan Holmes
 5 Sonoma Court
 Cashmere, Queensland, 4500, Australia

Your Details

Date of Birth :	Provided	Nominated Beneficiaries:	N/A
Age:	53	Nomination Type:	N/A
Tax File Number:	Provided	Vested Benefits:	132,499.50
Date Joined Fund:	04/08/2015	Total Death Benefit:	1,132,499.50
Service Period Start Date:	02/05/1991	Current Salary:	0.00
Date Left Fund:		Previous Salary:	0.00
Member Code:	HOLNAT00001A	Disability Benefit:	1,000,000.00
Account Start Date:	04/08/2015		
Account Phase:	Accumulation Phase		
Account Description:	Accumulation		

Your Balance

Total Benefits	132,499.50
<u>Preservation Components</u>	
Preserved	132,499.50
Unrestricted Non Preserved	
Restricted Non Preserved	
<u>Tax Components</u>	
Tax Free	198.40
Taxable	132,301.10

Your Detailed Account Summary

	This Year	Last Year
Opening balance at 01/07/2021	136,342.54	114,505.09
<u>Increases to Member account during the period</u>		
Employer Contributions	12,091.15	7,429.18
Personal Contributions (Concessional)		
Personal Contributions (Non Concessional)		
Government Co-Contributions		38.40
Other Contributions		
Proceeds of Insurance Policies		
Transfers In		
Net Earnings	(11,594.09)	19,871.94
Internal Transfer In		
<u>Decreases to Member account during the period</u>		
Pensions Paid		
Contributions Tax	1,813.69	1,114.38
Income Tax	(1,538.35)	812.85
No TFN Excess Contributions Tax		
Excess Contributions Tax		
Refund Excess Contributions		
Division 293 Tax		
Insurance Policy Premiums Paid	4,064.76	3,574.84
Management Fees		
Member Expenses		
Benefits Paid/Transfers Out		
Superannuation Surcharge Tax		
Internal Transfer Out		
Closing balance at 30/06/2022	132,499.50	136,342.54

Holmes Investments Super Fund
Members Statement

Trustee's Disclaimer

This statement has been prepared by the Trustee for the member whose name appears at the top of this statement. Every effort has been made by the Trustee to ensure the accuracy and completeness of this Statement. The Trustee does not accept any liability for any error, omission or misprint. All amounts shown in relation to benefits do not take into account any amounts which may be withheld to satisfy the requirements imposed by the Income Tax Assessment Act 1936.

Signed by all the trustees of the fund

Nathan Holmes
Director

Holmes Investments Super Fund

Members Summary

As at 30 June 2022

Opening Balances	Increases				Decreases					Closing Balance	
	Contributions	Transfers In	Net Earnings	Insurance Proceeds	Pensions Paid	Contributions Tax	Taxes Paid	Benefits Paid/ Transfers Out	Insurance Premiums		Member Expenses
Nathan Holmes (Age: 53)											
HOLNAT00001A - Accumulation											
136,342.54	12,091.15		(11,594.09)			1,813.69	(1,538.35)		4,064.76		132,499.50
136,342.54	12,091.15		(11,594.09)			1,813.69	(1,538.35)		4,064.76		132,499.50
136,342.54	12,091.15		(11,594.09)			1,813.69	(1,538.35)		4,064.76		132,499.50

60400 - Bank Accounts

2022 Financial Year

Preparer Desiree Yutuc

Reviewer Steven Lee

Status Completed

Account Code	Description	CY Balance	LY Balance	Change
CBA19936268	CBA Direct Investment Account 19936268	\$2,246.00	\$1,184.16	89.67%
MET071658360	Suncorp Business Saver 071658360	\$18,397.87	\$21,372.63	(13.92)%
MET079500847	Suncorp Business Everyday Acc 079500847	\$2,305.00	\$981.29	134.89%
TOTAL		CY Balance	LY Balance	
		\$22,948.87	\$23,538.08	

Supporting Documents

- Bank Statement Report [Report](#)
- 2022_CBA CDIA.pdf [CBA19936268](#)
- 2022_HIS.pdf [MET071658360](#)
- 2022_HIED.pdf [MET079500847](#)

Standard Checklist

- Attach Copies of Bank Statements
- Attach copy of Bank Statement Report
- Ensure all Balances match Statement Balances at June 30
- Ensure all Transactions have been entered

Holmes Investments Super Fund Bank Statement Report

For The Period 01 July 2021 to 30 June 2022

Chart Code: 60400 / CBA19936268
Account Name: CBA Direct Investment Account 19936268
BSB and Account Number: 067167 19936268

Opening Balance	-	Total Debits	+	Total Credits	=	Closing Balance	Data Feed Used
\$ 1,184.16		\$ 13,282.81		\$ 14,344.65		\$ 2,246.00	

Date	Description	Debit \$	Credit \$	Ledger Balance \$	Statement Balance \$	Variance \$
01/07/2021	Opening Balance			1,184.16		
20/07/2021	Direct Credit 358020 VEU DIVIDEND VEU46/00814791		23.67	1,207.83		
23/07/2021	Direct Credit 358020 VTS DIVIDEND VTS46/00817204 [System Matched Income Data]		6.18	1,214.01		
25/08/2021	Direct Debit 062934 COMMSEC SECURITI COMMSEC	528.50		685.51		
30/08/2021	Transfer From HOLMES NATHAN LESLIE NAM [OSKO PAYMENT TO 067167 19936268 NAM REF NO 50063750]		2,000.00	2,685.51		
30/08/2021	Transfer From HOLMES NATHAN LESLIE NAM2 [OSKO PAYMENT TO 067167 19936268 NAM2 REF NO 58939750]		1,000.00	3,685.51		
31/08/2021	Transfer From HOLMES NATHAN LESLIE NAM3 [OSKO PAYMENT TO 067167 19936268 NAM3 REF NO 22395551]		2,000.00	5,685.51		
01/09/2021	Direct Debit 062934 COMMSEC SECURITI COMMSEC	3,833.63		1,851.88		
08/09/2021	Direct Debit 062934 COMMSEC SECURITI COMMSEC	1,185.98		665.90		
17/09/2021	Direct Credit 396297 MACA LIMITED SEP21/00804921 [System Matched Income Data]		62.50	728.40		
07/10/2021	Direct Credit 458106 PACT GROUP LTD OCT21/00806461 [System Matched Income Data]		120.00	848.40		
19/10/2021	Direct Credit 358020 VEU DIVIDEND VEU47/00814766 [System Matched Income Data]		17.35	865.75		
25/10/2021	Direct Credit 358020 VTS DIVIDEND VTS47/00817494 [System Matched Income Data]		6.61	872.36		
29/10/2021	Transfer From HOLMES NATHAN LESLIE GNC buy [OSKO PAYMENT TO 067167 19936268 GNC buy REF NO 58199632]		2,500.00	3,372.36		

Holmes Investments Super Fund
Bank Statement Report

For The Period 01 July 2021 to 30 June 2022

Date	Description	Debit \$	Credit \$	Ledger Balance \$	Statement Balance \$	Variance \$
02/11/2021	Direct Debit 062934 COMMSEC SECURITI COMMSEC	2,514.75		857.61		
09/12/2021	Direct Credit 302169 GNC FNL DIV 001270004206 [System Matched Income Data]		48.10	905.71		
14/12/2021	Direct Credit 458106 SOL DIV PAYMENT DEC21/00837901 [System Matched Income Data]		115.20	1,020.91		
21/01/2022	Direct Credit 358020 VEU DIVIDEND VEU48/00814768 [System Matched Income Data]		40.64	1,061.55		
28/01/2022	Direct Credit 358020 VTS DIVIDEND VTS48/00817498 [System Matched Income Data]		8.05	1,069.60		
04/02/2022	Direct Credit 403303 DXI DST 001271107057		129.45	1,199.05		
17/03/2022	Direct Credit 396297 MACA LIMITED MAR22/00805149 [System Matched Income Data]		62.50	1,261.55		
06/04/2022	Direct Credit 458106 PACT GROUP LTD APR22/00805849 [System Matched Income Data]		70.00	1,331.55		
21/04/2022	Direct Credit 358020 VEU DIVIDEND VEU49/00814641 [System Matched Income Data]		4.94	1,336.49		
26/04/2022	Direct Credit 358020 VTS DIVIDEND VTS49/00817334 [System Matched Income Data]		6.52	1,343.01		
13/05/2022	Direct Credit 403303 DXI DST MAR 001276922367		129.44	1,472.45		
13/05/2022	Direct Credit 458106 SOL DIV PAYMENT MAY22/00838445 [System Matched Income Data]		92.80	1,565.25		
27/05/2022	Direct Credit 062895 COMMONWEALTH SEC COMMSEC		5,900.70	7,465.95		
21/06/2022	Direct Debit 062934 COMMSEC SECURITI COMMSEC	5,219.95		2,246.00		
30/06/2022	CLOSING BALANCE			2,246.00		
		<u>13,282.81</u>	<u>14,344.65</u>			

Holmes Investments Super Fund

Bank Statement Report

For The Period 01 July 2021 to 30 June 2022

Chart Code: 60400 / MET071658360

Account Name: Suncorp Business Saver 071658360

BSB and Account Number: 484799 071658360

Opening Balance - **Total Debits** + **Total Credits** = **Closing Balance** **Data Feed Used**

\$ 21,372.63 \$ 7,500.00 \$ 4,525.24 \$ 18,397.87

Date	Description	Debit \$	Credit \$	Ledger Balance \$	Statement Balance \$	Variance \$
01/07/2021	Opening Balance			21,372.63		
31/07/2021	CREDIT INTEREST		3.63	21,376.26		
30/08/2021	Transfer From HOLMES NATHAN LESLIE NAM [OSKO PAYMENT TO 067167 19936268 NAM REF NO 50063750]	2,000.00		19,376.26		
30/08/2021	Transfer From HOLMES NATHAN LESLIE NAM2 [OSKO PAYMENT TO 067167 19936268 NAM2 REF NO 58939750]	1,000.00		18,376.26		
31/08/2021	Transfer From HOLMES NATHAN LESLIE NAM3 [OSKO PAYMENT TO 067167 19936268 NAM3 REF NO 22395551]	2,000.00		16,376.26		
31/08/2021	CREDIT INTEREST		3.59	16,379.85		
30/09/2021	CREDIT INTEREST		2.69	16,382.54		
29/10/2021	Transfer From HOLMES NATHAN LESLIE GNC buy [OSKO PAYMENT TO 067167 19936268 GNC buy REF NO 58199632]	2,500.00		13,882.54		
31/10/2021	CREDIT INTEREST		1.91	13,884.45		
30/11/2021	CREDIT INTEREST		1.14	13,885.59		
31/12/2021	CREDIT INTEREST		1.18	13,886.77		
31/01/2022	CREDIT INTEREST		1.18	13,887.95		
28/02/2022	CREDIT INTEREST		1.06	13,889.01		
31/03/2022	CREDIT INTEREST		1.18	13,890.19		
08/04/2022	INTERNET TRANSFER CREDIT FROM 79500847 REF NO 19987721 [INTERNET TRANSFER DEBIT		2,500.00	16,390.19		

Holmes Investments Super Fund
Bank Statement Report

For The Period 01 July 2021 to 30 June 2022

Date	Description	Debit \$	Credit \$	Ledger Balance \$	Statement Balance \$	Variance \$
	TO 71658360 REFERENCE NO 19987721]					
16/04/2022	INTERNET TRANSFER DEBIT TO 71658360 REFERENCE NO 43278391 [INTERNET TRANSFER CREDIT FROM 79500847 REF NO 43278391]		2,000.00	18,390.19		
30/04/2022	CREDIT INTEREST		1.39	18,391.58		
31/05/2022	CREDIT INTEREST		1.56	18,393.14		
30/06/2022	CREDIT INTEREST		4.73	18,397.87		
30/06/2022	CLOSING BALANCE			18,397.87		
		<u>7,500.00</u>	<u>4,525.24</u>			

Holmes Investments Super Fund Bank Statement Report

For The Period 01 July 2021 to 30 June 2022

Chart Code: 60400 / MET079500847
Account Name: Suncorp Business Everyday Acc 079500847
BSB and Account Number: 484799 079500847

Opening Balance	-	Total Debits	+	Total Credits	=	Closing Balance	Data Feed Used
\$ 981.29		\$ 10,767.44		\$ 12,091.15		\$ 2,305.00	

Date	Description	Debit \$	Credit \$	Ledger Balance \$	Statement Balance \$	Variance \$
01/07/2021	Opening Balance			981.29		
13/07/2021	DIRECT CREDIT PRECISION CH PASCH2107120002142		867.58	1,848.87		
30/07/2021	DIRECT DEBIT NOBLELINK FINANC 110215345/996901	338.73		1,510.14		
20/08/2021	DIRECT CREDIT PRECISION CH PASCH2108180001146		913.24	2,423.38		
30/08/2021	DIRECT DEBIT NOBLELINK FINANC 110215345/1022458	338.73		2,084.65		
09/09/2021	OSKO PAYMENT TO 062099 10417929 SMSF Annual Review REFERENCE HOLMES REF NO 9473390	550.00		1,534.65		
13/09/2021	DIRECT CREDIT PRECISION CH PASCH2109090003177		913.24	2,447.89		
30/09/2021	DIRECT DEBIT NOBLELINK FINANC 110215345/1049737	338.73		2,109.16		
13/10/2021	DIRECT CREDIT PRECISION CH PASCH2110110002316		1,402.96	3,512.12		
01/11/2021	DIRECT DEBIT NOBLELINK FINANC 110215345/1077408	338.73		3,173.39		
11/11/2021	DIRECT CREDIT PRECISION CH PASCH2111080004603		929.79	4,103.18		
30/11/2021	DIRECT DEBIT NOBLELINK FINANC 110215345/1103846	338.73		3,764.45		
10/12/2021	BPAY DEBIT VIA INTERNET ASIC 2296091547523 REFERENCE NUMBER 18086640	56.00		3,708.45		
13/12/2021	DIRECT CREDIT PRECISION CH PASCH2112060005791		1,020.70	4,729.15		
30/12/2021	DIRECT DEBIT NOBLELINK FINANC 110215345/1130733	338.73		4,390.42		
17/01/2022	DIRECT CREDIT PRECISION CH PASCH2201170004436		929.79	5,320.21		

Holmes Investments Super Fund
Bank Statement Report

For The Period 01 July 2021 to 30 June 2022

Date	Description	Debit \$	Credit \$	Ledger Balance \$	Statement Balance \$	Variance \$
29/01/2022	INTERNET TRANSFER DEBIT TO 161203282 REFERENCE NO 29907681 Member fee refund	495.00		4,825.21		
31/01/2022	DIRECT DEBIT NOBLELINK FINANC 110215345/1158681	338.73		4,486.48		
16/02/2022	DIRECT CREDIT PRECISION CH PASCH2202130000636		929.79	5,416.27		
28/02/2022	DIRECT DEBIT NOBLELINK FINANC 110215345/1186364	338.73		5,077.54		
15/03/2022	DIRECT CREDIT PRECISION CH PASCH2203090003740		929.79	6,007.33		
20/03/2022	OSKO PAYMENT TO 062099 10417929 SMSF 2021 Fees REFERENCE HOLMES INVESTMENTS 0547 REF NO 55036412	725.00		5,282.33		
30/03/2022	DIRECT DEBIT NOBLEOAK SERVICE 110215345/1214779	338.73		4,943.60		
03/04/2022	BPAY DEBIT VIA INTERNET TAX OFFICE PAYMENTS 002009680866566121 REFERENCE NUMBER 25121471	376.68		4,566.92		
08/04/2022	INTERNET TRANSFER CREDIT FROM 79500847 REF NO 19987721 [INTERNET TRANSFER DEBIT TO 71658360 REFERENCE NO 19987721]	2,500.00		2,066.92		
14/04/2022	DIRECT CREDIT PRECISION CH PASCH2204090000444		1,394.69	3,461.61		
16/04/2022	INTERNET TRANSFER DEBIT TO 71658360 REFERENCE NO 43278391 [INTERNET TRANSFER CREDIT FROM 79500847 REF NO 43278391]	2,000.00		1,461.61		
02/05/2022	DIRECT DEBIT NOBLEOAK SERVICE 110215345/1245353	338.73		1,122.88		
16/05/2022	DIRECT CREDIT PRECISION CH PASCH2205130000462		929.79	2,052.67		
30/05/2022	DIRECT DEBIT NOBLEOAK SERVICE 110215345/1272150	338.73		1,713.94		
20/06/2022	DIRECT CREDIT PRECISION CH PASCH2206160001033		929.79	2,643.73		
30/06/2022	DIRECT DEBIT NOBLEOAK SERVICE 110215345/1302540	338.73		2,305.00		
30/06/2022	CLOSING BALANCE			2,305.00		
		<u>10,767.44</u>	<u>12,091.15</u>			



036

MR NATHAN LESLIE HOLMES
 5 SONOMA CT
 CASHMERE QLD 4500

Account Number 06 7167 19936268

Statement Period 21 Jan 2021 - 20 Jul 2021

Closing Balance \$1,207.83 CR

Enquiries 13 1998
 (24 hours a day, 7 days a week)

Direct Investment Account

If this account has an attached overdraft limit or facility and we send you a statement every 4 or 6 months, we will update your statement preference to every 3 months as part of changes made to the new Banking Code of Practice from 1 July 2019.

Your SMSF Commonwealth Direct Investment Account specifically designed for your Self Managed Super Fund can grow your savings while you plan your next investment. Earn a competitive rate of interest on balances over \$10,000. You can enjoy instant access to your money through ATMs, NetBank, EFTPOS, telephone banking and bank branches.


Name: HOLMES INVESTMENTS QLD PTY LTD ITF HOLME
 S INVESTMENTS S - F

Note: Have you checked your statement today? It's easy to find out more information about each of your transactions by logging on to the CommBank App or NetBank. Should you have any questions on fees or see an error please contact us on the details above. Cheque proceeds are available when cleared.

The date of transactions shown here may be different on your other transaction lists (for example, the transaction list that appears on the CommBank app).

Date	Transaction	Debit	Credit	Balance
21 Jan	2021 OPENING BALANCE			\$774.43 CR
22 Jan	Direct Credit 358020 VEU DIVIDEND VEU44/00814852		20.33	\$794.76 CR
28 Jan	Direct Credit 358020 VTS DIVIDEND VTS44/00816968		6.83	\$801.59 CR
05 Feb	Direct Credit 403303 ADI DST 001255418943		123.63	\$925.22 CR
18 Mar	Direct Credit 396297 MACA LIMITED MAR21/00804379		62.50	\$987.72 CR
07 Apr	Direct Credit 458106 PACT GROUP LTD APR21/00807583		100.00	\$1,087.72 CR
22 Apr	Direct Credit 358020 VEU DIVIDEND VEU45/00814864		7.36	\$1,095.08 CR
27 Apr	Direct Credit 358020 VTS DIVIDEND VTS45/00817103		5.88	\$1,100.96 CR
14 May	Direct Credit 418559 SOL DIVIDEND 88002089200		83.20	\$1,184.16 CR





Date	Transaction	Debit	Credit	Balance			
20 Jul	Direct Credit 358020 VEU DIVDEND VEU46/00814791		23.67	\$1,207.83 CR			
20 Jul	2021 CLOSING BALANCE			\$1,207.83 CR			
Opening balance		-	Total debits	+	Total credits	=	Closing balance
	\$774.43 CR		Nil		\$433.40		\$1,207.83 CR

Your Credit Interest Rate Summary

Date	Balance	Standard Credit Interest Rate (p.a.)
20 Jul	Less than \$10,000.00	0.00%
	\$10,000.00 and over	0.05%

Note. Interest rates are effective as at the date shown but are subject to change.

Important Safety Notice: Keeping Your Accounts Safe.

Contact us immediately, anytime, on **13 2221** if you notice any suspicious activity on your account or if you need to report a lost or stolen card.

What to look out for

Other people may make unauthorised transactions on your account by gaining access to your personal information. They commonly gain your personal information by posing as another person or business, or by stealing your passwords. This is usually done by SMS or email phishing, and via telephone scams. This information is then often used to make unauthorised transactions on your accounts.

How can I keep my accounts safe?

Keep your devices, PIN and passwords secure so that nobody can gain access or discover this information.

- Memorise your codes and delete or destroy any record of them.
- If you are waiting for your card in the mail, secure your letterbox at all times.
- Don't tell anyone your passwords or PINs – including family, friends and anyone who claims they are from the bank.
- Don't choose any passwords or PINs which are easily guessed, such as your birthday, name, phone number, or numbers which form a pattern.

Keep your cards and devices safe, take extra care of your online wallets and mobile banking applications.

- Activate and set a PIN on your card as soon as you receive it.
- Regularly check your card is still in your possession.
- Cancel, cut up and securely dispose of any card you no longer use.
- Don't let anyone else register their own thumbprint or other biometrics on your device.
- Don't leave your card unattended when you are in public, including at work.



Has there been an unauthorised transaction on your account?

1. Double check that the transaction was not made by you, or an authorised person on the account.
2. Document the incorrect transaction.
3. Contact the merchant that charged you (most issues can be resolved faster that way).

For more information, visit:

commbank.com.au/support/disputing-a-transaction.html

If the issue is still unresolved, contact us within 30 days of your transaction statement date, and we may be able to exercise our chargeback rights to recover your funds.

Please note: We cannot request a chargeback on BPAY payments because different rules apply (these rules are set out in the ePayments Code).

To find out more about chargebacks, visit:

commbank.com.au/support/faqs/1387.html

Important information: This document is a guideline only. If you don't take reasonable measures to protect your cards and devices, or protect your personal and security information, or prevent others from accessing such information, you may be liable for any unauthorised transactions. Your liability for any losses arising from unauthorised transactions is determined in accordance with the ePayments Code and is set out in your account Terms and Conditions. For a copy visit commbank.com.au. To notify us of any account security issues, simply call 13 2221, 24 hours a day, 7 days a week. HomePath Pty Limited ABN 35 081 986 530 is a wholly owned but non-guaranteed subsidiary of Commonwealth Bank of Australia.



036

MR NATHAN LESLIE HOLMES
 5 SONOMA CT
 CASHMERE QLD 4500

Account Number 06 7167 19936268

Statement Period 21 Jul 2021 - 20 Jan 2022

Closing Balance \$1,020.91 CR

Enquiries 13 1998
 (24 hours a day, 7 days a week)

Direct Investment Account

If this account has an attached overdraft limit or facility and we send you a statement every 4 or 6 months, we will update your statement preference to every 3 months as part of changes made to the new Banking Code of Practice from 1 July 2019.

The Commonwealth Direct Investment Account is the preferred cash account for SMSF customers. You will receive discounted brokerage when you link your CDIA to a CommSec Trading Account, and enjoy the convenience of managing your investments through NetBank and the CommBank app.

Name: HOLMES INVESTMENTS QLD PTY LTD ITF HOLME
 S INVESTMENTS S - F

Note: Have you checked your statement today? It's easy to find out more information about each of your transactions by logging on to the CommBank App or NetBank. Should you have any questions on fees or see an error please contact us on the details above. Cheque proceeds are available when cleared.


The date of transactions shown here may be different on your other transaction lists (for example, the transaction list that appears on the CommBank app).

Date	Transaction	Debit	Credit	Balance
21 Jul	2021 OPENING BALANCE			\$1,207.83 CR
23 Jul	Direct Credit 358020 VTS DIVIDEND VTS46/00817204		6.18	\$1,214.01 CR
25 Aug	Direct Debit 062934 COMMSEC SECURITI COMMSEC	528.50		\$685.51 CR
30 Aug	Transfer From HOLMES NATHAN LESLIE NAM		2,000.00	\$2,685.51 CR
30 Aug	Transfer From HOLMES NATHAN LESLIE NAM2		1,000.00	\$3,685.51 CR
31 Aug	Transfer From HOLMES NATHAN LESLIE NAM3		2,000.00	\$5,685.51 CR
01 Sep	Direct Debit 062934 COMMSEC SECURITI COMMSEC	3,833.63		\$1,851.88 CR
08 Sep	Direct Debit 062934 COMMSEC SECURITI COMMSEC	1,185.98		\$665.90 CR
17 Sep	Direct Credit 396297 MACA LIMITED SEP21/00804921		62.50	\$728.40 CR
07 Oct	Direct Credit 458106 PACT GROUP LTD OCT21/00806461		120.00	\$848.40 CR
19 Oct	Direct Credit 358020 VEU DIVIDEND VEU47/00814766		17.35	\$865.75 CR



Account Number

06 7167 19936268



Date	Transaction	Debit	Credit	Balance
25 Oct	Direct Credit 358020 VTS DIVIDEND VTS47/00817494		6.61	\$872.36 CR
29 Oct	Transfer From HOLMES NATHAN LESLIE GNC buy		2,500.00	\$3,372.36 CR
02 Nov	Direct Debit 062934 COMMSEC SECURITI COMMSEC	2,514.75		\$857.61 CR
09 Dec	Direct Credit 302169 GNC FNL DIV 001270004206		48.10	\$905.71 CR
14 Dec	Direct Credit 458106 SOL DIV PAYMENT DEC21/00837901		115.20	\$1,020.91 CR
20 Jan 2022	CLOSING BALANCE			\$1,020.91 CR

Opening balance	-	Total debits	+	Total credits	=	Closing balance
\$1,207.83 CR		\$8,062.86		\$7,875.94		\$1,020.91 CR

Your Credit Interest Rate Summary

Date	Balance	Standard Credit Interest Rate (p.a.)
20 Jan	Less than \$10,000.00	0.00%
	\$10,000.00 and over	0.05%

Note. Interest rates are effective as at the date shown but are subject to change.

Important Information:

We try to get things right the first time – but if we don't, we'll do what we can to fix it.
You can fix most problems simply by contacting us.
Write to: CBA Group Customer Relations, Reply Paid 41, Sydney NSW 2001
Tell us online: commbank.com.au/support/compliments-and-complaints.html
Call: 1800 805 605 (free call)

You can also contact the Australian Financial Complaints Authority, AFCA, an independent external dispute resolution body approved by ASIC - time limits may apply, visit AFCA, afca.org.au, website for more information.
Write to: Australian Financial Complaints Authority, GPO Box 3, Melbourne VIC 3001
Email: info@afca.org.au
Call: 1800 931 678, free call Monday to Friday 9am– 5pm, AEST



036

MR NATHAN LESLIE HOLMES
 5 SONOMA CT
 CASHMERE QLD 4500

Account Number 06 7167 19936268

Statement Period 21 Jan 2022 - 20 Jul 2022

Closing Balance \$2,275.70 CR

Enquiries 13 1998
 (24 hours a day, 7 days a week)

Direct Investment Account

If this account has an attached overdraft limit or facility and we send you a statement every 4 or 6 months, we will update your statement preference to every 3 months as part of changes made to the new Banking Code of Practice from 1 July 2019.

The Commonwealth Direct Investment Account is the preferred cash account for SMSF customers. You will receive discounted brokerage when you link your CDIA to a CommSec Trading Account, and enjoy the convenience of managing your investments through NetBank and the CommBank app.

Name: HOLMES INVESTMENTS QLD PTY LTD ITF HOLME
 S INVESTMENTS S - F

Note: Have you checked your statement today? It's easy to find out more information about each of your transactions by logging on to the CommBank App or NetBank. Should you have any questions on fees or see an error please contact us on the details above. Cheque proceeds are available when cleared.


The date of transactions shown here may be different on your other transaction lists (for example, the transaction list that appears on the CommBank app).

Date	Transaction	Debit	Credit	Balance
21 Jan	2022 OPENING BALANCE			\$1,020.91 CR
21 Jan	Direct Credit 358020 VEU DIVIDEND VEU48/00814768		40.64	\$1,061.55 CR
28 Jan	Direct Credit 358020 VTS DIVIDEND VTS48/00817498		8.05	\$1,069.60 CR
04 Feb	Direct Credit 403303 DXI DST 001271107057		129.45	\$1,199.05 CR
17 Mar	Direct Credit 396297 MACA LIMITED MAR22/00805149		62.50	\$1,261.55 CR
06 Apr	Direct Credit 458106 PACT GROUP LTD APR22/00805849		70.00	\$1,331.55 CR
21 Apr	Direct Credit 358020 VEU DIVIDEND VEU49/00814641		4.94	\$1,336.49 CR
26 Apr	Direct Credit 358020 VTS DIVIDEND VTS49/00817334		6.52	\$1,343.01 CR
13 May	Direct Credit 403303 DXI DST MAR 001276922367		129.44	\$1,472.45 CR
13 May	Direct Credit 458106 SOL DIV PAYMENT MAY22/00838445		92.80	\$1,565.25 CR
27 May	Direct Credit 062895 COMMONWEALTH SEC COMMSEC		5,900.70	\$7,465.95 CR



Account Number

06 7167 19936268



Date	Transaction	Debit	Credit	Balance			
21 Jun	Direct Debit 062934 COMMSEC SECURITI COMMSEC	5,219.95		\$2,246.00 CR			
20 Jul	Direct Credit 358020 VEU DIVIDEND VEU50/00814376		29.70	\$2,275.70 CR			
20 Jul 2022	CLOSING BALANCE			\$2,275.70 CR			
Opening balance		-	Total debits	+	Total credits	=	Closing balance
\$1,020.91 CR			\$5,219.95		\$6,474.74		\$2,275.70 CR

Your Credit Interest Rate Summary

Date	Balance	Standard Credit Interest Rate (p.a.)
20 Jul	Less than \$10,000.00	0.00%
	\$10,000.00 and over	0.30%

Note. Interest rates are effective as at the date shown but are subject to change.

Important Information:

We try to get things right the first time – but if we don't, we'll do what we can to fix it. You can fix most problems simply by contacting us.

Write to: CBA Group Customer Relations, Reply Paid 41, Sydney NSW 2001

Tell us online: commbank.com.au/support/compliments-and-complaints.html

Call: 1800 805 605 (free call)

You can also contact the Australian Financial Complaints Authority, AFCA, an independent external dispute resolution body approved by ASIC - time limits may apply, visit AFCA, afca.org.au, website for more information.

Write to: Australian Financial Complaints Authority, GPO Box 3, Melbourne VIC 3001

Email: info@afca.org.au

Call: 1800 931 678, free call Monday to Friday 9am– 5pm, AEST

Important Safety Notice: Keeping Your Accounts Safe.

Contact us immediately, anytime, on **13 2221** if you notice any suspicious activity on your account or if you need to report a lost or stolen card.

What to look out for

Other people may make unauthorised transactions on your account by gaining access to your personal information. They commonly gain your personal information by posing as another person or business, or by stealing your passwords. This is usually done by SMS or email phishing, and via telephone scams. This information is then often used to make unauthorised transactions on your accounts.

How can I keep my accounts safe?

Keep your devices, PIN and passwords secure so that nobody can gain access or discover this information.

- Memorise your codes and delete or destroy any record of them.
- If you are waiting for your card in the mail, secure your letterbox at all times.
- Don't tell anyone your passwords or PINs – including family, friends and anyone who claims they are from the bank.
- Don't choose any passwords or PINs which are easily guessed, such as your birthday, name, phone number, or numbers which form a pattern.

Keep your cards and devices safe, take extra care of your online wallets and mobile banking applications.

- Activate and set a PIN on your card as soon as you receive it.
- Regularly check your card is still in your possession.
- Cancel, cut up and securely dispose of any card you no longer use.
- Don't let anyone else register their own thumbprint or other biometrics on your device.
- Don't leave your card unattended when you are in public, including at work.



Has there been an unauthorised transaction on your account?

1. Double check that the transaction was not made by you, or an authorised person on the account.
2. Document the incorrect transaction.
3. Contact the merchant that charged you (most issues can be resolved faster that way).

For more information, visit:

commbank.com.au/support/disputing-a-transaction.html

If the issue is still unresolved, contact us within 30 days of your transaction statement date, and we may be able to exercise our chargeback rights to recover your funds.

Please note: We cannot request a chargeback on BPAY payments because different rules apply (these rules are set out in the ePayments Code).

To find out more about chargebacks, visit:

commbank.com.au/support/faqs/1387.html

Important information: This document is a guideline only. If you don't take reasonable measures to protect your cards and devices, or protect your personal and security information, or prevent others from accessing such information, you may be liable for any unauthorised transactions. Your liability for any losses arising from unauthorised transactions is determined in accordance with the ePayments Code and is set out in your account Terms and Conditions. For a copy visit commbank.com.au. To notify us of any account security issues, simply call 13 2221, 24 hours a day, 7 days a week. HomePath Pty Limited ABN 35 081 986 530 is a wholly owned but non-guaranteed subsidiary of Commonwealth Bank of Australia.

HOLMES INVESTMENTS QLD PTY LTD
T/F HOLMES INVESTMENTS SUPER FUND
5 SONOMA CT
CASHMERE QLD 4500

Account Summary

Opening Balance	\$21,372.63
Total Withdrawals	\$5,000.00 -
Total Deposits	\$9.91+
Closing Balance	\$16,382.54

BSB Number **484-799**

Account Number **071658360**

Statement Period **1/07/2021 - 30/09/2021**

Account Transactions

Date	Transaction Details	Withdrawal	Deposit	Balance
	Opening Balance			21,372.63
31 Jul 2021	CREDIT INTEREST		3.63	21,376.26
30 Aug 2021	OSKO PAYMENT TO 067167 19936268 NAM REF NO 50063750	2,000.00		19,376.26
30 Aug 2021	OSKO PAYMENT TO 067167 19936268 NAM2 REF NO 58939750	1,000.00		18,376.26
31 Aug 2021	OSKO PAYMENT TO 067167 19936268 NAM3 REF NO 22395551	2,000.00		16,376.26
31 Aug 2021	CREDIT INTEREST		3.59	16,379.85
30 Sep 2021	CREDIT INTEREST		2.69	16,382.54
	CLOSING BALANCE			16,382.54

Summary of Interest, Fees and Charges on this account for period 1 July 2021 - 30 September 2021

Suncorp:	This Period	1 July to date	Government:	This Period	1 July to date
Interest Paid	\$9.91	\$9.91	Government Duties/Taxes	\$0.00	
Interest Charged	\$0.00	\$0.00	Withholding Tax	\$0.00	
Bank Fees Charged	\$0.00		Other Financial Institutions:		
			ATM Operator Fee	\$0.00	

Notes: Please retain this statement for taxation purposes.

Please check all entries on your statement and notify Suncorp Bank immediately of any errors or omissions. Should you have a query about your account please call 13 11 55. It is important we hold your most up-to-date personal details, please contact us if these have changed.

Complaints and Feedback

If we didn't meet your expectations in any way or to lodge a complaint with Suncorp Bank, please contact us on 13 11 55. For information on our complaint processes or to escalate a complaint with us visit www.suncorp.com.au/contact-us/customer-relations or lodge your complaint with the Australian Financial Complaints Authority by visiting www.afca.org.au, calling 1800 931 678, emailing info@afca.org.au or sending a letter to GPO Box 3, Melbourne VIC 3001.

HOLMES INVESTMENTS QLD PTY LTD
T/F HOLMES INVESTMENTS SUPER FUND
5 SONOMA CT
CASHMERE QLD 4500

Account Summary

Opening Balance	\$16,382.54
Total Withdrawals	\$2,500.00 -
Total Deposits	\$4.23+
Closing Balance	\$13,886.77

BSB Number **484-799**

Account Number **071658360**

Statement Period **1/10/2021 - 31/12/2021**

Account Transactions

Date	Transaction Details	Withdrawal	Deposit	Balance
	Opening Balance			16,382.54
29 Oct 2021	OSKO PAYMENT TO 067167 19936268 GNC buy REF NO 58199632	2,500.00		13,882.54
31 Oct 2021	CREDIT INTEREST		1.91	13,884.45
30 Nov 2021	CREDIT INTEREST		1.14	13,885.59
31 Dec 2021	CREDIT INTEREST		1.18	13,886.77
	CLOSING BALANCE			13,886.77

Summary of Interest, Fees and Charges on this account for period 1 October 2021 - 31 December 2021

	This Period	1 July to date	Government:	This Period	1 July to date
Suncorp:					
Interest Paid	\$4.23	\$14.14	Government Duties/Taxes	\$0.00	
Interest Charged	\$0.00	\$0.00	Withholding Tax	\$0.00	
Bank Fees Charged	\$0.00		Other Financial Institutions:		
			ATM Operator Fee	\$0.00	

Notes: Please retain this statement for taxation purposes.

Please check all entries on your statement and notify Suncorp Bank immediately of any errors or omissions. Should you have a query about your account please call 13 11 55. It is important we hold your most up-to-date personal details, please contact us if these have changed.

Complaints and Feedback

If we didn't meet your expectations in any way or to lodge a complaint with Suncorp Bank, please contact us on 13 11 55. For information on our complaint processes or to escalate a complaint with us visit www.suncorp.com.au/contact-us/customer-relations or lodge your complaint with the Australian Financial Complaints Authority by visiting www.afca.org.au, calling 1800 931 678, emailing info@afca.org.au or sending a letter to GPO Box 3, Melbourne VIC 3001.

HOLMES INVESTMENTS QLD PTY LTD
T/F HOLMES INVESTMENTS SUPER FUND
5 SONOMA CT
CASHMERE QLD 4500

Account Summary

Opening Balance	\$13,886.77
Total Withdrawals	\$0.00 -
Total Deposits	\$3.42+
Closing Balance	\$13,890.19

BSB Number **484-799**

Account Number **071658360**

Statement Period **1/01/2022 - 31/03/2022**

Account Transactions

Date	Transaction Details	Withdrawal	Deposit	Balance
	Opening Balance			13,886.77
31 Jan 2022	CREDIT INTEREST		1.18	13,887.95
28 Feb 2022	CREDIT INTEREST		1.06	13,889.01
31 Mar 2022	CREDIT INTEREST		1.18	13,890.19
	CLOSING BALANCE			13,890.19

Summary of Interest, Fees and Charges on this account for period 1 January 2022 - 31 March 2022

	This Period	1 July to date	Government:	This Period	1 July to date
Suncorp:					
Interest Paid	\$3.42	\$17.56	Government Duties/Taxes	\$0.00	
Interest Charged	\$0.00	\$0.00	Withholding Tax	\$0.00	
Bank Fees Charged	\$0.00		Other Financial Institutions:		
			ATM Operator Fee	\$0.00	

Notes: Please retain this statement for taxation purposes.

Please check all entries on your statement and notify Suncorp Bank immediately of any errors or omissions. Should you have a query about your account please call 13 11 55. It is important we hold your most up-to-date personal details, please contact us if these have changed.

Complaints and Feedback

If we didn't meet your expectations in any way or to lodge a complaint with Suncorp Bank, please contact us on 13 11 55. For information on our complaint processes or to escalate a complaint with us visit www.suncorp.com.au/contact-us/customer-relations or lodge your complaint with the Australian Financial Complaints Authority by visiting www.afca.org.au, calling 1800 931 678, emailing info@afca.org.au or sending a letter to GPO Box 3, Melbourne VIC 3001.

HOLMES INVESTMENTS QLD PTY LTD
T/F HOLMES INVESTMENTS SUPER FUND
5 SONOMA CT
CASHMERE QLD 4500

Account Summary

Opening Balance	\$13,890.19
Total Withdrawals	\$0.00 -
Total Deposits	\$4,507.68+
Closing Balance	\$18,397.87

BSB Number	484-799
Account Number	071658360
Statement Period	1/04/2022 - 30/06/2022

Account Transactions

Date	Transaction Details	Withdrawal	Deposit	Balance
	Opening Balance			13,890.19
8 Apr 2022	INTERNET TRANSFER CREDIT FROM 79500847 REF NO 19987721		2,500.00	16,390.19
16 Apr 2022	INTERNET TRANSFER CREDIT FROM 79500847 REF NO 43278391		2,000.00	18,390.19
30 Apr 2022	CREDIT INTEREST		1.39	18,391.58
31 May 2022	CREDIT INTEREST		1.56	18,393.14
30 Jun 2022	CREDIT INTEREST		4.73	18,397.87
	CLOSING BALANCE			18,397.87

Summary of Interest, Fees and Charges on this account for period 1 April 2022 - 30 June 2022

	This Period	1 July to date	Government:	This Period	1 July to date
Suncorp:					
Interest Paid	\$7.68	\$25.24	Government Duties/Taxes	\$0.00	
Interest Charged	\$0.00	\$0.00	Withholding Tax	\$0.00	
Bank Fees Charged	\$0.00		Other Financial Institutions:		
			ATM Operator Fee	\$0.00	

Notes: Please retain this statement for taxation purposes.

Please check all entries on your statement and notify Suncorp Bank immediately of any errors or omissions. Should you have a query about your account please call 13 11 55. It is important we hold your most up-to-date personal details, please contact us if these have changed.

Complaints and Feedback

If we didn't meet your expectations in any way or to lodge a complaint with Suncorp Bank, please contact us on 13 11 55. For information on our complaint processes or to escalate a complaint with us visit www.suncorp.com.au/contact-us/customer-relations or lodge your complaint with the Australian Financial Complaints Authority by visiting www.afca.org.au, calling 1800 931 678, emailing info@afca.org.au or sending a letter to GPO Box 3, Melbourne VIC 3001.

HOLMES INVESTMENTS QLD PTY LTD
ATF HOLMES INVESTMENTS SUPER FUND
5 SONOMA CT
CASHMERE QLD 4500

Account Summary

Opening Balance	\$981.29
Total Withdrawals	\$1,566.19 -
Total Deposits	\$2,694.06+
Closing Balance	\$2,109.16

BSB Number **484-799**


Account Number **079500847**

Statement Period **1/07/2021 - 30/09/2021**

Important information for home and other property owners: Protecting your property with adequate insurance is often a condition of your loan. We recommend you review the terms and conditions concerning insurance in any security you have granted to us to make sure you are complying. It's important to be sure that you have an appropriate level of insurance cover in the event of your property being damaged or destroyed. Suncorp Bank recommends that you check your cover regularly with your insurer, to evaluate your insurance needs and be sure you're fully covered. The Australian Securities and Investments Commission (ASIC) provides independent information on property insurance and the risks of underinsurance. Find out more at www.moneysmart.gov.au

Account Transactions

Date	Transaction Details	Withdrawal	Deposit	Balance
	Opening Balance			981.29
13 Jul 2021	DIRECT CREDIT PRECISION CH PASCH2107120002142		867.58	1,848.87
30 Jul 2021	DIRECT DEBIT NOBLELINK FINANC 110215345/996901	338.73		1,510.14
20 Aug 2021	DIRECT CREDIT PRECISION CH PASCH2108180001146		913.24	2,423.38
30 Aug 2021	DIRECT DEBIT NOBLELINK FINANC 110215345/1022458	338.73		2,084.65
9 Sep 2021	OSKO PAYMENT TO 062099 10417929 SMSF Annual Review REFERENCE HOLMES REF NO 9473390	550.00		1,534.65
13 Sep 2021	DIRECT CREDIT PRECISION CH PASCH2109090003177		913.24	2,447.89
	BALANCE CARRIED FORWARD			2,447.89



Account Transactions Continued

Date	Transaction Details	Withdrawal	Deposit	Balance
	BALANCE BROUGHT FORWARD			2,447.89
30 Sep 2021	DIRECT DEBIT NOBLELINK FINANC 110215345/1049737	338.73		2,109.16
	CLOSING BALANCE			2,109.16

Summary of Interest, Fees and Charges on this account for period 1 July 2021 - 30 September 2021

Suncorp:	This Period	1 July to date	Government:	This Period	1 July to date
Interest Paid	\$0.00	\$0.00	Government Duties/Taxes	\$0.00	
Interest Charged	\$0.00	\$0.00	Withholding Tax	\$0.00	
Bank Fees Charged	\$0.00		Other Financial Institutions:		
			ATM Operator Fee	\$0.00	

Notes: Please retain this statement for taxation purposes.

Please check all entries on your statement and notify Suncorp Bank immediately of any errors or omissions. Should you have a query about your account please call 13 11 55. It is important we hold your most up-to-date personal details, please contact us if these have changed.

Complaints and Feedback

If we didn't meet your expectations in any way or to lodge a complaint with Suncorp Bank, please contact us on 13 11 55. For information on our complaint processes or to escalate a complaint with us visit www.suncorp.com.au/contact-us/customer-relations or lodge your complaint with the Australian Financial Complaints Authority by visiting www.afca.org.au, calling 1800 931 678, emailing info@afca.org.au or sending a letter to GPO Box 3, Melbourne VIC 3001.

HOLMES INVESTMENTS QLD PTY LTD
ATF HOLMES INVESTMENTS SUPER FUND
5 SONOMA CT
CASHMERE QLD 4500

Account Summary

Opening Balance	\$2,109.16
Total Withdrawals	\$1,072.19 -
Total Deposits	\$3,353.45+
Closing Balance	\$4,390.42

BSB Number **484-799**

Account Number **079500847**

Statement Period **1/10/2021 - 31/12/2021**

Important information for home and other property owners: Protecting your property with adequate insurance is often a condition of your loan. We recommend you review the terms and conditions concerning insurance in any security you have granted to us to make sure you are complying. It's important to be sure that you have an appropriate level of insurance cover in the event of your property being damaged or destroyed. Suncorp Bank recommends that you check your cover regularly with your insurer, to evaluate your insurance needs and be sure you're fully covered. The Australian Securities and Investments Commission (ASIC) provides independent information on property insurance and the risks of underinsurance. Find out more at www.moneysmart.gov.au

Account Transactions

Date	Transaction Details	Withdrawal	Deposit	Balance
	Opening Balance			2,109.16
13 Oct 2021	DIRECT CREDIT PRECISION CH PASCH2110110002316		1,402.96	3,512.12
1 Nov 2021	DIRECT DEBIT NOBLELINK FINANC 110215345/1077408	338.73		3,173.39
11 Nov 2021	DIRECT CREDIT PRECISION CH PASCH2111080004603		929.79	4,103.18
30 Nov 2021	DIRECT DEBIT NOBLELINK FINANC 110215345/1103846	338.73		3,764.45
10 Dec 2021	BPAY DEBIT VIA INTERNET ASIC 2296091547523 REFERENCE NUMBER 18086640	56.00		3,708.45
13 Dec 2021	DIRECT CREDIT PRECISION CH PASCH2112060005791		1,020.70	4,729.15
30 Dec 2021	DIRECT DEBIT NOBLELINK FINANC 110215345/1130733	338.73		4,390.42
	CLOSING BALANCE			4,390.42

Summary of Interest, Fees and Charges on this account for period 1 October 2021 - 31 December 2021

Suncorp:	This Period	1 July to date	Government:	This Period	1 July to date
Interest Paid	\$0.00	\$0.00	Government Duties/Taxes	\$0.00	
Interest Charged	\$0.00	\$0.00	Withholding Tax	\$0.00	
Bank Fees Charged	\$0.00		Other Financial Institutions:		
			ATM Operator Fee	\$0.00	

Notes: Please retain this statement for taxation purposes.

Please check all entries on your statement and notify Suncorp Bank immediately of any errors or omissions. Should you have a query about your account please call 13 11 55. It is important we hold your most up-to-date personal details, please contact us if these have changed.

Complaints and Feedback

If we didn't meet your expectations in any way or to lodge a complaint with Suncorp Bank, please contact us on 13 11 55. For information on our complaint processes or to escalate a complaint with us visit www.suncorp.com.au/contact-us/customer-relations or lodge your complaint with the Australian Financial Complaints Authority by visiting www.afca.org.au, calling 1800 931 678, emailing info@afca.org.au or sending a letter to GPO Box 3, Melbourne VIC 3001.

HOLMES INVESTMENTS QLD PTY LTD
ATF HOLMES INVESTMENTS SUPER FUND
5 SONOMA CT
CASHMERE QLD 4500

Account Summary

Opening Balance	\$4,390.42
Total Withdrawals	\$2,236.19 -
Total Deposits	\$2,789.37+
Closing Balance	\$4,943.60

BSB Number **484-799**


Account Number **079500847**

Statement Period **1/01/2022 - 31/03/2022**

Important information for home and other property owners: Protecting your property with adequate insurance is often a condition of your loan. We recommend you review the terms and conditions concerning insurance in any security you have granted to us to make sure you are complying. It's important to be sure that you have an appropriate level of insurance cover in the event of your property being damaged or destroyed. Suncorp Bank recommends that you check your cover regularly with your insurer, to evaluate your insurance needs and be sure you're fully covered. The Australian Securities and Investments Commission (ASIC) provides independent information on property insurance and the risks of underinsurance. Find out more at www.moneysmart.gov.au

Account Transactions

Date	Transaction Details	Withdrawal	Deposit	Balance
	Opening Balance			4,390.42
17 Jan 2022	DIRECT CREDIT PRECISION CH PASCH2201170004436		929.79	5,320.21
29 Jan 2022	INTERNET TRANSFER DEBIT TO 161203282 REFERENCE NO 29907681 Member fee refund	495.00		4,825.21
31 Jan 2022	DIRECT DEBIT NOBLELINK FINANC 110215345/1158681	338.73		4,486.48
16 Feb 2022	DIRECT CREDIT PRECISION CH PASCH2202130000636		929.79	5,416.27
28 Feb 2022	DIRECT DEBIT NOBLELINK FINANC 110215345/1186364	338.73		5,077.54
15 Mar 2022	DIRECT CREDIT PRECISION CH PASCH2203090003740		929.79	6,007.33
	BALANCE CARRIED FORWARD			6,007.33



Account Transactions Continued

Date	Transaction Details	Withdrawal	Deposit	Balance
	BALANCE BROUGHT FORWARD			6,007.33
20 Mar 2022	OSKO PAYMENT TO 062099 10417929 SMSF 2021 Fees REFERENCE HOLMES INVESTMENTS 0547 REF NO 55036412	725.00		5,282.33
30 Mar 2022	DIRECT DEBIT NOBLEOAK SERVICE 110215345/1214779	338.73		4,943.60
	CLOSING BALANCE			4,943.60

Summary of Interest, Fees and Charges on this account for period 1 January 2022 - 31 March 2022

	This Period	1 July to date		This Period	1 July to date
Suncorp:			Government:		
Interest Paid	\$0.00	\$0.00	Government Duties/Taxes	\$0.00	
Interest Charged	\$0.00	\$0.00	Withholding Tax	\$0.00	
Bank Fees Charged	\$0.00		Other Financial Institutions:		
			ATM Operator Fee	\$0.00	

Notes: Please retain this statement for taxation purposes.

Please check all entries on your statement and notify Suncorp Bank immediately of any errors or omissions. Should you have a query about your account please call 13 11 55. It is important we hold your most up-to-date personal details, please contact us if these have changed.

Complaints and Feedback

If we didn't meet your expectations in any way or to lodge a complaint with Suncorp Bank, please contact us on 13 11 55. For information on our complaint processes or to escalate a complaint with us visit www.suncorp.com.au/contact-us/customer-relations or lodge your complaint with the Australian Financial Complaints Authority by visiting www.afca.org.au, calling 1800 931 678, emailing info@afca.org.au or sending a letter to GPO Box 3, Melbourne VIC 3001.

HOLMES INVESTMENTS QLD PTY LTD
ATF HOLMES INVESTMENTS SUPER FUND
5 SONOMA CT
CASHMERE QLD 4500

Account Summary

Opening Balance	\$4,943.60
Total Withdrawals	\$5,892.87 -
Total Deposits	\$3,254.27+
Closing Balance	\$2,305.00


BSB Number	484-799
Account Number	079500847
Statement Period	1/04/2022 - 30/06/2022

Important information for home and other property owners: Protecting your property with adequate insurance is often a condition of your loan. We recommend you review the terms and conditions concerning insurance in any security you have granted to us to make sure you are complying. It's important to be sure that you have an appropriate level of insurance cover in the event of your property being damaged or destroyed. Suncorp Bank recommends that you check your cover regularly with your insurer, to evaluate your insurance needs and be sure you're fully covered. The Australian Securities and Investments Commission (ASIC) provides independent information on property insurance and the risks of underinsurance. Find out more at www.moneysmart.gov.au

Account Transactions

Date	Transaction Details	Withdrawal	Deposit	Balance
	Opening Balance			4,943.60
3 Apr 2022	BPAY DEBIT VIA INTERNET	376.68		4,566.92
	TAX OFFICE PAYMENTS 002009680866566121 REFERENCE NUMBER 25121471			
8 Apr 2022	INTERNET TRANSFER DEBIT	2,500.00		2,066.92
	TO 71658360 REFERENCE NO 19987721			
14 Apr 2022	DIRECT CREDIT PRECISION CH		1,394.69	3,461.61
	PASCH2204090000444			
16 Apr 2022	INTERNET TRANSFER DEBIT	2,000.00		1,461.61
	TO 71658360 REFERENCE NO 43278391			
2 May 2022	DIRECT DEBIT NOBLEOAK SERVICE	338.73		1,122.88
	110215345/1245353			
16 May 2022	DIRECT CREDIT PRECISION CH		929.79	2,052.67
	PASCH2205130000462			
30 May 2022	DIRECT DEBIT NOBLEOAK SERVICE	338.73		1,713.94
	110215345/1272150			
	BALANCE CARRIED FORWARD			1,713.94

Details are continued on the back of this page



Account Transactions Continued

Date	Transaction Details	Withdrawal	Deposit	Balance
	BALANCE BROUGHT FORWARD			1,713.94
20 Jun 2022	DIRECT CREDIT PRECISION CH PASCH2206160001033		929.79	2,643.73
30 Jun 2022	DIRECT DEBIT NOBLEOAK SERVICE 110215345/1302540	338.73		2,305.00
	CLOSING BALANCE			2,305.00

Summary of Interest, Fees and Charges on this account for period 1 April 2022 - 30 June 2022

	This Period	1 July to date	Government:	This Period	1 July to date
Suncorp:					
Interest Paid	\$0.00	\$0.00	Government Duties/Taxes	\$0.00	
Interest Charged	\$0.00	\$0.00	Withholding Tax	\$0.00	
Bank Fees Charged	\$0.00		Other Financial Institutions:		
			ATM Operator Fee	\$0.00	

Notes: Please retain this statement for taxation purposes.

Please check all entries on your statement and notify Suncorp Bank immediately of any errors or omissions. Should you have a query about your account please call 13 11 55. It is important we hold your most up-to-date personal details, please contact us if these have changed.

Complaints and Feedback

If we didn't meet your expectations in any way or to lodge a complaint with Suncorp Bank, please contact us on 13 11 55. For information on our complaint processes or to escalate a complaint with us visit www.suncorp.com.au/contact-us/customer-relations or lodge your complaint with the Australian Financial Complaints Authority by visiting www.afca.org.au, calling 1800 931 678, emailing info@afca.org.au or sending a letter to GPO Box 3, Melbourne VIC 3001.

61800 - Distributions Receivable

2022 Financial Year

Preparer Desiree Yutuc

Reviewer Steven Lee

Status Completed

Account Code	Description	CY Balance	LY Balance	Change
ADI.AX	Apn Industria Reit		\$126.89	100%
DXI.AX1	Dexus Industria Reit.	\$129.45		100%
HPI.AX	Hotel Property Investments	\$216.30	\$192.06	12.62%
VAS.AX	Vanguard Australian Shares Index Etf	\$440.54	\$108.50	306.03%
TOTAL		CY Balance	LY Balance	
		\$786.29	\$427.45	

Supporting Documents

- General Ledger [Report](#)
- DXI_Distribution_Advice_2022_08_23.pdf [DXI.AX1](#)
- HPI_Distribution_Advice_2022_09_02.pdf [HPI.AX](#)
- VAS_Reinvestment_Plan_Advice_2022_07_18.pdf [VAS.AX](#)

Standard Checklist

- Review aging of amounts receivable and comment on any delay in payment

Holmes Investments Super Fund

General Ledger

As at 30 June 2022

Transaction Date	Description	Units	Debit	Credit	Balance \$
Distributions Receivable (61800)					
<u>Apn Industria Reit (ADI.AX)</u>					
01/07/2021	Opening Balance				126.89 DR
20/08/2021	AUD DRP 1% DISC			126.89	0.00 DR
				126.89	0.00 DR
<u>Dexus Industria Reit. (DXI.AX1)</u>					
30/06/2022	DXI.AX1 Year End Accrual		129.45		129.45 DR
			129.45		129.45 DR
<u>Hotel Property Investments (HPI.AX)</u>					
01/07/2021	Opening Balance				192.06 DR
03/09/2021	AUD DRP 1% DISC			192.06	0.00 DR
30/06/2022	HPI.AX Year End Accrual		216.30		216.30 DR
			216.30	192.06	216.30 DR
<u>Vanguard Australian Shares Index Etf (VAS.AX)</u>					
01/07/2021	Opening Balance				108.50 DR
16/07/2021	AUD EST 0.2775 FRANKED, 30% CTR, 0.0694 CFI, DRP			108.50	0.00 DR
30/06/2022	VAS.AX Year End Accrual		440.54		440.54 DR
			440.54	108.50	440.54 DR
Total Debits:	786.29				
Total Credits:	427.45				

Responsible Entity
Dexus Asset Management Limited
 ACN 080 674 479 AFSL No 237500

All Registry communications to: Link Market Services Limited
 Locked Bag A14, Sydney South NSW 1235
 Telephone: (+61) 1800 819 675
 Email: dexus@linkmarketservices.com.au
 ASX Code: DXI



036 002747

HOLMES INVESTMENTS QLD PTY LTD
 <HOLMES INVESTMENTS S/F A/C>
 5 SONOMA CT
 CASHMERE QLD 4500

Payment date: 23 August 2022
Record date: 30 June 2022
Reference no.: X*****8758
 TFN/ABN RECEIVED AND RECORDED

DISTRIBUTION STATEMENT FOR THE QUARTER ENDED 30 JUNE 2022

Dexus Industria REIT is pleased to present a distribution of \$0.04325 per stapled security for the quarter ended 30 June 2022, in respect of the securities entitled to participate at the record date.

No. of Stapled Securities	Rate per Stapled Security	Gross distribution amount (Trusts)	Withholding tax (Trusts)	Dividend amount (DXI Co)	Withholding tax (DXI Co)	Net total distribution (Trusts & DXI Co)
2,993	\$0.04325	\$129.45	\$0.00	\$0.00	\$0.00	\$129.45
Total		\$129.45	\$0.00	\$0.00	\$0.00	\$129.45

The final components of this distribution will be included in your 2022 Attribution Managed Investment Trust Member Annual Statement. The statement will assist you in completing your 2021/2022 Income Tax Return.

PAYMENT REMITTED TO:

COMMONWEALTH BANK OF AUSTRALIA
 Account Name: HOLMES INVESTMENTS QLD PTY LTD <
 BSB: 067-167 ACC: ****6268
 Direct Credit Reference No.: 001280375932

The payment has been made into the above account. If this account is not valid please turn over for instructions to update your details. Once your details have been updated, payment will be made within 4 weeks.

Visit our website at www.linkmarketservices.com.au where you can view and change your details. Please see overleaf for online login instructions.

Please retain this statement in a safe place as a fee may be levied for replacement.

Update your details online



What you need to do:

We need the following details to administer your security holding. To update your information in a fast, secure and environmentally friendly way visit www.linkmarketservices.com.au

1	Bank account details Payments will only be paid directly into your nominated bank account (if valid). Select Payments & Tax , click on Payment Instructions . If you wish to receive your payments in a foreign currency, simply select Foreign Currency Payment under the Payment Instructions menu subject to certain terms and conditions. You may wish to participate in the Reinvestment Plan (DRP), simply select Reinvestment Plans under the Payments & Tax menu (if DRP is applicable).
2	Email address Communication by email means you can be promptly notified of key company announcements, when payments are made and statements are available, and when voting can be accessed online for securityholder meetings. Select Communications , click on Preferences and select All communications electronically .
3	TFN, TFN exemption or ABN To update your Tax File Number (TFN), TFN exemption code or Australian Business Number (ABN) select Payments & Tax , click on Tax Details .

How to update your information:

1. Login to Link's Investor Centre at www.linkmarketservices.com.au and click on 'Investor Login' or scan the QR Code (above).
2. Enter your email address and password in **Portfolio Login**.
3. If you do not have a **Portfolio*** login, please set up a portfolio by selecting **Register Now** and follow the prompts.

Authentication may be required depending on the value of your portfolio. If you are unable to update your address or bank account details online; you must complete the relevant forms (available on Link's website) and return the completed forms to Link.

How to register for a Portfolio:

1. Enter the Issuer's name/ASX Code.
2. You will need your HIN/SRN. This important information is on your holding statement. You should always ensure to keep this information in a safe place.
3. Enter your postcode or, if your registered address is overseas, click on the Outside Australia link and select your country of residence from the drop-down list.

* Setting up a Portfolio login allows you to easily manage your holdings across issuers who use Link as their registrar.

You can also manage your Link Portfolio on the go. Simply download the **Link Investor Centre** mobile app from Apple Store or Google Play.

Payment Advice



HOTEL PROPERTY INVESTMENTS LIMITED

ABN: 25 010 330 515

HOLMES INVESTMENTS QLD PTY LTD <HOLMES INVESTMENTS

S/F A/C>

5 SONOMA CT
CASHMERE QLD
4500

All Registry communications to:

C/- Link Market Services Limited
Locked Bag A14, Sydney South, NSW, 1235
Telephone: 1300 554 474
ASX Code: **HPI**
Email: registrars@linkmarketservices.com.au
Website: www.linkmarketservices.com.au

DISTRIBUTION STATEMENT

Reference No.: X*****8758
Payment Date: 02 September 2022
Record Date: 30 June 2022

Security Description	Rate per Unit	Participating Units	Distribution Amount	Unfranked Amount	Franked Amount	Total Payment	Franking Credit
HPI - STAPLED SECURITIES	\$0.103	2,100	\$216.30	\$0.00	\$0.00	\$216.30	\$0.00
			Less Withholding Tax			\$0.00	
			Net Amount			AUD 216.30	
			Represented By:				
			Distribution Reinvestment Plan amount			AUD 216.30	
DISTRIBUTION REINVESTMENT PLAN			Cash balance brought forward:			\$1.35	
			Amount available from this payment:			\$216.30	
			Total amount available for reinvestment:			\$217.65	
			Cost of units allotted at \$3.223 / unit:			\$215.94	
			Number of units allotted:			67	
			Cash balance carried forward:			\$1.71	
HOLDING BALANCE			Total units after allotment:			2,167	

These units were allotted under the terms and conditions of the Reinvestment Plan.

Note: The units after allotment detailed above does not include any ex distribution transactions registered after the ex distribution date or any transactions registered since the record date. Neither the Issuer nor Link Market Services Limited will be liable for any losses incurred by any person who relies on the holding shown without making their own adjustments for any transactions.

Note: You may require this statement for taxation purposes. All investors should seek independent advice relevant to their own particular circumstances.

Please ensure your details are current by viewing and updating via the online service centre.

┌ 207001 000 VAS



HOLMES INVESTMENTS QLD PTY LTD
 <HOLMES INVESTMENTS S/F A/C>
 5 SONOMA CT
 CASHMERE QLD 4500

Holder Identification Number (HIN)

HIN WITHHELD

ASX Code	VAS
TFN/ABN Status	Quoted
Record Date	4 July 2022
Payment Date	18 July 2022

**Vanguard Australian Shares Index ETF
 Distribution Payment for the Period Ending 30 June 2022
 Distribution Reinvestment Plan Advice**

Class Description	Rate Per Security	Securities Held	Gross Amount
ETF	\$2.15953183	204	\$440.54

Withholding tax: \$0.00

NET PAYMENT: \$440.54

Note: You should retain this statement to assist you in preparing your tax return. Please keep this in a safe place as a charge may be levied for a replacement. If you require a payment to be re-issued, you may be charged an administrative fee which will be deducted from your payment. Fees are applicable to certain types of payments valued at over \$100 AUD.

For additional information regarding the distribution, including estimated tax components and Fund Payment information, please visit the Announcements section of the Vanguard Investments Australia web page www.vanguard.com.au/etf

Distribution Reinvestment Plan (DRP) Details

Cash surplus brought forward from last distribution:	\$89.76
Net amount of current distribution:	<u>\$440.54</u>
Total amount available for reinvestment:	\$530.30
Amount applied to 6 ETF securities allotted @ \$81.4095 each:	<u>\$488.46</u>
Cash surplus carried forward to next distribution:	<u><u>\$41.84</u></u>
Your securityholding participating in the Plan as at Record Date:	204
Number of ETF securities allotted to you under the Plan: (these ETF securities will appear on your next statement)	<u>6</u>
Your total securityholding as at Payment Date: (excluding trades since Record Date)	<u><u>210</u></u>

77600 - Shares in Listed Companies (Australian)

2022 Financial Year

Preparer Desiree Yutuc

Reviewer Steven Lee

Status Completed

Account Code	Description	CY Units	CY Balance	LY Units	LY Balance	Change
AFI.AX	Australian Foundation Investment Company Limited	1050.000000	\$7,885.50	1019.000000	\$7,968.58	(1.04)%
CLH.AX	Collection House Limited	4000.000000	\$272.00	4000.000000	\$600.00	(54.67)%
GNC.AX	Graincorp Limited	481.000000	\$4,574.31			100%
MLD.AX	Maca Limited	2500.000000	\$1,650.00	2500.000000	\$1,887.50	(12.58)%
NAB.AX	National Australia Bank Limited	186.000000	\$5,094.54	178.000000	\$4,667.16	9.16%
NAM.AX	Namoi Cotton Limited	0.000000				0%
PGH.AX	Pact Group Holdings Ltd	2000.000000	\$3,610.00	2000.000000	\$7,400.00	(51.22)%
QBE.AXW	QBE Insurance Group Limited	476.000000	\$5,783.40	464.000000	\$5,006.56	15.52%
SHV.AX	Select Harvests Limited	5126.000000	\$24,092.20	4071.000000	\$27,479.25	(12.33)%
SOL.AX	Washington H Soul Pattinson & Company Limited	320.000000	\$7,532.80	320.000000	\$10,793.60	(30.21)%
TGR.AX	Tassal Group Limited	1189.000000	\$5,695.31	1137.000000	\$4,070.46	39.92%
VEU.AX2	Vanguard All-world Ex-us Shares Index Etf	41.000000	\$2,969.63	41.000000	\$3,476.39	(14.58)%
VTS.AX	Vanguard Us Total Market Shares Index Etf	8.000000	\$2,188.16	8.000000	\$2,372.88	(7.78)%
WDS.AX	Woodside Energy Group Ltd	192.000000	\$6,113.28			100%
WPL.AX	Woodside Petroleum Ltd	0.000000		180.000000	\$3,997.80	100%

TOTAL	CY Units	CY Balance	LY Units	LY Balance
	17569.000000	\$77,461.13	15918.000000	\$79,720.18

Supporting Documents

- Investment Movement Report [Report](#)
- Balance Review Report [Report](#)
- 2842700_2022EOFYMerged.pdf

Standard Checklist

- Attach Balance Review Report
- Attach copies of HIN/SRN or Chess Statements, Broker Statements, Contract Notes Corporate Action documentation and any other relevant Source Documentation
- Attach Investment Movement Report
- Ensure all Investments are valued correctly at June 30
- Ensure the investment is in accordance with the Fund's investment strategy

Holmes Investments Super Fund

Investment Movement Report

As at 30 June 2022

Investment	Opening Balance		Additions		Disposals			Closing Balance		Market Value
	Units	Cost	Units	Cost	Units	Cost	Accounting Profit/(Loss)	Units	Cost	
Bank Accounts										
CBA Direct Investment Account 19936268		1,184.16		14,344.65		(13,282.81)			2,246.00	2,246.00
Suncorp Business Everyday Acc 079500847		981.29		12,091.15		(10,767.44)			2,305.00	2,305.00
Suncorp Business Saver 071658360		21,372.63		4,525.24		(7,500.00)			18,397.87	18,397.87
		23,538.08		30,961.04		(31,550.25)			22,948.87	22,948.87
Shares in Listed Companies (Australian)										
AFI.AX - Australian Foundation Investment Company Limited	1,019.00	6,003.52	31.00	246.26				1,050.00	6,249.78	7,885.50
CLH.AX - Collection House Limited	4,000.00	5,219.95						4,000.00	5,219.95	272.00
GNC.AX - Graincorp Limited			481.00	3,043.25				481.00	3,043.25	4,574.31
MLD.AX - Maca Limited	2,500.00	2,601.20						2,500.00	2,601.20	1,650.00
NAM.AX - Namoi Cotton Limited			13,157.00	5,019.61	(13,157.00)	(5,019.61)	881.09		0.00	
NAB.AX - National Australia Bank Limited	178.00	5,196.37	8.00	228.74				186.00	5,425.11	5,094.54
PGH.AX - Pact Group Holdings Ltd	2,000.00	6,752.17						2,000.00	6,752.17	3,610.00
QBE.AXW - QBE Insurance Group Limited										

Holmes Investments Super Fund

Investment Movement Report

As at 30 June 2022

Investment	Opening Balance		Additions		Disposals			Closing Balance		
	Units	Cost	Units	Cost	Units	Cost	Accounting Profit/(Loss)	Units	Cost	Market Value
	464.00	5,592.84	12.00	139.96				476.00	5,732.80	5,783.40
SHV.AX - Select Harvests Limited										
	4,071.00	18,534.52	1,055.00	5,545.63				5,126.00	24,080.15	24,092.20
TGR.AX - Tassal Group Limited										
	1,137.00	4,253.82	52.00	172.47				1,189.00	4,426.29	5,695.31
VEU.AX2 - Vanguard All-world Ex-us Shares Index Etf										
	41.00	3,048.71						41.00	3,048.71	2,969.63
VTS.AX - Vanguard Us Total Market Shares Index Etf										
	8.00	1,894.22						8.00	1,894.22	2,188.16
SOL.AX - Washington H Soul Pattinson & Company Limited										
	320.00	4,974.47						320.00	4,974.47	7,532.80
WDS.AX - Woodside Energy Group Ltd										
			192.00	5,620.99				192.00	5,620.99	6,113.28
WPL.AX - Woodside Petroleum Ltd										
	180.00	5,279.66	12.00	341.33	(192.00)	(5,620.99)			0.00	
		69,351.45		20,358.24		(10,640.60)	881.09		79,069.09	77,461.13

Units in Listed Unit Trusts (Australian)

ADI.AX - Apn Industria Reit

2,917.00 7,758.90 76.00 254.74 (2,993.00) (8,013.64) 0.00

DXI.AX1 - Dexus Industria Reit.

2,993.00 8,013.64 2,993.00 8,013.64 8,081.10

HPI.AX - Hotel Property Investments

1,980.00 5,519.80 120.00 400.24 2,100.00 5,920.04 6,510.00

VAS.AX - Vanguard Australian Shares Index Etf

Holmes Investments Super Fund
Investment Movement Report

As at 30 June 2022

Investment	Opening Balance		Additions		Disposals			Closing Balance		Market Value
	Units	Cost	Units	Cost	Units	Cost	Accounting Profit/(Loss)	Units	Cost	
	195.00	15,535.27	9.00	922.13				204.00	16,457.40	17,085.00
		28,813.97		9,590.75		(8,013.64)			30,391.08	31,676.10
		121,703.50		60,910.03		(50,204.49)	881.09		132,409.04	132,086.10

Holmes Investments Super Fund

Balance Review Report

As at 30 June 2022

Investment Code	Investment Name	Holding Reference	Third Party Data			BGL Ledger	Variance
			Data Feed Provider	Balance Date	Balance Amount	Balance	
60400	Bank Accounts						
CBA19936268	CBA Direct Investment Account 19936268					2,246.00	
MET079500847	Suncorp Business Everyday Acc 079500847					2,305.00	
MET071658360	Suncorp Business Saver 071658360					18,397.87	
77600	Shares in Listed Companies (Australian)						
AFI.AX	Australian Foundation Investment Company Limited				Setup	1,050.0000	1,050.0000
CLH.AX	Collection House Limited				Setup	4,000.0000	4,000.0000
GNC.AX	Graincorp Limited				Setup	481.0000	481.0000
MLD.AX	Maca Limited				Setup	2,500.0000	2,500.0000
NAB.AX	National Australia Bank Limited				Setup	186.0000	186.0000
PGH.AX	Pact Group Holdings Ltd				Setup	2,000.0000	2,000.0000
QBE.AX	QBE Insurance Group Limited				Setup	476.0000	476.0000
SHV.AX	Select Harvests Limited				Setup	5,126.0000	5,126.0000
TGR.AX	Tassal Group Limited				Setup	1,189.0000	1,189.0000
VEU.AX	Vanguard All-world Ex-us Shares Index Etf				Setup	41.0000	41.0000
VTS.AX	Vanguard Us Total Market Shares Index Etf				Setup	8.0000	8.0000
SOL.AX	Washington H Soul Pattinson & Company Limited				Setup	320.0000	320.0000
WDS.AX	Woodside Energy Group Ltd				Setup	192.0000	192.0000
78200	Units in Listed Unit Trusts (Australian)						
DXI.AX	Dexus Industria Reit.				Setup	2,993.0000	2,993.0000

Holmes Investments Super Fund Balance Review Report

As at 30 June 2022

Investment Code	Investment Name	Holding Reference	Third Party Data			BGL Ledger	Variance
			Data Feed Provider	Balance Date	Balance Amount	Balance	
HPI.AX	Hotel Property Investments				Setup	2,100.0000	2,100.0000
VAS.AX	Vanguard Australian Shares Index Etf				Setup	204.0000	204.0000

Financial Year Summary

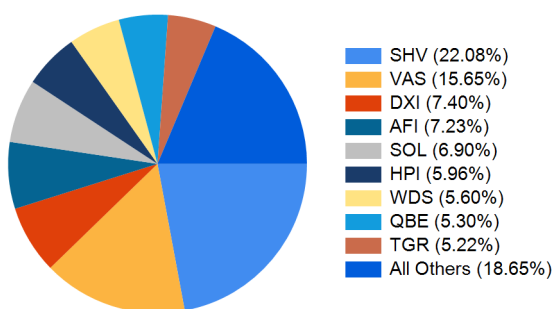
1 JULY 2021 - 30 JUNE 2022



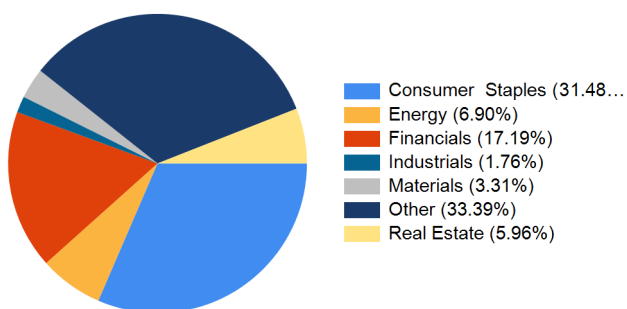
Portfolio Valuation	Account Number	Account Name	Value as at 30 June 2022
Shares	2842700	HOLMES INVESTMENTS QLD PTY LTD <HOLMES INVESTMENTS S/F A/C>	\$109,137.23
CDIA	19936268	HOLMES INVESTMENTS QLD PTY LTD <HOLMES INVESTMENTS S/F A/C>	\$2,246.00
TOTAL PORTFOLIO VALUE			\$111,383.23

Allocation as at 30 June 2022

Shares in your portfolio



Sectors in your portfolio



Estimated Interest & Dividends 2021-2022 Financial Year

Est. Franked Dividends	\$2,209.24
Est. Unfranked Dividends	\$1,766.30
Est. Franking Credits	\$946.82
Est. Interest Received from Interest Rate Securities	\$0.00
TOTAL INCOME	\$3,975.54

Fees & Charges 2021-2022 Financial Year

Total Brokerage (inc. GST)	\$89.80
Total Subscriptions (inc. GST)	\$0.00
Other Fees (inc. GST)	\$0.00
TOTAL FEES & CHARGES	\$89.80

Financial Year Summary

1 JULY 2021 - 30 JUNE 2022



This statement only provides information for CDIA accounts that have been designated as the settlement account for your Commonwealth Securities Limited Share Trading account as at 30 June. Please refer to NetBank for interest income from all other CBA accounts.

The interest shown is net of any non-resident or TFN withholding tax (if applicable). Please refer to Netbank for bank fees paid on your designated CDIA settlement account in the financial year.

The total brokerage outlined does not include any rebates you may have received over the financial year. Refer to your transaction statement records for this information.

This report only includes an estimate of dividends paid for holdings held with Commonwealth Securities Limited as at the ex-dividend date. For instance, any dividends paid prior to holdings being transferred to Commonwealth Securities Limited are not included.

This statement is an estimated summary document only and it is not intended to replace any document which contains information that may be required for taxation purposes. You should therefore refer to your CHESSE statements, dividend statements, confirmation contract notes and other investment or bank account statements for your records in this regard. This statement may not include information on accounts which have been closed, switched product type, transferred Holder Identification Number (HIN), or switched Participant Identification Number (PID) during the financial year.

This statement is issued by Commonwealth Securities Limited ABN 60 067 254 399 AFSL 238814, a market participant of ASX and Cboe Australia Pty Ltd (formerly Chi-X Australia Pty Limited), a clearing participant of ASX Clear Pty Limited and a settlement participant of ASX Settlement Pty Limited. Commonwealth Securities Limited is a wholly owned but non-guaranteed subsidiary of the Commonwealth Bank of Australia ABN 48 123 123 124 AFSL 234945 ("CBA"). Information contained in this statement is believed to be accurate at the time the statement is generated. CBA and its subsidiaries do not accept any liability for any errors or omissions contained in this statement, or any responsibility for any action taken in reliance on this statement. This document contains general information only and does not take into account your individual objectives, financial and taxation situations or needs. Before acting on the information, consider the appropriateness of your own objectives, needs, financial and taxation situation and, if necessary, seek appropriate independent financial and taxation advice. CBA is not a registered tax (financial) adviser under the Tax Agent Services Act 2009. If there are any errors in this statement, please contact us.

Address: Commonwealth Securities Limited, Locked Bag 22, Australia Square NSW 1215 | Phone: 13 15 19 | Website: www.commsec.com.au

If you are not satisfied with the service or advice you receive from us, you are entitled to complain. We have established procedures to ensure that all enquiries and complaints are properly dealt with. Please refer to our Financial Services Guide for more information. If an issue has not been resolved to your satisfaction, you can lodge a complaint with the Australian Financial Complaints Authority. AFCA provides fair and independent financial services complaint resolution that is free to consumers. Website: www.afca.org.au, Telephone: 1800 931 678 (free call), Email: info@afca.org.au, In writing to: Australian Financial Complaints Authority, GPO Box 3, Melbourne VIC 3001.

Portfolio Valuation

30 JUNE 2022



SHARES - 2842700 - HIN 76238758

HOLMES INVESTMENTS QLD PTY LTD <HOLMES INVESTMENTS S/F A/C>

Portfolio	Units	Unit Price	Portfolio Value	% of Portfolio
AFI - AUSTRALIAN FOUNDAT. FPO (ORDINARY FULLY PAID)	✓ 1,050	\$7.5100	\$7,885.50	7.08%
CLH - COLLECTION HOUSE FPO (ORDINARY FULLY PAID)	✓ 4,000	\$0.0680	\$272.00	0.24%
DXI - DEXUS INDUSTRIA REIT STAPLED (FULLY PAID ORDINARY/UNITS STAPLED SECURITIES)	✓ 2,993	\$2.7000	\$8,081.10	7.26%
GNC - GRAINCORP LIMITED FPO (ORDINARY FULLY PAID CLASS A)	✓ 481	\$9.5100	\$4,574.31	4.11%
HPI - HOTEL PROPERTY STAPLED (FULLY PAID ORDINARY/UNITS STAPLED SECURITIES)	✓ 2,100	\$3.1000	\$6,510.00	5.84%
MLD - MACA LIMITED FPO (ORDINARY FULLY PAID)	✓ 2,500	\$0.6600	\$1,650.00	1.48%
NAB - NATIONAL AUST. BANK FPO (ORDINARY FULLY PAID)	✓ 186	\$27.3900	\$5,094.54	4.57%
PGH - PACT GROUP HLDGS LTD FPO (ORDINARY FULLY PAID)	✓ 2,000	\$1.8050	\$3,610.00	3.24%
QBE - QBE INSURANCE GROUP FPO (ORDINARY FULLY PAID)	✓ 476	\$12.1500	\$5,783.40	5.19%
SHV - SELECT HARVESTS FPO (ORDINARY FULLY PAID)	✓ 5,126	\$4.7000	\$24,092.20	21.63%
SOL - SOUL PATTINSON (W.H) FPO (ORDINARY FULLY PAID)	✓ 320	\$23.5400	\$7,532.80	6.76%
TGR - TASSAL GROUP LIMITED FPO (ORDINARY FULLY PAID)	✓ 1,189	\$4.7900	\$5,695.31	5.11%
VAS - VNGD AUS SHARES ETF UNITS (VANGUARD AUSTRALIAN SHARES INDEX ETF)	✓ 204	\$83.7500	\$17,085.00	15.34%
VEU - VNGD ALL-WORLD EX-US CDI 1:1 (VANGUARD ALL-WORLD EX-US SHARES INDEX ETF)	✓ 41	\$72.4300	\$2,969.63	2.67%
VTS - VNGD US TOTAL MARKET CDI 1:1 (VANGUARD US TOTAL MARKET SHARES INDEX ETF)	✓ 8	\$273.5200	\$2,188.16	1.96%
WDS - WOODSIDE ENERGY FPO (ORDINARY FULLY PAID)	✓ 192	\$31.8400	\$6,113.28	5.49%
		Sub Total	\$109,137.23	97.98%

Cash Accounts	Portfolio Value	% of Portfolio
CDIA - 06716719936268	\$2,246.00	2.02%
	TOTAL	\$111,383.23 100.00%

Portfolio Valuation

30 JUNE 2022



This statement only provides information for CDIA accounts that have been designated as the settlement account for your Commonwealth Securities Limited Share Trading account as at 30 June. Please refer to NetBank for interest income from all other CBA accounts.

The interest shown is net of any non-resident or TFN withholding tax (if applicable). Please refer to Netbank for bank fees paid on your designated CDIA settlement account in the financial year.

The total brokerage outlined does not include any rebates you may have received over the financial year. Refer to your transaction statement records for this information.

This report only includes an estimate of dividends paid for holdings held with Commonwealth Securities Limited as at the ex-dividend date. For instance, any dividends paid prior to holdings being transferred to Commonwealth Securities Limited are not included.

This statement is an estimated summary document only and it is not intended to replace any document which contains information that may be required for taxation purposes. You should therefore refer to your CHESS statements, dividend statements, confirmation contract notes and other investment or bank account statements for your records in this regard. This statement may not include information on accounts which have been closed, switched product type, transferred Holder Identification Number (HIN), or switched Participant Identification Number (PID) during the financial year.

This statement is issued by Commonwealth Securities Limited ABN 60 067 254 399 AFSL 238814, a market participant of ASX and Cboe Australia Pty Ltd (formerly Chi-X Australia Pty Limited), a clearing participant of ASX Clear Pty Limited and a settlement participant of ASX Settlement Pty Limited. Commonwealth Securities Limited is a wholly owned but non-guaranteed subsidiary of the Commonwealth Bank of Australia ABN 48 123 123 124 AFSL 234945 ("CBA"). Information contained in this statement is believed to be accurate at the time the statement is generated. CBA and its subsidiaries do not accept any liability for any errors or omissions contained in this statement, or any responsibility for any action taken in reliance on this statement. This document contains general information only and does not take into account your individual objectives, financial and taxation situations or needs. Before acting on the information, consider the appropriateness of your own objectives, needs, financial and taxation situation and, if necessary, seek appropriate independent financial and taxation advice. CBA is not a registered tax (financial) adviser under the Tax Agent Services Act 2009. If there are any errors in this statement, please contact us.

Address: Commonwealth Securities Limited, Locked Bag 22, Australia Square NSW 1215 | Phone: 13 15 19 | Website: www.commsec.com.au

If you are not satisfied with the service or advice you receive from us, you are entitled to complain. We have established procedures to ensure that all enquiries and complaints are properly dealt with. Please refer to our Financial Services Guide for more information. If an issue has not been resolved to your satisfaction, you can lodge a complaint with the Australian Financial Complaints Authority. AFCA provides fair and independent financial services complaint resolution that is free to consumers. Website: www.afca.org.au, Telephone: 1800 931 678 (free call), Email: info@afca.org.au, In writing to: Australian Financial Complaints Authority, GPO Box 3, Melbourne VIC 3001.

Transaction Summary

1 JULY 2021 - 30 JUNE 2022



HOLMES INVESTMENTS QLD PTY LTD <HOLMES INVESTMENTS S/F A/C>

SHARES - 2842700 - HIN 76238758

Total Buys and Sells	2021 - 2022 Financial Year
Total Buys (inc. Brokerage + GST)	\$13,282.81
Total Sells (inc. Brokerage + GST)	\$5,900.70

GNC - GRAINCORP LIMITED FPO (ORDINARY FULLY PAID CLASS A)

Date	Type	Quantity	Unit Price	Trade Value	Brokerage+GST	GST	CNote	Total Value
29-Oct-2021	Buy	396	\$6.3000	\$2,494.80	\$19.95	\$1.81	125587445	\$2,514.75
23-Aug-2021	Buy	85	\$6.1000	\$518.50	\$10.00	\$0.91	122279741	\$528.50
Sub Total					\$29.95	\$2.72		\$3,043.25

NAM - NAMOI COTTON LTD FPO (ORDINARY FULLY PAID)

Date	Type	Quantity	Unit Price	Trade Value	Brokerage+GST	GST	CNote	Total Value
25-May-2022	Sell	-13,157	\$.4500	-\$5,920.65	\$19.95	\$1.81	133636241	-\$5,900.70
06-Sep-2021	Buy	3,121	\$.3800	\$1,185.98	\$0.00	\$0.00	122957649	\$1,185.98
30-Aug-2021	Buy	10,036	\$.3800	\$3,813.68	\$19.95	\$1.81	122672600	\$3,833.63
Sub Total					\$39.90	\$3.62		-\$881.09

SHV - SELECT HARVESTS FPO (ORDINARY FULLY PAID)

Date	Type	Quantity	Unit Price	Trade Value	Brokerage+GST	GST	CNote	Total Value
17-Jun-2022	Buy	1,000	\$5.2000	\$5,200.00	\$19.95	\$1.81	134458566	\$5,219.95
Sub Total					\$19.95	\$1.81		\$5,219.95

Transaction Summary

1 JULY 2021 - 30 JUNE 2022



The transaction summary is only able to display information available to Commonwealth Securities Limited. Certain transactions may not be displayed, including but not limited to transactions made off market such as Initial Public Offerings (IPOs) and Delivery vs Payment Settlements (DvP). Transactions regarding corporate actions or stock transfers are not included and can be found on your statements as issued by the company or the share registry. Transactions for Issuer Sponsored holdings placed outside of this account are not included in this summary. Links to some of the key share registries can be found below:

Computershare (<http://www.computershare.com/au/Pages/default.aspx>)
Link Market Services (<https://investorcentre.linkmarketservices.com.au/Login.aspx/Login>)
Boardroom Limited (<https://boardroomlimited.com.au>)
Security Transfer Registrars (<https://www.securitytransfer.com.au>)
Advanced Share Registry Services (<http://www.advancedshare.com.au/Home.aspx>)

The total brokerage outlined does not include any rebates you may have received over the financial year. Refer to your transaction statement records for this information.

This report only includes an estimate of dividends paid for holdings held with Commonwealth Securities Limited as at the ex-dividend date. For instance, any dividends paid prior to holdings being transferred to Commonwealth Securities Limited are not included.

This statement is an estimated summary document only and it is not intended to replace any document which contains information that may be required for taxation purposes. You should therefore refer to your CHESS statements, dividend statements, confirmation contract notes and other investment or bank account statements for your records in this regard. This statement may not include information on accounts which have been closed, switched product type, transferred Holder Identification Number (HIN), or switched Participant Identification Number (PID) during the financial year.

This statement is issued by Commonwealth Securities Limited ABN 60 067 254 399 AFSL 238814, a market participant of ASX and Cboe Australia Pty Ltd (formerly Chi-X Australia Pty Limited), a clearing participant of ASX Clear Pty Limited and a settlement participant of ASX Settlement Pty Limited. Commonwealth Securities Limited is a wholly owned but non-guaranteed subsidiary of the Commonwealth Bank of Australia ABN 48 123 123 124 AFSL 234945 ("CBA"). Information contained in this statement is believed to be accurate at the time the statement is generated. CBA and its subsidiaries do not accept any liability for any errors or omissions contained in this statement, or any responsibility for any action taken in reliance on this statement. This document contains general information only and does not take into account your individual objectives, financial and taxation situations or needs. Before acting on the information, consider the appropriateness of your own objectives, needs, financial and taxation situation and, if necessary, seek appropriate independent financial and taxation advice. CBA is not a registered tax (financial) adviser under the Tax Agent Services Act 2009. If there are any errors in this statement, please contact us.

Address: Commonwealth Securities Limited, Locked Bag 22, Australia Square NSW 1215 | Phone: 13 15 19 | Website: www.commsec.com.au

If you are not satisfied with the service or advice you receive from us, you are entitled to complain. We have established procedures to ensure that all enquiries and complaints are properly dealt with. Please refer to our Financial Services Guide for more information. If an issue has not been resolved to your satisfaction, you can lodge a complaint with the Australian Financial Complaints Authority. AFCA provides fair and independent financial services complaint resolution that is free to consumers. Website: www.afca.org.au, Telephone: 1800 931 678 (free call), Email: info@afca.org.au, In writing to: Australian Financial Complaints Authority, GPO Box 3, Melbourne VIC 3001.

Interest & Estimated Dividend Summary



1 JULY 2021 - 30 JUNE 2022

SHARES - 2842700 - HIN 76238758

HOLMES INVESTMENTS QLD PTY LTD <HOLMES INVESTMENTS S/F A/C>

ESTIMATED DIVIDEND SUMMARY

ADI - APNINDREIT STAPLED [

Ex-div date	Payment Date	Type	Dividend per share	Units	Est. Unfranked Amount	Est. Franked Amount	Est. Total Dividend	Est. Franking Credit
29-Sep-2021	05-Nov-2021	Interim	\$0.0433	2,956	\$127.85	\$0.00	\$127.85	\$0.00
29-Jun-2021	20-Aug-2021	Final	\$0.0435	2,917	\$126.89	\$0.00	\$126.89	\$0.00
Sub Total					\$254.74	\$0.00	\$254.74	\$0.00

AFI - AUSTRALIAN FOUNDAT. FPO (ORDINARY FULLY PAID)

Ex-div date	Payment Date	Type	Dividend per share	Units	Est. Unfranked Amount	Est. Franked Amount	Est. Total Dividend	Est. Franking Credit
09-Feb-2022	25-Feb-2022	Interim	\$0.1000	1,036	\$0.00	\$103.60	\$103.60	\$44.40
11-Aug-2021	31-Aug-2021	Final	\$0.1400	1,019	\$0.00	\$142.66	\$142.66	\$61.14
Sub Total					\$0.00	\$246.26	\$246.26	\$105.54

DXI - DEXUS INDUSTRIA REIT STAPLED (FULLY PAID ORDINARY/UNITS STAPLED SECURITIES)

Ex-div date	Payment Date	Type	Dividend per share	Units	Est. Unfranked Amount	Est. Franked Amount	Est. Total Dividend	Est. Franking Credit
30-Mar-2022	13-May-2022	Interim	\$0.0433	2,993	\$129.45	\$0.00	\$129.45	\$0.00
30-Dec-2021	04-Feb-2022	Interim	\$0.0433	2,993	\$129.45	\$0.00	\$129.45	\$0.00
Sub Total					\$258.90	\$0.00	\$258.90	\$0.00

GNC - GRAINCORP LIMITED FPO (ORDINARY FULLY PAID CLASS A)

Ex-div date	Payment Date	Type	Dividend per share	Units	Est. Unfranked Amount	Est. Franked Amount	Est. Total Dividend	Est. Franking Credit
24-Nov-2021	09-Dec-2021	Final	\$0.1000	481	\$0.00	\$48.10	\$48.10	\$20.61
Sub Total					\$0.00	\$48.10	\$48.10	\$20.61

HPI - HOTEL PROPERTY STAPLED (FULLY PAID ORDINARY/UNITS STAPLED SECURITIES)

Ex-div date	Payment Date	Type	Dividend per share	Units	Est. Unfranked Amount	Est. Franked Amount	Est. Total Dividend	Est. Franking Credit
30-Dec-2021	04-Mar-2022	Interim	\$0.1020	2,041	\$208.18	\$0.00	\$208.18	\$0.00
29-Jun-2021	03-Sep-2021	Final	\$0.0970	1,980	\$192.06	\$0.00	\$192.06	\$0.00
Sub Total					\$400.24	\$0.00	\$400.24	\$0.00

MLD - MACA LIMITED FPO (ORDINARY FULLY PAID)

Ex-div date	Payment Date	Type	Dividend per share	Units	Est. Unfranked Amount	Est. Franked Amount	Est. Total Dividend	Est. Franking Credit
04-Mar-2022	17-Mar-2022	Interim	\$0.0250	2,500	\$0.00	\$62.50	\$62.50	\$26.79
02-Sep-2021	17-Sep-2021	Final	\$0.0250	2,500	\$0.00	\$62.50	\$62.50	\$26.79
Sub Total					\$0.00	\$125.00	\$125.00	\$53.58

Interest & Estimated Dividend Summary



1 JULY 2021 - 30 JUNE 2022

NAB - NATIONAL AUST. BANK FPO (ORDINARY FULLY PAID)

Ex-div date	Payment Date	Type	Dividend per share	Units	Est. Unfranked Amount	Est. Franked Amount	Est. Total Dividend	Est. Franking Credit
15-Nov-2021	15-Dec-2021	Final	\$0.6700	182	\$0.00	\$121.94	\$121.94	\$52.26
13-May-2021	02-Jul-2021	Interim	\$0.6000	178	\$0.00	\$106.80	\$106.80	\$45.77
Sub Total					\$0.00	\$228.74	\$228.74	\$98.03

PGH - PACT GROUP HLDGS LTD FPO (ORDINARY FULLY PAID)

Ex-div date	Payment Date	Type	Dividend per share	Units	Est. Unfranked Amount	Est. Franked Amount	Est. Total Dividend	Est. Franking Credit
24-Feb-2022	06-Apr-2022	Interim	\$0.0350	2,000	\$24.40	\$45.60	\$70.00	\$19.54
26-Aug-2021	07-Oct-2021	Final	\$0.0600	2,000	\$42.00	\$78.00	\$120.00	\$33.43
Sub Total					\$66.40	\$123.60	\$190.00	\$52.97

QBE - QBE INSURANCE GROUP FPO (ORDINARY FULLY PAID)

Ex-div date	Payment Date	Type	Dividend per share	Units	Est. Unfranked Amount	Est. Franked Amount	Est. Total Dividend	Est. Franking Credit
07-Mar-2022	12-Apr-2022	Final	\$0.1900	468	\$80.03	\$8.89	\$88.92	\$3.81
19-Aug-2021	24-Sep-2021	Interim	\$0.1100	464	\$45.94	\$5.10	\$51.04	\$2.19
Sub Total					\$125.97	\$13.99	\$139.96	\$6.00

SHV - SELECT HARVESTS FPO (ORDINARY FULLY PAID)

Ex-div date	Payment Date	Type	Dividend per share	Units	Est. Unfranked Amount	Est. Franked Amount	Est. Total Dividend	Est. Franking Credit
09-Dec-2021	04-Feb-2022	Final	\$0.0800	4,071	\$0.00	\$325.68	\$325.68	\$139.58
Sub Total					\$0.00	\$325.68	\$325.68	\$139.58

SOL - SOUL PATTINSON (W.H) FPO (ORDINARY FULLY PAID)

Ex-div date	Payment Date	Type	Dividend per share	Units	Est. Unfranked Amount	Est. Franked Amount	Est. Total Dividend	Est. Franking Credit
20-Apr-2022	13-May-2022	Interim	\$0.2900	320	\$0.00	\$92.80	\$92.80	\$39.77
19-Nov-2021	14-Dec-2021	Final	\$0.3600	320	\$0.00	\$115.20	\$115.20	\$49.37
Sub Total					\$0.00	\$208.00	\$208.00	\$89.14

TGR - TASSAL GROUP LIMITED FPO (ORDINARY FULLY PAID)

Ex-div date	Payment Date	Type	Dividend per share	Units	Est. Unfranked Amount	Est. Franked Amount	Est. Total Dividend	Est. Franking Credit
14-Mar-2022	30-Mar-2022	Interim	\$0.0800	1,161	\$92.88	\$0.00	\$92.88	\$0.00
14-Sep-2021	29-Sep-2021	Final	\$0.0700	1,137	\$79.59	\$0.00	\$79.59	\$0.00
Sub Total					\$172.47	\$0.00	\$172.47	\$0.00

Interest & Estimated Dividend Summary



1 JULY 2021 - 30 JUNE 2022

VAS - VNGD AUS SHARES ETF UNITS (VANGUARD AUSTRALIAN SHARES INDEX ETF)

Ex-div date	Payment Date	Type	Dividend per share	Units	Est. Unfranked Amount	Est. Franked Amount	Est. Total Dividend	Est. Franking Credit
01-Apr-2022	20-Apr-2022	Interim	\$1.9959	200	\$231.66	\$167.52	\$399.18	\$71.79
04-Jan-2022	19-Jan-2022	Interim	\$0.6965	199	\$51.45	\$87.16	\$138.61	\$37.36
01-Oct-2021	18-Oct-2021	Interim	\$1.4073	196	\$36.09	\$239.75	\$275.84	\$102.75
01-Jul-2021	16-Jul-2021	Final	\$0.5564	195	\$54.39	\$54.11	\$108.50	\$23.19
Sub Total					\$373.59	\$548.54	\$922.13	\$235.09

VEU - VNGD ALL-WORLD EX-US CDI 1:1 (VANGUARD ALL-WORLD EX-US SHARES INDEX ETF)

Ex-div date	Payment Date	Type	Dividend per share	Units	Est. Unfranked Amount	Est. Franked Amount	Est. Total Dividend	Est. Franking Credit
22-Mar-2022	21-Apr-2022	Interim	\$0.1204	41	\$4.93	\$0.00	\$4.93	\$0.00
21-Dec-2021	21-Jan-2022	Interim	\$0.9914	41	\$40.65	\$0.00	\$40.65	\$0.00
21-Sep-2021	19-Oct-2021	Interim	\$0.4233	41	\$17.36	\$0.00	\$17.36	\$0.00
22-Jun-2021	20-Jul-2021	Interim	\$0.5771	41	\$23.66	\$0.00	\$23.66	\$0.00
Sub Total					\$86.60	\$0.00	\$86.60	\$0.00

VTS - VNGD US TOTAL MARKET CDI 1:1 (VANGUARD US TOTAL MARKET SHARES INDEX ETF)

Ex-div date	Payment Date	Type	Dividend per share	Units	Est. Unfranked Amount	Est. Franked Amount	Est. Total Dividend	Est. Franking Credit
24-Mar-2022	26-Apr-2022	Interim	\$0.8149	8	\$6.52	\$0.00	\$6.52	\$0.00
29-Dec-2021	28-Jan-2022	Final	\$1.0069	8	\$8.06	\$0.00	\$8.06	\$0.00
27-Sep-2021	25-Oct-2021	Interim	\$0.8271	8	\$6.62	\$0.00	\$6.62	\$0.00
25-Jun-2021	23-Jul-2021	Interim	\$0.7734	8	\$6.19	\$0.00	\$6.19	\$0.00
Sub Total					\$27.39	\$0.00	\$27.39	\$0.00

WPL - WOODSIDE FPO [WPL]

Ex-div date	Payment Date	Type	Dividend per share	Units	Est. Unfranked Amount	Est. Franked Amount	Est. Total Dividend	Est. Franking Credit
24-Feb-2022	23-Mar-2022	Final	\$1.4616	183	\$0.00	\$267.47	\$267.47	\$114.63
30-Aug-2021	24-Sep-2021	Interim	\$0.4103	180	\$0.00	\$73.86	\$73.86	\$31.65
Sub Total					\$0.00	\$341.33	\$341.33	\$146.28
TOTAL					\$1,766.30	\$2,209.24	\$3,975.54	\$946.82

ESTIMATED INTEREST RECEIVED

There are no transactions on this account.

TOTAL

\$0.00

INTEREST INCOME SUMMARY

Account	Interest
CDIA - 19936268	\$0.00
TOTAL	\$0.00

Interest & Estimated Dividend Summary



1 JULY 2021 - 30 JUNE 2022

This statement only provides information for CDIA accounts that have been designated as the settlement account for your Commonwealth Securities Limited Share Trading account as at 30 June. Please refer to NetBank for interest income from all other CBA accounts.

The interest shown is net of any non-resident or TFN withholding tax (if applicable). Please refer to Netbank for bank fees paid on your designated CDIA settlement account in the financial year.

(1) This is an estimate prepared by Commonwealth Securities Limited based upon units that you hold in accordance with our records and may not distinguish between cash dividends or dividends reinvested through any particular company's dividend reinvestment plan. Your actual entitlement will be determined by information recorded in the company's share registry at the relevant record dates. Amounts that may have been withheld for failing to provide your tax file number to your share registries are not disclosed on this report.

Dividends are estimated by CommSec based on the total registered Units held on the Record Date of the dividend. The following fields are estimated in accordance with the calculations outlined below:

- (a) Units = Total registered units of security held on the Record Date of the dividend
- (b) Est. Unfranked Amount = Units X Dividend per security X Unfranked %
- (c) Est. Franked Amount = Units X Dividend per security X Franked %
- (d) Est. Franking Credit = (Est. Franked Amount X company tax rate)/(100 - company tax rate)
- (e) Est. Total Dividend = Units x Dividend per security

(2) In order to be eligible to claim the benefit of a franking credit, you must be a 'qualified person'. You will be a qualified person if you satisfy:

One of the specific concessions in the legislation (for example, you are an individual whose total franking credit entitlement for the income year does not exceed \$5,000); and/or
The 45-day rule

The 45-day rule requires that if you are an Australian tax resident shareholder, you must have held the security 'at risk' for at least 45 consecutive days, not including date of purchase and date of sale. Where the 45 day holding requirement has not been satisfied, the 45-day rule may apply to deny the franking credits attached to the dividend received in respect of the particular security. The 45-day rule is complex. You should obtain your own taxation advice to understand how these provisions apply to you.

Please refer to the statements provided by the Share Registry for tax return purposes. These may include details of any foreign tax credits you may be entitled to and breakdown of any trust distribution you may have received.

For details of the components of your ASX listed trust distributions you will need to refer to the Annual Tax Statement issued by the trust manager.

The total brokerage outlined does not include any rebates you may have received over the financial year. Refer to your transaction statement records for this information.

This report only includes an estimate of dividends paid for holdings held with Commonwealth Securities Limited as at the ex-dividend date. For instance, any dividends paid prior to holdings being transferred to Commonwealth Securities Limited are not included.

This statement is an estimated summary document only and it is not intended to replace any document which contains information that may be required for taxation purposes. You should therefore refer to your CHESS statements, dividend statements, confirmation contract notes and other investment or bank account statements for your records in this regard. This statement may not include information on accounts which have been closed, switched product type, transferred Holder Identification Number (HIN), or switched Participant Identification Number (PID) during the financial year.

This statement is issued by Commonwealth Securities Limited ABN 60 067 254 399 AFSL 238814, a market participant of ASX and Cboe Australia Pty Ltd (formerly Chi-X Australia Pty Limited), a clearing participant of ASX Clear Pty Limited and a settlement participant of ASX Settlement Pty Limited. Commonwealth Securities Limited is a wholly owned but non-guaranteed subsidiary of the Commonwealth Bank of Australia ABN 48 123 123 124 AFSL 234945 ("CBA"). Information contained in this statement is believed to be accurate at the time the statement is generated. CBA and its subsidiaries do not accept any liability for any errors or omissions contained in this statement, or any responsibility for any action taken in reliance on this statement. This document contains general information only and does not take into account your individual objectives, financial and taxation situations or needs. Before acting on the information, consider the appropriateness of your own objectives, needs, financial and taxation situation and, if necessary, seek appropriate independent financial and taxation advice. CBA is not a registered tax (financial) adviser under the Tax Agent Services Act 2009. If there are any errors in this statement, please contact us.

Address: Commonwealth Securities Limited, Locked Bag 22, Australia Square NSW 1215 | Phone: 13 15 19 | Website: www.commsec.com.au

If you are not satisfied with the service or advice you receive from us, you are entitled to complain. We have established procedures to ensure that all enquiries and complaints are properly dealt with. Please refer to our Financial Services Guide for more information. If an issue has not been resolved to your satisfaction, you can lodge a complaint with the Australian Financial Complaints Authority. AFCA provides fair and independent financial services complaint resolution that is free to consumers. Website: www.afca.org.au, Telephone: 1800 931 678 (free call), Email: info@afca.org.au, In writing to: Australian Financial Complaints Authority, GPO Box 3, Melbourne VIC 3001.

Interest & Estimated Dividend Summary



1 JULY 2021 - 30 JUNE 2022

GLOSSARY

Units	The number of registered securities that you own.
Unit Price	The Portfolio Valuation 'Unit Price' is calculated using a 'Reference' Price provided by the ASX which takes into account an adjustment to determine value at Close of Market if the Security does not trade in the Closing Single Price Auction on the Valuation Date.
Brokerage	The fee or charge that is paid by you when transacting a buy or sell.
Holder Identification Number (HIN)	When you are CHESS sponsored with a Broker you will be issued a unique number, called a HIN. Multiple holdings can be registered under the single HIN. A HIN starts with the letter X and usually followed by 10 numbers, e.g. X0001234567.
Dividend	A dividend is a payment made to shareholders from the company. This payment is a portion of the company's profits. ASX listed companies typically pay dividends twice a year, usually as an 'interim' dividend and a 'final dividend'. From time to time, a company may also pay a 'special' dividend.
Ex-dividend date	The ex-dividend date occurs two business days before the company's Record Date. To be entitled to a dividend a shareholder must have purchased the shares before the ex-dividend date. If you purchase shares on or after that date, the previous owner of the shares (and not you) is entitled to the dividend.
Interim dividend	A dividend paid during the year, usually accompanying a company's interim financial statements.
Final dividend	A dividend paid at the end of a company's financial year, representing a return based on the previous twelve months' financial performance and the future outlook.
Special dividend	A dividend paid by the company outside typical recurring (interim and final) dividend cycle.
Record date	The record date is the date the share registries use in determining who is entitled to a dividend or entitlement associated with a security. Those who held the security in the company and were on the register on the record date are eligible for the entitlement.
Payment date	The date on which a declared dividend is scheduled to be paid.
Unfranked dividend	Dividends which do not carry a franking credit.
Franked dividend	Franked dividends are paid to security holders out of profits on which the company has already paid tax.
Franking /Imputation Credit	A franking credit is your share of tax paid by a company on the profits from which your dividend is paid. They are also known as Imputation Credits.
Total subscription	Total subscription can include, but is not limited to market data and research subscription fees and share trade alerts.
Other fees	Other fees can include, but are not limited to: Off market transfer fees, conditional trading fees, rejection fees, early and late settlement fees, fail fees, SRN query, rebooking fees, cheque payment fee or cheque dishonour fees and the printing and posting of contract notes.
Corporate action (CA)	Any action initiated by the company or corporation, for the purpose of giving an entitlement to shareholders.

78200 - Units in Listed Unit Trusts (Australian)

2022 Financial Year

Preparer Desiree Yutuc

Reviewer Steven Lee

Status Completed

Account Code	Description	CY Units	CY Balance	LY Units	LY Balance	Change
ADI.AX	Apn Industria Reit	0.000000		2917.000000	\$9,684.44	100%
DXI.AX1	Dexus Industria Reit.	2993.000000	\$8,081.10			100%
HPI.AX	Hotel Property Investments	2100.000000	\$6,510.00	1980.000000	\$6,316.20	3.07%
VAS.AX	Vanguard Australian Shares Index Etf	204.000000	\$17,085.00	195.000000	\$18,337.80	(6.83)%
TOTAL		CY Units	CY Balance	LY Units	LY Balance	
		5297.000000	\$31,676.10	5092.000000	\$34,338.44	

Supporting Documents

- Investment Movement Report [Report](#)

Standard Checklist

- Attach copies of Statements and Source Documentation
- Attach Investment Movement Report
- Ensure all Investments are valued correctly at June 30
- Ensure the investment is in accordance with the Fund's investment strategy
- Ensure the investment is in accordance with the SIS Act

Holmes Investments Super Fund

Investment Movement Report

As at 30 June 2022

Investment	Opening Balance		Additions		Disposals			Closing Balance		Market Value
	Units	Cost	Units	Cost	Units	Cost	Accounting Profit/(Loss)	Units	Cost	
Bank Accounts										
CBA Direct Investment Account 19936268		1,184.16		14,344.65		(13,282.81)			2,246.00	2,246.00
Suncorp Business Everyday Acc 079500847		981.29		12,091.15		(10,767.44)			2,305.00	2,305.00
Suncorp Business Saver 071658360		21,372.63		4,525.24		(7,500.00)			18,397.87	18,397.87
		23,538.08		30,961.04		(31,550.25)			22,948.87	22,948.87
Shares in Listed Companies (Australian)										
AFI.AX - Australian Foundation Investment Company Limited	1,019.00	6,003.52	31.00	246.26				1,050.00	6,249.78	7,885.50
CLH.AX - Collection House Limited	4,000.00	5,219.95						4,000.00	5,219.95	272.00
GNC.AX - Graincorp Limited			481.00	3,043.25				481.00	3,043.25	4,574.31
MLD.AX - Maca Limited	2,500.00	2,601.20						2,500.00	2,601.20	1,650.00
NAM.AX - Namoi Cotton Limited			13,157.00	5,019.61	(13,157.00)	(5,019.61)	881.09		0.00	
NAB.AX - National Australia Bank Limited	178.00	5,196.37	8.00	228.74				186.00	5,425.11	5,094.54
PGH.AX - Pact Group Holdings Ltd	2,000.00	6,752.17						2,000.00	6,752.17	3,610.00
QBE.AXW - QBE Insurance Group Limited										

Holmes Investments Super Fund

Investment Movement Report

As at 30 June 2022

Investment	Opening Balance		Additions		Disposals			Closing Balance		
	Units	Cost	Units	Cost	Units	Cost	Accounting Profit/(Loss)	Units	Cost	Market Value
	464.00	5,592.84	12.00	139.96				476.00	5,732.80	5,783.40
SHV.AX - Select Harvests Limited										
	4,071.00	18,534.52	1,055.00	5,545.63				5,126.00	24,080.15	24,092.20
TGR.AX - Tassal Group Limited										
	1,137.00	4,253.82	52.00	172.47				1,189.00	4,426.29	5,695.31
VEU.AX2 - Vanguard All-world Ex-us Shares Index Etf										
	41.00	3,048.71						41.00	3,048.71	2,969.63
VTS.AX - Vanguard Us Total Market Shares Index Etf										
	8.00	1,894.22						8.00	1,894.22	2,188.16
SOL.AX - Washington H Soul Pattinson & Company Limited										
	320.00	4,974.47						320.00	4,974.47	7,532.80
WDS.AX - Woodside Energy Group Ltd										
			192.00	5,620.99				192.00	5,620.99	6,113.28
WPL.AX - Woodside Petroleum Ltd										
	180.00	5,279.66	12.00	341.33	(192.00)	(5,620.99)			0.00	
		69,351.45		20,358.24		(10,640.60)	881.09		79,069.09	77,461.13

Units in Listed Unit Trusts (Australian)

ADI.AX - Apn Industria Reit

2,917.00	7,758.90	76.00	254.74	(2,993.00)	(8,013.64)		0.00
----------	----------	-------	--------	------------	------------	--	------

DXI.AX1 - Dexus Industria Reit.

		2,993.00	8,013.64			2,993.00	8,013.64	8,081.10
--	--	----------	----------	--	--	----------	----------	----------

HPI.AX - Hotel Property Investments

1,980.00	5,519.80	120.00	400.24			2,100.00	5,920.04	6,510.00
----------	----------	--------	--------	--	--	----------	----------	----------

VAS.AX - Vanguard Australian Shares Index Etf

Holmes Investments Super Fund
Investment Movement Report

As at 30 June 2022

Investment	Opening Balance		Additions		Disposals			Closing Balance		Market Value
	Units	Cost	Units	Cost	Units	Cost	Accounting Profit/(Loss)	Units	Cost	
	195.00	15,535.27	9.00	922.13				204.00	16,457.40	17,085.00
		28,813.97		9,590.75		(8,013.64)			30,391.08	31,676.10
		121,703.50		60,910.03		(50,204.49)	881.09		132,409.04	132,086.10

85000 - Income Tax Payable/Refundable

2022 Financial Year

Preparer Desiree Yutuc

Reviewer Steven Lee

Status Completed

Account Code	Description	CY Balance	LY Balance	Change
85000	Income Tax Payable/Refundable	(\$623.42)	(\$117.68)	429.76%
TOTAL		CY Balance	LY Balance	
		(\$623.42)	(\$117.68)	

Supporting Documents

- Exempt Pension Reconciliation [Report](#)
- Tax Reconciliation Report [Report](#)
- Non Deductible Expense Reconciliation [Report](#)
- Statement of Taxable Income [Report](#)
- ATO_Income Tax.pdf

Standard Checklist

- Attach Actuarial Certificate (if applicable)
- Attach any other Tax reconciliations
- Attach copy of Exempt Pension Reconciliation (if applicable)
- Attach copy of Non Deductible Expense Reconciliation (if applicable)
- Attach copy of Statement of Taxable Income
- Attach copy of Tax Reconciliation Report
- Confirm Transactions in ATO Portal

Holmes Investments Super Fund

Exempt Current Pension Income Reconciliation

For The Period 01 July 2021 - 30 June 2022

	Date	Account Code	Account Description	Taxable Amount	Actuary/Pool %	Exempt Amount
Segment - 01 July 2021 to 30 June 2022						
Label C						
	31/07/2021	25000/MET071658360	Suncorp Business Saver 071658360	3.63		
	31/08/2021	25000/MET071658360	Suncorp Business Saver 071658360	3.59		
	30/09/2021	25000/MET071658360	Suncorp Business Saver 071658360	2.69		
	31/10/2021	25000/MET071658360	Suncorp Business Saver 071658360	1.91		
	30/11/2021	25000/MET071658360	Suncorp Business Saver 071658360	1.14		
	31/12/2021	25000/MET071658360	Suncorp Business Saver 071658360	1.18		
	31/01/2022	25000/MET071658360	Suncorp Business Saver 071658360	1.18		
	28/02/2022	25000/MET071658360	Suncorp Business Saver 071658360	1.06		
	31/03/2022	25000/MET071658360	Suncorp Business Saver 071658360	1.18		
	30/04/2022	25000/MET071658360	Suncorp Business Saver 071658360	1.39		
	31/05/2022	25000/MET071658360	Suncorp Business Saver 071658360	1.56		
	30/06/2022	25000/MET071658360	Suncorp Business Saver 071658360	4.73		
			Total	25.24	0.000 %	0.00
Label D1						
	20/07/2021	23900/VEU.AX2	Vanguard All-world Ex-us Shares Index Etf	23.67		
	23/07/2021	23900/VTS.AX	Vanguard Us Total Market Shares Index Etf	7.27		
	19/10/2021	23900/VEU.AX2	Vanguard All-world Ex-us Shares Index Etf	20.41		
	25/10/2021	23900/VTS.AX	Vanguard Us Total Market Shares Index Etf	7.78		
	21/01/2022	23900/VEU.AX2	Vanguard All-world Ex-us Shares Index Etf	47.81		
	28/01/2022	23900/VTS.AX	Vanguard Us Total Market Shares Index Etf	9.47		
	21/04/2022	23900/VEU.AX2	Vanguard All-world Ex-us Shares Index Etf	5.81		

Holmes Investments Super Fund

Exempt Current Pension Income Reconciliation

For The Period 01 July 2021 - 30 June 2022

	Date	Account Code	Account Description	Taxable Amount	Actuary/Pool %	Exempt Amount
Label D1						
	26/04/2022	23900/VTS.AX	Vanguard Us Total Market Shares Index Etf	7.67		
	30/06/2022	23800/VAS.AX	Vanguard Australian Shares Index Etf	16.94		
			Total	146.83	0.000 %	0.00
Label J						
	24/09/2021	23900/QBE.AXW	QBE Insurance Group Limited	45.94		
	29/09/2021	23900/TGR.AX	Tassal Group Limited	79.59		
	07/10/2021	23900/PGH.AX	Pact Group Holdings Ltd	42.00		
	30/03/2022	23900/TGR.AX	Tassal Group Limited	92.88		
	06/04/2022	23900/PGH.AX	Pact Group Holdings Ltd	24.50		
	12/04/2022	23900/QBE.AXW	QBE Insurance Group Limited	80.03		
			Total	364.94	0.000 %	0.00
Label K						
	02/07/2021	23900/NAB.AX	National Australia Bank Limited	106.80		
	17/09/2021	23900/MLD.AX	Maca Limited	62.50		
	24/09/2021	23900/WPL.AX	Woodside Petroleum Ltd	73.86		
	24/09/2021	23900/QBE.AXW	QBE Insurance Group Limited	5.10		
	07/10/2021	23900/PGH.AX	Pact Group Holdings Ltd	78.00		
	09/12/2021	23900/GNC.AX	Graincorp Limited	48.10		
	14/12/2021	23900/SOL.AX	Washington H Soul Pattinson & Company	115.20		
	15/12/2021	23900/NAB.AX	National Australia Bank Limited	121.94		
	04/02/2022	23900/SHV.AX	Select Harvests Limited	325.68		
	17/03/2022	23900/MLD.AX	Maca Limited	62.50		

Holmes Investments Super Fund

Exempt Current Pension Income Reconciliation

For The Period 01 July 2021 - 30 June 2022

	Date	Account Code	Account Description	Taxable Amount	Actuary/Pool %	Exempt Amount
Label K						
	23/03/2022	23900/WPL.AX	Woodside Petroleum Ltd	267.47		
	06/04/2022	23900/PGH.AX	Pact Group Holdings Ltd	45.50		
	12/04/2022	23900/QBE.AXW	QBE Insurance Group Limited	8.89		
	13/05/2022	23900/SOL.AX	Washington H Soul Pattinson & Company	92.80		
			Total	1,414.34	0.000 %	0.00

Label L						
	02/07/2021	23900/NAB.AX	National Australia Bank Limited	45.77		
	17/09/2021	23900/MLD.AX	Maca Limited	26.79		
	24/09/2021	23900/WPL.AX	Woodside Petroleum Ltd	31.65		
	24/09/2021	23900/QBE.AXW	QBE Insurance Group Limited	2.19		
	07/10/2021	23900/PGH.AX	Pact Group Holdings Ltd	33.43		
	09/12/2021	23900/GNC.AX	Graincorp Limited	20.61		
	14/12/2021	23900/SOL.AX	Washington H Soul Pattinson & Company	49.37		
	15/12/2021	23900/NAB.AX	National Australia Bank Limited	52.26		
	04/02/2022	23900/SHV.AX	Select Harvests Limited	139.58		
	17/03/2022	23900/MLD.AX	Maca Limited	26.79		
	23/03/2022	23900/WPL.AX	Woodside Petroleum Ltd	114.63		
	06/04/2022	23900/PGH.AX	Pact Group Holdings Ltd	19.50		
	12/04/2022	23900/QBE.AXW	QBE Insurance Group Limited	3.81		
	13/05/2022	23900/SOL.AX	Washington H Soul Pattinson & Company	39.77		
			Total	606.15	0.000 %	0.00

Label M

Holmes Investments Super Fund

Exempt Current Pension Income Reconciliation

For The Period 01 July 2021 - 30 June 2022

	Date	Account Code	Account Description	Taxable Amount	Actuary/Pool %	Exempt Amount
Label M						
	30/06/2022	23800/ADI.AX	Apn Industria Reit	127.85		
	30/06/2022	23800/DXI.AX1	Dexus Industria Reit.	278.79		
	30/06/2022	23800/VAS.AX	Vanguard Australian Shares Index Etf	1,233.55		
			Total	1,640.19	0.000 %	0.00
					Total Segment ECPI *	0.00
					SMSF Annual Return Rounding	0.00
					Total ECPI	0.00

* Total Segment ECPI does not include ECPI amounts from Label A. The total ECPI from Label A is shown separately at the start of the report.

Holmes Investments Super Fund

Pension Non Deductible Expense Report

For The Period 01 July 2021 - 30 June 2022

	Date	Account Code	Account Description	Amount	Expense %	Deductible	Non Deductible
Segment - 01 July 2021 to 30 June 2022							
Label F							
	30/11/2021	39000/HOLNAT00001A	(Life Insurance Premiums) Holmes, Nathan - Accumulation (Accumula...	338.73			
	28/02/2022	39000/HOLNAT00001A	(Life Insurance Premiums) Holmes, Nathan - Accumulation (Accumula...	338.73			
	30/03/2022	39000/HOLNAT00001A	(Life Insurance Premiums) Holmes, Nathan - Accumulation (Accumula...	338.73			
	30/08/2021	39000/HOLNAT00001A	(Life Insurance Premiums) Holmes, Nathan - Accumulation (Accumula...	338.73			
	02/05/2022	39000/HOLNAT00001A	(Life Insurance Premiums) Holmes, Nathan - Accumulation (Accumula...	338.73			
	30/09/2021	39000/HOLNAT00001A	(Life Insurance Premiums) Holmes, Nathan - Accumulation (Accumula...	338.73			
	30/07/2021	39000/HOLNAT00001A	(Life Insurance Premiums) Holmes, Nathan - Accumulation (Accumula...	338.73			
	31/01/2022	39000/HOLNAT00001A	(Life Insurance Premiums) Holmes, Nathan - Accumulation (Accumula...	338.73			
	30/06/2022	39000/HOLNAT00001A	(Life Insurance Premiums) Holmes, Nathan - Accumulation (Accumula...	338.73			
	01/11/2021	39000/HOLNAT00001A	(Life Insurance Premiums) Holmes, Nathan - Accumulation (Accumula...	338.73			
	30/12/2021	39000/HOLNAT00001A	(Life Insurance Premiums) Holmes, Nathan - Accumulation (Accumula...	338.73			
	30/05/2022	39000/HOLNAT00001A	(Life Insurance Premiums) Holmes, Nathan - Accumulation (Accumula...	338.73			
			Total	4,064.76	0.000 %	4,064.76	0.00

Holmes Investments Super Fund

Pension Non Deductible Expense Report

For The Period 01 July 2021 - 30 June 2022

Date	Account Code	Account Description	Amount	Expense %	Deductible	Non Deductible
				Total Expenses *	5,654.76	117.68

* General expense percentage - 0.000 %

* Investment expense percentage - 0.000 %

Holmes Investments Super Fund

Statement of Taxable Income

For the year ended 30 June 2022

	2022
	\$
Benefits accrued as a result of operations	(4,539.08)
Less	
Realised Accounting Capital Gains	881.09
Accounting Trust Distributions	2,441.10
	<u>3,322.19</u>
Add	
Decrease in MV of investments	16,216.14
Franking Credits	954.39
Foreign Credits	16.99
Taxable Trust Distributions	1,291.95
Distributed Foreign income	15.88
	<u>18,495.35</u>
SMSF Annual Return Rounding	(2.08)
	<u>10,632.00</u>
Taxable Income or Loss	10,632.00
Income Tax on Taxable Income or Loss	1,594.80
Less	
Franking Credits	954.39
Foreign Credits	16.99
	<u>623.42</u>
CURRENT TAX OR REFUND	623.42
Supervisory Levy	259.00
	<u>882.42</u>
AMOUNT DUE OR REFUNDABLE	882.42

* Distribution tax components review process has not been completed for the financial year.

Holmes Investments Super Fund

Tax Reconciliation Report

For the year ended 30 June 2022

Tax Return Label	Date	Account Code	Account Name	Amount \$
C - Income - Gross interest				
	31/07/2021	25000/MET071658360	Suncorp Business Saver 071658360	3.63
	31/08/2021	25000/MET071658360	Suncorp Business Saver 071658360	3.59
	30/09/2021	25000/MET071658360	Suncorp Business Saver 071658360	2.69
	31/10/2021	25000/MET071658360	Suncorp Business Saver 071658360	1.91
	30/11/2021	25000/MET071658360	Suncorp Business Saver 071658360	1.14
	31/12/2021	25000/MET071658360	Suncorp Business Saver 071658360	1.18
	31/01/2022	25000/MET071658360	Suncorp Business Saver 071658360	1.18
	28/02/2022	25000/MET071658360	Suncorp Business Saver 071658360	1.06
	31/03/2022	25000/MET071658360	Suncorp Business Saver 071658360	1.18
	30/04/2022	25000/MET071658360	Suncorp Business Saver 071658360	1.39
	31/05/2022	25000/MET071658360	Suncorp Business Saver 071658360	1.56
	30/06/2022	25000/MET071658360	Suncorp Business Saver 071658360	4.73
Sub-Total				25.24
Ignore Cents				0.24
Total				25.00
D1 - Income - Gross foreign income				
	20/07/2021	23900/VEU.AX2	Vanguard All-world Ex-us Shares Index Etf	23.67
	23/07/2021	23900/VTS.AX	Vanguard Us Total Market Shares Index Etf	7.27
	19/10/2021	23900/VEU.AX2	Vanguard All-world Ex-us Shares Index Etf	20.41
	25/10/2021	23900/VTS.AX	Vanguard Us Total Market Shares Index Etf	7.78
	21/01/2022	23900/VEU.AX2	Vanguard All-world Ex-us Shares Index Etf	47.81
	28/01/2022	23900/VTS.AX	Vanguard Us Total Market Shares Index Etf	9.47
	21/04/2022	23900/VEU.AX2	Vanguard All-world Ex-us Shares Index Etf	5.81
	26/04/2022	23900/VTS.AX	Vanguard Us Total Market Shares Index Etf	7.67
	30/06/2022	23800/VAS.AX	Vanguard Australian Shares Index Etf	16.94
Sub-Total				146.83
Ignore Cents				0.83
Total				146.00
D - Income - Net foreign income				
	20/07/2021	23900/VEU.AX2	Vanguard All-world Ex-us Shares Index Etf	23.67
	23/07/2021	23900/VTS.AX	Vanguard Us Total Market Shares Index Etf	7.27
	19/10/2021	23900/VEU.AX2	Vanguard All-world Ex-us Shares Index Etf	20.41
	25/10/2021	23900/VTS.AX	Vanguard Us Total Market Shares Index Etf	7.78
	21/01/2022	23900/VEU.AX2	Vanguard All-world Ex-us Shares Index Etf	47.81
	28/01/2022	23900/VTS.AX	Vanguard Us Total Market Shares Index Etf	9.47
	21/04/2022	23900/VEU.AX2	Vanguard All-world Ex-us Shares Index Etf	5.81

Holmes Investments Super Fund

Tax Reconciliation Report

For the year ended 30 June 2022

Tax Return Label	Date	Account Code	Account Name	Amount \$
D - Income - Net foreign income				
	26/04/2022	23900/VTS.AX	Vanguard Us Total Market Shares Index Etf	7.67
	30/06/2022	23800/VAS.AX	Vanguard Australian Shares Index Etf	16.94
Sub-Total				146.83
Ignore Cents				0.83
Total				146.00
J - Unfranked dividend amount				
	24/09/2021	23900/QBE.AXW	QBE Insurance Group Limited	45.94
	29/09/2021	23900/TGR.AX	Tassal Group Limited	79.59
	07/10/2021	23900/PGH.AX	Pact Group Holdings Ltd	42.00
	30/03/2022	23900/TGR.AX	Tassal Group Limited	92.88
	06/04/2022	23900/PGH.AX	Pact Group Holdings Ltd	24.50
	12/04/2022	23900/QBE.AXW	QBE Insurance Group Limited	80.03
Sub-Total				364.94
Ignore Cents				0.94
Total				364.00
K - Franked dividend amount				
	02/07/2021	23900/NAB.AX	National Australia Bank Limited	106.80
	17/09/2021	23900/MLD.AX	Maca Limited	62.50
	24/09/2021	23900/QBE.AXW	QBE Insurance Group Limited	5.10
	24/09/2021	23900/WPL.AX	Woodside Petroleum Ltd	73.86
	07/10/2021	23900/PGH.AX	Pact Group Holdings Ltd	78.00
	09/12/2021	23900/GNC.AX	Graincorp Limited	48.10
	14/12/2021	23900/SOL.AX	Washington H Soul Pattinson & Company Limited	115.20
	15/12/2021	23900/NAB.AX	National Australia Bank Limited	121.94
	04/02/2022	23900/SHV.AX	Select Harvests Limited	325.68
	17/03/2022	23900/MLD.AX	Maca Limited	62.50
	23/03/2022	23900/WPL.AX	Woodside Petroleum Ltd	267.47
	06/04/2022	23900/PGH.AX	Pact Group Holdings Ltd	45.50
	12/04/2022	23900/QBE.AXW	QBE Insurance Group Limited	8.89
	13/05/2022	23900/SOL.AX	Washington H Soul Pattinson & Company Limited	92.80
Sub-Total				1,414.34
Ignore Cents				0.34
Total				1,414.00
L - Income - Dividend franking credit				
	02/07/2021	23900/NAB.AX	National Australia Bank Limited	45.77
	17/09/2021	23900/MLD.AX	Maca Limited	26.79
	24/09/2021	23900/QBE.AXW	QBE Insurance Group Limited	2.19
	24/09/2021	23900/WPL.AX	Woodside Petroleum Ltd	31.65
	07/10/2021	23900/PGH.AX	Pact Group Holdings Ltd	33.43
	09/12/2021	23900/GNC.AX	Graincorp Limited	20.61

Holmes Investments Super Fund

Tax Reconciliation Report

For the year ended 30 June 2022

Tax Return Label	Date	Account Code	Account Name	Amount \$
L - Income - Dividend franking credit				
	14/12/2021	23900/SOL.AX	Washington H Soul Pattinson & Company Limited	49.37
	15/12/2021	23900/NAB.AX	National Australia Bank Limited	52.26
	04/02/2022	23900/SHV.AX	Select Harvests Limited	139.58
	17/03/2022	23900/MLD.AX	Maca Limited	26.79
	23/03/2022	23900/WPL.AX	Woodside Petroleum Ltd	114.63
	06/04/2022	23900/PGH.AX	Pact Group Holdings Ltd	19.50
	12/04/2022	23900/QBE.AXW	QBE Insurance Group Limited	3.81
	13/05/2022	23900/SOL.AX	Washington H Soul Pattinson & Company Limited	39.77
Sub-Total				606.15
Ignore Cents				0.15
Total				606.00
M - Gross trust distributions				
	30/06/2022	23800/DXI.AX1	Dexus Industria Reit.	278.79
	30/06/2022	23800/ADI.AX	Apn Industria Reit	127.85
	30/06/2022	23800/VAS.AX	Vanguard Australian Shares Index Etf	1,233.55
Sub-Total				1,640.19
Ignore Cents				0.19
Total				1,640.00
R1 - Assessable employer contributions				
	13/07/2021	24200/HOLNAT00001A	(Contributions) Holmes, Nathan - Accumulation (Accumulation)	867.58
	20/08/2021	24200/HOLNAT00001A	(Contributions) Holmes, Nathan - Accumulation (Accumulation)	913.24
	13/09/2021	24200/HOLNAT00001A	(Contributions) Holmes, Nathan - Accumulation (Accumulation)	913.24
	13/10/2021	24200/HOLNAT00001A	(Contributions) Holmes, Nathan - Accumulation (Accumulation)	1,402.96
	11/11/2021	24200/HOLNAT00001A	(Contributions) Holmes, Nathan - Accumulation (Accumulation)	929.79
	13/12/2021	24200/HOLNAT00001A	(Contributions) Holmes, Nathan - Accumulation (Accumulation)	1,020.70
	17/01/2022	24200/HOLNAT00001A	(Contributions) Holmes, Nathan - Accumulation (Accumulation)	929.79
	16/02/2022	24200/HOLNAT00001A	(Contributions) Holmes, Nathan - Accumulation (Accumulation)	929.79
	15/03/2022	24200/HOLNAT00001A	(Contributions) Holmes, Nathan - Accumulation (Accumulation)	929.79
	14/04/2022	24200/HOLNAT00001A	(Contributions) Holmes, Nathan - Accumulation (Accumulation)	1,394.69
	16/05/2022	24200/HOLNAT00001A	(Contributions) Holmes, Nathan - Accumulation (Accumulation)	929.79
	20/06/2022	24200/HOLNAT00001A	(Contributions) Holmes, Nathan - Accumulation (Accumulation)	929.79
Sub-Total				12,091.15
Ignore Cents				0.15
Total				12,091.00
R - Assessable contributions (R1 plus R2 plus R3 less R6)				
			Assessable employer contributions	12,091.15

Holmes Investments Super Fund

Tax Reconciliation Report

For the year ended 30 June 2022

Tax Return Label	Date	Account Code	Account Name	Amount \$
R - Assessable contributions (R1 plus R2 plus R3 less R6)				
Sub-Total				12,091.15
Ignore Cents				0.15
Total				12,091.00
W - GROSS INCOME (Sum of labels A to U)				
				16,286.00
Sub-Total				16,286.00
Ignore Cents				0.00
Total				16,286.00
V - TOTAL ASSESSABLE INCOME (W less Y)				
				16,286.00
Sub-Total				16,286.00
Ignore Cents				0.00
Total				16,286.00
F1 - Expenses - Insurance Premiums				
	30/07/2021	39000/HOLNAT00001A	(Life Insurance Premiums) Holmes, Nathan - Accumulation (Accumula...	338.73
	30/08/2021	39000/HOLNAT00001A	(Life Insurance Premiums) Holmes, Nathan - Accumulation (Accumula...	338.73
	30/09/2021	39000/HOLNAT00001A	(Life Insurance Premiums) Holmes, Nathan - Accumulation (Accumula...	338.73
	01/11/2021	39000/HOLNAT00001A	(Life Insurance Premiums) Holmes, Nathan - Accumulation (Accumula...	338.73
	30/11/2021	39000/HOLNAT00001A	(Life Insurance Premiums) Holmes, Nathan - Accumulation (Accumula...	338.73
	30/12/2021	39000/HOLNAT00001A	(Life Insurance Premiums) Holmes, Nathan - Accumulation (Accumula...	338.73
	31/01/2022	39000/HOLNAT00001A	(Life Insurance Premiums) Holmes, Nathan - Accumulation (Accumula...	338.73
	28/02/2022	39000/HOLNAT00001A	(Life Insurance Premiums) Holmes, Nathan - Accumulation (Accumula...	338.73
	30/03/2022	39000/HOLNAT00001A	(Life Insurance Premiums) Holmes, Nathan - Accumulation (Accumula...	338.73
	02/05/2022	39000/HOLNAT00001A	(Life Insurance Premiums) Holmes, Nathan - Accumulation (Accumula...	338.73
	30/05/2022	39000/HOLNAT00001A	(Life Insurance Premiums) Holmes, Nathan - Accumulation (Accumula...	338.73
	30/06/2022	39000/HOLNAT00001A	(Life Insurance Premiums) Holmes, Nathan - Accumulation (Accumula...	338.73
Sub-Total				4,064.76
Ignore Cents				0.76
Total				4,064.00
H1 - Expenses - SMSF auditor fee				
	09/09/2021	30700	Auditor's Remuneration	550.00
Sub-Total				550.00
Ignore Cents				0.00
Total				550.00
J1 - Expenses - Management and administration expenses				
	10/12/2021	30800	ASIC Fees	56.00

Holmes Investments Super Fund

Tax Reconciliation Report

For the year ended 30 June 2022

Tax Return Label	Date	Account Code	Account Name	Amount \$
J1 - Expenses - Management and administration expenses				
	20/03/2022	30100	Accountancy Fees	725.00
	03/04/2022	30400	ATO Supervisory Levy	259.00
Sub-Total				1,040.00
Ignore Cents				0.00
Total				1,040.00
L2 - Expenses - Other amounts (Non-deductible)				
	03/04/2022	85000	Income Tax Payable/Refundable	117.68
Sub-Total				117.68
Ignore Cents				0.68
Total				117.00
N - TOTAL DEDUCTIONS				
				5,654.00
Sub-Total				5,654.00
Ignore Cents				0.00
Total				5,654.00
Y - TOTAL NON DEDUCTIBLE EXPENSES				
				117.00
Sub-Total				117.00
Ignore Cents				0.00
Total				117.00
O - TAXABLE INCOME OR LOSS				
				10,632.00
Sub-Total				10,632.00
Ignore Cents				0.00
Total				10,632.00
Z - TOTAL SMSF EXPENSES				
				5,771.00
Sub-Total				5,771.00
Ignore Cents				0.00
Total				5,771.00
A - Taxable income				
				10,632.00
Sub-Total				10,632.00
Ignore Cents				0.00
Total				10,632.00
T1 - Tax on taxable income				
				1,594.80
Sub-Total				1,594.80
Ignore Cents				0.00
Total				1,594.80

Holmes Investments Super Fund

Tax Reconciliation Report

For the year ended 30 June 2022

Tax Return Label	Date	Account Code	Account Name	Amount \$
B - Gross Tax				
				1,594.80
Sub-Total				1,594.80
Ignore Cents				0.00
Total				1,594.80
C1 - Foreign income tax offset				
	23/07/2021	23900/VTS.AX	Vanguard Us Total Market Shares Index Etf	1.09
	19/10/2021	23900/VEU.AX2	Vanguard All-world Ex-us Shares Index Etf	3.06
	25/10/2021	23900/VTS.AX	Vanguard Us Total Market Shares Index Etf	1.17
	21/01/2022	23900/VEU.AX2	Vanguard All-world Ex-us Shares Index Etf	7.17
	28/01/2022	23900/VTS.AX	Vanguard Us Total Market Shares Index Etf	1.42
	21/04/2022	23900/VEU.AX2	Vanguard All-world Ex-us Shares Index Etf	0.87
	26/04/2022	23900/VTS.AX	Vanguard Us Total Market Shares Index Etf	1.15
	30/06/2022	23800/VAS.AX	Vanguard Australian Shares Index Etf	1.06
Sub-Total				16.99
Ignore Cents				0.00
Total				16.99
C - Non-refundable non-carry forward tax offsets				
				16.99
Sub-Total				16.99
Ignore Cents				0.00
Total				16.99
T2 - SUBTOTAL				
				1,577.81
Sub-Total				1,577.81
Ignore Cents				0.00
Total				1,577.81
T3 - SUBTOTAL 2				
				1,577.81
Sub-Total				1,577.81
Ignore Cents				0.00
Total				1,577.81
E1 - Complying fund's franking credits tax offset				
	02/07/2021	23900/NAB.AX	National Australia Bank Limited	45.77
	17/09/2021	23900/MLD.AX	Maca Limited	26.79
	24/09/2021	23900/QBE.AXW	QBE Insurance Group Limited	2.19
	24/09/2021	23900/WPL.AX	Woodside Petroleum Ltd	31.65
	07/10/2021	23900/PGH.AX	Pact Group Holdings Ltd	33.43
	09/12/2021	23900/GNC.AX	Graincorp Limited	20.61

Holmes Investments Super Fund

Tax Reconciliation Report

For the year ended 30 June 2022

Tax Return Label	Date	Account Code	Account Name	Amount \$
E1 - Complying fund's franking credits tax offset				
	14/12/2021	23900/SOL.AX	Washington H Soul Pattinson & Company Limited	49.37
	15/12/2021	23900/NAB.AX	National Australia Bank Limited	52.26
	04/02/2022	23900/SHV.AX	Select Harvests Limited	139.58
	17/03/2022	23900/MLD.AX	Maca Limited	26.79
	23/03/2022	23900/WPL.AX	Woodside Petroleum Ltd	114.63
	06/04/2022	23900/PGH.AX	Pact Group Holdings Ltd	19.50
	12/04/2022	23900/QBE.AXW	QBE Insurance Group Limited	3.81
	13/05/2022	23900/SOL.AX	Washington H Soul Pattinson & Company Limited	39.77
	30/06/2022	23800/VAS.AX	Vanguard Australian Shares Index Etf	348.24
Sub-Total				954.39
Ignore Cents				0.00
Total				954.39
E - Refundable tax offsets				
				954.39
Sub-Total				954.39
Ignore Cents				0.00
Total				954.39
T5 - TAX PAYABLE				
				623.42
Sub-Total				623.42
Ignore Cents				0.00
Total				623.42
L - Supervisory levy				
				259.00
Sub-Total				259.00
Ignore Cents				0.00
Total				259.00
S - AMOUNT DUE OR REFUNDABLE				
				882.42
Sub-Total				882.42
Ignore Cents				0.00
Total				882.42



Australian Government
Australian Taxation Office

Agent SUPERHELP AUSTRALIA PTY LTD
Client THE TRUSTEE FOR HOLMES
INVESTMENTS SUPER FUND
ABN 37 484 357 068
TFN 968 086 656

Income tax 002

Date generated	30 March 2023
Overdue	\$0.00
Not yet due	\$0.00
Balance	\$0.00

Transactions

2 results found - from **30 March 2021** to **30 March 2023** sorted by **processed date** ordered **newest to oldest**

Processed date	Effective date	Description	Debit (DR)	Credit (CR)	Balance
5 Apr 2022	4 Apr 2022	Payment received		\$376.68	\$0.00
22 Mar 2022	16 May 2022	Tax return Self Man Superfund - Income Tax for the period from 01 Jul 20 to 30 Jun 21	\$376.68		\$376.68 DR

88000 - Sundry Creditors

2022 Financial Year

Preparer Desiree Yutuc

Reviewer Steven Lee

Status Completed

Account Code	Description	CY Balance	LY Balance	Change
88000	Sundry Creditors		(\$495.00)	100%
TOTAL		CY Balance	LY Balance	
			(\$495.00)	

Supporting Documents

- General Ledger [Report](#)

Standard Checklist

- Attach all source documentation and confirmations of Liability

Holmes Investments Super Fund

General Ledger

As at 30 June 2022

Transaction Date	Description	Units	Debit	Credit	Balance \$
Sundry Creditors (88000)					
<u>Sundry Creditors (88000)</u>					
01/07/2021	Opening Balance				495.00 CR
29/01/2022	INTERNET TRANSFER DEBIT TO 161203282 REFERENCE NO 29907681 Member fee refund		495.00		0.00 DR
			495.00		0.00 DR

Total Debits: 495.00

Total Credits: 0.00

89000 - Deferred Tax Liability/Asset

2022 Financial Year

Preparer Desiree Yutuc

Reviewer Steven Lee

Status Completed

Account Code	Description	CY Balance	LY Balance	Change
89000	Deferred Tax Liability/Asset	\$250.53	(\$1,068.93)	(123.44)%
TOTAL		CY Balance	LY Balance	
		\$250.53	(\$1,068.93)	

Supporting Documents

- Deferred Tax Reconciliation Report [Report](#)

Standard Checklist

- Attach all source documentation and confirmations of Liability
- Attach copy of Deferred Tax Reconciliation Report

Holmes Investments Super Fund

Deferred Tax Reconciliation

For The Period 01 July 2021 - 30 June 2022

Investment Code	Investment Name	Revaluation/Tax Deferred	Permanent Difference (Non-Assessable)	Temporary Difference (Assessable)	Temporary Difference (Accumulation Portion)
Revaluations					
HPI.AX	Hotel Property Investments	(206.44)	(68.81)	(137.63)	(137.63)
CLH.AX	Collection House Limited	(328.00)	(109.33)	(218.67)	(218.67)
TGR.AX	Tassal Group Limited	1,452.38	484.13	968.25	968.25
SHV.AX	Select Harvests Limited	(8,932.68)	(2,977.56)	(5,955.12)	(5,955.12)
WDS.AX	Woodside Energy Group Ltd	492.29	164.10	328.19	328.19
VAS.AX	Vanguard Australian Shares Index Etf	(2,174.93)	(724.98)	(1,449.95)	(1,449.95)
AFI.AX	Australian Foundation Investment Company Limited	(329.34)	(109.78)	(219.56)	(219.56)
VEU.AX2	Vanguard All-world Ex-us Shares Index Etf	(506.76)	(168.92)	(337.84)	(337.84)
SOL.AX	Washington H Soul Pattinson & Company Limited	(3,260.80)	(1,086.93)	(2,173.87)	(2,173.87)
DXI.AX1	Dexus Industria Reit.	67.46	22.49	44.97	44.97
WPL.AX	Woodside Petroleum Ltd	1,281.86	427.29	854.57	854.57
MLD.AX	Maca Limited	(237.50)	(79.17)	(158.33)	(158.33)
ADI.AX	Apn Industria Reit	(1,925.54)	(641.85)	(1,283.69)	(1,283.69)
VTS.AX	Vanguard Us Total Market Shares Index Etf	(184.72)	(61.57)	(123.15)	(123.15)
PGH.AX	Pact Group Holdings Ltd	(3,790.00)	(1,263.33)	(2,526.67)	(2,526.67)
NAB.AX	National Australia Bank Limited	198.64	66.21	132.43	132.43
GNC.AX	Graincorp Limited	1,531.06	510.35	1,020.71	1,020.71
QBE.AXW	QBE Insurance Group Limited	636.88	212.29	424.59	424.59
		(16,216.14)	(5,405.37)	(10,810.77)	(10,810.77)

Tax Deferred Distributions

Holmes Investments Super Fund

Deferred Tax Reconciliation

For The Period 01 July 2021 - 30 June 2022

Investment Code	Investment Name	Revaluation/Tax Deferred	Permanent Difference (Non-Assessable)	Temporary Difference (Assessable)	Temporary Difference (Accumulation Portion)
ADI.AX	Apn Industria Reit	(294.33)	0.00	(294.33)	(294.33)
ADI.AX	Apn Industria Reit	(160.66)	0.00	(160.66)	(160.66)
ADI.AX	Apn Industria Reit	(5.32)	0.00	(5.32)	(5.32)
ADI.AX	Apn Industria Reit	(2.61)	0.00	(2.61)	(2.61)
AFI.AX	Australian Foundation Investment Company Limited	2.34	0.00	2.34	2.34
AFI.AX	Australian Foundation Investment Company Limited	1.51	0.00	1.51	1.51
AFI.AX	Australian Foundation Investment Company Limited	2.34	0.00	2.34	2.34
AFI.AX	Australian Foundation Investment Company Limited	55.08	0.00	55.08	55.08
AFI.AX	Australian Foundation Investment Company Limited	3.03	0.00	3.03	3.03
AFI.AX	Australian Foundation Investment Company Limited	1.93	0.00	1.93	1.93
AFI.AX	Australian Foundation Investment Company Limited	2.89	0.00	2.89	2.89
AFI.AX	Australian Foundation Investment Company Limited	1.93	0.00	1.93	1.93
AFI.AX	Australian Foundation Investment Company Limited	71.61	0.00	71.61	71.61
AFI.AX	Australian Foundation Investment Company Limited	1.68	0.00	1.68	1.68
AFI.AX	Australian Foundation Investment Company Limited	1.38	0.00	1.38	1.38
AFI.AX	Australian Foundation Investment Company Limited	1.09	0.00	1.09	1.09
AFI.AX	Australian Foundation Investment Company Limited	1.68	0.00	1.68	1.68
AFI.AX	Australian Foundation Investment Company Limited	39.47	0.00	39.47	39.47
AFI.AX	Australian Foundation Investment Company Limited	2.17	0.00	2.17	2.17
AFI.AX	Australian Foundation Investment Company Limited	1.38	0.00	1.38	1.38
AFI.AX	Australian Foundation Investment Company Limited	2.07	0.00	2.07	2.07

Holmes Investments Super Fund

Deferred Tax Reconciliation

For The Period 01 July 2021 - 30 June 2022

Investment Code	Investment Name	Revaluation/Tax Deferred	Permanent Difference (Non-Assessable)	Temporary Difference (Assessable)	Temporary Difference (Accumulation Portion)
AFI.AX	Australian Foundation Investment Company Limited	1.38	0.00	1.38	1.38
AFI.AX	Australian Foundation Investment Company Limited	51.31	0.00	51.31	51.31
DXI.AX1	Dexus Industria Reit.	294.33	0.00	294.33	294.33
DXI.AX1	Dexus Industria Reit.	160.66	0.00	160.66	160.66
DXI.AX1	Dexus Industria Reit.	5.32	0.00	5.32	5.32
DXI.AX1	Dexus Industria Reit.	2.61	0.00	2.61	2.61
DXI.AX1	Dexus Industria Reit.	(0.16)	0.00	(0.16)	(0.16)
DXI.AX1	Dexus Industria Reit.	(0.15)	0.00	(0.15)	(0.15)
DXI.AX1	Dexus Industria Reit.	(0.17)	0.00	(0.17)	(0.17)
DXI.AX1	Dexus Industria Reit.	(3.99)	0.00	(3.99)	(3.99)
DXI.AX1	Dexus Industria Reit.	(0.17)	0.00	(0.17)	(0.17)
DXI.AX1	Dexus Industria Reit.	(7.30)	0.00	(7.30)	(7.30)
HPI.AX	Hotel Property Investments	12.33	0.00	12.33	12.33
HPI.AX	Hotel Property Investments	11.93	0.00	11.93	11.93
HPI.AX	Hotel Property Investments	11.52	0.00	11.52	11.52
HPI.AX	Hotel Property Investments	12.13	0.00	12.13	12.13
HPI.AX	Hotel Property Investments	363.84	0.00	363.84	363.84
HPI.AX	Hotel Property Investments	12.73	0.00	12.73	12.73
VAS.AX	Vanguard Australian Shares Index Etf	(0.23)	0.00	(0.23)	(0.23)
VAS.AX	Vanguard Australian Shares Index Etf	(20.05)	0.00	(20.05)	(20.05)
VAS.AX	Vanguard Australian Shares Index Etf	(0.23)	0.00	(0.23)	(0.23)

Holmes Investments Super Fund

Deferred Tax Reconciliation

For The Period 01 July 2021 - 30 June 2022

Investment Code	Investment Name	Revaluation/Tax Deferred	Permanent Difference (Non-Assessable)	Temporary Difference (Assessable)	Temporary Difference (Accumulation Portion)
VAS.AX	Vanguard Australian Shares Index Etf	(0.93)	0.00	(0.93)	(0.93)
VAS.AX	Vanguard Australian Shares Index Etf	(0.23)	0.00	(0.23)	(0.23)
VAS.AX	Vanguard Australian Shares Index Etf	(0.70)	0.00	(0.70)	(0.70)
VAS.AX	Vanguard Australian Shares Index Etf	(0.23)	0.00	(0.23)	(0.23)
VAS.AX	Vanguard Australian Shares Index Etf	(12.59)	0.00	(12.59)	(12.59)
VAS.AX	Vanguard Australian Shares Index Etf	(0.23)	0.00	(0.23)	(0.23)
VAS.AX	Vanguard Australian Shares Index Etf	(0.23)	0.00	(0.23)	(0.23)
VAS.AX	Vanguard Australian Shares Index Etf	(11.42)	0.00	(11.42)	(11.42)
VAS.AX	Vanguard Australian Shares Index Etf	(0.47)	0.00	(0.47)	(0.47)
		611.25	0.00	611.25	611.25
Total		(15,604.89)	(5,405.37)	(10,199.52)	(10,199.52)
Deferred Tax Liability (Asset) Summary					
Opening Balance		1,068.93			
Current Year Transactions		(1,529.93)			
Total Capital Losses		0.00			
Total Tax Losses		0.00			
Deferred Tax WriteBacks/Adjustment		0.00			
Capital Loss carried forward recouped		210.47			
Tax Loss carried forward recouped		0.00			
Closing Balance		(250.53)			

A - Financial Statements

2022 Financial Year

Preparer Desiree Yutuc

Reviewer Steven Lee

Status Completed

Supporting Documents

No supporting documents

Standard Checklist

- Attach copy of Financial Statements
- Attach copy of SMSF Annual Return

B - Permanent Documents

2022 Financial Year

Preparer Desiree Yutuc

Reviewer Steven Lee

Status Completed

Supporting Documents

- Fund Summary Report Report
- ABN Lookup Up - Holmes Investments Super Fund.pdf
- ASIC STATEMENT NOV21.pdf
- SF Lookup Up - Holmes Investments Super Fund.pdf

Standard Checklist

- Attach latest copy of ASIC annual company statement (if corporate trustee)
- Ensure latest copies of ATO Trustee Declarations and ATO confirmation that the fund is a regulated fund is attached
- Ensure latest copies of trustee consents, member consents and registers are attached
- Ensure latest copy of trust deed (including amendments) are attached
- Use [Australian Business Register](#) to ensure details are correct
- Use [Super Fund Lookup](#) to check the eligibility to receive rollovers and contributions

Holmes Investments Super Fund Fund Summary Report

As at 30 June 2022

Fund Details

Date Formed: 30/07/2015

Tax File Number: Provided

ABN: 37484357068

Period: 01/07/2021 - 30/06/2022

Fund Type: SMSF

GST Registered: No

Postal Address:

5 Sonoma Court
Cashmere, Queensland 4500

Physical Address:

5 Sonoma Court
Cashmere, Queensland 4500

Members

Number of Members: 1

Name	Age	Member Accounts	Pension Accounts	Tax File Number	Beneficiary Details
Holmes, Nathan	53	1	0	Provided	Not Provided

Fund Relationships

Relationship Type	Contact
Accountant	Superhelp Australia Pty Limited
Auditor	YML Chartered Accountants
Fund Contact	Holmes, Nathan
Tax Agent	Superhelp Australia Pty Ltd
Trustee	Holmes Investments Qld Pty Ltd Holmes, Nathan



Current details for ABN 37 484 357 068

ABN details

Entity name:	The Trustee for Holmes Investments Super Fund
ABN status:	Active from 04 Aug 2015
Entity type:	Superannuation Fund
Goods & Services Tax (GST):	Not currently registered for GST
Main business location:	QLD 4500

Super Fund Lookup

[Use Super Fund Lookup](#) to check the eligibility of **The Trustee for Holmes Investments Super Fund** to receive rollovers and contributions

Deductible gift recipient status

Not entitled to receive tax deductible gifts

Disclaimer

The Registrar makes every reasonable effort to maintain current and accurate information on this site. The Commissioner of Taxation advises that if you use ABN Lookup for information about another entity for taxation purposes and that information turns out to be incorrect, in certain circumstances you will be protected from liability. For more information see [disclaimer](#)



ASIC
Australian Securities & Investments Commission

Inquiries
www.asic.gov.au/invoices
1300 300 630

ABN 86 768 265 615

HOLMES INVESTMENTS QLD PTY LTD
5 SONOMA CT CASHMERE QLD 4500

INVOICE STATEMENT

Issue date 06 Nov 21

HOLMES INVESTMENTS QLD PTY LTD

PAID
10/12

ACN 609 154 752

Account No. 22 609154752

Summary

Opening Balance	\$0.00
New items	\$56.00
Payments & credits	\$0.00
TOTAL DUE	\$56.00

Please pay

Immediately	\$0.00
By 06 Jan 22	\$56.00

- Amounts are not subject to GST. (Treasurer's determination - exempt taxes, fees and charges).
- Payment of your annual review fee will maintain your registration as an Australian company.

Transaction details are listed on the back of this page

If you have already paid please ignore this invoice statement.

- Late fees will apply if you do NOT
 - tell us about a change during the period that the law allows
 - bring your company or scheme details up to date within 28 days of the date of issue of the annual statement, or
 - pay your review fee within 2 months of the annual review date.
- Information on late fee amounts can be found on the ASIC website.



ASIC
Australian Securities & Investments Commission

TOTAL DUE	\$56.00
Immediately	\$0.00
By 06 Jan 22	\$56.00

PAYMENT SLIP

HOLMES INVESTMENTS QLD PTY LTD

Payment options are listed on the back of this payment slip

ACN 609 154 752

Account No: 22 609154752



Bill Code: 17301
Ref: 2296091547523



22 609154752



*814 129 0002296091547523 88

Transaction details:

page 2 of 2

	Transactions for this period	ASIC reference	\$ Amount
2021-11-06	Annual Review - Special Purpose Pty Co	3X8480087480P A	\$56.00
	Outstanding transactions		
2021-11-06	Annual Review - Special Purpose Pty Co	3X8480087480P A	\$56.00

PAYMENT OPTIONS



Billpay Code: 8929
Ref: 2296 0915 4752 388

Australia Post

Present this payment slip. Pay by cash, cheque or EFTPOS

Phone

Call 13 18 16 to pay by Mastercard or Visa

On-line

Go to postbillpay.com.au to pay by Mastercard or Visa

Mail

Mail this payment slip and cheque (do not staple) to ASIC,
Locked Bag 5000, Gippsland Mail Centre VIC 3841

	Bill Code: 17301
	Ref: 2296091547523
Telephone & Internet Banking – BPAY® Contact your bank or financial institution to make this payment from your cheque, savings, debit, credit card or transaction account. More info: www.bpay.com.au	

Inquires 1300 300 630

Issue date 06 Nov 21

Company Statement

Extract of particulars - s346A(1) Corporations Act 2001

CORPORATE KEY: 84310987

Check this statement carefully

You are legally obligated to ensure that all your company details listed on this company statement are complete and correct. This is required under s346C (1) and/or s346B and s346C (2) of the *Corporations Act 2001*.

You must check this statement carefully and inform ASIC of any changes or corrections immediately. **Do not return this statement.** You must notify ASIC within 28 days after the date of change, and within 28 days after the date of issue of your annual company statement. Late lodgement of changes will result in late fees. These requirements do not apply to the **Additional company information**.

ACN 609 154 752
FOR HOLMES INVESTMENTS QLD PTY LTD

REVIEW DATE: 06 November 21

You must notify ASIC of any changes to company details — Do not return this statement



To make changes to company details or amend incorrect information

- go to www.asic.gov.au/changes
- log in to our online services and make the required updates
- first time users will need to use the corporate key provided on this company statement



Phone if you've already notified ASIC of changes but they are not shown correctly in this statement.
Ph: 1300 300 630



Use your agent.

Company Statement

These are the current company details held by ASIC. You must check this statement carefully and inform ASIC of any changes or corrections immediately. Late fees apply. **Do not return this statement.**

1 **Registered office**
5 SONOMA COURT CASHMERE QLD 4500

2 **Principal place of business**
5 SONOMA COURT CASHMERE QLD 4500

3 **Officeholders**

Name:	NATHAN LESLIE HOLMES
Born:	BRISBANE QLD
Date of birth:	24/12/1968
Address:	5 SONOMA COURT CASHMERE QLD 4500
Office(s) held:	DIRECTOR, APPOINTED 06/11/2015; SECRETARY, APPOINTED 06/11/2015

4 Company share structure

Share class	Shares description	Number issued	Total amount paid on these shares	Total amount unpaid on these shares
ORD	ORDINARY SHARES	1	\$1.00	\$0.00

5 Members

These details continue on the next page

HOLMES INVESTMENTS QLD PTY LTD ACN 609 154 752

Page 1 of 2

Company statement continued

Name: NATHAN LESLIE HOLMES
Address: 5 SONOMA COURT CASHMERE QLD 4500

Share Class	Total number held	Fully paid	Beneficially held
ORD	1	Yes	Yes

You must notify ASIC within 28 days of the date of change, and within 28 days of the issue date of the annual company statement. Late lodgement of changes will result in late fees.

End of company statement

This concludes the information to which the company must respond (if incorrect) under s346C of the *Corporations Act 2001*.



The Trustee for Holmes Investments Super Fund

ABN details

ABN:	37 484 357 068 View record on ABN Lookup
ABN Status:	Active from 04 Aug 2015
Fund type:	ATO Regulated Self-Managed Superannuation Fund
Contact details:	5 SONOMA CT CASHMERE QLD 4500 AUSTRALIA
Status:	Complying

What does 'Complying' mean?

A 'Complying' SMSF:

- is a regulated fund
- is a resident of Australia, and
- has been issued with a [Notice of compliance](#)

APRA Funds

See the [guidance](#) issued by APRA for further assistance in managing transfers and rollovers to SMSFs. Use the [ATO Business Portal](#) to verify a person is a member of the SMSF before completing a transfer or rollover.

Superannuation guarantee payments

Contributions made to complying funds can qualify as Superannuation Guarantee (SG) payments. This record extract can be used to confirm this fund has been issued with a Notice of Compliance and is currently entitled to receive employer SG payments.

Tax rates

Complying funds that meet [Superannuation Industry \(Supervision\) Act 1993](#) (SISA) standards qualify for [concessional tax rates](#).

Also refer to [frequently asked questions](#)

Disclaimer

This extract is based on information supplied by superannuation entities to the Commissioner of Taxation.

Important Neither the Australian Government nor the ATO endorse or guarantee the performance of super funds.

C - Other Documents

2022 Financial Year

Preparer Desiree Yutuc

Reviewer Steven Lee

Status Completed

Supporting Documents

- HISF Inv Strategy .pdf

Standard Checklist

- Attach copy of any SOAs issued during the Financial Year
- Attach copy of Investment Strategy
- Attach signed Engagement Letter
- Attach signed Trustee Representation Letter
- Attach Trustee Minutes prepared during the year

Holmes Investments Super Fund Investment Strategy

Overview

The aim of this strategy is to provide the Members with an income on retirement.

Investment Objectives

The Trustee(s) will at all times ensure the funds assets are invested in accordance with the trust deed and comply with the applicable legislative requirements.

The Trustee(s) will act prudently to maximise the rate of return, subject to acceptable risk parameters whilst maintaining an appropriate diversification across a broad range of assets whilst assessing the risks where it is determined the fund's portfolio lacks diversification and / or has elected to implement a sector bias.

Having considered the risk profile of the fund and the member's needs and circumstances, the trustee has adopted the following objectives for the investment of assets of the fund;

- to achieve an investment return (based on market values and net of tax and charges) that exceeds the CPI by at least 3% per annum when measured over a rolling 5 year period.
- to have a probability of zero or negative returns in any 12 Month period of less than one in five years; and
- have sufficient liquidity to meet liabilities as and when they fall due.
- to consider the need to hold a policy of insurance for one or more members of the fund.

Investment Strategy

The fund will invest in a portfolio of assets according to market conditions and within the ranges specified below:

Asset Allocation

The targeted asset allocation will be in the following ranges:

<u>Asset Class</u>	<u>Target Range</u>	<u>Benchmark</u>
Australian Shares	0 - 59 %	59 %
International Shares	0 - 0 %	0 %
Cash	0 - 17 %	17 %
Australian Fixed Interest	0 - 0 %	0 %
International Fixed	0 - 0 %	0 %
Interest		
Mortgages	0 - 0 %	0 %
Direct Property	0 - 0 %	0 %
Listed Property	0 - 0 %	0 %
Other	0 - 24 %	24 %

Quality companies and trusts as supported by research and fundamental analysis will be selected. Direct investments in property, artwork and lease equipment may form part of the strategy provided there is sufficient basis for the decision.

Insurance


The Trustees have considered and consulted Professional Advice where necessary to ensure that all fund members have the correct type and level of insurance. Insurance may be held within or outside the SMSF.

Review and Monitoring

The trustees will monitor and review the fund's investment activities on a regular basis and to communicate with the members should they feel that any change in strategy is necessary in order to achieve the fund's objective.

Holmes Investments Super Fund
Investment Strategy

Date: 15/7/22



Nathan Holmes

D - Pension Documentation

2022 Financial Year

Preparer Desiree Yutuc

Reviewer Steven Lee

Status Completed

Supporting Documents

- Transfer Balance Account Summary [Report](#)

Standard Checklist

- Attach Actuarial Certificate
- Attach documentation supporting any pensions commenced during the financial year
- Attach documentation supporting any pensions commuted during the financial year
- Ensure correct Transfer Balance Account Reports have been lodged with the ATO

Holmes Investments Super Fund

Transfer Balance Account Summary

For The Period 01 July 2021 - 30 June 2022

Member	Pension Type	Date	Lodgment Date	Transaction Type	Event Type	Debit	Credit	Balance	Cap Limit	Remaining Cap
--------	--------------	------	---------------	------------------	------------	-------	--------	---------	-----------	---------------

Nathan Holmes

E - Estate Planning

2022 Financial Year

Preparer Desiree Yutuc

Reviewer Steven Lee

Status Completed

Supporting Documents

- Signed_Death_Benefit_Nomination.pdf

Standard Checklist

- Attach Death Benefit Nominations (if applicable)
- Attach Life Insurance Policies (if applicable)
- Attach Reversionary Pension documentation (if applicable)
- Attach SMSF Will (if applicable)
- Review current Estate planning to ensure it matches wishes of members

HOLMES INVESTMENTS SUPER FUND

APPLICATION FOR MEMBERSHIP

Full Name: Nathan Leslie Holmes

Address: 5 Sonoma Court
Cashmere Qld 4500

Date of Birth: 24/12/1968

I make application to become a member of the Holmes Investments Super Fund ("The Fund")

* I hereby authorise my current Employer to deduct from my salary such amounts (if any) as are from time to time agreed upon by myself and my employer as contributions to be made by me to the abovementioned Fund.

* The Applicant hereby applies to make contributions to the Fund and agrees to be bound by the Deed and Rules governing the Fund.

Pursuant to the authorisations for the collection of Tax File Numbers ("TFN") contained in the taxation laws, the *Superannuation Industry (Supervision) Act 1993* and the *Privacy Act 1988*, I hereby agree to provide my TFN as follows:

My Tax File Number is: 1 5 8 6 3 1 4 6 1
and I hereby authorise the trustees to use this tax file number.

NOMINATION OF BENEFICIARIES (Non Binding)

Whilst I acknowledge the discretion the Trustees have to determine who the benefit is paid to, I hereby nominate the following persons to receive the benefit payable by the Trustees of the fund in the event of my death:

Name and Address	Relationship to member	Proportion of benefit
ATTA WENDY FAITH HOLMES 5 SONOMA COURT CASHMERE QLD 4500	WIFE	100 %
		%

Dated this 4th day of August 2015

Signature of Applicant: X NL Holmes

BINDING DEATH BENEFIT NOMINATION

To the Trustees of the Holmes Investments Super Fund.....

I Nathan Leslie Holmes,.....

of 5 Sonoma Court.....

Cashmere Qld 4500.....

as a member of the above fund, direct you to pay my death benefit to the following persons in the proportions as shown:

Name of Beneficiary	Relationship to Me	Percentage of Benefit	Transfer via Lump Sum or Pension
<i>WENDY HOLMES</i>	<i>WIFE</i>	<i>100%</i>	<i>LUMP SUM</i>
.....
.....
.....

If any of the person nominated above predecease me I direct you to pay the proportion of my death benefit that would have been payable to that person to the following persons in the proportions as shown:

Name of Beneficiary	Relationship to Me	Percentage of Benefit	Transfer via Lump Sum or Pension
.....
.....
.....
.....

I understand that:

1. I can amend or revoke this Nomination at any time by providing a new nomination.
2. Unless amended or revoked earlier, this nomination is binding on the trustees for a period of three (3) years from the date this nomination is signed.

OR

I understand that this nomination will not lapse unless I amend or revoke it.

(cross out whichever is inapplicable)

3. If the total proportion of my benefit nominated above does not equal my entire benefit then I understand that the trustee shall have discretion as to where the remaining proportion of my benefit shall be paid.
4. I understand that if I have not completed this nomination correctly then it may be invalid and that the trustee may then have a discretion as to where my benefit is paid.

I acknowledge that I have been provided with the necessary information to enable me to make an informed nomination and I fully understand the effect of this nomination.

Signed

X *N. Holmes*

Date: *13/8/15*

Witnesses: (This nomination must be signed by 2 witnesses over the age of 18 and not named as beneficiaries)

We declare that:

- * This Nomination was signed by the member in our presence
- * We are aged 18 years or older
- * We are not named as beneficiaries in this nomination.

[Signature]
Name: *NATALIE LOUSEKINS*

Date: *13/8/15*

[Signature]
Name: *WARRICK JOHN YOUNG*

Date: *13.08.2015.*