

Wilson Superannuation Fund

**Trial Balance**

As at 30 June 2023

| Last Year    | Code               | Account Name                                      | Units | Debits   | Credits      |
|--------------|--------------------|---|-------|----------|--------------|
|              |                    |   |       | \$       | \$           |
|              | <b>23800</b>       | <b>Distributions Received</b>                     |       |          |              |
| (6,848.88)   | 23800/HDN.AX       | Homeco Daily Needs REIT                           |       |          | 6,865.44     |
|              | <b>23900</b>       | <b>Dividends Received</b>                         |       |          |              |
| (2,130.00)   | 23900/ACL.AX       | Australian Clinical Labs                          |       |          | 10,620.00    |
| (60,456.50)  | 23900/ANZ.AX       | ANZ Bank  |       |          | 65,838.78    |
| (485,042.74) | 23900/BHP.AX       | BHP   |       |          | 186,685.94   |
| (52,376.25)  | 23900/CBA.AX       | Commonwealth Bank                                 |       |          | 58,661.40    |
| (3,500.00)   | 23900/CDM.AX       | Cadence Capital                                   |       |          | 4,000.00     |
| (1,344.64)   | 23900/CSL.AX       | CSL   |       |          | 3,193.88     |
| (22,687.88)  | 23900/CSR.AX       | CSR   |       |          | 24,172.85    |
| (3,140.00)   | 23900/LFS.AX       | Latitude  |       |          | 2,370.00     |
| (3,084.26)   | 23900/MPL.AX       | Medibank Private                                  |       |          | 3,226.61     |
| (30,350.00)  | 23900/MQG.AX       | Macquarie   |       |          | 35,889.00    |
| (81,400.00)  | 23900/NHC.AX       | New Hope  |       |          | 211,200.00   |
| (3,532.60)   | 23900/OZL.AX       | Oz Minerals                                       |       |          | 19,013.70    |
| (1,440.00)   | 23900/PPM.AX       | Pepper Money                                      |       |          | 2,904.00     |
| (99,233.04)  | 23900/RIO.AX       | Rio Tinto   |       |          | 49,528.65    |
| (6,406.13)   | 23900/S32.AX       | South32   |       |          | 16,966.46    |
| (23,663.95)  | 23900/STO.AX       | Santos  |       |          | 40,393.81    |
| (9,899.66)   | 23900/SVW.AX       | Seven   |       |          | 9,899.66     |
| (147,200.00) | 23900/TLS.AX       | Telstra   |       |          | 156,400.00   |
| (80,150.40)  | 23900/WBC.AX       | Westpac Bank                                      |       |          | 88,761.60    |
|              | 23900/WDS.AX       | Woodside Energy                                   |       |          | 99,396.54    |
| (33,438.14)  | 23900/WPL.AX       | Woodside  |       |          |              |
|              | <b>24200</b>       | <b>Contributions</b>                              |       |          |              |
| (27,500.00)  | 24200/WILROB00001A | (Contributions) Wilson, Robert Guy - Accumulation |       |          | 27,500.00    |
| 825,386.03   | 24700              | Changes in Market Values of Investments           |       |          | 2,004,026.95 |
|              | <b>25000</b>       | <b>Interest Received</b>                          |       |          |              |
| (383.55)     | 25000/Bank - CBA1  | Bank - CBA  |       |          | 25,727.58    |
| 3,696.00     | 30100              | Accountancy Fees                                  |       | 3,795.00 |              |
| 132.00       | 30200              | Administration Costs                              |       | 123.00   |              |
| 259.00       | 30400              | ATO Supervisory Levy                              |       | 259.00   |              |
| 330.00       | 30700              | Auditor's Remuneration                            |       | 440.00   |              |

## Wilson Superannuation Fund

## Trial Balance

As at 30 June 2023

| Last Year       | Code               | Account Name  | Units | Debits       | Credits       |
|-----------------|--------------------|---|-------|--------------|---------------|
|                 |                    |   |       | \$           | \$            |
|                 | <b>41600</b>       | <b>Pensions Paid</b>  |       |              |               |
| 23,460.00       | 41600/WILKAT00002P | (Pensions Paid) Swift, Kathleen Therese - Pension (22/12/2020)          |       | 24,080.00    |               |
| 35,990.00       | 41600/WILROB00003P | (Pensions Paid) Wilson, Robert Guy - Pension (18/08/2010)               |       | 36,930.00    |               |
| 11,870.00       | 41600/WILROB00006P | (Pensions Paid) Wilson, Robert Guy - Pension (01/07/2014)               |       | 12,170.00    |               |
| 6,620.00        | 41600/WILROB00009P | (Pensions Paid) Wilson, Robert Guy - Pension (01/07/2016)               |       | 6,790.00     |               |
| (281,513.76)    | 48500              | Income Tax Expense  |       |              | 247,288.27    |
| 558,979.35      | 49000              | Profit/Loss Allocation Account  |       | 3,315,944.12 |               |
|                 | <b>50010</b>       | <b>Opening Balance</b>  |       |              |               |
| (938,514.49)    | 50010/WILKAT00002P | (Opening Balance) Swift, Kathleen Therese - Pension (22/12/2020)        |       |              | 963,010.71    |
| (12,723,578.39) | 50010/WILROB00001A | (Opening Balance) Wilson, Robert Guy - Accumulation                     |       |              | 13,201,237.74 |
| (1,439,571.78)  | 50010/WILROB00003P | (Opening Balance) Wilson, Robert Guy - Pension (18/08/2010)             |       |              | 1,477,136.24  |
| (474,630.24)    | 50010/WILROB00006P | (Opening Balance) Wilson, Robert Guy - Pension (01/07/2014)             |       |              | 486,981.37    |
| (264,761.44)    | 50010/WILROB00009P | (Opening Balance) Wilson, Robert Guy - Pension (01/07/2016)             |       |              | 271,669.63    |
|                 | <b>52420</b>       | <b>Contributions</b>  |       |              |               |
| (27,500.00)     | 52420/WILROB00001A | (Contributions) Wilson, Robert Guy - Accumulation                       |       |              | 27,500.00     |
|                 | <b>53100</b>       | <b>Share of Profit/(Loss)</b>   |       |              |               |
| (47,956.22)     | 53100/WILKAT00002P | (Share of Profit/(Loss)) Swift, Kathleen Therese - Pension (22/12/2020) |       |              | 208,619.22    |
| (650,811.20)    | 53100/WILROB00001A | (Share of Profit/(Loss)) Wilson, Robert Guy - Accumulation              |       |              | 2,866,556.31  |
| (73,554.46)     | 53100/WILROB00003P | (Share of Profit/(Loss)) Wilson, Robert Guy - Pension (18/08/2010)      |       |              | 320,404.95    |
| (24,221.13)     | 53100/WILROB00006P | (Share of Profit/(Loss)) Wilson, Robert Guy - Pension (01/07/2014)      |       |              | 105,733.63    |
| (13,528.19)     | 53100/WILROB00009P | (Share of Profit/(Loss)) Wilson, Robert Guy - Pension (01/07/2016)      |       |              | 58,740.91     |
|                 | <b>53330</b>       | <b>Income Tax</b>   |       |              |               |
| 196,526.85      | 53330/WILROB00001A | (Income Tax) Wilson, Robert Guy - Accumulation                          |       | 187,515.90   |               |
|                 | <b>53800</b>       | <b>Contributions Tax</b>  |       |              |               |
| 4,125.00        | 53800/WILROB00001A | (Contributions Tax) Wilson, Robert Guy - Accumulation                   |       | 4,125.00     |               |
|                 | <b>54160</b>       | <b>Pensions Paid</b>  |       |              |               |
| 23,460.00       | 54160/WILKAT00002P | (Pensions Paid) Swift, Kathleen Therese - Pension (22/12/2020)          |       | 24,080.00    |               |
| 35,990.00       | 54160/WILROB00003P | (Pensions Paid) Wilson, Robert Guy - Pension (18/08/2010)               |       | 36,930.00    |               |
| 11,870.00       | 54160/WILROB00006P | (Pensions Paid) Wilson, Robert Guy - Pension (01/07/2014)               |       | 12,170.00    |               |
| 6,620.00        | 54160/WILROB00009P | (Pensions Paid) Wilson, Robert Guy - Pension (01/07/2016)               |       | 6,790.00     |               |
|                 | <b>60400</b>       | <b>Bank Accounts</b>  |       |              |               |
| 766,963.45      | 60400/Bank - CBA1  | Bank - CBA  |       | 2,157,914.56 |               |

## Wilson Superannuation Fund

## Trial Balance

As at 30 June 2023

| Last Year                                       | Code         | Account Name                       | Units        | Debits               | Credits              |
|---|--------------|------------------------------------|--------------|----------------------|----------------------|
|   |              |                                    |              | \$                   | \$                   |
|   | <b>61800</b> | <b>Distributions Receivable</b>    |              |                      |                      |
| 1,753.58  | 61800/HDN.AX | Homeco Daily Needs REIT            |              | 1,716.36             |                      |
|   | <b>77600</b> | <b>Shares in Listed Companies</b>  |              |                      |                      |
| 81,472.50                                       | 77600/ACL.AX | Australian Clinical Labs           | 47,750.0000  | 164,260.00           |                      |
| 981,987.25                                      | 77600/ANZ.AX | ANZ Bank                           | 47,547.0000  | 1,127,339.37         |                      |
| 1,966,758.75                                    | 77600/BHP.AX | BHP                                | 47,679.0000  | 2,145,078.21         |                      |
| 1,262,337.46                                    | 77600/CBA.AX | Commonwealth Bank                  | 13,967.0000  | 1,400,471.09         |                      |
| 42,250.00                                       | 77600/CDM.AX | Cadence Capital                    | 50,000.0000  | 37,500.00            |                      |
| 254,261.70                                      | 77600/CSL.AX | CSL                                | 945.0000     | 262,124.10           |                      |
| 326,834.06                                      | 77600/CSR.AX | CSR                                | 80,501.0000  | 417,800.19           |                      |
| 23,800.00                                       | 77600/LFS.AX | Latitude                           | 20,000.0000  | 24,300.00            |                      |
| 77,106.25                                       | 77600/MPL.AX | Medibank Private                   | 23,725.0000  | 83,512.00            |                      |
| 930,468.56                                      | 77600/MQG.AX | Macquarie                          | 5,656.0000   | 1,004,618.72         |                      |
| 761,200.00                                      | 77600/NHC.AX | New Hope                           | 220,000.0000 | 1,067,000.00         |                      |
| 184,526.40                                      | 77600/OZL.AX | Oz Minerals                        | 0.0000       |                      | 0.00                 |
| 18,880.00                                       | 77600/PPM.AX | Pepper Money                       | 40,000.0000  | 56,400.00            |                      |
| 484,181.46                                      | 77600/QAN.AX | Qantas                             | 108,318.0001 | 671,571.60           |                      |
| 716,229.80                                      | 77600/RIO.AX | Rio Tinto                          | 6,974.0000   | 799,848.06           |                      |
| 197,000.00                                      | 77600/S32.AX | South32                            | 60,000.0000  | 225,600.00           |                      |
| 900,327.96                                      | 77600/STO.AX | Santos                             | 121,338.0000 | 912,461.76           |                      |
| 357,463.81                                      | 77600/SVW.AX | Seven                              | 21,521.0000  | 530,492.65           |                      |
| 3,542,000.00                                    | 77600/TLS.AX | Telstra                            | 920,000.0000 | 3,956,000.00         |                      |
| 1,291,680.00                                    | 77600/WBC.AX | Westpac Bank                       | 66,240.0000  | 1,413,561.60         |                      |
| 843,059.52                                      | 77600/WDS.AX | Woodside Energy                    | 26,478.0000  | 911,902.32           |                      |
|   | <b>78200</b> | <b>Units in Listed Unit Trusts</b> |              |                      |                      |
| 105,876.48                                      | 78200/HDN.AX | Homeco Daily Needs REIT            | 82,716.0000  | 97,191.30            |                      |
| 103.09  | 84000        | GST Payable/Refundable             |              | 28.10                |                      |
| 281,513.61                                      | 85000        | Income Tax Payable/Refundable      |              | 247,287.82           |                      |
|   |              |                                    |              | <b>23,388,121.83</b> | <b>23,388,121.83</b> |
| <b>Current Year Profit/(Loss): 3,068,655.85</b> |              |                                    |              |                      |                      |

**Wilson Superannuation Fund**  
**Distribution Reconciliation Report**

For The Period 01 July 2022 - 30 June 2023

|                                    |                         | Non Primary Production Income (A) * 1 |           | Distributed Capital Gains (B) * 2 |                  |                                      | Foreign Income * 3 |         | Non-Assessable |                |                 |            |          |                         |                 |
|------------------------------------|-------------------------|---------------------------------------|-----------|-----------------------------------|------------------|--------------------------------------|--------------------|---------|----------------|----------------|-----------------|------------|----------|-------------------------|-----------------|
| Date                               | Payment Received        | Franked                               | Unfranked | Interest/ Other                   | Franking Credits | Discounted (After Discount) Rate * 5 | CGT Concession     | Indexed | Other          | Foreign Income | Foreign Credits | Tax Exempt | Tax Free | Tax Deferred / AMIT * 6 | Taxable Income  |
| <b>Units in Listed Unit Trusts</b> |                         |                                       |           |                                   |                  |                                      |                    |         |                |                |                 |            |          |                         |                 |
| HDN.AX                             | Homeco Daily Needs REIT |                                       |           |                                   |                  |                                      |                    |         |                |                |                 |            |          |                         |                 |
| 25/11/2022                         | 1,716.36                |                                       |           |                                   |                  | S                                    |                    |         |                |                |                 |            |          | 0.00                    |                 |
| 27/02/2023                         | 1,716.36                |                                       |           |                                   |                  | S                                    |                    |         |                |                |                 |            |          | 0.00                    |                 |
| 26/05/2023                         | 1,716.36                |                                       |           |                                   |                  | S                                    |                    |         |                |                |                 |            |          | 0.00                    |                 |
| 30/06/2023                         | 1,716.36                |                                       |           |                                   |                  | S                                    |                    |         |                |                |                 |            |          | 0.00                    |                 |
| 30/06/2023                         | 0.00                    |                                       |           | 3,458.90                          |                  | 1,703.27                             | 0.00               |         |                |                |                 |            |          | 1,703.27                | 5,162.17        |
|                                    | 6,865.44                |                                       |           | 3,458.90                          |                  | 1,703.27                             | 0.00               |         |                |                |                 |            |          | 1,703.27                | 5,162.17        |
| <b>Net Cash Distribution:</b>      |                         | <b>6,865.44</b>                       |           | <b>3,458.90</b>                   |                  | <b>1,703.27</b>                      | <b>0.00</b>        |         |                |                |                 |            |          | <b>1,703.27</b>         | <b>5,162.17</b> |

23800

# Wilson Superannuation Fund Distribution Reconciliation Report

For The Period 01 July 2022 - 30 June 2023

| Date  | Non Primary Production Income (A) * 1 |         |           | Distributed Capital Gains (B) * 2 |                  |                             | Foreign Income * 3 |            |     | Non-Assessable |       |                |                 |            |          |                         |                |
|-------|---------------------------------------|---------|-----------|-----------------------------------|------------------|-----------------------------|--------------------|------------|-----|----------------|-------|----------------|-----------------|------------|----------|-------------------------|----------------|
|       | Payment Received                      | Franked | Unfranked | Interest/Other                    | Franking Credits | Discounted (After Discount) | Rate * 5           | Concession | CGT | Indexed        | Other | Foreign Income | Foreign Credits | Tax Exempt | Tax Free | Tax Deferred / AMIT * 6 | Taxable Income |
| TOTAL | 6,865.44                              |         |           | 3,458.90                          |                  | 1,703.27                    |                    | 0.00       |     |                |       |                |                 |            |          | 1,703.27                | 5,162.17       |

## Total Distributed Gains

| Discount Rate     | Discounted      | Gross           |
|-------------------|-----------------|-----------------|
| Superfund 1/3     | 0.00            | 0.00            |
| Individual 50%(I) | 1,703.27        | 3,406.54        |
| <b>Total</b>      | <b>1,703.27</b> | <b>3,406.54</b> |

## \* 1 Summary of Non Primary Production Income (A)

| Tax Label                     | Franked | Unfranked | Interest/Other | Less Other Deduction | Income Before Credits * 7 | Franking Credits | Total Including Credits |
|-------------------------------|---------|-----------|----------------|----------------------|---------------------------|------------------|-------------------------|
| 11M Gross trust distributions |         |           | 3,458.90       |                      | 3,458.90                  |                  | 3,458.90                |

\* 2 Forms part of the Net Capital Gains calculation for Tax Label 11A.

\* 3 Forms part of the Foreign Credits calculation for Tax Label 11D, D1, 13C1.

\* 4 Taxable Income is designed to match Tax Statement provided by Fund Manager.

Taxable Income in the SMSF Annual Return will be different due to application of Capital Losses in Net Capital Gain calculation and application of different discount method.

\* 5 This is the discount rate selected for the transaction. "S" being Super Funds at 1/3 and "I" being Individual at 50%.

\* 6 AMIT cost base net increase is reflected as negative amount i.e. negative tax deferred and AMIT cost base net decrease is reflected as positive amount i.e. positive tax deferred.

\* 7 Sum of Income Before Credits reconciles with Taxable Trust Distributions in Statement of Taxable Income.

\* Variance between Payment Received and Net Cash Distribution.



Managed by  
HMC Funds Management Limited  
(ACN 105 078 635; AFSL 237257)  
as responsible entity of the  
HomeCo Daily Needs REIT (ARSN 645 086 620)

23800  
1

All Registry communications to:  
Link Market Services Limited  
Locked Bag A14  
Sydney South NSW 1235 Australia  
Telephone: +61 1300 554 474  
Outside Australia: +61 2 8767 1000  
ASX Code: HDN

Email: [registrars@linkmarketservices.com.au](mailto:registrars@linkmarketservices.com.au)  
Website: [www.linkmarketservices.com.au](http://www.linkmarketservices.com.au)

**Part A: Your details**



022 003058

MR ROBERT GUY WILSON &  
MRS KATHLEEN WILSON  
<WILSON SUPER FUND A/C>  
PO BOX 283  
FLINDERS LANE VIC 8009

Date: 30 August 2023  
Reference No: X\*\*\*\*\*3139

**HomeCo Daily Needs REIT (ASX Code: HDN)**

**Attribution Managed Investment Trust Member Annual  
Statement for the year ended 30 June 2023**

This statement has been prepared to assist with the completion of the 2023 Australian Income Tax Return for Individuals. This statement should be read together with the attached HomeCo Daily Needs REIT Tax Return Guide 2023, a copy of which is also available on the HMC Capital website. This statement should not be read as giving taxation advice. Investors should consult with their professional advisors on all tax related issues.

For Australian taxation purposes, HomeCo Daily Needs REIT is an attribution managed investment trust (AMIT) for the year ended 30 June 2023.

This statement is an AMIT member annual statement (AMMA statement), which sets out distributions recognised on an 'attribution' basis. HomeCo Daily Needs REIT has made the following distributions in the year ended 30 June 2023:

- Distribution for the period 1 July 2022 to 30 September 2022, paid on 25 November 2022;
- Distribution for the period 1 October 2022 to 31 December 2022, paid on 27 February 2023;
- Distribution for the period 1 January 2023 to 31 March 2023, paid on 26 May 2023; and
- Distribution for the period 1 April 2023 to 30 June 2023, paid on 30 August 2023.

**Part B - Table 1 Summary of 2023 tax return (supplementary section) items for a resident individual**

| Item   | Amount                     | Tax return label |
|--|----------------------------|------------------|
| Share of net income from trusts, less net capital gains, foreign income and franked distributions          | \$3,458.90                 | 13U              |
| Franked distribution from trusts   | \$0.00                     | 13C              |
| Share of franking credits from franked dividends   | \$0.00                     | 13Q              |
| Share of credit for tax file number amounts withheld from interest, dividends and unit trust distributions | \$0.00                     | 13R              |
| Share of credit for foreign resident withholding amounts (excluding capital gains)                         | \$0.00                     | 13A              |
| Net capital gain   | \$1,703.27 <sup>2271</sup> | 18A              |
| Total current year capital gains   | \$3,406.54                 | 18H              |
| CFC Income   | \$0.00                     | 19K              |
| Assessable foreign source income   | \$0.00                     | 20E              |
| Other net foreign source income  | \$0.00                     | 20M              |
| Australian franking credits from a New Zealand franking company  | \$0.00                     | 20F              |
| Foreign income tax offset *  | \$0.00                     | 20O              |

\*To work out your foreign income tax offset (FITO) entitlement, see 20 Foreign source income and foreign assets or property or the Guide to foreign tax offset rules 2023.

**Part B - Table 2 Capital gains tax information - Additional information for item 18**

|   | Amount            |                |
|---|-------------------|----------------|
| Capital gains - discounted method       | \$3,406.54        | (gross amount) |
| Capital gains - other method            | \$0.00            |                |
| <b>Total current year capital gains</b> | <b>\$3,406.54</b> |                |

| Part C - Table 3 Components of attribution   | Cash distributions | Tax paid or franking credit (gross up) | Attributable amount |
|--|--------------------|--|---------------------|
| <b>Australian Income</b>   |                    |  |                     |
| Interest   |                    |  | \$9.81              |
| Dividends - unfranked amount   |                    |  | \$0.00              |
| Other assessable Australian income   |                    |  | \$3,449.09          |
| <b>Non-primary production income</b>   |                    |  | <b>\$3,458.90</b>   |
| <b>Capital Gains</b>   |                    |  |                     |
| Capital gains – Discounted method TAP  |                    |  | \$1,703.27          |
| Capital gains – Discounted method NTAP   |                    |  | \$0.00              |
| Capital gains - Other method TAP   |                    |  | \$0.00              |
| Capital gains - Other method NTAP  |                    |  | \$0.00              |
| <b>Net Capital Gains</b>   |                    | <b>\$0.00</b>                          | <b>\$1,703.27</b>   |
| AMIT CGT gross up amount   |                    |  | \$1,703.27          |
| Other capital gains distribution   |                    |  |                     |
| <b>Total current year capital gains</b>  |                    | <b>\$0.00</b>                          | <b>\$3,406.54</b>   |
| <b>Foreign Income</b>  |                    |  |                     |
| Other net foreign source income  |                    | \$0.00                                 | \$0.00              |
| <b>Assessable foreign source income</b>  |                    | <b>\$0.00</b>                          | <b>\$0.00</b>       |
| <b>Total foreign income</b>  |                    | <b>\$0.00</b>                          | <b>\$0.00</b>       |
| <b>Other Non-assessable Amounts</b>  |                    |  |                     |
| Net exempt income  |                    |  | <u>\$0.00</u>       |
| Non-assessable non-exempt amount   |                    |  | \$0.00              |
| Other non-attributable amounts   |                    |  | <u>\$0.00</u>       |
| <b>Total Non-Assessable amounts</b>  |                    |  | <b>\$0.00</b>       |
| <b>Gross Cash Distribution</b>   | \$6,865.44         |  |                     |
| Less: TFN amounts withheld   | \$0.00             |  |                     |
| Less: Non-resident tax withheld on interest and dividends                            | \$0.00             |  |                     |
| Less: Non-resident tax withheld on fund payments*                                    | <del>\$0.00</del>  |  |                     |
| <b>Net Cash Distribution</b>   | <b>\$6,865.44</b>  |  |                     |
| <b>Part D: Attribution Managed Investment Trust ('AMIT') cost base adjustments *</b> |                    |  |                     |
| AMIT cost base net amount - excess (decrease cost base)                              |                    |  | <u>\$0.00</u>       |
| AMIT cost base net amount - shortfall (increase cost base)                           |                    |  | \$0.00              |

Note: Non-resident tax withheld on fund payments

If the Managed Investment Trust withholding provisions are applicable to your investment, this is the sum of amounts withheld from Fund Payments (including Clean Building MIT Fund Payments) for the year ended 30 June 2023 pursuant to Subdivision 12-H and 12A-B of Schedule 1 to the *Tax Administration Act 1953*.

Note: AMIT cost base adjustments

Under the AMIT regime you must:

- increase the cost base in your HomeCo Daily Needs REITs units by your share of HomeCo Daily Needs REIT's taxable income attributed to you (before the application of the CGT discount) plus non-assessable non-exempt income (if any); and
- decrease the cost base in your HomeCo Daily Needs REIT's units by the gross cash distribution amount and tax offsets attributed to you.

The amount stated in Part D represents the net change in the cost base in your HomeCo Daily Needs REIT units for the year ended 30 June 2023. For this year, you will not have a net increase or a net decrease in your cost base.

Please retain this statement for income tax purposes.

To view or change your details, please visit our investor website at [www.linkmarketservices.com.au](http://www.linkmarketservices.com.au)

23900  
239100

# Interest & Estimated Dividend Summary

CommSec

1 JULY 2022 - 30 JUNE 2023

SHARES - 2734141 - HIN 27013139

MR ROBERT GUY WILSON + MRS KATHLEEN WILSON <WILSON SUPER FUND A/C>

## ESTIMATED DIVIDEND SUMMARY

### ACL - AU CLINICAL LABS FPO (ORDINARY FULLY PAID)

| Ex-div date      | Payment Date | Type    | Dividend per share | Units  | Est. Unfranked Amount | Est. Franked Amount | Est. Total Dividend  | Est. Franking Credit |
|------------------|--------------|---------|--------------------|--------|-----------------------|---------------------|----------------------|----------------------|
| 27-Mar-2023      | 26-Apr-2023  | Interim | \$0.0700           | 47,750 | \$0.00                | \$3,342.50          | \$3,342.50           | \$1,432.50           |
| 23-Aug-2022      | 15-Sep-2022  | Final   | \$0.4100           | 17,750 | \$0.00                | \$7,277.50          | \$7,277.50           | \$3,118.93           |
| <b>Sub Total</b> |              |         |                    |        | <b>\$0.00</b>         | <b>\$10,620.00</b>  | <b>\$10,620.00</b> ✓ | <b>\$4,551.43</b>    |

### ANZ - ANZ GROUP HOLDINGS FPO (ORDINARY FULLY PAID)

| Ex-div date      | Payment Date | Type    | Dividend per share | Units  | Est. Unfranked Amount | Est. Franked Amount | Est. Total Dividend  | Est. Franking Credit |
|------------------|--------------|---------|--------------------|--------|-----------------------|---------------------|----------------------|----------------------|
| 1-Nov-2022       | 15-Dec-2022  | Final   | \$0.7400           | 47,547 | \$0.00                | \$35,184.78         | \$35,184.78          | \$15,079.15          |
| 09-May-2022      | 01-Jul-2022  | Interim | \$0.7200           | 42,575 | \$0.00                | \$30,654.00         | \$30,654.00          | \$13,137.43          |
| <b>Sub Total</b> |              |         |                    |        | <b>\$0.00</b>         | <b>\$65,838.78</b>  | <b>\$65,838.78</b> ✓ | <b>\$28,216.62</b>   |

### BHP - BHP GROUP LIMITED FPO (ORDINARY FULLY PAID)

| Ex-div date      | Payment Date | Type    | Dividend per share | Units  | Est. Unfranked Amount | Est. Franked Amount | Est. Total Dividend   | Est. Franking Credit |
|------------------|--------------|---------|--------------------|--------|-----------------------|---------------------|-----------------------|----------------------|
| 09-Mar-2023      | 30-Mar-2023  | Interim | \$1.3636           | 47,679 | \$0.00                | \$65,016.80         | \$65,016.80           | \$27,864.34          |
| 01-Sep-2022      | 22-Sep-2022  | Final   | \$2.5518           | 47,679 | \$0.00                | \$121,669.13        | \$121,669.13          | \$52,143.91          |
| <b>Sub Total</b> |              |         |                    |        | <b>\$0.00</b>         | <b>\$186,685.93</b> | <b>\$186,685.93</b> ✓ | <b>\$80,008.25</b>   |

### CBA - COMMONWEALTH BANK FPO (ORDINARY FULLY PAID)

| Ex-div date      | Payment Date | Type    | Dividend per share | Units  | Est. Unfranked Amount | Est. Franked Amount | Est. Total Dividend  | Est. Franking Credit |
|------------------|--------------|---------|--------------------|--------|-----------------------|---------------------|----------------------|----------------------|
| 22-Feb-2023      | 30-Mar-2023  | Interim | \$2.1000           | 13,967 | \$0.00                | \$29,330.70         | \$29,330.70          | \$12,570.30          |
| -Aug-2022        | 29-Sep-2022  | Final   | \$2.1000           | 13,967 | \$0.00                | \$29,330.70         | \$29,330.70          | \$12,570.30          |
| <b>Sub Total</b> |              |         |                    |        | <b>\$0.00</b>         | <b>\$58,661.40</b>  | <b>\$58,661.40</b> ✓ | <b>\$25,140.60</b>   |

### CDM - CADENCE CAPITAL FPO (ORDINARY FULLY PAID)

| Ex-div date      | Payment Date | Type    | Dividend per share | Units  | Est. Unfranked Amount | Est. Franked Amount | Est. Total Dividend | Est. Franking Credit |
|------------------|--------------|---------|--------------------|--------|-----------------------|---------------------|---------------------|----------------------|
| 14-Apr-2023      | 28-Apr-2023  | Interim | \$0.0400           | 50,000 | \$0.00                | \$2,000.00          | \$2,000.00          | \$857.14             |
| 17-Oct-2022      | 28-Oct-2022  | Final   | \$0.0400           | 50,000 | \$0.00                | \$2,000.00          | \$2,000.00          | \$857.14             |
| <b>Sub Total</b> |              |         |                    |        | <b>\$0.00</b>         | <b>\$4,000.00</b>   | <b>\$4,000.00</b> ✓ | <b>\$1,714.28</b>    |

### CSL - CSL LIMITED FPO (ORDINARY FULLY PAID)

| Ex-div date      | Payment Date | Type    | Dividend per share | Units | Est. Unfranked Amount | Est. Franked Amount | Est. Total Dividend | Est. Franking Credit |
|------------------|--------------|---------|--------------------|-------|-----------------------|---------------------|---------------------|----------------------|
| 09-Mar-2023      | 05-Apr-2023  | Interim | \$1.6215           | 945   | \$1,532.28            | \$0.00              | \$1,532.28          | \$0.00               |
| 06-Sep-2022      | 05-Oct-2022  | Final   | \$1.7583           | 945   | \$1,495.47            | \$166.13            | \$1,661.60          | \$71.20              |
| <b>Sub Total</b> |              |         |                    |       | <b>\$3,027.75</b>     | <b>\$166.13</b>     | <b>\$3,193.88</b> ✓ | <b>\$71.20</b>       |



23 P00  
23900  
2

# Interest & Estimated Dividend Summary

CommSec

1 JULY 2022 - 30 JUNE 2023

## CSR - CSR LIMITED FPO (ORDINARY FULLY PAID)

| Ex-div date      | Payment Date | Type    | Dividend per share | Units  | Est. Unfranked Amount | Est. Franked Amount | Est. Total Dividend | Est. Franking Credit |
|------------------|--------------|---------|--------------------|--------|-----------------------|---------------------|---------------------|----------------------|
| 09-Nov-2022      | 09-Dec-2022  | Interim | \$0.1650           | 80,501 | \$0.00                | \$13,282.67         | \$13,282.67         | \$5,692.57           |
| 27-May-2022      | 01-Jul-2022  | Final   | \$0.1800           | 60,501 | \$0.00                | \$10,890.18         | \$10,890.18         | \$4,667.22           |
| <b>Sub Total</b> |              |         |                    |        | <b>\$0.00</b>         | <b>\$24,172.85</b>  | <b>\$24,172.85</b>  | <b>\$10,359.79</b>   |

## HDN - HOMEKO DAILY NEEDS UNITS (ORDINARY UNITS FULLY PAID)

| Ex-div date            | Payment Date           | Type             | Dividend per share  | Units             | Est. Unfranked Amount | Est. Franked Amount | Est. Total Dividend   | Est. Franking Credit |
|------------------------|------------------------|------------------|---------------------|-------------------|-----------------------|---------------------|-----------------------|----------------------|
| 30-Mar-2023            | 26-May-2023<br>AUG 23  | Interim          | \$0.0208            | 82,716            | \$1,716.36            | \$0.00              | \$1,716.36            | \$0.00               |
| 29-Dec-2022            | 27-Feb-2023            | Interim          | \$0.0208            | 82,716            | \$1,716.36            | \$0.00              | \$1,716.36            | \$0.00               |
| 29-Sep-2022            | 25-Nov-2022            | Interim          | \$0.0208            | 82,716            | \$1,716.36            | \$0.00              | \$1,716.36            | \$0.00               |
| <del>29-Jun-2022</del> | <del>22-Aug-2022</del> | <del>Final</del> | <del>\$0.0212</del> | <del>82,716</del> | <del>\$1,753.58</del> | <del>\$0.00</del>   | <del>\$1,753.58</del> | <del>\$0.00</del>    |
| <b>Sub Total</b>       |                        |                  |                     |                   | <b>\$6,902.66</b>     | <b>\$0.00</b>       | <b>\$6,902.66</b>     | <b>\$0.00</b>        |

## LFS - LATITUDE GROUP FPO (ORDINARY FULLY PAID)

| Ex-div date      | Payment Date | Type    | Dividend per share | Units  | Est. Unfranked Amount | Est. Franked Amount | Est. Total Dividend | Est. Franking Credit |
|------------------|--------------|---------|--------------------|--------|-----------------------|---------------------|---------------------|----------------------|
| 21-Mar-2023      | 24-Apr-2023  | Final   | \$0.0400           | 20,000 | \$0.00                | \$800.00            | \$800.00            | \$342.86             |
| 23-Sep-2022      | 26-Oct-2022  | Interim | \$0.0785           | 20,000 | \$0.00                | \$1,570.00          | \$1,570.00          | \$672.86             |
| <b>Sub Total</b> |              |         |                    |        | <b>\$0.00</b>         | <b>\$2,370.00</b>   | <b>\$2,370.00</b>   | <b>\$1,015.72</b>    |

## MPL - MEDIBANK PRIVATE LTD FPO (ORDINARY FULLY PAID)

| Ex-div date      | Payment Date | Type    | Dividend per share | Units  | Est. Unfranked Amount | Est. Franked Amount | Est. Total Dividend | Est. Franking Credit |
|------------------|--------------|---------|--------------------|--------|-----------------------|---------------------|---------------------|----------------------|
| 02-Mar-2023      | 22-Mar-2023  | Interim | \$0.0630           | 23,725 | \$0.00                | \$1,494.68          | \$1,494.68          | \$640.58             |
| 07-Sep-2022      | 29-Sep-2022  | Final   | \$0.0730           | 23,725 | \$0.00                | \$1,731.93          | \$1,731.93          | \$742.25             |
| <b>Sub Total</b> |              |         |                    |        | <b>\$0.00</b>         | <b>\$3,226.61</b>   | <b>\$3,226.61</b>   | <b>\$1,382.83</b>    |

## MQG - MACQUARIE GROUP LTD FPO (ORDINARY FULLY PAID)

| Ex-div date      | Payment Date | Type    | Dividend per share | Units | Est. Unfranked Amount | Est. Franked Amount | Est. Total Dividend | Est. Franking Credit |
|------------------|--------------|---------|--------------------|-------|-----------------------|---------------------|---------------------|----------------------|
| 07-Nov-2022      | 13-Dec-2022  | Interim | \$3.0000           | 5,656 | \$10,180.80           | \$6,787.20          | \$16,968.00         | \$2,908.80           |
| 16-May-2022      | 04-Jul-2022  | Final   | \$3.5000           | 5,406 | \$11,352.60           | \$7,568.40          | \$18,921.00         | \$3,243.60           |
| <b>Sub Total</b> |              |         |                    |       | <b>\$21,533.40</b>    | <b>\$14,355.60</b>  | <b>\$35,889.00</b>  | <b>\$6,152.40</b>    |

## NHC - NEW HOPE CORPORATION FPO (ORDINARY FULLY PAID)

| Ex-div date      | Payment Date | Type    | Dividend per share | Units   | Est. Unfranked Amount | Est. Franked Amount | Est. Total Dividend | Est. Franking Credit |
|------------------|--------------|---------|--------------------|---------|-----------------------|---------------------|---------------------|----------------------|
| 17-Apr-2023      | 03-May-2023  | Interim | \$0.4000           | 220,000 | \$0.00                | \$88,000.00         | \$88,000.00         | \$37,714.29          |
| 24-Oct-2022      | 08-Nov-2022  | Final   | \$0.5600           | 220,000 | \$0.00                | \$123,200.00        | \$123,200.00        | \$52,800.00          |
| <b>Sub Total</b> |              |         |                    |         | <b>\$0.00</b>         | <b>\$211,200.00</b> | <b>\$211,200.00</b> | <b>\$90,514.29</b>   |

# Interest & Estimated Dividend Summary

CommSec

1 JULY 2022 - 30 JUNE 2023

## OZL - OZMINER FPO [OZL]

| Ex-div date      | Payment Date | Type    | Dividend per share | Units  | Est. Unfranked Amount | Est. Franked Amount | Est. Total Dividend  | Est. Franking Credit |
|------------------|--------------|---------|--------------------|--------|-----------------------|---------------------|----------------------|----------------------|
| 20-Apr-2023      | 02-May-2023  | Interim | \$1.7500           | 10,390 | \$0.00                | \$18,182.50         | \$18,182.50          | \$7,792.50           |
| 31-Aug-2022      | 16-Sep-2022  | Interim | \$0.0800           | 10,390 | \$0.00                | \$831.20            | \$831.20             | \$356.23             |
| <b>Sub Total</b> |              |         |                    |        | <b>\$0.00</b>         | <b>\$19,013.70</b>  | <b>\$19,013.70</b> ✓ | <b>\$8,148.73</b>    |

## PPM - PEPPERMONEY FPO (ORDINARY FULLY PAID)

| Ex-div date      | Payment Date | Type    | Dividend per share | Units  | Est. Unfranked Amount | Est. Franked Amount | Est. Total Dividend | Est. Franking Credit |
|------------------|--------------|---------|--------------------|--------|-----------------------|---------------------|---------------------|----------------------|
| 13-Mar-2023      | 14-Apr-2023  | Final   | \$0.0510           | 40,000 | \$0.00                | \$2,040.00          | \$2,040.00          | \$874.29             |
| 14-Sep-2022      | 14-Oct-2022  | Interim | \$0.0540           | 16,000 | \$0.00                | \$864.00            | \$864.00            | \$370.29             |
| <b>Sub Total</b> |              |         |                    |        | <b>\$0.00</b>         | <b>\$2,904.00</b>   | <b>\$2,904.00</b> ✓ | <b>\$1,244.58</b>    |

## J - RIO TINTO LIMITED FPO (ORDINARY FULLY PAID)

| Ex-div date      | Payment Date | Type    | Dividend per share | Units | Est. Unfranked Amount | Est. Franked Amount | Est. Total Dividend  | Est. Franking Credit |
|------------------|--------------|---------|--------------------|-------|-----------------------|---------------------|----------------------|----------------------|
| 09-Mar-2023      | 20-Apr-2023  | Final   | \$3.2649           | 6,974 | \$0.00                | \$22,769.41         | \$22,769.41          | \$9,758.32           |
| 11-Aug-2022      | 22-Sep-2022  | Interim | \$3.8370           | 6,974 | \$0.00                | \$26,759.24         | \$26,759.24          | \$11,468.24          |
| <b>Sub Total</b> |              |         |                    |       | <b>\$0.00</b>         | <b>\$49,528.65</b>  | <b>\$49,528.65</b> ✓ | <b>\$21,226.56</b>   |

## S32 - SOUTH32 LIMITED FPO (ORDINARY FULLY PAID)

| Ex-div date      | Payment Date | Type    | Dividend per share | Units  | Est. Unfranked Amount | Est. Franked Amount | Est. Total Dividend  | Est. Franking Credit |
|------------------|--------------|---------|--------------------|--------|-----------------------|---------------------|----------------------|----------------------|
| 09-Mar-2023      | 06-Apr-2023  | Interim | \$0.0733           | 60,000 | \$0.00                | \$4,400.94          | \$4,400.96           | \$1,886.12           |
| 15-Sep-2022      | 13-Oct-2022  | Final   | \$0.2513           | 50,000 | \$0.00                | \$12,565.50         | \$12,565.50          | \$5,385.21           |
| <b>Sub Total</b> |              |         |                    |        | <b>\$0.00</b>         | <b>\$16,966.44</b>  | <b>\$16,966.46</b> ✓ | <b>\$7,271.33</b>    |

## STO - SANTOS LTD FPO (ORDINARY FULLY PAID)

| Ex-div date      | Payment Date | Type    | Dividend per share | Units   | Est. Unfranked Amount | Est. Franked Amount | Est. Total Dividend  | Est. Franking Credit |
|------------------|--------------|---------|--------------------|---------|-----------------------|---------------------|----------------------|----------------------|
| 27-Feb-2023      | 29-Mar-2023  | Final   | \$0.2236           | 121,338 | \$27,135.42           | \$0.00              | \$27,135.42          | \$0.00               |
| 22-Aug-2022      | 22-Sep-2022  | Interim | \$0.1093           | 121,338 | \$13,258.48           | \$0.00              | \$13,258.45          | \$0.00               |
| <b>Sub Total</b> |              |         |                    |         | <b>\$40,393.90</b>    | <b>\$0.00</b>       | <b>\$40,393.90</b> ✓ | <b>\$0.00</b>        |

## SWW - SEVEN GROUP HOLDINGS FPO (ORDINARY FULLY PAID)

| Ex-div date      | Payment Date | Type    | Dividend per share | Units  | Est. Unfranked Amount | Est. Franked Amount | Est. Total Dividend | Est. Franking Credit |
|------------------|--------------|---------|--------------------|--------|-----------------------|---------------------|---------------------|----------------------|
| 11-Apr-2023      | 05-May-2023  | Interim | \$0.2300           | 21,521 | \$0.00                | \$4,949.83          | \$4,949.83          | \$2,121.36           |
| 15-Sep-2022      | 28-Oct-2022  | Final   | \$0.2300           | 21,521 | \$0.00                | \$4,949.83          | \$4,949.83          | \$2,121.36           |
| <b>Sub Total</b> |              |         |                    |        | <b>\$0.00</b>         | <b>\$9,899.66</b>   | <b>\$9,899.66</b> ✓ | <b>\$4,242.72</b>    |

# Interest & Estimated Dividend Summary

CommSec

1 JULY 2022 - 30 JUNE 2023

## TLS - TELSTRA GROUP FPO (ORDINARY FULLY PAID)

| Ex-div date      | Payment Date | Type    | Dividend per share | Units   | Est. Unfranked Amount | Est. Franked Amount | Est. Total Dividend | Est. Franking Credit |
|------------------|--------------|---------|--------------------|---------|-----------------------|---------------------|---------------------|----------------------|
| 01-Mar-2023      | 31-Mar-2023  | Interim | \$0.0850           | 920,000 | \$0.00                | \$78,200.00         | \$78,200.00         | \$33,514.29          |
| 24-Aug-2022      | 21-Sep-2022  | Final   | \$0.0850           | 920,000 | \$0.00                | \$78,200.00         | \$78,200.00         | \$33,514.29          |
| <b>Sub Total</b> |              |         |                    |         | <b>\$0.00</b>         | <b>\$156,400.00</b> | <b>\$156,400.00</b> | <b>\$67,028.58</b>   |

## WBC - WESTPAC BANKING CORP FPO (ORDINARY FULLY PAID)

| Ex-div date      | Payment Date | Type    | Dividend per share | Units  | Est. Unfranked Amount | Est. Franked Amount | Est. Total Dividend | Est. Franking Credit |
|------------------|--------------|---------|--------------------|--------|-----------------------|---------------------|---------------------|----------------------|
| 11-May-2023      | 27-Jun-2023  | Interim | \$0.7000           | 66,240 | \$0.00                | \$46,368.00         | \$46,368.00         | \$19,872.00          |
| 17-Nov-2022      | 20-Dec-2022  | Final   | \$0.6400           | 66,240 | \$0.00                | \$42,393.60         | \$42,393.60         | \$18,168.69          |
| <b>Sub Total</b> |              |         |                    |        | <b>\$0.00</b>         | <b>\$88,761.60</b>  | <b>\$88,761.60</b>  | <b>\$38,040.69</b>   |

## WDS - WOODSIDE ENERGY FPO (ORDINARY FULLY PAID)

| Ex-div date      | Payment Date | Type    | Dividend per share | Units  | Est. Unfranked Amount | Est. Franked Amount | Est. Total Dividend | Est. Franking Credit |
|------------------|--------------|---------|--------------------|--------|-----------------------|---------------------|---------------------|----------------------|
| 08-Mar-2023      | 05-Apr-2023  | Final   | \$2.1544           | 26,478 | \$0.00                | \$57,044.18         | \$57,044.18         | \$24,447.50          |
| 08-Sep-2022      | 06-Oct-2022  | Interim | \$1.5995           | 26,478 | \$0.00                | \$42,352.36         | \$42,352.36         | \$18,151.01          |
| <b>Sub Total</b> |              |         |                    |        | <b>\$0.00</b>         | <b>\$99,396.54</b>  | <b>\$99,396.54</b>  | <b>\$42,598.51</b>   |

|              |                    |                       |                       |                     |
|--------------|--------------------|-----------------------|-----------------------|---------------------|
| <b>TOTAL</b> | <b>\$71,857.71</b> | <b>\$1,024,167.89</b> | <b>\$1,096,025.60</b> | <b>\$488,929.11</b> |
|--------------|--------------------|-----------------------|-----------------------|---------------------|

## ESTIMATED INTEREST RECEIVED

There are no transactions on this account.

|              |               |
|--------------|---------------|
| <b>TOTAL</b> | <b>\$0.00</b> |
|--------------|---------------|

## INTEREST INCOME SUMMARY

| Account         | Interest           |
|-----------------|--------------------|
| CDIA - 18852804 | \$24,614.29        |
| <b>TOTAL</b>    | <b>\$24,614.29</b> |

**Wilson Superannuation Fund**  
**Dividend Reconciliation Report**  
 For The Period 01 July 2022 - 30 June 2023

| Date                              | Net Payment Received | Australian Income |            |                  | Foreign Income |                 |            | Withheld     |              |               |
|-----------------------------------|----------------------|-------------------|------------|------------------|----------------|-----------------|------------|--------------|--------------|---------------|
|                                   |                      | Unfranked         | Franked    | Franking Credits | Foreign Income | Foreign Credits | NZ Credits | TFN Withheld | Non-Resident | LIC Deduction |
| <b>Shares in Listed Companies</b> |                      |                   |            |                  |                |                 |            |              |              |               |
| ACL.AX Australian Clinical Labs   |                      |                   |            |                  |                |                 |            |              |              |               |
| 15/09/2022                        | 7,277.50             | 0.00              | 7,277.50   | 3,118.93         |                |                 |            |              |              |               |
| 26/04/2023                        | 3,342.50             | 0.00              | 3,342.50   | 1,432.50         |                |                 |            |              |              |               |
|                                   | 10,620.00            | 0.00              | 10,620.00  | 4,551.43         |                |                 |            |              |              |               |
| <b>ANZ.AX ANZ Bank</b>            |                      |                   |            |                  |                |                 |            |              |              |               |
| 01/07/2022                        | 30,654.00            | 0.00              | 30,654.00  | 13,137.43        |                |                 |            |              |              |               |
| 15/12/2022                        | 35,184.78            | 0.00              | 35,184.78  | 15,079.19        |                |                 |            |              |              |               |
|                                   | 65,838.78            | 0.00              | 65,838.78  | 28,216.62        |                |                 |            |              |              |               |
| <b>BHP.AX BHP</b>                 |                      |                   |            |                  |                |                 |            |              |              |               |
| 23/09/2022                        | 121,669.12           | 0.00              | 121,669.12 | 52,143.91        |                |                 |            |              |              |               |
| 30/03/2023                        | 65,016.82            | 0.00              | 65,016.82  | 27,864.35        |                |                 |            |              |              |               |
|                                   | 186,685.94           | 0.00              | 186,685.94 | 80,008.26        |                |                 |            |              |              |               |
| <b>CBA.AX Commonwealth Bank</b>   |                      |                   |            |                  |                |                 |            |              |              |               |
| 29/09/2022                        | 29,330.70            | 0.00              | 29,330.70  | 12,570.30        |                |                 |            |              |              |               |
| 30/03/2023                        | 29,330.70            | 0.00              | 29,330.70  | 12,570.30        |                |                 |            |              |              |               |
|                                   | 58,661.40            | 0.00              | 58,661.40  | 25,140.60        |                |                 |            |              |              |               |

23900



**Wilson Superannuation Fund**  
**Dividend Reconciliation Report**  
For The Period 01 July 2022 - 30 June 2023

| Date                | Net Payment Received | Australian Income |            |                  | Foreign Income |                 |            | Withheld     |              |               |
|---------------------|----------------------|-------------------|------------|------------------|----------------|-----------------|------------|--------------|--------------|---------------|
|                     |                      | Unfranked         | Franked    | Franking Credits | Foreign Income | Foreign Credits | NZ Credits | TFN Withheld | Non-Resident | LIC Deduction |
| 29/09/2022          | 1,731.93             | 0.00              | 1,731.93   | 742.26           |                |                 |            |              |              |               |
| 22/03/2023          | 1,494.68             | 0.00              | 1,494.68   | 640.58           |                |                 |            |              |              |               |
|                     | 3,226.61             | 0.00              | 3,226.61   | 1,382.84         |                |                 |            |              |              |               |
| MQG.AX Macquarie    |                      |                   |            |                  |                |                 |            |              |              |               |
| 04/07/2022          | 18,921.00            | 11,352.60         | 7,568.40   | 3,243.60         |                |                 |            |              |              |               |
| 13/12/2022          | 16,968.00            | 10,180.80         | 6,787.20   | 2,908.80         |                |                 |            |              |              |               |
|                     | 35,889.00            | 21,533.40         | 14,355.60  | 6,152.40         |                |                 |            |              |              |               |
| NHC.AX New Hope     |                      |                   |            |                  |                |                 |            |              |              |               |
| 08/11/2022          | 123,200.00           | 0.00              | 123,200.00 | 52,800.00        |                |                 |            |              |              |               |
| 03/05/2023          | 88,000.00            | 0.00              | 88,000.00  | 37,714.29        |                |                 |            |              |              |               |
|                     | 211,200.00           | 0.00              | 211,200.00 | 90,514.29        |                |                 |            |              |              |               |
| OZL.AX Oz Minerals  |                      |                   |            |                  |                |                 |            |              |              |               |
| 16/09/2022          | 831.20               | 0.00              | 831.20     | 356.23           |                |                 |            |              |              |               |
| 02/05/2023          | 18,182.50            | 0.00              | 18,182.50  | 7,792.50         |                |                 |            |              |              |               |
|                     | 19,013.70            | 0.00              | 19,013.70  | 8,148.73         |                |                 |            |              |              |               |
| PPM.AX Pepper Money |                      |                   |            |                  |                |                 |            |              |              |               |
| 14/10/2022          | 864.00               | 0.00              | 864.00     | 370.29           |                |                 |            |              |              |               |

**Wilson Superannuation Fund**  
**Dividend Reconciliation Report**

For The Period 01 July 2022 - 30 June 2023

| Date             | Net Payment Received | Australian Income |           |                  | Foreign Income |                 |            | Withheld     |              |               |
|------------------|----------------------|-------------------|-----------|------------------|----------------|-----------------|------------|--------------|--------------|---------------|
|                  |                      | Unfranked         | Franked   | Franking Credits | Foreign Income | Foreign Credits | NZ Credits | TFN Withheld | Non-Resident | LIC Deduction |
| 14/04/2023       | 2,040.00             | 0.00              | 2,040.00  | 874.29           |                |                 |            |              |              |               |
|                  | 2,904.00             | 0.00              | 2,904.00  | 1,244.58         |                |                 |            |              |              |               |
| RIO.AX Rio Tinto |                      |                   |           |                  |                |                 |            |              |              |               |
| 21/09/2022       | 26,759.24            | 0.00              | 26,759.24 | 11,468.25        |                |                 |            |              |              |               |
| 20/04/2023       | 22,769.41            | 0.00              | 22,769.41 | 9,758.32         |                |                 |            |              |              |               |
|                  | 49,528.65            | 0.00              | 49,528.65 | 21,226.57        |                |                 |            |              |              |               |
| S32.AX South32   |                      |                   |           |                  |                |                 |            |              |              |               |
| 13/10/2022       | 12,565.50            | 0.00              | 12,565.50 | 5,385.21         |                |                 |            |              |              |               |
| 06/04/2023       | 4,400.96             | 0.00              | 4,400.96  | 1,886.13         |                |                 |            |              |              |               |
|                  | 16,966.46            | 0.00              | 16,966.46 | 7,271.34         |                |                 |            |              |              |               |
| STO.AX Santos    |                      |                   |           |                  |                |                 |            |              |              |               |
| 21/09/2022       | 13,258.45            | 13,258.45         |           |                  |                |                 |            |              |              |               |
| 29/03/2023       | 27,135.36            | 27,135.36         |           |                  |                |                 |            |              |              |               |
|                  | 40,393.81            | 40,393.81         |           |                  |                |                 |            |              |              |               |
| SVM.AX Seven     |                      |                   |           |                  |                |                 |            |              |              |               |
| 28/10/2022       | 4,949.83             | 0.00              | 4,949.83  | 2,121.36         |                |                 |            |              |              |               |
| 05/05/2023       | 4,949.83             | 0.00              | 4,949.83  | 2,121.36         |                |                 |            |              |              |               |

**Wilson Superannuation Fund**  
**Dividend Reconciliation Report**  
For The Period 01 July 2022 - 30 June 2023

| Date                   | Net Payment Received | Australian Income |                     |                   | Foreign Income |                 |            | Withheld     |              |               |
|------------------------|----------------------|-------------------|---------------------|-------------------|----------------|-----------------|------------|--------------|--------------|---------------|
|                        |                      | Unfranked         | Franked             | Franking Credits  | Foreign Income | Foreign Credits | NZ Credits | TFN Withheld | Non-Resident | LIC Deduction |
|                        | 9,899.66             | 0.00              | 9,899.66            | 4,242.72          |                |                 |            |              |              |               |
| TLS.AX Telstra         |                      |                   |                     |                   |                |                 |            |              |              |               |
| 21/09/2022             | 78,200.00            | 0.00              | 78,200.00           | 33,514.29         |                |                 |            |              |              |               |
| 31/03/2023             | 78,200.00            | 0.00              | 78,200.00           | 33,514.29         |                |                 |            |              |              |               |
|                        | 156,400.00           | 0.00              | 156,400.00          | 67,028.58         |                |                 |            |              |              |               |
| WBC.AX Westpac Bank    |                      |                   |                     |                   |                |                 |            |              |              |               |
| 20/12/2022             | 42,393.60            | 0.00              | 42,393.60           | 18,168.69         |                |                 |            |              |              |               |
| 27/06/2023             | 46,368.00            | 0.00              | 46,368.00           | 19,872.00         |                |                 |            |              |              |               |
|                        | 88,761.60            | 0.00              | 88,761.60           | 38,040.69         |                |                 |            |              |              |               |
| WDS.AX Woodside Energy |                      |                   |                     |                   |                |                 |            |              |              |               |
| 06/10/2022             | 42,352.37            | 0.00              | 42,352.37           | 18,151.02         |                |                 |            |              |              |               |
| 05/04/2023             | 57,044.17            | 0.00              | 57,044.17           | 24,447.50         |                |                 |            |              |              |               |
|                        | 99,396.54            | 0.00              | 99,396.54           | 42,598.52         |                |                 |            |              |              |               |
|                        | <b>1,089,122.88</b>  | <b>64,954.93</b>  | <b>1,024,167.95</b> | <b>438,929.17</b> |                |                 |            |              |              |               |



**Wilson Superannuation Fund**  
**Dividend Reconciliation Report**

For The Period 01 July 2022 - 30 June 2023

| Date  | Net Payment Received | Australian Income |              |                  | Foreign Income |                 |            | Withheld     |              |               |
|-------|----------------------|-------------------|--------------|------------------|----------------|-----------------|------------|--------------|--------------|---------------|
|       |                      | Unfranked         | Franked      | Franking Credits | Foreign Income | Foreign Credits | NZ Credits | TFN Withheld | Non-Resident | LIC Deduction |
| TOTAL | 1,089,122.88         | 64,954.93         | 1,024,167.95 | 438,929.17       |                |                 |            |              |              |               |

| Tax Return Reconciliation | Totals       | Tax Return Label |
|---------------------------|--------------|------------------|
| Unfranked                 | 64,954.93    | J                |
| Franked Dividends         | 1,024,167.95 | K                |
| Franking Credits          | 438,929.17   | L                |

Wilson Superannuation Fund  
**Contributions Summary Report**

For The Period 01 July 2022 - 30 June 2023

---

**Robert Guy Wilson**

|   |                  |
|---|------------------|
| Date of Birth:                          | Provided         |
| Age:                                    | 75 (at year end) |
| Member Code:                            | WILROB00001A     |
| Total Super Balance*1 as at 30/06/2022: | 15,437,024.98    |

| <b>Contributions Summary</b>     | <b>2023</b>      | <b>2022</b>      |
|----------------------------------|------------------|------------------|
| <b>Concessional Contribution</b> |                  |                  |
| Personal - Concessional          | 27,500.00        | 27,500.00        |
|                                  | <hr/>            | <hr/>            |
|                                  | 27,500.00        | 27,500.00        |
|                                  | <hr/>            | <hr/>            |
| <b>Total Contributions</b>       | <b>27,500.00</b> | <b>27,500.00</b> |

---

**Wilson Superannuation Fund**  
**General Ledger**

As at 30 June 2023

| Transaction Date  | Description                         | Units | Debit | Credit           | Balance \$          |
|---|-------------------------------------|-------|-------|------------------|---------------------|
| <u>Contributions (24200)</u>  |                                     |       |       |                  |                     |
| <u>(Contributions) Wilson, Robert Guy - Accumulation (WILROB00001A)</u> |                                     |       |       |                  |                     |
| 20/12/2022  | Transfer from xx66 R Wilson super c |       |       | 27,500.00        | 27,500.00 CR        |
|   |                                     |       |       | <b>27,500.00</b> | <b>27,500.00 CR</b> |
| <b>Total Debits:</b>  | <b>0.00</b>                         |       |       |                  |                     |
| <b>Total Credits:</b>   | <b>27,500.00</b>                    |       |       |                  |                     |

## Wilson Superannuation Fund

## General Ledger

As at 30 June 2023

| Transaction Date                                       | Description   | Units | Debit      | Credit     | Balance \$      |
|--|---|-------|------------|------------|-----------------|
| <b>Changes in Market Values of Investments (24700)</b> |   |       |            |            |                 |
| <u>Changes in Market Values of Investments (24700)</u> |   |       |            |            |                 |
| 02/05/2023   | 001295648170 OZL SOA 2023 (OZL.AX)  |       | 165,353.59 |            | 165,353.59 DR   |
| 02/05/2023   | Unrealised Gain writeback as at 02/05/2023 (OZL.AX)   |       |            | 256,162.19 | 90,808.60 CR    |
| 30/06/2023   | Total Revaluation - 30/06/2023 @ \$21.340000 (System Price) - 66,240.000000 Units on hand (WBC.AX)  |       |            | 121,881.60 | 212,690.20 CR   |
| 30/06/2023   | Total Revaluation - 30/06/2023 @ \$5.190000 (System Price) - 80,501.000000 Units on hand (CSR.AX)   |       |            | 90,966.13  | 303,656.33 CR   |
| 30/06/2023   | Total Revaluation - 30/06/2023 @ \$4.300000 (System Price) - 920,000.000000 Units on hand (TLS.AX)  |       |            | 414,000.00 | 717,656.33 CR   |
| 30/06/2023   | Total Revaluation - 30/06/2023 @ \$4.850000 (System Price) - 220,000.000000 Units on hand (NHC.AX)  |       |            | 305,800.00 | 1,023,456.33 CR |
| 30/06/2023   | Total Revaluation - 30/06/2023 @ \$100.270000 (System Price) - 13,967.000000 Units on hand (CBA.AX) |       |            | 138,133.63 | 1,161,589.96 CR |
| 30/06/2023   | Total Revaluation - 30/06/2023 @ \$44.990000 (System Price) - 47,679.000000 Units on hand (BHP.AX)  |       |            | 178,319.46 | 1,339,909.42 CR |
| 30/06/2023   | Total Revaluation - 30/06/2023 @ \$1.410000 (System Price) - 40,000.000000 Units on hand (PPM.AX)   |       |            | 3,004.25   | 1,342,913.67 CR |
| 30/06/2023   | Total Revaluation - 30/06/2023 @ \$23.710000 (System Price) - 47,547.000000 Units on hand (ANZ.AX)  |       |            | 89,181.32  | 1,432,094.99 CR |
| 30/06/2023   | Total Revaluation - 30/06/2023 @ \$34.440000 (System Price) - 26,478.000000 Units on hand (WDS.AX)  |       |            | 68,842.80  | 1,500,937.79 CR |
| 30/06/2023   | Total Revaluation - 30/06/2023 @ \$7.520000 (System Price) - 121,338.000000 Units on hand (STO.AX)  |       |            | 12,133.80  | 1,513,071.59 CR |
| 30/06/2023   | Total Revaluation - 30/06/2023 @ \$3.520000 (System Price) - 23,725.000000 Units on hand (MPL.AX)   |       |            | 6,405.75   | 1,519,477.34 CR |
| 30/06/2023   | Total Revaluation - 30/06/2023 @ \$1.215000 (System Price) - 20,000.000000 Units on hand (LFS.AX)   |       |            | 500.00     | 1,519,977.34 CR |
| 30/06/2023   | Total Revaluation - 30/06/2023 @ \$177.620000 (System Price) - 5,656.000000 Units on hand (MQG.AX)  |       |            | 74,150.16  | 1,594,127.50 CR |
| 30/06/2023   | Total Revaluation - 30/06/2023 @ \$277.380000 (System Price) - 945.000000 Units on hand (CSL.AX)    |       |            | 7,862.40   | 1,601,989.90 CR |
| 30/06/2023   | Total Revaluation - 30/06/2023 @ \$24.650000 (System Price) - 21,521.000000 Units on hand (SVW.AX)  |       |            | 173,028.84 | 1,775,018.74 CR |
| 30/06/2023   | Total Revaluation - 30/06/2023 @ \$1.175000 (System Price) - 82,716.000000 Units on hand (HDN.AX)   |       | 8,685.18   |            | 1,766,333.56 CR |
| 30/06/2023   | Total Revaluation - 30/06/2023 @ \$6.200000 (System Price) - 108,318.000100 Units on hand (QAN.AX)  |       |            | 187,390.14 | 1,953,723.70 CR |
| 30/06/2023   | Total Revaluation - 30/06/2023 @ \$3.760000 (System Price) - 60,000.000000 Units on hand (S32.AX)   |       | 9,241.24   |            | 1,944,482.46 CR |
| 30/06/2023   | Total Revaluation - 30/06/2023 @ \$114.690000 (System Price) - 6,974.000000 Units on hand (RIO.AX)  |       |            | 83,618.26  | 2,028,100.72 CR |
| 30/06/2023   | Total Revaluation - 30/06/2023 @ \$3.440000 (System Price) - 47,750.000000 Units on hand (ACL.AX)   |       | 19,323.77  |            | 2,008,776.95 CR |
| 30/06/2023   | Total Revaluation - 30/06/2023 @ \$0.750000 (System Price) - 50,000.000000 Units on hand (CDM.AX)   |       | 4,750.00   |            | 2,004,026.95 CR |

## Wilson Superannuation Fund

**General Ledger**

As at 30 June 2023

| Transaction Date | Description | Units | Debit      | Credit       | Balance \$      |
|------------------|-------------|-------|------------|--------------|-----------------|
|                  |             |       | 207,353.78 | 2,211,380.73 | 2,004,026.95 CR |

Total Debits: 207,353.78

Total Credits: 2,211,380.73


Wilson Superannuation Fund

**Realised Capital Gains Report**

For The Period 01 July 2022 - 30 June 2023

| Investment                        |                        | Accounting Treatment |                   |                   |                          | Tax Treatment      |                   |                   |               |                          |             |                     |
|-----------------------------------|------------------------|----------------------|-------------------|-------------------|--------------------------|--------------------|-------------------|-------------------|---------------|--------------------------|-------------|---------------------|
| Purchase Contract Date            | Disposal Contract Date | Units                | Cost              | Proceeds          | Accounting Profit/(Loss) | Adjusted Cost Base | Reduced Cost Base | Indexed Cost Base | Indexed Gains | Discounted Gains (Gross) | Other Gains | Capital Loss        |
| <b>Shares in Listed Companies</b> |                        |                      |                   |                   |                          |                    |                   |                   |               |                          |             |                     |
| <b>OZL.AX - Oz Minerals</b>       |                        |                      |                   |                   |                          |                    |                   |                   |               |                          |             |                     |
| 18/12/2008                        | 02/05/2023             | 4,000.15             | 154,241.87        | 106,004.08        | (48,237.79)              | 154,241.87         | 154,241.87        | 0.00              | 0.00          | 0.00                     | 0.00        | (48,237.79)         |
| 18/09/2008                        | 02/05/2023             | 957.94               | 43,720.42         | 25,385.33         | (18,335.09)              | 43,720.42          | 43,720.42         | 0.00              | 0.00          | 0.00                     | 0.00        | (18,335.09)         |
| 10/09/2008                        | 02/05/2023             | 200.01               | 7,754.99          | 5,300.20          | (2,454.79)               | 7,754.99           | 7,754.99          | 0.00              | 0.00          | 0.00                     | 0.00        | (2,454.79)          |
| 29/08/2008                        | 02/05/2023             | 500.02               | 19,313.23         | 13,250.51         | (6,062.72)               | 19,313.23          | 19,313.23         | 0.00              | 0.00          | 0.00                     | 0.00        | (6,062.72)          |
| 28/08/2008                        | 02/05/2023             | 600.02               | 23,175.88         | 15,900.61         | (7,275.27)               | 23,175.88          | 23,175.88         | 0.00              | 0.00          | 0.00                     | 0.00        | (7,275.27)          |
| 06/08/2008                        | 02/05/2023             | 100.00               | 3,903.90          | 2,650.10          | (1,253.80)               | 3,903.90           | 3,903.90          | 0.00              | 0.00          | 0.00                     | 0.00        | (1,253.80)          |
| 05/08/2008                        | 02/05/2023             | 100.00               | 3,904.45          | 2,650.10          | (1,254.35)               | 3,904.45           | 3,904.45          | 0.00              | 0.00          | 0.00                     | 0.00        | (1,254.35)          |
| 24/07/2008                        | 02/05/2023             | 3,931.85             | 184,673.85        | 104,194.06        | (80,479.79)              | 184,673.85         | 184,673.85        | 0.00              | 0.00          | 0.00                     | 0.00        | (80,479.79)         |
|                                   |                        | <b>10,390.00</b>     | <b>440,688.59</b> | <b>275,334.99</b> | <b>(165,353.60)</b>      | <b>440,688.59</b>  | <b>440,688.59</b> | <b>0.00</b>       | <b>0.00</b>   | <b>0.00</b>              | <b>0.00</b> | <b>(165,353.60)</b> |
|                                   |                        | <b>10,390.00</b>     | <b>440,688.59</b> | <b>275,334.99</b> | <b>(165,353.60)</b>      | <b>440,688.59</b>  | <b>440,688.59</b> | <b>0.00</b>       | <b>0.00</b>   | <b>0.00</b>              | <b>0.00</b> | <b>(165,353.60)</b> |

24700



| Date        | Transaction   | Debit     | Credit                                 | Balance           |
|-------------|---|-----------|--|-------------------|
| 06 Apr      | Direct Credit 458106 SOUTH32 DIVIDEND<br>A1013/00913051                   |           | 4,400.96                               | \$1,764,070.77 CR |
| 14 Apr      | Direct Credit 255730 PEPPER MONEY<br>S00092199088                         |           | 2,040.00                               | \$1,766,110.77 CR |
| 20 Apr      | Direct Credit 458106 RIO TINTO LTD<br>AUF22/00109803                      |           | 22,769.41                              | \$1,788,880.18 CR |
| 24 Apr      | Direct Credit 458106 LATITUDE GROUP<br>MAR23/00800507                     |           | 800.00                                 | \$1,789,680.18 CR |
| 26 Apr      | Direct Credit 302169 ACL DIV<br>001295474186                              |           | 3,342.50                               | \$1,793,022.68 CR |
| 28 Apr      | Direct Credit 339412 Cadence Capital<br>S00092199088                      |           | 2,000.00                               | \$1,795,022.68 CR |
| 01 May      | Credit Interest   |           | 3,556.14                               | \$1,798,578.82 CR |
| 02 May      | Direct Credit 619960 OZL SOA 2023<br>001295648170                         |           | 275,335.00                             | \$2,073,913.82 CR |
| 02 May      | Direct Credit 407555 OZL SPL DIV<br>001295560445                          |           | 18,182.50                              | \$2,092,096.32 CR |
| 03 May      | Direct Credit 358020 NHC DIVIDEND<br>MAY23/00803486                       |           | 88,000.00                              | \$2,180,096.32 CR |
| 05 May      | Direct Credit 373474 SEVEN GROUP<br>S00092199088                          |           | 4,949.83                               | \$2,185,046.15 CR |
| 26 May      | Direct Credit 609883 HDN DST<br>001296024628                              |           | 1,716.36                               | \$2,186,762.51 CR |
| 01 Jun      | Credit Interest   |           | 4,754.05                               | \$2,191,516.56 CR |
| 22 Jun      | Transfer to xx6638 NetBank<br>Pension payment                             | 55,890.00 |  | \$2,135,626.56 CR |
| 22 Jun      | Transfer To Kathleen Therese Wil<br>NetBank Pension payment               | 24,080.00 |  | \$2,111,546.56 CR |
| 27 Jun      | Direct Credit 250556 WBC DIVIDEND<br>001296139153                         |           | 46,368.00                              | \$2,157,914.56 CR |
| 01 Jul      | CREDIT INTEREST EARNED on this account<br>to June 30, 2023 is \$24,614.28 |           |  |                   |
|             |   |           | 510222<br>+ INT ADJ 1113.30 = 25727.58 |                   |
| 01 Jul      | Credit Interest   |           | 5,044.61                               | \$2,162,959.17 CR |
| 03 Jul      | Direct Credit 208929 CSR LTD DIVIDEND<br>RCA23/00821197                   |           | 16,100.20                              | \$2,179,059.37 CR |
| 03 Jul      | Direct Credit 397204 ANZ DIVIDEND<br>A075/00515697                        |           | 38,513.07                              | \$2,217,572.44 CR |
| 04 Jul      | Direct Credit 077669 MQG FNL DIV<br>001296777820                          |           | 25,452.00                              | \$2,243,024.44 CR |
| 25 Jul 2023 | CLOSING BALANCE   |           |  | \$2,243,024.44 CR |

|                        |   |                     |   |                      |   |                        |
|------------------------|---|---------------------|---|----------------------|---|------------------------|
| <b>Opening balance</b> | - | <b>Total debits</b> | + | <b>Total credits</b> | = | <b>Closing balance</b> |
| \$1,490,098.16 CR      |   | \$79,970.00         |   | \$832,896.28         |   | \$2,243,024.44 CR      |

547.1933.1.3 ZZ258R3 0303MU.R3.S151.D206.L V06.00.36

25000  
2

# Wilson Superannuation Fund General Ledger

As at 30 June 2023

| Transaction Date                 | Description         | Units | Debit | Credit           | Balance \$          |
|----------------------------------|---------------------|-------|-------|------------------|---------------------|
| <b>Interest Received (25000)</b> |                     |       |       |                  |                     |
| <u>Bank - CBA (Bank - CBA1)</u>  |                     |       |       |                  |                     |
| 01/07/2022                       | DEPOSIT INTEREST    |       |       | 128.56           | 128.56 CR           |
| 01/08/2022                       | DEPOSIT INTEREST    |       |       | 278.41           | 406.97 CR           |
| 01/09/2022                       | DEPOSIT INTEREST    |       |       | 539.59           | 946.56 CR           |
| 01/10/2022                       | DEPOSIT INTEREST    |       |       | 961.42           | 1,907.98 CR         |
| 05/10/2022                       | Interest Adjustment |       |       | 1,113.30         | 3,021.28 CR         |
| 01/11/2022                       | DEPOSIT INTEREST    |       |       | 1,719.38         | 4,740.66 CR         |
| 01/12/2022                       | DEPOSIT INTEREST    |       |       | 2,100.82         | 6,841.48 CR         |
| 01/01/2023                       | DEPOSIT INTEREST    |       |       | 2,474.63         | 9,316.11 CR         |
| 01/02/2023                       | DEPOSIT INTEREST    |       |       | 2,657.68         | 11,973.79 CR        |
| 01/03/2023                       | DEPOSIT INTEREST    |       |       | 2,435.65         | 14,409.44 CR        |
| 01/04/2023                       | DEPOSIT INTEREST    |       |       | 3,007.95         | 17,417.39 CR        |
| 01/05/2023                       | DEPOSIT INTEREST    |       |       | 3,556.14         | 20,973.53 CR        |
| 01/06/2023                       | DEPOSIT INTEREST    |       |       | 4,754.05         | 25,727.58 CR        |
|                                  |                     |       |       | <b>25,727.58</b> | <b>25,727.58 CR</b> |

Total Debits: 0.00

Total Credits: 25,727.58



## Wilson Superannuation Fund General Ledger

As at 30 June 2023

| Transaction Date                             | Description                         | Units | Debit           | Credit | Balance \$         |
|--|-------------------------------------|-------|-----------------|--------|--------------------|
| <b><u>Accountancy Fees (30100)</u></b>       |                                     |       |                 |        |                    |
| <u>Accountancy Fees (30100)</u>              |                                     |       |                 |        |                    |
| 23/10/2022                                   | Transfer To Eager and Partners NetB |       | 3,795.00        |        | 3,795.00 DR        |
|  |                                     |       | <b>3,795.00</b> |        | <b>3,795.00 DR</b> |
| <b><u>Administration Costs (30200)</u></b>   |                                     |       |                 |        |                    |
| <u>Administration Costs (30200)</u>          |                                     |       |                 |        |                    |
| 08/09/2022                                   | NETBANK BPAY Accurium Pty Ltd       |       | 123.00          |        | 123.00 DR          |
|  |                                     |       | <b>123.00</b>   |        | <b>123.00 DR</b>   |
| <b><u>ATO Supervisory Levy (30400)</u></b>   |                                     |       |                 |        |                    |
| <u>ATO Supervisory Levy (30400)</u>          |                                     |       |                 |        |                    |
| 20/10/2022                                   | ATO007000017027966 ATO              |       | 259.00          |        | 259.00 DR          |
|  |                                     |       | <b>259.00</b>   |        | <b>259.00 DR</b>   |
| <b><u>Auditor's Remuneration (30700)</u></b> |                                     |       |                 |        |                    |
| <u>Auditor's Remuneration (30700)</u>        |                                     |       |                 |        |                    |
| 23/10/2022                                   | Transfer To Eager and Partners NetB |       | 440.00          |        | 440.00 DR          |
|  |                                     |       | <b>440.00</b>   |        | <b>440.00 DR</b>   |

Total Debits: 4,617.00

Total Credits: 0.00

# TAX INVOICE

DATE: 06 October 2022  
 INVOICE NO: 35727  
 CLIENT CODE: WILSOSF

RG & KT Wilson  
 PO Box 283  
 FLINDERS LANE VIC 8009

## WILSON SUPERANNUATION FUND

Accounting software charges to date and processing transactions for the year ended 30 June 2022.

Preparation of the Financial Statements of the Superannuation Fund for the year ended 30 June 2022. Preparation and lodgement of 2022 Superannuation Fund Income Tax Return.

Organising audit of the Fund including provision of all information to the Auditor and liaising with him as required.

Completion of documentation to obtain 2022 Actuary Certificate (required to claim a tax deduction for exempt current pension income).

Preparation of documents necessary to enable members to claim a personal tax deduction for Personal Contributions made in the year ended 30 June 2022.

Preparation and lodgement of 2022 Annual GST return.

Calculation of minimum pension payment required for the year ending 30 June 2023 based on pension balances as at 30 June 2022.

Discussions and tax advice on superannuation matters.

Maintenance of the Fund's Registers and/or Minutes at our premises for the previous year.

Dealing with all Australian Taxation Office correspondence on your behalf. 3,450.00

|                         |                   |
|-------------------------|-------------------|
| Net Amount \$           | 3,450.00          |
| GST \$                  | 345.00            |
| <b>TOTAL AMOUNT DUE</b> | <b>\$3,795.00</b> |

Please note our terms are strictly 14 days from the date of invoice.

# TAX INVOICE

DATE: 06 October 2022  
INVOICE NO: 35722  
CLIENT CODE: WILSOSF

RG & KT Wilson  
PO Box 283  
FLINDERS LANE VIC 8009

---

## WILSON SUPERANNUATION FUND

Audit of the Superannuation Fund for the year ended 30 June 2022 by the funds independent auditor Mr AW Boys.

Audit of the accounting records of the Fund for the year ended and subsequent transactions and events as appropriate.

Review of the Fund's financial statements including operating statement, statement of financial position, notes to financial statements and member statements.

Review of the Fund's Trust Deed and compliance with the requirements of the S.I.S. Legislation.

Review of the Minutes of the Fund.

Preparation of your Independent Audit report and management letter advising any issues arising from the audit.

400.00

|                         |                  |
|-------------------------|------------------|
| Net Amount \$           | 400.00           |
| GST \$                  | 40.00            |
| <b>TOTAL AMOUNT DUE</b> | <b>\$ 440.00</b> |

**Please note our terms are strictly 14 days from the date of invoice.**

**Wilson Superannuation Fund**  
**Pension Summary**

As at 30 June 2023

**Member Name :** Wilson, Robert Guy  
**Member Age :** 74\* (Date of Birth : Provided)

| Member Code  | Pension Type          | Pension Start Date | Tax Free | Min / PF | Minimum      | Maximum | Gross Pension Payments | PAYG   | Net Pension Payment | Amount to reach Minimum |
|--------------|-----------------------|--------------------|----------|----------|--------------|---------|------------------------|--------|---------------------|-------------------------|
| WILROB00003P | Account Based Pension | 18/08/2010         | 79.12%   | 2.50%    | \$36,930.00* | N/A     | \$36,930.00            | \$0.00 | \$36,930.00         | \$0.00                  |

\*COVID-19 50% reduction has been applied to the minimum pension amount.

|              |                       |            |          |       |              |     |             |        |             |        |
|--------------|-----------------------|------------|----------|-------|--------------|-----|-------------|--------|-------------|--------|
| WILROB00006P | Account Based Pension | 01/07/2014 | 100.00 % | 2.50% | \$12,170.00* | N/A | \$12,170.00 | \$0.00 | \$12,170.00 | \$0.00 |
|--------------|-----------------------|------------|----------|-------|--------------|-----|-------------|--------|-------------|--------|

\*COVID-19 50% reduction has been applied to the minimum pension amount.

|              |                       |            |         |       |             |     |            |        |            |        |
|--------------|-----------------------|------------|---------|-------|-------------|-----|------------|--------|------------|--------|
| WILROB00009P | Account Based Pension | 01/07/2016 | 93.11 % | 2.50% | \$6,790.00* | N/A | \$6,790.00 | \$0.00 | \$6,790.00 | \$0.00 |
|--------------|-----------------------|------------|---------|-------|-------------|-----|------------|--------|------------|--------|

\*COVID-19 50% reduction has been applied to the minimum pension amount.

|  |  |  |  |  |             |        |             |        |             |        |
|--|--|--|--|--|-------------|--------|-------------|--------|-------------|--------|
|  |  |  |  |  | \$55,890.00 | \$0.00 | \$55,890.00 | \$0.00 | \$55,890.00 | \$0.00 |
|--|--|--|--|--|-------------|--------|-------------|--------|-------------|--------|

**Member Name :** Swift, Kathleen Therese  
**Member Age :** 66\* (Date of Birth : Provided)

| Member Code  | Pension Type            | Pension Start Date | Tax Free | Min / PF | Minimum      | Maximum | Gross Pension Payments | PAYG   | Net Pension Payment | Amount to reach Minimum |
|--------------|-------------------------|--------------------|----------|----------|--------------|---------|------------------------|--------|---------------------|-------------------------|
| WILKAT00002P | TRIS (Retirement Phase) | 01/07/2014         | 99.93%   | 2.50%    | \$24,080.00* | N/A     | \$24,080.00            | \$0.00 | \$24,080.00         | \$0.00                  |

\*COVID-19 50% reduction has been applied to the minimum pension amount.

|  |  |  |  |  |             |        |             |        |             |        |
|--|--|--|--|--|-------------|--------|-------------|--------|-------------|--------|
|  |  |  |  |  | \$24,080.00 | \$0.00 | \$24,080.00 | \$0.00 | \$24,080.00 | \$0.00 |
|--|--|--|--|--|-------------|--------|-------------|--------|-------------|--------|

**Total :**

|  |  |  |  |  |             |        |             |        |             |        |
|--|--|--|--|--|-------------|--------|-------------|--------|-------------|--------|
|  |  |  |  |  | \$79,970.00 | \$0.00 | \$79,970.00 | \$0.00 | \$79,970.00 | \$0.00 |
|--|--|--|--|--|-------------|--------|-------------|--------|-------------|--------|

41600

# Wilson Superannuation Fund General Ledger

As at 30 June 2023

| Transaction Date  | Description                         | Units | Debit            | Credit | Balance \$          |
|---|-------------------------------------|-------|------------------|--------|---------------------|
| <b>Pensions Paid (41600)</b>  |                                     |       |                  |        |                     |
| <u>(Pensions Paid) Swift, Kathleen Therese - Pension (TRIS 01/07/2014) (WILKAT00002P)</u> |                                     |       |                  |        |                     |
| 22/06/2023  | Transfer To Kathleen Therese Wil Ne |       | 24,080.00        |        | 24,080.00 DR        |
|   |                                     |       | <b>24,080.00</b> |        | <b>24,080.00 DR</b> |
| <u>(Pensions Paid) Wilson, Robert Guy - Pension (18/08/2010) (WILROB00003P)</u>           |                                     |       |                  |        |                     |
| 22/06/2023  | Pension payment Transfer to xx6638  |       | 36,930.00        |        | 36,930.00 DR        |
|   |                                     |       | <b>36,930.00</b> |        | <b>36,930.00 DR</b> |
| <u>(Pensions Paid) Wilson, Robert Guy - Pension (01/07/2014) (WILROB00006P)</u>           |                                     |       |                  |        |                     |
| 22/06/2023  | Pension payment Transfer to xx6638  |       | 12,170.00        |        | 12,170.00 DR        |
|   |                                     |       | <b>12,170.00</b> |        | <b>12,170.00 DR</b> |
| <u>(Pensions Paid) Wilson, Robert Guy - Pension (01/07/2016) (WILROB00009P)</u>           |                                     |       |                  |        |                     |
| 22/06/2023  | Pension payment Transfer to xx6638  |       | 6,790.00         |        | 6,790.00 DR         |
|   |                                     |       | <b>6,790.00</b>  |        | <b>6,790.00 DR</b>  |
| <b>Total Debits:</b>  |                                     |       | <b>79,970.00</b> |        |                     |
| <b>Total Credits:</b>   |                                     |       | <b>0.00</b>      |        |                     |

Wilson Superannuation Fund  
**Members Summary**

As at 30 June 2023

|   | Increases         |               |              |                  | Decreases          |               |                   |                | Closing Balance |                              |                    |                   |
|---|-------------------|---------------|--------------|------------------|--------------------|---------------|-------------------|----------------|-----------------|------------------------------|--------------------|-------------------|
|   | Opening Balances  | Contributions | Transfers In | Net Earnings     | Insurance Proceeds | Pensions Paid | Contributions Tax | Taxes Paid     |                 | Benefits Paid/ Transfers Out | Insurance Premiums | Member Expenses   |
| <b>Robert Guy Wilson (Age: 76)</b>            |                   |               |              |                  |                    |               |                   |                |                 |                              |                    |                   |
| WILROB00001A - Accumulation                   |                   |               |              |                  |                    |               |                   |                |                 |                              |                    |                   |
|   | 13,201,238        | 27,500        |              | 2,866,556        |                    |               | 4,125             | 187,516        |                 |                              |                    | 15,903,653        |
| WILROB00003P - 18/08/2010 - Tax Free: 79.12%  |                   |               |              |                  |                    |               |                   |                |                 |                              |                    |                   |
|   | 1,477,136         |               |              | 320,405          | 36,930             |               |                   |                |                 |                              |                    | 1,760,611         |
| WILROB00006P - 01/07/2014 - Tax Free: 100.00% |                   |               |              |                  |                    |               |                   |                |                 |                              |                    |                   |
|   | 486,981           |               |              | 105,734          | 12,170             |               |                   |                |                 |                              |                    | 580,545           |
| WILROB00009P - 01/07/2016 - Tax Free: 93.11%  |                   |               |              |                  |                    |               |                   |                |                 |                              |                    |                   |
|   | 271,670           |               |              | 58,741           | 6,790              |               |                   |                |                 |                              |                    | 323,621           |
|   | <b>15,437,025</b> | <b>27,500</b> |              | <b>3,351,436</b> | <b>55,890</b>      |               | <b>4,125</b>      | <b>187,516</b> |                 |                              |                    | <b>18,568,430</b> |
| <b>Kathleen Therese Swift (Age: 67)</b>       |                   |               |              |                  |                    |               |                   |                |                 |                              |                    |                   |
| WILKAT00001A - Accumulation                   |                   |               |              |                  |                    |               |                   |                |                 |                              |                    |                   |
| WILKAT00002P - 22/12/2020 - Tax Free: 99.93%  |                   |               |              |                  |                    |               |                   |                |                 |                              |                    |                   |
|   | 963,011           |               |              | 208,619          | 24,080             |               |                   |                |                 |                              |                    | 1,147,550         |
|   | <b>963,011</b>    |               |              | <b>208,619</b>   | <b>24,080</b>      |               |                   |                |                 |                              |                    | <b>1,147,550</b>  |
|   | <b>16,400,036</b> | <b>27,500</b> |              | <b>3,560,055</b> | <b>79,970</b>      |               | <b>4,125</b>      | <b>187,516</b> |                 |                              |                    | <b>19,715,980</b> |

5000



| Date   | Transaction  | Debit    | Credit              | Balance         |                      |          |                        |
|--------|--|----------|---------------------|-----------------|----------------------|----------|------------------------|
| 24 Jun | Direct Credit 250556 WBC DIVIDEND<br>001277681247                      |          | 40,406.40           | \$766,963.45 CR |                      |          |                        |
| 01 Jul | CREDIT INTEREST EARNED on this account<br>to June 30, 2022 is \$383.55 |          |                     |                 |                      |          |                        |
| 01 Jul | Credit Interest  |          | 128.56              | \$767,092.01 CR |                      |          |                        |
| 01 Jul | Direct Credit 208929 CSR LTD DIVIDEND<br>RCA22/00822414                |          | 10,890.18           | \$777,982.19 CR |                      |          |                        |
| 01 Jul | Direct Credit 397204 ANZ DIVIDEND<br>A073/00517598                     |          | 30,654.00           | \$808,636.19 CR |                      |          |                        |
| 04 Jul | Direct Credit 077669 MQG FNL DIV<br>001277414731                       |          | 18,921.00           | \$827,557.19 CR |                      |          |                        |
| 25 Jul | 2022 CLOSING BALANCE   |          |                     | \$827,557.19 CR |                      |          |                        |
|        | <b>Opening balance</b>   | <b>-</b> | <b>Total debits</b> | <b>+</b>        | <b>Total credits</b> | <b>=</b> | <b>Closing balance</b> |
|        | \$550,405.03 CR  |          | \$376,382.59        |                 | \$653,534.75         |          | \$827,557.19 CR        |

### Your Credit Interest Rate Summary

| Date   | Balance               | Standard<br>Credit<br>Interest<br>Rate (p.a.) |
|--------|-----------------------|---|
| 25 Jul | Less than \$10,000.00 | 0.00%   |
|        | \$10,000.00 and over  | 0.60%   |

Note. Interest rates are effective as at the date shown but are subject to change.

### Important Information:

We try to get things right the first time – but if we don't, we'll do what we can to fix it.  
 You can fix most problems simply by contacting us.  
 Write to: CBA Group Customer Relations, Reply Paid 41, Sydney NSW 2001  
 Tell us online: [commbank.com.au/support/compliments-and-complaints.html](http://commbank.com.au/support/compliments-and-complaints.html)  
 Call: 1800 805 605 (free call)

You can also contact the Australian Financial Complaints Authority, AFCA, an independent external dispute resolution body approved by ASIC - time limits may apply, visit AFCA, [afca.org.au](http://afca.org.au), website for more information.  
 Write to: Australian Financial Complaints Authority, GPO Box 3, Melbourne VIC 3001  
 Email: [info@afca.org.au](mailto:info@afca.org.au)  
 Call: 1800 931 678, free call Monday to Friday 9am– 5pm, AEST





# Your Statement

Statement 15 (Page 1 of 3)

Account Number 06 7167 18852804

Statement Period 26 Jul 2022 - 25 Jan 2023

Closing Balance \$1,490,098.16 CR

Enquiries 13 1998  
 (24 hours a day, 7 days a week)



022

MR ROBERT GUY WILSON  
 PO BOX 283  
 FLINDERS LANE VIC 8009

## Direct Investment Account

If this account has an attached overdraft limit or facility and we send you a statement every 4 or 6 months, we will update your statement preference to every 3 months as part of changes made to the new Banking Code of Practice from 1 July 2019.

The Commonwealth Direct Investment Account is the preferred cash account for SMSF customers. You will receive discounted brokerage when you link your CDIA to a CommSec Trading Account, and enjoy the convenience of managing your investments through NetBank and the CommBank app.

Name: MR ROBERT GUY WILSON + MRS KATHLEEN WILSON  
 ON ITF WILSON SUPER FUND


Note: Have you checked your statement today? It's easy to find out more information about each of your transactions by logging on to the CommBank App or NetBank. Should you have any questions on fees or see an error please contact us on the details above. Cheque proceeds are available when cleared.

The date of transactions shown here may be different on your other transaction lists (for example, the transaction list that appears on the CommBank app).

| Date   | Transaction   | Debit     | Credit    | Balance         |
|--------|---|-----------|-----------|-----------------|
| 26 Jul | 2022 OPENING BALANCE  |           |           | \$827,557.19 CR |
| 01 Aug | Credit Interest   |           | 278.41    | \$827,835.60 CR |
| 10 Aug | 2022 ANZ PAITREO NetBank BPAY 381160<br>161919900015557291 ANZ Rights Offer | 50,000.00 |           | \$777,835.60 CR |
| 11 Aug | 2022 ANZ PAITREO NetBank BPAY 381160<br>161919900015557291 ANZ rights offer | 6,170.80  |           | \$771,664.80 CR |
| 22 Aug | Direct Credit 609883 HDN DST<br>001280278605                                |           | 1,753.58  | \$773,418.38 CR |
| 01 Sep | Credit Interest   |           | 539.59    | \$773,957.97 CR |
| 08 Sep | Accurium Pty Ltd NetBank BPAY 215343<br>124293325 Ref No 124293325          | 132.00    |           | \$773,825.97 CR |
| 15 Sep | Direct Credit 302169 ACL DIV<br>001281305634                                |           | 7,277.50  | \$781,103.47 CR |
| 16 Sep | Direct Credit 407555 OZL DIV<br>001283746583                                |           | 831.20    | \$781,934.67 CR |
| 21 Sep | Direct Credit 629786 TLS FNL DIV<br>001281734551                            |           | 78,200.00 | \$860,134.67 CR |
| 21 Sep | Direct Credit 458106 SANTOS DIVIDEND<br>AUI22/00845627                      |           | 13,258.45 | \$873,393.12 CR |
| 21 Sep | Direct Credit 458106 RIO TINTO LTD<br>AUI22/00110820                        |           | 26,759.24 | \$900,152.36 CR |







| Date   | Transaction   | Debit      | Credit     | Balance           |
|--------|---|------------|------------|-------------------|
| 23 Sep | Direct Credit 458106 BHP GROUP DIV<br>AF386/00239270    |            | 121,669.12 | \$1,021,821.48 CR |
| 29 Sep | Direct Credit 401507 CBA FNL DIV<br>001280710291        |            | 29,330.70  | \$1,051,152.18 CR |
| 29 Sep | Direct Credit 458106 MEDIBANK DIV<br>SEP22/00934269     |            | 1,731.93   | \$1,052,884.11 CR |
| 01 Oct | Credit Interest   |            | 961.42     | \$1,053,845.53 CR |
| 05 Oct | Direct Credit 458106 CSL LTD DIVIDEND<br>AUF22/00934762 |            | 1,661.60   | \$1,055,507.13 CR |
| 05 Oct | Interest<br>Adjustment<br>Value Date: 04/10/2022        |            | 1,113.30   | \$1,056,620.43 CR |
| 06 Oct | Direct Credit 458106 WOODSIDE<br>INT22/00688859         |            | 42,352.37  | \$1,098,972.80 CR |
| 13 Oct | Direct Credit 458106 SOUTH32 DIVIDEND<br>RAU22/00914841 |            | 12,565.50  | \$1,111,538.30 CR |
| 14 Oct | Direct Credit 255730 PEPPER MONEY<br>S00092199088       |            | 864.00     | \$1,112,402.30 CR |
| 19 Oct | Direct Credit 012721 ATO<br>ATO460505056691001          |            | 103.00     | \$1,112,505.30 CR |
| 20 Oct | Direct Credit 012721 ATO<br>ATO007000017027966          |            | 281,255.06 | \$1,393,760.36 CR |
| 23 Oct | Transfer To Eager and Partners<br>NetBank 35727/WILSOSF | 3,795.00   |            | \$1,389,965.36 CR |
| 23 Oct | Transfer To Eager and Partners<br>NetBank 35722/WILSOSF | 440.00     |            | \$1,389,525.36 CR |
| 26 Oct | Direct Credit 458106 LATITUDE GROUP<br>OCT22/00800527   |            | 1,570.00   | \$1,391,095.36 CR |
| 26 Oct | Direct Debit 062934 COMMSEC SECURITI<br>COMMSEC         | 174,487.27 |            | \$1,216,608.09 CR |
| 28 Oct | Direct Credit 339412 Cadence Capital<br>S00092199088    |            | 2,000.00   | \$1,218,608.09 CR |
| 28 Oct | Direct Credit 373474 SEVEN GROUP<br>S00092199088        |            | 4,949.83   | \$1,223,557.92 CR |
| 01 Nov | Credit Interest   |            | 1,719.38   | \$1,225,277.30 CR |
| 08 Nov | Direct Credit 358020 NHC DIVIDEND<br>NOV22/00803014     |            | 123,200.00 | \$1,348,477.30 CR |
| 25 Nov | Direct Credit 609883 HDN DST<br>001286088198            |            | 1,716.36   | \$1,350,193.66 CR |
| 01 Dec | Credit Interest   |            | 2,100.82   | \$1,352,294.48 CR |
| 09 Dec | Direct Credit 208929 CSR LTD DIVIDEND<br>22RCA/00823443 |            | 13,282.67  | \$1,365,577.15 CR |
| 13 Dec | Direct Credit 077669 MQG ITM DIV<br>001285909781        |            | 16,968.00  | \$1,382,545.15 CR |

| Date                   | Transaction  | Debit    | Credit              | Balance           |                      |          |                        |
|------------------------|--|----------|---------------------|-------------------|----------------------|----------|------------------------|
| 15 Dec                 | Direct Credit 397204 ANZ DIVIDEND<br>A074/00517557 |          | 35,184.78           | \$1,417,729.93 CR |                      |          |                        |
| 20 Dec                 | Transfer from xx6638 NetBank<br>R Wilson super con |          | 27,500.00           | \$1,445,229.93 CR |                      |          |                        |
| 20 Dec                 | Direct Credit 250556 WBC DIVIDEND<br>001286234933  |          | 42,393.60           | \$1,487,623.53 CR |                      |          |                        |
| 01 Jan                 | Credit Interest                                    |          | 2,474.63            | \$1,490,098.16 CR |                      |          |                        |
| 25 Jan 2023            | CLOSING BALANCE                                    |          |                     | \$1,490,098.16 CR |                      |          |                        |
| <b>Opening balance</b> |  | <b>-</b> | <b>Total debits</b> | <b>+</b>          | <b>Total credits</b> | <b>=</b> | <b>Closing balance</b> |
| \$827,557.19 CR        |  |          | \$235,025.07        |                   | \$897,566.04         |          | \$1,490,098.16 CR      |

**Your Credit Interest Rate Summary**

| Date   | Balance               | Standard Credit Interest Rate (p.a.) |
|--------|-----------------------|--------------------------------------|
| 25 Jan | Less than \$10,000.00 | 0.00%                                |
|        | \$10,000.00 and over  | 2.10%                                |

Note. Interest rates are effective as at the date shown but are subject to change.

**Important Information:**

We try to get things right the first time – but if we don't, we'll do what we can to fix it.  
 You can fix most problems simply by contacting us.  
 Write to: CBA Group Customer Relations, Reply Paid 41, Sydney NSW 2001  
 Tell us online: [commbank.com.au/support/compliments-and-complaints.html](http://commbank.com.au/support/compliments-and-complaints.html)  
 Call: 1800 805 605 (free call)

You can also contact the Australian Financial Complaints Authority, AFCA, an independent external dispute resolution body approved by ASIC - time limits may apply, visit AFCA, [afca.org.au](http://afca.org.au), website for more information.  
 Write to: Australian Financial Complaints Authority, GPO Box 3, Melbourne VIC 3001  
 Email: [info@afca.org.au](mailto:info@afca.org.au)  
 Call: 1800 931 678, free call Monday to Friday 9am– 5pm, AEST





6040

Statement 16 (Page 1 of 3)

Account Number 06 7167 18852804

Statement Period 26 Jan 2023 - 25 Jul 2023

Closing Balance \$2,243,024.44 CR

Enquiries 13 1998  
 (24 hours a day, 7 days a week)



022

MR ROBERT GUY WILSON  
 PO BOX 283  
 FLINDERS LANE VIC 8009

RANK

## Direct Investment Account

If this account has an attached overdraft limit or facility and we send you a statement every 4 or 6 months, we will update your statement preference to every 3 months as part of changes made to the new Banking Code of Practice from 1 July 2019.

The Commonwealth Direct Investment Account is the preferred cash account for SMSF customers. You will receive discounted brokerage when you link your CDIA to a CommSec Trading Account, and enjoy the convenience of managing your investments through NetBank and the CommBank app.

Name: MR ROBERT GUY WILSON + MRS KATHLEEN WILSON  
 ON ITF WILSON SUPER FUND

Note: Have you checked your statement today? It's easy to find out more information about each of your transactions by logging on to the CommBank App or NetBank. Should you have any questions on fees or see an error please contact us on the details above. Cheque proceeds are available when cleared.


The date of transactions shown here may be different on your other transaction lists (for example, the transaction list that appears on the CommBank app).

| Date   | Transaction   | Debit | Credit    | Balance           |
|--------|---|-------|-----------|-------------------|
| 26 Jan | 2023 OPENING BALANCE                                    |       |           | \$1,490,098.16 CR |
| 01 Feb | Credit Interest   |       | 2,657.68  | \$1,492,755.84 CR |
| 27 Feb | Direct Credit 609883 HDN DST<br>001289738624            |       | 1,716.36  | \$1,494,472.20 CR |
| 01 Mar | Credit Interest   |       | 2,435.65  | \$1,496,907.85 CR |
| 22 Mar | Direct Credit 458106 MEDIBANK DIV<br>MAR23/00932346     |       | 1,494.68  | \$1,498,402.53 CR |
| 29 Mar | Direct Credit 458106 SANTOS DIVIDEND<br>AUS22/00845300  |       | 27,135.36 | \$1,525,537.89 CR |
| 30 Mar | Direct Credit 401507 CBA DIV<br>001291221833            |       | 29,330.70 | \$1,554,868.59 CR |
| 30 Mar | Direct Credit 458106 BHP GROUP DIV<br>AI387/00237236    |       | 65,016.82 | \$1,619,885.41 CR |
| 31 Mar | Direct Credit 629786 TLS ITM DIV<br>001292716517        |       | 78,200.00 | \$1,698,085.41 CR |
| 01 Apr | Credit Interest   |       | 3,007.95  | \$1,701,093.36 CR |
| 05 Apr | Direct Credit 458106 WOODSIDE<br>FIN22/00698067         |       | 57,044.17 | \$1,758,137.53 CR |
| 05 Apr | Direct Credit 458106 CSL LTD DIVIDEND<br>23AUD/00833982 |       | 1,532.28  | \$1,759,669.81 CR |



\*# 547.1933.1.3 ZZ258F3 0303MU.R3.S151.D206.L.V06.00.36

6040  
6



| Date        | Transaction   | Debit     | Credit     | Balance           |
|-------------|---|-----------|------------|-------------------|
| 06 Apr      | Direct Credit 458106 SOUTH32 DIVIDEND<br>A1013/00913051                   |           | 4,400.96   | \$1,764,070.77 CR |
| 14 Apr      | Direct Credit 255730 PEPPER MONEY<br>S00092199088                         |           | 2,040.00   | \$1,766,110.77 CR |
| 20 Apr      | Direct Credit 458106 RIO TINTO LTD<br>AUF22/00109803                      |           | 22,769.41  | \$1,788,880.18 CR |
| 24 Apr      | Direct Credit 458106 LATITUDE GROUP<br>MAR23/00800507                     |           | 800.00     | \$1,789,680.18 CR |
| 26 Apr      | Direct Credit 302169 ACL DIV<br>001295474186                              |           | 3,342.50   | \$1,793,022.68 CR |
| 28 Apr      | Direct Credit 339412 Cadence Capital<br>S00092199088.                     |           | 2,000.00   | \$1,795,022.68 CR |
| 01 May      | Credit Interest   |           | 3,556.14   | \$1,798,578.82 CR |
| 02 May      | Direct Credit 619960 OZL SOA 2023<br>001295648170                         |           | 275,335.00 | \$2,073,913.82 CR |
| 02 May      | Direct Credit 407555 OZL SPL DIV<br>001295560445                          |           | 18,182.50  | \$2,092,096.32 CR |
| 03 May      | Direct Credit 358020 NHC DIVIDEND<br>MAY23/00803486                       |           | 88,000.00  | \$2,180,096.32 CR |
| 05 May      | Direct Credit 373474 SEVEN GROUP<br>S00092199088                          |           | 4,949.83   | \$2,185,046.15 CR |
| 26 May      | Direct Credit 609883 HDN DST<br>001296024628                              |           | 1,716.36   | \$2,186,762.51 CR |
| 01 Jun      | Credit Interest   |           | 4,754.05   | \$2,191,516.56 CR |
| 22 Jun      | Transfer to xx6638 NetBank<br>Pension payment                             | 55,890.00 |            | \$2,135,626.56 CR |
| 22 Jun      | Transfer To Kathleen Therese Wil<br>NetBank Pension payment               | 24,080.00 |            | \$2,111,546.56 CR |
| 27 Jun      | Direct Credit 250556 WBC DIVIDEND<br>001296139153                         |           | 46,368.00  | \$2,157,914.56 CR |
| 01 Jul      | CREDIT INTEREST EARNED on this account<br>to June 30, 2023 is \$24,614.28 |           |            |                   |
| 01 Jul      | Credit Interest   |           | 5,044.61   | \$2,162,959.17 CR |
| 03 Jul      | Direct Credit 208929 CSR LTD DIVIDEND<br>RCA23/00821197                   |           | 16,100.20  | \$2,179,059.37 CR |
| 03 Jul      | Direct Credit 397204 ANZ DIVIDEND<br>A075/00515697                        |           | 38,513.07  | \$2,217,572.44 CR |
| 04 Jul      | Direct Credit 077669 MQG FNL DIV<br>001296777820                          |           | 25,452.00  | \$2,243,024.44 CR |
| 25 Jul 2023 | CLOSING BALANCE   |           |            | \$2,243,024.44 CR |

|                        |   |                     |   |                      |   |                        |
|------------------------|---|---------------------|---|----------------------|---|------------------------|
| <b>Opening balance</b> | - | <b>Total debits</b> | + | <b>Total credits</b> | = | <b>Closing balance</b> |
| \$1,490,098.16 CR      |   | \$79,970.00         |   | \$832,896.28         |   | \$2,243,024.44 CR      |

547.1933.1.3 ZZ256R3 0303MU.R3.S151.D206.LV06.00.36

G/ROG  
HDN

# Wilson Superannuation Fund General Ledger

As at 30 June 2023

| Transaction Date                        | Description  | Units | Debit           | Credit          | Balance \$         |
|---|--|-------|-----------------|-----------------|--------------------|
| <b>Distributions Receivable (61800)</b> |  |       |                 |                 |                    |
| <u>Homeco Daily Needs REIT (HDN.AX)</u> |  |       |                 |                 |                    |
| 01/07/2022                              | Opening Balance  |       |                 |                 | 1,753.58 DR        |
| 22/08/2022                              | 001280278605 HDN DST [Amount Receivable ref 203559728] |       |                 | 1,753.58        | 0.00 DR            |
| 30/06/2023                              | dist rcvbl   |       | 1,716.36        |                 | 1,716.36 DR        |
|   |  |       | <b>1,716.36</b> | <b>1,753.58</b> | <b>1,716.36 DR</b> |

Total Debits: 1,716.36

Total Credits: 1,753.58

77600  
78200

# Portfolio Valuation

CommSec

30 JUNE 2023

SHARES - 2734141 - HIN 27013139

MR ROBERT GUY WILSON + MRS KATHLEEN WILSON <WILSON SUPER FUND A/C>

| Portfolio  | Units                   | Unit Price       | Portfolio Value        | % of Portfolio        |
|--|-------------------------|------------------|------------------------|-----------------------|
| ACL - AU CLINICAL LABS FPO (ORDINARY FULLY PAID)           | 47,750                  | \$3.4400         | \$164,260.00           | 0.84%                 |
| ANZ - ANZ GROUP HOLDINGS FPO (ORDINARY FULLY PAID)         | 47,547                  | \$23.7100        | \$1,127,339.37         | 5.79%                 |
| BHP - BHP GROUP LIMITED FPO (ORDINARY FULLY PAID)          | 47,679                  | \$44.9900        | \$2,145,078.21         | 11.02%                |
| CBA - COMMONWEALTH BANK. FPO (ORDINARY FULLY PAID)         | 13,967                  | \$100.2700       | \$1,400,471.09         | 7.19%                 |
| CDM - CADENCE CAPITAL FPO (ORDINARY FULLY PAID)            | 50,000                  | \$0.7500         | \$37,500.00            | 0.19%                 |
| CSL - CSL LIMITED FPO (ORDINARY FULLY PAID)                | 945                     | \$277.3800       | \$262,124.10           | 1.35%                 |
| CSR - CSR LIMITED FPO (ORDINARY FULLY PAID)                | 80,501                  | \$5.1900         | \$417,800.19           | 2.15%                 |
| HDN - HOMECO DAILY NEEDS UNITS (ORDINARY UNITS FULLY PAID) | <del>78200</del> 82,716 | \$1.1750         | \$97,191.30            | 0.50%                 |
| Lfs - LATITUDE GROUP FPO (ORDINARY FULLY PAID)             | 20,000                  | \$1.2150         | \$24,300.00            | 0.12%                 |
| MPL - MEDIBANK PRIVATE LTD FPO (ORDINARY FULLY PAID)       | 23,725                  | \$3.5200         | \$83,512.00            | 0.43%                 |
| MQG - MACQUARIE GROUP LTD FPO (ORDINARY FULLY PAID)        | 5,656                   | \$177.6200       | \$1,004,618.72         | 5.16%                 |
| NHC - NEW HOPE CORPORATION FPO (ORDINARY FULLY PAID)       | 220,000                 | \$4.8500         | \$1,067,000.00         | 5.48%                 |
| PPM - PEPPERMONEY FPO (ORDINARY FULLY PAID)                | 40,000                  | \$1.4100         | \$56,400.00            | 0.29%                 |
| QAN - QANTAS AIRWAYS FPO (ORDINARY FULLY PAID)             | 108,318                 | \$6.2000         | \$671,571.60           | 3.45%                 |
| RIO - RIO TINTO LIMITED FPO (ORDINARY FULLY PAID)          | 6,974                   | \$114.6900       | \$799,848.06           | 4.11%                 |
| S32 - SOUTH32 LIMITED FPO (ORDINARY FULLY PAID)            | 60,000                  | \$3.7600         | \$225,600.00           | 1.16%                 |
| STO - SANTOS LTD FPO (ORDINARY FULLY PAID)                 | 121,338                 | \$7.5200         | \$912,461.76           | 4.69%                 |
| SWW - SEVEN GROUP HOLDINGS FPO (ORDINARY FULLY PAID)       | 21,521                  | \$24.6500        | \$530,492.65           | 2.73%                 |
| TLS - TELSTRA GROUP FPO (ORDINARY FULLY PAID)              | 920,000                 | \$4.3000         | \$3,956,000.00         | 20.32%                |
| WBC - WESTPAC BANKING CORP FPO (ORDINARY FULLY PAID)       | 66,240                  | \$21.3400        | \$1,413,561.60         | 7.26%                 |
| WDS - WOODSIDE ENERGY FPO (ORDINARY FULLY PAID)            | 26,478                  | \$34.4400        | \$911,902.32           | 4.68%                 |
|  |                         | <b>Sub Total</b> | <b>\$17,309,032.97</b> | <b>88.91%</b>         |
|  |                         | 77600            | \$ 17,211,841.67       |                       |
| <b>Cash Accounts</b>                                       |                         |                  | <b>Portfolio Value</b> | <b>% of Portfolio</b> |
| CDIA - 06716718852804                                      |                         |                  | \$2,157,914.56         | 11.09%                |
|  |                         | <b>TOTAL</b>     | <b>\$19,466,947.53</b> | <b>100.00%</b>        |

77600

78200

# Wilson Superannuation Fund

## General Ledger

As at 30 June 2023

| Transaction Date                          | Description                                | Units             | Debit             | Credit            | Balance \$             |
|---|--|-------------------|-------------------|-------------------|------------------------|
| <b>Shares in Listed Companies (77600)</b> |  |                   |                   |                   |                        |
| <u>Australian Clinical Labs (ACL.AX)</u>  |  |                   |                   |                   |                        |
| 01/07/2022                                | Opening Balance                            | 17,750.00         |                   |                   | 81,472.50 DR           |
| 26/10/2022                                | COMMSEC COMMSEC SECURITI                   | 30,000.00         | 102,111.27        |                   | 183,583.77 DR          |
|   |  | <b>47,750.00</b>  | <b>102,111.27</b> |                   | <b>183,583.77 DR</b>   |
| <u>ANZ Bank (ANZ.AX)</u>                  |  |                   |                   |                   |                        |
| 01/07/2022                                | Opening Balance                            | 44,575.00         |                   |                   | 981,987.25 DR          |
| 24/08/2022                                | anz retail entitlement                     | 2,972.00          | 56,170.80         |                   | 1,038,158.05 DR        |
|   |  | <b>47,547.00</b>  | <b>56,170.80</b>  |                   | <b>1,038,158.05 DR</b> |
| <u>BHP (BHP.AX)</u>                       |  |                   |                   |                   |                        |
| 01/07/2022                                | Opening Balance                            | 47,679.00         |                   |                   | 1,966,758.75 DR        |
|   |  | <b>47,679.00</b>  |                   |                   | <b>1,966,758.75 DR</b> |
| <u>Commonwealth Bank (CBA.AX)</u>         |  |                   |                   |                   |                        |
| 01/07/2022                                | Opening Balance                            | 13,967.00         |                   |                   | 1,262,337.46 DR        |
|   |  | <b>13,967.00</b>  |                   |                   | <b>1,262,337.46 DR</b> |
| <u>Cadence Capital (CDM.AX)</u>           |  |                   |                   |                   |                        |
| 01/07/2022                                | Opening Balance                            | 50,000.00         |                   |                   | 42,250.00 DR           |
|   |  | <b>50,000.00</b>  |                   |                   | <b>42,250.00 DR</b>    |
| <u>CSL (CSL.AX)</u>                       |  |                   |                   |                   |                        |
| 01/07/2022                                | Opening Balance                            | 945.00            |                   |                   | 254,261.70 DR          |
|   |  | <b>945.00</b>     |                   |                   | <b>254,261.70 DR</b>   |
| <u>CSR (CSR.AX)</u>                       |  |                   |                   |                   |                        |
| 01/07/2022                                | Opening Balance                            | 80,501.00         |                   |                   | 326,834.06 DR          |
|   |  | <b>80,501.00</b>  |                   |                   | <b>326,834.06 DR</b>   |
| <u>Latitude (LFS.AX)</u>                  |  |                   |                   |                   |                        |
| 01/07/2022                                | Opening Balance                            | 20,000.00         |                   |                   | 23,800.00 DR           |
|   |  | <b>20,000.00</b>  |                   |                   | <b>23,800.00 DR</b>    |
| <u>Medibank Private (MPL.AX)</u>          |  |                   |                   |                   |                        |
| 01/07/2022                                | Opening Balance                            | 23,725.00         |                   |                   | 77,106.25 DR           |
|   |  | <b>23,725.00</b>  |                   |                   | <b>77,106.25 DR</b>    |
| <u>Macquarie (MQG.AX)</u>                 |  |                   |                   |                   |                        |
| 01/07/2022                                | Opening Balance                            | 5,656.00          |                   |                   | 930,468.56 DR          |
|   |  | <b>5,656.00</b>   |                   |                   | <b>930,468.56 DR</b>   |
| <u>New Hope (NHC.AX)</u>                  |  |                   |                   |                   |                        |
| 01/07/2022                                | Opening Balance                            | 220,000.00        |                   |                   | 761,200.00 DR          |
|   |  | <b>220,000.00</b> |                   |                   | <b>761,200.00 DR</b>   |
| <u>Oz Minerals (OZL.AX)</u>               |  |                   |                   |                   |                        |
| 01/07/2022                                | Opening Balance                            | 10,390.00         |                   |                   | 184,526.40 DR          |
| 02/05/2023                                | 001295648170 OZL SOA 2023                  | (10,390.00)       |                   | 440,688.59        | 256,162.19 CR          |
| 02/05/2023                                | Unrealised Gain writeback as at 02/05/2023 |                   | 256,162.19        |                   | 0.00 DR                |
|   |  | <b>0.00</b>       | <b>256,162.19</b> | <b>440,688.59</b> | <b>0.00 DR</b>         |
| <u>Pepper Money (PPM.AX)</u>              |  |                   |                   |                   |                        |
| 01/07/2022                                | Opening Balance                            | 16,000.00         |                   |                   | 18,880.00 DR           |
| 26/10/2022                                | COMMSEC COMMSEC SECURITI                   | 24,000.00         | 34,515.75         |                   | 53,395.75 DR           |

## Wilson Superannuation Fund

# General Ledger

As at 30 June 2023

| Transaction Date                           | Description              | Units             | Debit             | Credit            | Balance \$             |
|--|--------------------------|-------------------|-------------------|-------------------|------------------------|
|  |                          | <b>40,000.00</b>  | <b>34,515.75</b>  |                   | <b>53,395.75 DR</b>    |
| <u>Qantas (QAN.AX)</u>                     |                          |                   |                   |                   |                        |
| 01/07/2022                                 | Opening Balance          | 108,318.00        |                   |                   | 484,181.46 DR          |
|  |                          | <b>108,318.00</b> |                   |                   | <b>484,181.46 DR</b>   |
| <u>Rio Tinto (RIO.AX)</u>                  |                          |                   |                   |                   |                        |
| 01/07/2022                                 | Opening Balance          | 6,974.00          |                   |                   | 716,229.80 DR          |
|  |                          | <b>6,974.00</b>   |                   |                   | <b>716,229.80 DR</b>   |
| <u>South32 (S32.AX)</u>                    |                          |                   |                   |                   |                        |
| 01/07/2022                                 | Opening Balance          | 50,000.00         |                   |                   | 197,000.00 DR          |
| 26/10/2022                                 | COMMSEC COMMSEC SECURITI | 10,000.00         | 37,841.24         |                   | 234,841.24 DR          |
|  |                          | <b>60,000.00</b>  | <b>37,841.24</b>  |                   | <b>234,841.24 DR</b>   |
| <u>Santos (STO.AX)</u>                     |                          |                   |                   |                   |                        |
| 01/07/2022                                 | Opening Balance          | 121,338.00        |                   |                   | 900,327.96 DR          |
|  |                          | <b>121,338.00</b> |                   |                   | <b>900,327.96 DR</b>   |
| <u>Seven (SVW.AX)</u>                      |                          |                   |                   |                   |                        |
| 01/07/2022                                 | Opening Balance          | 21,521.00         |                   |                   | 357,463.81 DR          |
|  |                          | <b>21,521.00</b>  |                   |                   | <b>357,463.81 DR</b>   |
| <u>Telstra (TLS.AX)</u>                    |                          |                   |                   |                   |                        |
| 01/07/2022                                 | Opening Balance          | 920,000.00        |                   |                   | 3,542,000.00 DR        |
|  |                          | <b>920,000.00</b> |                   |                   | <b>3,542,000.00 DR</b> |
| <u>Westpac Bank (WBC.AX)</u>               |                          |                   |                   |                   |                        |
| 01/07/2022                                 | Opening Balance          | 66,240.00         |                   |                   | 1,291,680.00 DR        |
|  |                          | <b>66,240.00</b>  |                   |                   | <b>1,291,680.00 DR</b> |
| <u>Woodside Energy (WDS.AX)</u>            |                          |                   |                   |                   |                        |
| 01/07/2022                                 | Opening Balance          | 26,478.00         |                   |                   | 843,059.52 DR          |
|  |                          | <b>26,478.00</b>  |                   |                   | <b>843,059.52 DR</b>   |
| <u>Units in Listed Unit Trusts (78200)</u> |                          |                   |                   |                   |                        |
| <u>Homeco Daily Needs REIT (HDN.AX)</u>    |                          |                   |                   |                   |                        |
| 01/07/2022                                 | Opening Balance          | 82,716.00         |                   |                   | 105,876.48 DR          |
|  |                          | <b>82,716.00</b>  |                   |                   | <b>105,876.48 DR</b>   |
| <b>Total Debits:</b>                       |                          |                   | <b>486,801.25</b> |                   |                        |
| <b>Total Credits:</b>                      |                          |                   |                   | <b>440,688.59</b> |                        |






Australia and New Zealand Banking Group Limited  
ABN 11 005 357 522

Update your information:

77600  
ANZ  
1

 Online:  
anz.com/easyupdate

 By Mail:  
Computershare Investor Services Pty Limited  
GPO Box 2975 Melbourne  
Victoria 3001 Australia

**Enquiries:**  
(within Australia) 1800 113 399  
(international) +61 3 9415 4010

**Holder Identification Number (HIN)**

X0027013139

**Important:** You will need to quote this number and name of issuer for all future dealings in these securities. Keep it safe and confidential.

Tax File Number/ABN: TFN quoted  
Page Number: 1 of 1

022319 022 ANZ



MR ROBERT GUY WILSON &  
MRS KATHLEEN WILSON  
<WILSON SUPER FUND A/C>  
PO BOX 283  
FLINDERS LANE VIC 8009

Incorporated in Victoria

ASX Code: ANZ

Security class: ORDINARY SHARES

## CHES Allotment Confirmation Notice as at 24 August 2022

**THIS ADVICE CONFIRMS THE ALLOTMENT OF 2,972  
ORDINARY SHARES IN AUSTRALIA AND NEW  
ZEALAND BANKING GROUP LIMITED ON 24 AUGUST  
2022 TO THE ABOVE NAMED PURSUANT TO THE  
RETAIL ENTITLEMENT OFFER.**

IF THE DETAILS ABOVE ARE INCORRECT, PLEASE ADVISE THIS OFFICE IMMEDIATELY

# Entitlement and Acceptance Form

X 0027013139

JNT

47600  
ANZ 2

## STEP 1

### Registration Name & Offer Details

**Registration Name:** MR ROBERT GUY WILSON &  
MRS KATHLEEN WILSON  
<WILSON SUPER FUND A/C>,  
PO BOX 283  
FLINDERS LANE VIC 8009

For your security keep your SRN/HIN confidential.

Entitlement No: 01555729

**Offer Details:** Existing Shares entitled to participate as at  
7:00pm (Melbourne time) on Thursday, 21 July 2022:

44,575

Entitlement to New Shares on a 1 for 15 basis (rounded up to  
the nearest whole share):

2,972

Amount payable on full acceptance  
at A\$18.90 per New Share:

\$56,170.80

## STEP 2

### Make Your Payment by 5.00pm (Melbourne time) on Monday, 15 August 2022

To avoid postal delay make your payment via **BPAY**® either online or by phone with your bank using the payment details below.

#### BPAY



Billers Code: 381160  
Ref No: 1619 1990 0015 5572 91

#### Cheque, bank draft or money order



Make your cheque, bank draft or money order payable to "Australia and New Zealand Banking Group Limited" and cross "Not Negotiable".

Return your payment with the below payment slip to:

**Computershare Investor Services Pty Limited**  
GPO BOX 505 Melbourne Victoria 3001 Australia

Contact your financial institution to make your payment from your cheque or savings account.

#### Lodgement of Application

Nelther Computershare Investor Services Pty Limited (CIS) nor ANZ accepts any responsibility for loss incurred through incorrectly completed BPAY payments. If your payment is being made by BPAY, you do not need to return the payment slip below. Your payment must be received by no later than 5:00pm (Melbourne time) on Monday, 15 August 2022. You should be aware that your own financial institution may implement earlier cut off times with regards to electronic payment, and you should therefore take this into consideration when making payment. It is your responsibility to ensure that funds submitted through BPAY are received by this time. If you are paying by cheque, bank draft or money order, the payment slip below with cheque, bank draft or money order attached must be received by CIS by no later than 5:00pm (Melbourne time) on Monday, 15 August 2022. You should allow sufficient time for this to occur. Nelther CIS nor ANZ accepts any responsibility if you lodge the payment slip below at any other address or by any other means.

#### Important Information

The Retail Entitlement Offer to which this Entitlement and Acceptance Form relates is not being made to investors located or resident outside of Australia and New Zealand. In particular the Retail Entitlement Offer is not being made to any person in the United States or acting for the account or benefit of persons in the United States (to the extent such persons are acting for the account or benefit of persons in the United States). Neither the Retail Entitlements nor the New Shares have been, or will be, registered under the U.S. Securities Act of 1933, as amended (U.S. Securities Act) or under the securities laws of any state or other jurisdiction of the United States. Accordingly, the Retail Entitlements may only be purchased, traded, taken up or exercised by, and the New Shares may only be offered or sold to, persons that are not in the United States and are not acting for the account or benefit of a person in the United States (to the extent such persons are acting for the account or benefit of persons in the United States), in each case in "offshore transactions" (as defined in Rule 902(h) under the U.S. Securities Act) in reliance on Regulation S under the U.S. Securities Act.

#### Privacy Notice

The personal information you provide on this form is collected by CIS, as registrar for ANZ, for the purpose of maintaining registers of shareholders, facilitating dividend payments and other corporate actions and communications. In addition, ANZ may authorise CIS on its behalf to send you marketing material or include such material in a corporate communication. You may elect not to receive marketing material by contacting CIS using the details provided above or emailing [privacy@computershare.com.au](mailto:privacy@computershare.com.au). CIS may be required to collect your personal information under the Corporations Act 2001 (Cth) and ASX Settlement Operating Rules. CIS may disclose your personal information to its related bodies corporate and to other individuals or companies who assist it in supplying its services or who perform functions on its behalf, to ANZ for whom CIS maintains securities registers or to third parties upon direction by ANZ where related to ANZ's administration of your shareholding, or as otherwise required or authorised by law. Some of these recipients may be located outside Australia, including in the following countries: Canada, India, New Zealand, the Philippines and the United Kingdom. For further details including how to access and correct your personal information, and information on CIS' privacy complaints handling procedure, please contact CIS' Privacy Officer at [privacy@computershare.com.au](mailto:privacy@computershare.com.au) or see CIS' Privacy Policy at [www.computershare.com/au/privacy-policies](http://www.computershare.com/au/privacy-policies).

Detach here

### Australia and New Zealand Banking Group Limited Acceptance Payment Details

Retail Entitlements taken up:



Amount enclosed at A\$18.90  
per New Share:

A\$

Entitlement No: 01555729

**Payment must be received by 5.00pm (Melbourne time) on Monday, 15 August 2022**

MR ROBERT GUY WILSON &  
MRS KATHLEEN WILSON  
<WILSON SUPER FUND A/C>,  
PO BOX 283  
FLINDERS LANE VIC 8009



BPAY is the most efficient and secure form of payment. Your BPAY payment details are shown above.

#### Contact & Cheque Details

**Contact Name** \_\_\_\_\_ **Daytime Telephone** \_\_\_\_\_

| Drawer               | Cheque Number        | BSB Number           | Account Number       | Amount of Cheque         |
|----------------------|----------------------|----------------------|----------------------|--------------------------|
| <input type="text"/> | <input type="text"/> | <input type="text"/> | <input type="text"/> | A\$ <input type="text"/> |

# Transaction Summary

1 JULY 2022 - 30 JUNE 2023

77600  
BUY S.

CommSec

MR ROBERT GUY WILSON + MRS KATHLEEN  
WILSON <WILSON SUPER FUND A/C>

## Total Buys and Sells

## 2022 - 2023 Financial Year

Total Buys (inc. Brokerage + GST)

\$174,487.27

Total Sells (inc. Brokerage + GST)

\$0.00

SHARES - 2734141 - HIN 27013139

### ACL - AU CLINICAL LABS FPO (ORDINARY FULLY PAID)

| Date        | Type | Quantity | Unit Price | Trade Value      | Brokerage+GST   | GST            | CNote     | Total Value         |
|-------------|------|----------|------------|------------------|-----------------|----------------|-----------|---------------------|
| 24-Oct-2022 | Buy  | 30,000   | \$3.4000   | \$102,000.00     | \$122.40        | \$11.13        | 138050865 | \$102,122.40        |
|             |      |          |            | <b>Sub Total</b> | <b>\$122.40</b> | <b>\$11.13</b> |           | <b>\$102,122.40</b> |

### PPM - PEPPERMONEY FPO (ORDINARY FULLY PAID)

| Date        | Type | Quantity | Unit Price | Trade Value      | Brokerage+GST  | GST           | CNote     | Total Value        |
|-------------|------|----------|------------|------------------|----------------|---------------|-----------|--------------------|
| 24-Oct-2022 | Buy  | 24,000   | \$1.4366   | \$34,478.14      | \$41.37        | \$3.76        | 138063939 | \$34,519.51        |
|             |      |          |            | <b>Sub Total</b> | <b>\$41.37</b> | <b>\$3.76</b> |           | <b>\$34,519.51</b> |

### S32 - SOUTH32 LIMITED FPO (ORDINARY FULLY PAID)

| Date        | Type | Quantity | Unit Price | Trade Value      | Brokerage+GST  | GST           | CNote     | Total Value        |
|-------------|------|----------|------------|------------------|----------------|---------------|-----------|--------------------|
| 24-Oct-2022 | Buy  | 10,000   | \$3.7800   | \$37,800.00      | \$45.36        | \$4.12        | 138049797 | \$37,845.36        |
|             |      |          |            | <b>Sub Total</b> | <b>\$45.36</b> | <b>\$4.12</b> |           | <b>\$37,845.36</b> |

**Wilson Superannuation Fund**  
**Realised Capital Gains Report**

For The Period 01 July 2022 - 30 June 2023

| Investment                        | Accounting Treatment   |                        |                  |                   | Tax Treatment     |                          |                    |                   |                   |               |                          |             |                     |
|-----------------------------------|------------------------|------------------------|------------------|-------------------|-------------------|--------------------------|--------------------|-------------------|-------------------|---------------|--------------------------|-------------|---------------------|
|                                   | Purchase Contract Date | Disposal Contract Date | Units            | Cost              | Proceeds          | Accounting Profit/(Loss) | Adjusted Cost Base | Reduced Cost Base | Indexed Cost Base | Indexed Gains | Discounted Gains (Gross) | Other Gains | Capital Loss        |
| <b>Shares in Listed Companies</b> |                        |                        |                  |                   |                   |                          |                    |                   |                   |               |                          |             |                     |
| <b>OZL.AX - Oz Minerals</b>       |                        |                        |                  |                   |                   |                          |                    |                   |                   |               |                          |             |                     |
| 18/12/2008                        | 02/05/2023             |                        | 4,000.15         | 154,241.87        | 106,004.08        | (48,237.79)              | 154,241.87         | 154,241.87        | 0.00              | 0.00          | 0.00                     | 0.00        | (48,237.79)         |
| 18/09/2008                        | 02/05/2023             |                        | 957.94           | 43,720.42         | 25,385.33         | (18,335.09)              | 43,720.42          | 43,720.42         | 0.00              | 0.00          | 0.00                     | 0.00        | (18,335.09)         |
| 10/09/2008                        | 02/05/2023             |                        | 200.01           | 7,754.99          | 5,300.20          | (2,454.79)               | 7,754.99           | 7,754.99          | 0.00              | 0.00          | 0.00                     | 0.00        | (2,454.79)          |
| 29/08/2008                        | 02/05/2023             |                        | 500.02           | 19,313.23         | 13,250.51         | (6,062.72)               | 19,313.23          | 19,313.23         | 0.00              | 0.00          | 0.00                     | 0.00        | (6,062.72)          |
| 28/08/2008                        | 02/05/2023             |                        | 600.02           | 23,175.88         | 15,900.61         | (7,275.27)               | 23,175.88          | 23,175.88         | 0.00              | 0.00          | 0.00                     | 0.00        | (7,275.27)          |
| 06/08/2008                        | 02/05/2023             |                        | 100.00           | 3,903.90          | 2,650.10          | (1,253.80)               | 3,903.90           | 3,903.90          | 0.00              | 0.00          | 0.00                     | 0.00        | (1,253.80)          |
| 05/08/2008                        | 02/05/2023             |                        | 100.00           | 3,904.45          | 2,650.10          | (1,254.35)               | 3,904.45           | 3,904.45          | 0.00              | 0.00          | 0.00                     | 0.00        | (1,254.35)          |
| 24/07/2008                        | 02/05/2023             |                        | 3,931.85         | 184,673.85        | 104,194.06        | (80,479.79)              | 184,673.85         | 184,673.85        | 0.00              | 0.00          | 0.00                     | 0.00        | (80,479.79)         |
|                                   |                        |                        | <b>10,390.00</b> | <b>440,688.59</b> | <b>275,334.99</b> | <b>(165,353.60)</b>      | <b>440,688.59</b>  | <b>440,688.59</b> | <b>0.00</b>       | <b>0.00</b>   | <b>0.00</b>              | <b>0.00</b> | <b>(165,353.60)</b> |
|                                   |                        |                        | <b>10,390.00</b> | <b>440,688.59</b> | <b>275,334.99</b> | <b>(165,353.60)</b>      | <b>440,688.59</b>  | <b>440,688.59</b> | <b>0.00</b>       | <b>0.00</b>   | <b>0.00</b>              | <b>0.00</b> | <b>(165,353.60)</b> |

77600  
 02 L  
 -



**OZ Minerals Limited**  
ABN 40 005 482 824

All Registry communications to:  
Link Market Services Limited  
Locked Bag A14  
Sydney South NSW 1235 Australia  
Telephone: 1300 306 089  
Facsimile: +61 2 9287 0303  
ASX Code: OZL

77600  
OZL  
2

Email: [registrars@linkmarketservices.com.au](mailto:registrars@linkmarketservices.com.au)  
Website: [www.linkmarketservices.com.au](http://www.linkmarketservices.com.au)



022 014223

MR ROBERT GUY WILSON &  
MRS KATHLEEN WILSON  
<WILSON SUPER FUND A/C>  
PO BOX 283  
FLINDERS LANE VIC 8009

Date 2 May 2023  
Scheme Consideration Statement  
Implementation Date: 2 May 2023  
Scheme Record date: 24 April 2023  
Payment date: 2 May 2023  
SRN/HIN: X\*\*\*\*\*3139

Dear Shareholder

### SCHEME CONSIDERATION CONFIRMATION STATEMENT

On 22 December 2022, OZ Minerals Limited (OZ Minerals) announced that it had entered into a Scheme Implementation Deed with BHP Lonsdale Investments Pty Ltd (BHP), a wholly owned subsidiary of BHP Group Limited, under which BHP agreed to acquire all of the shares in OZ Minerals by way of Scheme of Arrangement (Scheme).

The Scheme was approved by OZ Minerals Shareholders on Thursday, 13 April 2023 and the Federal Court of Australia (sitting in Melbourne) at the Second Court Hearing on Monday, 17 April 2023. The Scheme became effective on Tuesday, 18 April 2023.

OZ Minerals Shares registered in your name on Monday, 24 April 2023 (Scheme Record Date) were transferred to BHP on Tuesday, 2 May 2023 (Implementation Date), in accordance with the terms of the Scheme.

Unless otherwise provided, capitalised terms used in this statement have the meaning given to them in the Scheme Booklet (as released by OZ Minerals to the ASX on Friday, 3 March 2023).

The details below relate to the payment of the Scheme Consideration for your OZ Minerals Shares. The Scheme Consideration is A\$26.50 per OZ Minerals Share.

The Scheme Consideration does not include the fully franked dividend amount of A\$1.75 (Special Dividend) which was payable to OZ Minerals Shareholders for each OZ Minerals Share held on Friday, 21 April 2023. If you are eligible, you will receive a separate statement relating to your Special Dividend payment.

The Scheme Consideration to which you are entitled has been direct credited into your bank account as recorded on the OZL Minerals Share Register.

| OZ Minerals Shares held on Scheme Record Date | Scheme Consideration per OZ Minerals Share | OZL Shares held after implementation of the Scheme | Total Scheme Consideration Paid |
|---|--|--|---------------------------------|
| 10,390  | A\$26.50                                   | 0  | A\$275,335.00                   |

#### BANKING INSTRUCTIONS

Name of bank: COMMONWEALTH BANK OF AUSTRALIA  
1 HARBOUR ST SHOP C4 DARLING W  
SYDNEY NSW 2000  
Account Name: ROBERT GUY WILSON & KATHLEEN WILSON  
BSB: 067-167  
Account No: \*\*\*\*2804

**Personal Information Collection Notification Statement:** Link Group advises that personal information it holds about you (including your name, address, date of birth and details of the financial assets) is collected by Link Group organisations to administer your investment. Personal information is held on the public register in accordance with Chapter 2C of the *Corporations Act 2001 (Cth)*. Some or all of your personal information may be disclosed to contracted third parties, or related Link Group companies in Australia and overseas. Your information may also be disclosed to Australian government agencies, law enforcement agencies and regulators, or as required under other Australian law, contract, and court or tribunal order. For further details about our personal information handling practices, including how you may access and correct your personal information and raise privacy concerns, visit our website at [www.linkmarketservices.com.au](http://www.linkmarketservices.com.au) for a copy of the Link Group condensed privacy statement, or contact us by phone on +61 1800 502 355 (free call within Australia) 9am-5pm (Sydney time) Monday to Friday (excluding public holidays) to request a copy of our complete privacy policy.

Please retain this statement for taxation purposes as a charge may be levied for replacement

|                    | GROSS          | GST          | NET            |    |                |
|--------------------|----------------|--------------|----------------|----|----------------|
| Income             |                |              |                |    |                |
| Options rebate     |                | -            | -              | 1A | -              |
| Expenditure        |                |              |                |    |                |
| Accounting         | 3795           | 0            | 3795           |    |                |
| Actuarial          | 132            | 9            | 123            |    |                |
| Audit              | 440            | 0            | 440            |    |                |
| Broker Fees        |                |              |                |    |                |
| Share Buys & Sells | 209.11         | 19.01        | 190.10         |    |                |
| Options            | 0              | 0.00         | 0.00           |    |                |
|                    | <u>4576.11</u> | <u>28.01</u> | <u>4548.10</u> | 1B | <u>28.01</u>   |
|                    |                |              |                |    | <u>(28.01)</u> |

# Wilson Superannuation Fund Dividend Reconciliation Report

For The Period 01 July 2022 - 30 June 2023

| Date  | Net Payment Received | Australian Income |              |                  | Foreign Income |                 |            | Withheld     |              |               |
|-------|----------------------|-------------------|--------------|------------------|----------------|-----------------|------------|--------------|--------------|---------------|
|       |                      | Unfranked         | Franked      | Franking Credits | Foreign Income | Foreign Credits | NZ Credits | TFN Withheld | Non-Resident | LIC Deduction |
| TOTAL | 1,089,122.88         | 64,954.93         | 1,024,167.95 | 438,929.17       |                |                 |            |              |              |               |

## Tax Return Reconciliation

|                   | Totals       | Tax Return Label |
|-------------------|--------------|------------------|
| Unfranked         | 64,954.93    | J                |
| Franked Dividends | 1,024,167.95 | K                |
| Franking Credits  | 438,929.17   | L                |



Australian Government  
Australian Taxation Office

**Agent** EAGER & PARTNERS  
**Client** WILSON SUPERANNUATION  
FUND  
**ABN** 46 050 505 669

## Accounts summary

---

| <b>Account</b>                                    | <b>Payment reference number</b> | <b>Overdue</b> | <b>Balance</b> |
|---|---------------------------------|----------------|----------------|
| Income tax 551 WILSON SUPERANNUATION FUND         | 551007729664672821              |                | \$0.00         |
| Activity statement 001 WILSON SUPERANNUATION FUND | 001460505056693760              |                | \$0.00         |





## Income tax 551

---

|                       |                |
|-----------------------|----------------|
| <b>Date generated</b> | 23 August 2023 |
| <b>Overdue</b>        | \$0.00         |
| <b>Not yet due</b>    | \$0.00         |
| <b>Balance</b>        | \$0.00         |

## Transactions

---

2 results found - from 01 July 2022 to 23 August 2023 sorted by processed date ordered oldest to newest

| Processed date | Effective date | Description   | Debit (DR)   | Credit (CR)  | Balance         |
|----------------|----------------|---|--------------|--------------|-----------------|
| 14 Oct 2022    | 14 Oct 2022    | Tax return Self Man Superfund - Income Tax for the period from 01 Jul 21 to 30 Jun 22 |              | \$281,255.06 | \$281,255.06 CR |
| 17 Oct 2022    | 20 Oct 2022    | EFT refund for Income Tax for the period from 01 Jul 21 to 30 Jun 22                  | \$281,255.06 |              | \$0.00          |



## Activity statement 001

---

|                       |                |
|-----------------------|----------------|
| <b>Date generated</b> | 23 August 2023 |
| <b>Overdue</b>        | \$0.00         |
| <b>Not yet due</b>    | \$0.00         |
| <b>Balance</b>        | \$0.00         |

## Transactions

---

2 results found - from 01 July 2022 to 23 August 2023 sorted by processed date ordered oldest to newest

| Processed date | Effective date | Description   | Debit (DR) | Credit (CR) | Balance     |
|----------------|----------------|---|------------|-------------|-------------|
| 14 Oct 2022    | 19 Oct 2022    | EFT refund for GST for the period from 01 Jul 21 to 30 Jun 22     | \$103.00   |             | \$103.00 DR |
| 14 Oct 2022    | 15 May 2023    | Original Activity Statement for the period ending 30 Jun 22 - GST |            | \$103.00    | \$0.00      |

30 August 2023

Reference number: 125217026

The Trustees  
Wilson Superannuation Fund  
c/o Eager and Partners  
74 Main Street  
Bairnsdale VIC 3875

Dear Trustees,

### SECTION 295.390 ACTUARY'S CERTIFICATE OF EXEMPT INCOME

This certificate has been prepared for the Trustees of Wilson Superannuation Fund to certify the exempt income proportion in accordance with section 295.390 of the Income Tax Assessment Act ("ITAA") 1997 for the 2022/23 income year.

I hereby certify that the proportion of the applicable income of Wilson Superannuation Fund ("the Fund") for the year ending 30 June 2023 that should be exempt from income tax is: **19.480%**

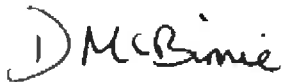
This exempt income proportion does not apply to income earned on segregated current pension assets and segregated non-current assets.

Further details of my calculation and the information on which it is based are contained in the appendices and covering email. These form part of my report and should be read in their entirety.

- Appendix A: Information used to calculate the exempt income proportion
- Appendix B: Fund liabilities
- Appendix C: Exempt current pension income result and adequacy opinion
- Appendix D: Apportioning expenses

I confirm that this actuarial certificate has been prepared in accordance with Professional Standard 406 issued by the Institute of Actuaries of Australia and other relevant professional standards and guidance notes.

Yours sincerely,



**Doug McBirnie**, B.Sc. (Hons), FIAA

Wilson Superannuation Fund

**Exempt Current Pension Income Reconciliation**

For The Period 01 July 2022 - 30 June 2023

|   | Date       | Account Code      | Account Description | Taxable Amount   | Actuary/Pool %  | Exempt Amount   |
|---|------------|-------------------|---------------------|------------------|-----------------|-----------------|
| <b>Segment - 01 July 2022 to 30 June 2023</b> |            |                   |                     |                  |                 |                 |
| <b>Label</b>                                  |            |                   |                     |                  |                 |                 |
|   | 01/07/2022 | 25000/Bank - CBA1 | Bank - CBA          | 128.56           |                 |                 |
|   | 01/08/2022 | 25000/Bank - CBA1 | Bank - CBA          | 278.41           |                 |                 |
|   | 01/09/2022 | 25000/Bank - CBA1 | Bank - CBA          | 539.59           |                 |                 |
|   | 01/10/2022 | 25000/Bank - CBA1 | Bank - CBA          | 961.42           |                 |                 |
|   | 05/10/2022 | 25000/Bank - CBA1 | Bank - CBA          | 1,113.30         |                 |                 |
|   | 01/11/2022 | 25000/Bank - CBA1 | Bank - CBA          | 1,719.38         |                 |                 |
|   | 01/12/2022 | 25000/Bank - CBA1 | Bank - CBA          | 2,100.82         |                 |                 |
|   | 01/01/2023 | 25000/Bank - CBA1 | Bank - CBA          | 2,474.63         |                 |                 |
|   | 01/02/2023 | 25000/Bank - CBA1 | Bank - CBA          | 2,657.68         |                 |                 |
|   | 01/03/2023 | 25000/Bank - CBA1 | Bank - CBA          | 2,435.65         |                 |                 |
|   | 01/04/2023 | 25000/Bank - CBA1 | Bank - CBA          | 3,007.95         |                 |                 |
|   | 01/05/2023 | 25000/Bank - CBA1 | Bank - CBA          | 3,556.14         |                 |                 |
|   | 01/06/2023 | 25000/Bank - CBA1 | Bank - CBA          | 4,754.05         |                 |                 |
|   |            |                   | <b>Total</b>        | <b>25,727.58</b> | <b>19.480 %</b> | <b>5,011.74</b> |
| <b>Label</b>                                  |            |                   |                     |                  |                 |                 |
|   | 04/07/2022 | 23900/MQG.AX      | Macquarie           | 11,352.60        |                 |                 |
|   | 21/09/2022 | 23900/STO.AX      | Santos              | 13,258.45        |                 |                 |
|   | 05/10/2022 | 23900/CSL.AX      | CSL                 | 1,495.44         |                 |                 |
|   | 13/12/2022 | 23900/MQG.AX      | Macquarie           | 10,180.80        |                 |                 |
|   | 29/03/2023 | 23900/STO.AX      | Santos              | 27,135.36        |                 |                 |
|   | 05/04/2023 | 23900/CSL.AX      | CSL                 | 1,532.28         |                 |                 |

Wilson Superannuation Fund

**Exempt Current Pension Income Reconciliation**

For The Period 01 July 2022 - 30 June 2023

|                | Date       | Account Code | Account Description      | Taxable Amount | Actuary/Pool % | Exempt Amount |
|----------------|------------|--------------|--------------------------|----------------|----------------|---------------|
| <u>Label J</u> |            |              | <b>Total</b>             | 64,954.93      | 19.480 %       | 12,653.23     |
|                | 01/07/2022 | 23900/CSR.AX | CSR                      | 10,890.18      |                |               |
|                | 01/07/2022 | 23900/ANZ.AX | ANZ Bank                 | 30,654.00      |                |               |
|                | 04/07/2022 | 23900/MQG.AX | Macquarie                | 7,568.40       |                |               |
|                | 15/09/2022 | 23900/ACL.AX | Australian Clinical Labs | 7,277.50       |                |               |
|                | 16/09/2022 | 23900/OZL.AX | Oz Minerals              | 831.20         |                |               |
|                | 21/09/2022 | 23900/TLS.AX | Telstra                  | 78,200.00      |                |               |
|                | 21/09/2022 | 23900/RIO.AX | Rio Tinto                | 26,759.24      |                |               |
|                | 23/09/2022 | 23900/BHP.AX | BHP                      | 121,669.12     |                |               |
|                | 29/09/2022 | 23900/MPL.AX | Medibank Private         | 1,731.93       |                |               |
|                | 29/09/2022 | 23900/CBA.AX | Commonwealth Bank        | 29,330.70      |                |               |
|                | 05/10/2022 | 23900/CSL.AX | CSL                      | 166.16         |                |               |
|                | 06/10/2022 | 23900/WDS.AX | Woodside Energy          | 42,352.37      |                |               |
|                | 13/10/2022 | 23900/S32.AX | South32                  | 12,565.50      |                |               |
|                | 14/10/2022 | 23900/PPM.AX | Pepper Money             | 864.00         |                |               |
|                | 26/10/2022 | 23900/LFS.AX | Latitude                 | 1,570.00       |                |               |
|                | 28/10/2022 | 23900/SVW.AX | Seven                    | 4,949.83       |                |               |
|                | 28/10/2022 | 23900/CDM.AX | Cadence Capital          | 2,000.00       |                |               |
|                | 08/11/2022 | 23900/NHC.AX | New Hope                 | 123,200.00     |                |               |
|                | 09/12/2022 | 23900/CSR.AX | CSR                      | 13,282.67      |                |               |
|                | 13/12/2022 | 23900/MQG.AX | Macquarie                | 6,787.20       |                |               |

## Wilson Superannuation Fund

**Exempt Current Pension Income Reconciliation**

For The Period 01 July 2022 - 30 June 2023

| LabelK | Date       | Account Code | Account Description      | Taxable Amount      | Actuary/Pool %  | Exempt Amount     |
|--------|------------|--------------|--------------------------|---------------------|-----------------|-------------------|
|        | 15/12/2022 | 23900/ANZ.AX | ANZ Bank                 | 35,184.78           |                 |                   |
|        | 20/12/2022 | 23900/WBC.AX | Westpac Bank             | 42,393.60           |                 |                   |
|        | 22/03/2023 | 23900/MPL.AX | Medibank Private         | 1,494.68            |                 |                   |
|        | 30/03/2023 | 23900/BHP.AX | BHP                      | 65,016.82           |                 |                   |
|        | 30/03/2023 | 23900/CBA.AX | Commonwealth Bank        | 29,330.70           |                 |                   |
|        | 31/03/2023 | 23900/TLS.AX | Telstra                  | 78,200.00           |                 |                   |
|        | 05/04/2023 | 23900/WDS.AX | Woodside Energy          | 57,044.17           |                 |                   |
|        | 06/04/2023 | 23900/S32.AX | South32                  | 4,400.96            |                 |                   |
|        | 14/04/2023 | 23900/PPM.AX | Pepper Money             | 2,040.00            |                 |                   |
|        | 20/04/2023 | 23900/RIO.AX | Rio Tinto                | 22,769.41           |                 |                   |
|        | 24/04/2023 | 23900/LFS.AX | Latitude                 | 800.00              |                 |                   |
|        | 26/04/2023 | 23900/ACL.AX | Australian Clinical Labs | 3,342.50            |                 |                   |
|        | 28/04/2023 | 23900/CDM.AX | Cadence Capital          | 2,000.00            |                 |                   |
|        | 02/05/2023 | 23900/OZL.AX | Oz Minerals              | 18,182.50           |                 |                   |
|        | 03/05/2023 | 23900/NHC.AX | New Hope                 | 88,000.00           |                 |                   |
|        | 05/05/2023 | 23900/SVW.AX | Seven                    | 4,949.83            |                 |                   |
|        | 27/06/2023 | 23900/WBC.AX | Westpac Bank             | 46,368.00           |                 |                   |
|        |            |              | <b>Total</b>             | <b>1,024,167.95</b> | <b>19.480 %</b> | <b>199,507.92</b> |
| LabelL | 01/07/2022 | 23900/CSR.AX | CSR                      | 4,667.22            |                 |                   |
|        | 01/07/2022 | 23900/ANZ.AX | ANZ Bank                 | 13,137.43           |                 |                   |
|        | 04/07/2022 | 23900/MQG.AX | Macquarie                | 3,243.60            |                 |                   |

Wilson Superannuation Fund

**Exempt Current Pension Income Reconciliation**

For The Period 01 July 2022 - 30 June 2023

| Label | Date       | Account Code | Account Description      | Taxable Amount | Actuary/Pool % | Exempt Amount |
|-------|------------|--------------|--------------------------|----------------|----------------|---------------|
|       | 15/09/2022 | 23900/ACL.AX | Australian Clinical Labs | 3,118.93       |                |               |
|       | 16/09/2022 | 23900/OZL.AX | Oz Minerals              | 356.23         |                |               |
|       | 21/09/2022 | 23900/TLS.AX | Telstra                  | 33,514.29      |                |               |
|       | 21/09/2022 | 23900/RIO.AX | Rio Tinto                | 11,468.25      |                |               |
|       | 23/09/2022 | 23900/BHP.AX | BHP                      | 52,143.91      |                |               |
|       | 29/09/2022 | 23900/MPL.AX | Medibank Private         | 742.26         |                |               |
|       | 29/09/2022 | 23900/CBA.AX | Commonwealth Bank        | 12,570.30      |                |               |
|       | 05/10/2022 | 23900/CSL.AX | CSL                      | 71.21          |                |               |
|       | 06/10/2022 | 23900/WDS.AX | Woodside Energy          | 18,151.02      |                |               |
|       | 13/10/2022 | 23900/S32.AX | South32                  | 5,385.21       |                |               |
|       | 14/10/2022 | 23900/PPM.AX | Pepper Money             | 370.29         |                |               |
|       | 26/10/2022 | 23900/LFS.AX | Latitude                 | 672.86         |                |               |
|       | 28/10/2022 | 23900/SVW.AX | Seven                    | 2,121.36       |                |               |
|       | 28/10/2022 | 23900/CDM.AX | Cadence Capital          | 857.14         |                |               |
|       | 08/11/2022 | 23900/NHC.AX | New Hope                 | 52,800.00      |                |               |
|       | 09/12/2022 | 23900/CSR.AX | CSR                      | 5,692.57       |                |               |
|       | 13/12/2022 | 23900/MQG.AX | Macquarie                | 2,908.80       |                |               |
|       | 15/12/2022 | 23900/ANZ.AX | ANZ Bank                 | 15,079.19      |                |               |
|       | 20/12/2022 | 23900/WBC.AX | Westpac Bank             | 18,168.69      |                |               |
|       | 22/03/2023 | 23900/MPL.AX | Medibank Private         | 640.58         |                |               |
|       | 30/03/2023 | 23900/BHP.AX | BHP                      | 27,864.35      |                |               |
|       | 30/03/2023 | 23900/CBA.AX | Commonwealth Bank        | 12,570.30      |                |               |
|       | 31/03/2023 | 23900/TLS.AX | Telstra                  | 33,514.29      |                |               |

Wilson Superannuation Fund  
**Exempt Current Pension Income Reconciliation**

For The Period 01 July 2022 - 30 June 2023

| Label L | Date       | Account Code | Account Description                | Taxable Amount | Actuary/Pool % | Exempt Amount |
|---------|------------|--------------|------------------------------------|----------------|----------------|---------------|
|         | 05/04/2023 | 23900/WDS.AX | Woodside Energy                    | 24,447.50      |                |               |
|         | 06/04/2023 | 23900/S32.AX | South32                            | 1,886.13       |                |               |
|         | 14/04/2023 | 23900/PPM.AX | Pepper Money                       | 874.29         |                |               |
|         | 20/04/2023 | 23900/RIO.AX | Rio Tinto                          | 9,758.32       |                |               |
|         | 24/04/2023 | 23900/LFS.AX | Latitude                           | 342.86         |                |               |
|         | 26/04/2023 | 23900/ACL.AX | Australian Clinical Labs           | 1,432.50       |                |               |
|         | 28/04/2023 | 23900/CDM.AX | Cadence Capital                    | 857.14         |                |               |
|         | 02/05/2023 | 23900/OZL.AX | Oz Minerals                        | 7,792.50       |                |               |
|         | 03/05/2023 | 23900/NHC.AX | New Hope                           | 37,714.29      |                |               |
|         | 05/05/2023 | 23900/SVW.AX | Seven                              | 2,121.36       |                |               |
|         | 27/06/2023 | 23900/WBC.AX | Westpac Bank                       | 19,872.00      |                |               |
|         |            |              | <b>Total</b>                       | 438,929.17     | 19.480 %       | 85,503.41     |
| Label M |            |              |                                    |                |                |               |
|         | 30/06/2023 | 23800/HDN.AX | Homeco Daily Needs REIT            | 3,458.90       |                |               |
|         |            |              | <b>Total</b>                       | 3,458.90       | 19.480 %       | 673.80        |
|         |            |              | <b>Total Segment ECPI *</b>        |                |                | 303,350.10    |
|         |            |              | <b>SMSF Annual Return Rounding</b> |                |                | 3.10          |
|         |            |              | <b>Total ECPI</b>                  |                |                | 303,347.00    |

\* Total Segment ECPI does not include ECPI amounts from Label A. The total ECPI from Label A is shown separately at the start of the report.



Wilson Superannuation Fund

**Pension Non Deductible Expense Report**

For The Period 01 July 2022 - 30 June 2023

| Label H                                | Date       | Account Code | Account Description    | Amount                        | Expense % | Deductible | Non Deductible |
|--|------------|--------------|------------------------|-------------------------------|-----------|------------|----------------|
| Segment - 01 July 2022 to 30 June 2023 |            |              |                        |                               |           |            |                |
|  | 23/10/2022 | 30700        | Auditor's Remuneration | 440.00                        |           |            |                |
|  |            |              | <b>Total</b>           | 440.00                        | 19.142 %  | 355.78     | 84.22          |
|  |            |              |                        |                               |           |            |                |
| <b>Label J</b>                         |            |              |                        |                               |           |            |                |
|  | 23/10/2022 | 30100        | Accountancy Fees       | 3,795.00                      |           |            |                |
|  | 08/09/2022 | 30200        | Administration Costs   | 123.00                        |           |            |                |
|  |            |              | <b>Total</b>           | 3,918.00                      | 19.142 %  | 3,168.02   | 749.98         |
|  |            |              |                        |                               |           |            |                |
|  | 20/10/2022 | 30400        | ATO Supervisory Levy   | 259.00                        |           |            |                |
|  |            |              | <b>Total</b>           | 259.00                        | 0.000 %   | 259.00     | 0.00           |
|  |            |              |                        | <b>Label Total</b>            |           |            |                |
|  |            |              |                        | <b>3,427.02</b>               |           |            |                |
|  |            |              |                        | <b>Total Segment Expenses</b> |           |            |                |
|  |            |              |                        | <b>3,782.80</b>               |           |            |                |
|  |            |              |                        | <b>Total Expenses *</b>       |           |            |                |
|  |            |              |                        | <b>3,782.80</b>               |           |            |                |

\* General expense percentage - 19.142 %

\* Investment expense percentage - 19.480 %