

PJM Meyer SMSF
 Summary of Managed Funds
 2021 year

SF Code Name	Cash Distribution	Imputation Credits	Foreign Income	Foreign Tax Credits	Tax Free	Deferred Tax	Indexed Capital Gain	Discounted Capital Gain	Other Capital Gain	Grossed up Distribution of ITR	Taxable distribution per label M
747/001 Infocus	6158.31	66.74	452.63	77.06	20.06	542.68	4397.22	4397.22	20.3	6302.11	792.16
	6158.31	66.74	452.63	77.06	20.06	542.68	4397.22	4397.22	20.3	6302.11	792.16

1-14

↑ ↗

#1.38

Tax summary

01 Jul 2020 to 30 Jun 2021

SMA

Assessable income

Australian income		
Interest	Interest	3.43
	Interest exempt from NRWT	-
	Total interest	3.43
Dividends	Unfranked	0.45
	Unfranked CFI	4.28
	Total unfranked	4.73
	Franked	26.76
	Franking credits	11.46
	Total dividends	42.95
Trust income	Franked distributions	28.64
	Franking credits	55.28
	Gross franked distributions	83.92
	Other trust income ^(a)	2,750.96
	Total trust income	2,834.88
	Total Australian income	2,881.26
Foreign income		
Other	Other foreign source income	529.69
	Total other	529.69
Total foreign income		529.69
Net capital gain ^(b)		1,865.11
Total assessable income		5,276.06

(a) Share of net income from trusts (excluding gross franked distributions, foreign income, capital gains, and non-assessable amounts). For more details, refer to the 'Trust income' section of the **Income transactions** report.

(b) For more details, refer to the 'Summary of CGT gains/losses' section of the **Realised CGT** report.

Deductions

Investment expenses	Portfolio management fees	-262.31
Total deductions		-262.31

Tax summary

01 Jul 2020 to 30 Jun 2021

SMA

Tax offsets, credits and NCMi

Franking credits			
Dividends	Franking credits	11.46	
	Less franking credits denied	-	
		11.46	
Trust income	Franking credits	55.28	
	Less franking credits denied	-	
		55.28	
Total franking credits		66.74	
Foreign tax (a)			
Trust income	Other	77.06	
		77.06	
Total foreign tax		77.06	
NCMI (b)			
NPP - Non-concessional MIT income		0.13	
NPP - Excluded from NCMi		-	
Capital gains - Non-concessional MIT income		-	
Capital gains - Excluded from NCMi		-	

(a) Foreign tax withheld from or paid in respect of foreign-source income that was derived during the income year. While foreign tax withheld or paid may be taken into account when calculating any entitlement to a foreign income tax offset (FITO), it does not necessarily equate to the FITO entitlement.

(b) NCMi amounts reported are based on information made available and provided by managed investment trusts.

Income by ex-date

01 Jul 2020 to 30 Jun 2021

SMA

Income transactions

Asset	Ex date	Payment date	Total income \$	DRP \$	Cash \$	Receivable \$	WHT \$	Foreign tax paid \$	Franking credits \$
Included assets									
Dividends									
APX	1/03/2021	19/03/2021	0.28	-	0.28	-	-	-	0.06
BHP	4/03/2021	23/03/2021	3.93	-	3.93	-	-	-	1.68
BXB	10/03/2021	8/04/2021	3.01	-	3.01	-	-	-	0.39
CAR	23/03/2021	21/04/2021	1.00	-	1.00	-	-	-	0.43
CBA	16/02/2021	30/03/2021	1.50	-	1.50	-	-	-	0.64
IAG	16/02/2021	30/03/2021	2.17	-	2.17	-	-	-	-
ILU	9/03/2021	8/04/2021	0.38	-	0.38	-	-	-	0.16
LNK	3/03/2021	9/04/2021	0.77	-	0.77	-	-	-	0.20
MPL	3/03/2021	25/03/2021	3.60	-	3.60	-	-	-	1.54
NCM	18/02/2021	25/03/2021	1.35	-	1.35	-	-	-	0.58
TLS	24/02/2021	26/03/2021	2.64	-	2.64	-	-	-	1.13
WBC	13/05/2021	25/06/2021	6.38	-	6.38	-	-	-	2.73
WBC	11/11/2020	18/12/2020	3.41	-	3.41	-	-	-	1.46
WPL	25/02/2021	24/03/2021	1.07	-	1.07	-	-	-	0.46
Dividends totals			31.49	-	31.49	-	-	-	11.46
Foreign dividends									
AMC	25/05/2021	15/06/2021	1.51	-	1.51	-	-	-	-
AMC	23/02/2021	16/03/2021	1.52	-	1.52	-	-	-	-
AMC	23/11/2020	15/12/2020	1.66	-	1.66	-	-	-	-
OSH	2/03/2021	25/03/2021	0.23	-	0.23	-	-	-	-
Foreign dividends totals			4.92	-	4.92	-	-	-	-
Distributions									
BILL	4/06/2021	17/06/2021	0.01	-	0.01	-	-	-	-
BILL	5/05/2021	17/05/2021	0.01	-	0.01	-	-	-	-
BILL	7/04/2021	19/04/2021	0.01	-	0.01	-	-	-	-
BILL	8/03/2021	18/03/2021	0.01	-	0.01	-	-	-	-

Income by ex-date

01 Jul 2020 to 30 Jun 2021

SMA

Income transactions continued

Asset	Ex date	Payment date	Total income \$	DRP \$	Cash \$	Receivable \$	WHT \$	Foreign tax paid \$	Franking credits \$
Included assets									
Distributions									
BILL	8/02/2021	18/02/2021	0.01	-	0.01	-	-	-	-
BILL	6/01/2021	18/01/2021	0.05	-	0.05	-	-	-	-
BILL	8/12/2020	18/12/2020	0.06	-	0.06	-	-	-	-
BILL	9/11/2020	19/11/2020	0.10	-	0.10	-	-	-	-
CSA0131AU	30/06/2021	19/07/2021	1,168.47	-	-	1,158.53	-	9.94	51.34
CSA0131AU	31/12/2020	15/01/2021	25.70	-	25.48	-	-	0.22	1.13
ETL0016AU	30/06/2021	8/07/2021	0.63	-	-	0.63	-	-	-
ETL0016AU	31/12/2020	8/01/2021	12.85	-	12.85	-	-	-	-
F100	4/01/2021	19/01/2021	9.47	-	9.40	-	-	0.07	-
FUEL	4/01/2021	19/01/2021	24.94	-	22.67	-	-	2.27	-
GPT	18/02/2021	26/02/2021	3.30	-	3.30	-	-	-	-
IAF	7/04/2021	19/04/2021	1.69	-	1.69	-	-	-	-
IAF	6/01/2021	18/01/2021	1.81	-	1.81	-	-	-	-
IEM	22/12/2020	6/01/2021	1.29	-	1.13	-	-	0.16	-
IEU	22/12/2020	6/01/2021	3.97	-	3.38	-	-	0.59	-
IJP	22/12/2020	6/01/2021	3.54	-	3.03	-	-	0.51	-
INT0002AU	30/06/2021	15/07/2021	2.23	-	-	2.15	-	0.08	2.81
INT0016AU	30/06/2021	15/07/2021	258.74	-	-	254.93	-	3.81	-
INT0017AU	30/06/2021	15/07/2021	46.72	-	-	45.34	-	1.38	-
INT0017AU	31/12/2020	14/01/2021	2.09	-	2.03	-	-	0.06	-
INT0082AU	30/06/2021	15/07/2021	8.13	-	-	8.10	-	0.03	-
MGE0007AU	30/06/2021	27/07/2021	211.50	-	-	200.81	-	10.69	-
MGE0007AU	31/12/2020	20/01/2021	173.07	-	164.32	-	-	8.75	-
MIA0001AU	30/06/2021	19/07/2021	1,474.10	-	-	1,446.54	-	27.56	-

Income by ex-date

01 Jul 2020 to 30 Jun 2021

SMA

Income transactions continued

Asset	Ex date	Payment date	Total income \$	DRP \$	Cash \$	Receivable \$	WHT \$	Foreign tax paid \$	Franking credits \$
Included assets									
Distributions									
QPON	1/06/2021	17/06/2021	0.33	-	0.33	-	-	-	-
QPON	3/05/2021	18/05/2021	0.33	-	0.33	-	-	-	-
QPON	1/04/2021	20/04/2021	0.23	-	0.23	-	-	-	-
QPON	1/03/2021	16/03/2021	0.21	-	0.21	-	-	-	-
QPON	1/02/2021	16/02/2021	0.19	-	0.19	-	-	-	-
QPON	4/01/2021	19/01/2021	0.21	-	0.21	-	-	-	-
QPON	1/12/2020	16/12/2020	0.09	-	0.09	-	-	-	-
QPON	2/11/2020	17/11/2020	0.10	-	0.10	-	-	-	-
SCG	12/02/2021	26/02/2021	1.86	-	1.86	-	-	-	-
SCG	12/02/2021	26/02/2021	1.08	-	1.08	-	-	-	-
VAN0111AU	30/06/2021	12/07/2021	803.35	-	-	803.35	-	-	-
VAN0111AU	31/03/2021	16/04/2021	790.24	-	790.24	-	-	-	-
VAN0111AU	31/12/2020	13/01/2021	356.02	-	356.02	-	-	-	-
VEQ	1/04/2021	20/04/2021	0.82	-	0.71	-	-	0.11	-
VEQ	4/01/2021	19/01/2021	0.95	-	0.79	-	-	0.16	-
VGE	1/04/2021	20/04/2021	0.38	-	0.32	-	-	0.06	-
VGE	4/01/2021	19/01/2021	1.73	-	1.45	-	-	0.28	-

Income by ex-date

01 Jul 2020 to 30 Jun 2021

SMA

Income transactions continued

Asset	Ex date	Payment date	Total income \$	DRP \$	Cash \$	Receivable \$	WHT \$	Foreign tax paid \$	Franking credits \$
Included assets									
Distributions									
Distributions totals			5,392.62	-	1,405.51	3,920.38	-	66.73	55.28
Interest from cash									
AUDCASH MAIN CASH ACCOUNT	1/06/2021	1/06/2021	0.40	-	0.40	-	-	-	-
AUDCASH MAIN CASH ACCOUNT	3/05/2021	3/05/2021	0.43	-	0.43	-	-	-	-
AUDCASH MAIN CASH ACCOUNT	1/04/2021	1/04/2021	0.43	-	0.43	-	-	-	-
AUDCASH MAIN CASH ACCOUNT	1/03/2021	1/03/2021	0.34	-	0.34	-	-	-	-
AUDCASH MAIN CASH ACCOUNT	1/02/2021	1/02/2021	0.27	-	0.27	-	-	-	-
AUDCASH MAIN CASH ACCOUNT	1/01/2021	1/01/2021	0.31	-	0.31	-	-	-	-
AUDCASH MAIN CASH ACCOUNT	1/12/2020	1/12/2020	0.31	-	0.31	-	-	-	-
AUDCASH MAIN CASH ACCOUNT	2/11/2020	2/11/2020	0.94	-	0.94	-	-	-	-
Interest from cash totals			3.43	-	3.43	-	-	-	-
Totals for included assets			5,432.46	-	1,445.35	3,920.38	-	66.73	66.74
Totals for all assets			5,432.46	-	1,445.35	3,920.38	-	66.73	66.74

Taxation income

01 Jul 2020 to 30 Jun 2021

SMA

Income transactions ^(a)

Asset	Tax date	Interest	Unfranked	Franked	Franking credits entitlement	Other Aust	Gross foreign	Trust cap gains	Non-assess	Gross excl franking credits	Aust taxes withheld	Foreign taxes withheld	Assess non-receiv	Cash	DRP	To be received
		\$	\$	\$	\$	\$	\$	\$	\$	\$	\$	\$	\$	\$	\$	\$
Dividends																
APPEN LIMITED FPO																
APX	19/03/2021	-	0.14	0.14	0.06	-	-	-	-	0.28	-	-	-	0.28	-	-
APX totals		-	0.14	0.14	0.06	-	-	-	-	0.28	-	-	-	0.28	-	-
BHP GROUP LIMITED FPO																
BHP	23/03/2021	-	-	3.93	1.68	-	-	-	-	3.93	-	-	-	3.93	-	-
BHP totals		-	-	3.93	1.68	-	-	-	-	3.93	-	-	-	3.93	-	-
BRAMBLES LIMITED FPO																
BXB	08/04/2021	-	2.11	0.90	0.39	-	-	-	-	3.01	-	-	-	3.01	-	-
BXB totals		-	2.11	0.90	0.39	-	-	-	-	3.01	-	-	-	3.01	-	-
CARSALES.COM LIMITED FPO																
CAR	21/04/2021	-	-	1.00	0.43	-	-	-	-	1.00	-	-	-	1.00	-	-
CAR totals		-	-	1.00	0.43	-	-	-	-	1.00	-	-	-	1.00	-	-
COMMONWEALTH BANK OF AUSTRALIA FPO																
CBA	30/03/2021	-	-	1.50	0.64	-	-	-	-	1.50	-	-	-	1.50	-	-
CBA totals		-	-	1.50	0.64	-	-	-	-	1.50	-	-	-	1.50	-	-
INSURANCE AUSTRALIA GROUP LIMITED FPO																
IAG	30/03/2021	-	2.17	-	-	-	-	-	-	2.17	-	-	-	2.17	-	-
IAG totals		-	2.17	-	-	-	-	-	-	2.17	-	-	-	2.17	-	-
ILUKA RESOURCES LIMITED FPO																
ILU	08/04/2021	-	-	0.38	0.16	-	-	-	-	0.38	-	-	-	0.38	-	-
ILU totals		-	-	0.38	0.16	-	-	-	-	0.38	-	-	-	0.38	-	-
LINK ADMINISTRATION HOLDINGS LIMITED FPO																
LNK	09/04/2021	-	0.31	0.46	0.20	-	-	-	-	0.77	-	-	-	0.77	-	-
LNK totals		-	0.31	0.46	0.20	-	-	-	-	0.77	-	-	-	0.77	-	-
MEDIBANK PRIVATE LIMITED FPO																
MPL	25/03/2021	-	-	3.60	1.54	-	-	-	-	3.60	-	-	-	3.60	-	-

Taxation income

01 Jul 2020 to 30 Jun 2021

SMA

Income transactions^(e) continued

Asset	Tax date	Interest	Unfranked	Franked	Franking credits entitlement	Other Aust	Gross foreign	Trust cap gains	Non-assess	Gross excl franking credits	Aust taxes	Foreign taxes withheld	Assess non-receiv	Cash	DRP	To be received
		\$	\$	\$	\$	\$	\$	\$	\$	\$	\$	\$	\$	\$	\$	\$
Dividends																
MPL totals		-	-	3.60	1.54	-	-	-	-	3.60	-	-	-	3.60	-	-
NEWCREST MINING LIMITED FPO																
NCM	25/03/2021	-	-	1.35	0.58	-	-	-	-	1.35	-	-	-	1.35	-	-
NCM totals		-	-	1.35	0.58	-	-	-	-	1.35	-	-	-	1.35	-	-
TELSTRA CORPORATION LIMITED. FPO																
TLS	26/03/2021	-	-	2.64	1.13	-	-	-	-	2.64	-	-	-	2.64	-	-
TLS totals		-	-	2.64	1.13	-	-	-	-	2.64	-	-	-	2.64	-	-
WESTPAC BANKING CORPORATION FPO																
WBC	18/12/2020	-	-	3.41	1.46	-	-	-	-	3.41	-	-	-	3.41	-	-
	25/06/2021	-	-	6.38	2.73	-	-	-	-	6.38	-	-	-	6.38	-	-
WBC totals		-	-	9.79	4.19	-	-	-	-	9.79	-	-	-	9.79	-	-
WOODSIDE PETROLEUM LTD FPO																
WPL	24/03/2021	-	-	1.07	0.46	-	-	-	-	1.07	-	-	-	1.07	-	-
WPL totals		-	-	1.07	0.46	-	-	-	-	1.07	-	-	-	1.07	-	-
Totals		-	4.73	26.76	11.46	-	-	-	-	31.49	-	-	-	31.49	-	-
Foreign income																
AMCOR PLC CDI 1:1 FOREIGN EXEMPT NYSE																
AMC	15/12/2020	-	-	-	-	-	1.66	-	-	1.66	-	-	-	1.66	-	-
	16/03/2021	-	-	-	-	-	1.52	-	-	1.52	-	-	-	1.52	-	-
	15/06/2021	-	-	-	-	-	1.51	-	-	1.51	-	-	-	1.51	-	-
AMC totals		-	-	-	-	-	4.69	-	-	4.69	-	-	-	4.69	-	-
OIL SEARCH LIMITED 10 TOEA FPO																
OSH	25/03/2021	-	-	-	-	-	0.23	-	-	0.23	-	-	-	0.23	-	-
OSH totals		-	-	-	-	-	0.23	-	-	0.23	-	-	-	0.23	-	-
Totals		-	-	-	-	-	4.92	-	-	4.92	-	-	-	4.92	-	-

Taxation income

01 Jul 2020 to 30 Jun 2021

SMA

Income transactions^(a) continued

Asset	Tax date	Interest	Unfranked	Franked	Franking credits entitlement	Other Aust	Gross foreign	Trust cap gains	Non-assess	Gross excl franking credits	Aust taxes	Foreign taxes withheld	Assess non-receiv	Cash	DRP	To be received
		\$	\$	\$	\$	\$	\$	\$	\$	\$	\$	\$	\$	\$	\$	\$
Trust income																
ISHARES CORE CASH ETF																
BILL	09/11/2020	0.10	-	-	-	-	-	-	-	0.10	-	-	-	0.10	-	-
	08/12/2020	0.06	-	-	-	-	-	-	-	0.06	-	-	-	0.06	-	-
	06/01/2021	0.05	-	-	-	-	-	-	-	0.05	-	-	-	0.05	-	-
	08/02/2021	0.01	-	-	-	-	-	-	-	0.01	-	-	-	0.01	-	-
	08/03/2021	0.01	-	-	-	-	-	-	-	0.01	-	-	-	0.01	-	-
	07/04/2021	0.01	-	-	-	-	-	-	-	0.01	-	-	-	0.01	-	-
	05/05/2021	0.01	-	-	-	-	-	-	-	0.01	-	-	-	0.01	-	-
	04/06/2021	0.01	-	-	-	-	-	-	-	0.01	-	-	-	0.01	-	-
	30/06/2021	0.05	-	-	-	-	-	-	-	0.05	-	-	-	0.01	-	0.05
BILL totals		0.31	-	-	-	-	-	-	-	0.31	-	-	-	0.26	-	0.05
ABERDEEN STD AUSTRALIAN SMALL COM'S FD																
CSA0131AU	31/12/2020	0.01	0.04	0.59	1.13	0.15	0.51	24.05	0.35	25.70	-	0.22	-	25.48	-	-
	30/06/2021	0.52	1.77	26.63	51.34	6.90	23.08	1,093.73	15.84	1,168.47	-	9.94	-	-	-	1,158.53
CSA0131AU totals		0.53	1.81	27.22	52.47	7.05	23.59	1,117.78	16.19	1,194.17	-	10.16	-	25.48	-	1,158.53
PIMCO DIVERSIFIED FIXED INTEREST W																
ETL0016AU	31/12/2020	0.53	-	-	-	-	8.65	-	3.67	12.85	-	-	-	12.85	-	-
	30/06/2021	0.02	-	-	-	-	0.43	-	0.18	0.63	-	-	-	-	-	0.63
ETL0016AU totals		0.55	-	-	-	-	9.08	-	3.85	13.48	-	-	-	12.85	-	0.63
BETASHARES FTSE 100 ETF																
F100	04/01/2021	-	-	-	-	-	9.47	-	-	9.47	-	0.07	-	9.40	-	-
	30/06/2021	-	-	-	-	-	20.27	-	-	20.27	-	0.14	-	-	-	20.13
F100 totals		-	-	-	-	-	29.74	-	-	29.74	-	0.21	-	9.40	-	20.13
BETASHARES GLOBAL ENERGY COMPANIES ETF - CURRENCY HEDGED																
FUEL	04/01/2021	-	-	-	-	-	41.07	-	-	41.07	-	2.27	-	22.67	-	-
	30/06/2021	-	-	-	-	-	112.57	-	-	112.57	-	6.23	-	-	-	62.13
FUEL totals		-	-	-	-	-	153.64	-	-	153.64	-	8.50	-	22.67	-	62.13
GPT GROUP STAPLED SECURITIES FULLY PAID - GPT																

1-10

Taxation income

01 Jul 2020 to 30 Jun 2021

SMA

Income transactions^(a) continued

Asset	Tax date	Interest	Unfranked	Franked	Franking credits entitlement	Other Aust	Gross foreign	Trust cap gains	Non-assess	Gross franking credits	Aust taxes	Foreign taxes withheld	Assess non-receiv	Cash	DRP	To be received
		\$	\$	\$	\$	\$	\$	\$	\$	\$	\$	\$	\$	\$	\$	\$
Trust income																
GPT_GPT	18/02/2021	0.07	-	-	-	1.44	-	3.21	-	4.72	-	-	1.42	3.30	-	-
GPT_GPT totals		0.07	-	-	-	1.44	-	3.21	-	4.72	-	-	1.42	3.30	-	-
ISHARES CORE COMPOSITE BOND ETF																
IAF	06/01/2021	1.71	-	-	-	-	0.10	-	-	1.81	-	-	-	1.81	-	-
	07/04/2021	1.59	-	-	-	-	0.10	-	-	1.69	-	-	-	1.69	-	-
	30/06/2021	3.44	-	-	-	-	0.21	-	-	3.65	-	-	-	-	-	3.65
IAF totals		6.74	-	-	-	-	0.41	-	-	7.15	-	-	-	3.50	-	3.65
ISHARES MSCI EMERGING MARKETS ETF																
IEM	22/12/2020	-	-	-	-	-	1.05	0.24	-	1.29	-	0.16	-	1.13	-	-
	30/06/2021	-	-	-	-	-	0.91	0.22	-	1.13	-	0.14	-	-	-	0.99
IEM totals		-	-	-	-	-	1.96	0.46	-	2.42	-	0.30	-	1.13	-	0.99
ISHARES EUROPE ETF																
IEU	22/12/2020	-	-	-	-	-	3.97	-	-	3.97	-	0.59	-	3.38	-	-
	30/06/2021	-	-	-	-	-	10.38	-	-	10.38	-	1.54	-	-	-	8.84
IEU totals		-	-	-	-	-	14.35	-	-	14.35	-	2.13	-	3.38	-	8.84
ISHARES MSCI JAPAN ETF																
IJP	22/12/2020	-	-	-	-	-	3.38	0.16	-	3.54	-	0.51	-	3.03	-	-
	30/06/2021	-	-	-	-	-	9.73	0.46	-	10.19	-	1.47	-	-	-	8.72
IJP totals		-	-	-	-	-	13.11	0.62	-	13.73	-	1.98	-	3.03	-	8.72
ISHARES MSCI SOUTH KOREA ETF																
IKO	30/06/2021	-	-	-	-	-	1.72	0.40	-	2.12	-	0.25	-	-	-	1.87
IKO totals		-	-	-	-	-	1.72	0.40	-	2.12	-	0.25	-	-	-	1.87
MORNINGSTAR AUSTRALIAN SHARES FUND Z																
INT0002AU	30/06/2021	-	0.18	1.42	2.81	0.16	0.47	-	-	2.23	-	0.08	-	-	-	2.15
INT0002AU totals		-	0.18	1.42	2.81	0.16	0.47	-	-	2.23	-	0.08	-	-	-	2.15
MORNINGSTAR INTERNATIONAL SHARES HDGD Z																
INT0016AU	30/06/2021	-	-	-	-	15.48	37.89	205.37	-	258.74	-	3.81	-	-	-	254.93

Taxation income

01 Jul 2020 to 30 Jun 2021

SMA

Income transactions ^(a) continued

Asset	Tax date	Interest	Unfranked	Franked	Franking credits entitlement	Other Aust	Gross foreign	Trust cap gains	Non-assess	Gross franking credits	Aust taxes	Foreign taxes withheld	Assess non-receiv	Cash	DRP	To be received
		\$	\$	\$	\$	\$	\$	\$	\$	\$	\$	\$	\$	\$	\$	\$
Trust income																
INT0016AU totals		-	-	-	-	15.48	37.89	205.37	-	258.74	-	3.81	-	-	-	254.93
MORNINGSTAR INTERNATIONAL SHARES UNHDG Z																
INT0017AU	31/12/2020	-	-	-	-	-	0.37	1.72	-	2.09	-	0.06	-	2.03	-	-
	30/06/2021	-	-	-	-	0.09	8.33	38.30	-	46.72	-	1.38	-	-	-	45.34
INT0017AU totals		-	-	-	-	0.09	8.70	40.02	-	48.81	-	1.44	-	2.03	-	45.34
MORNINGSTAR INTERNATIONAL BONDS HDGD Z																
INT0082AU	30/06/2021	0.05	-	-	-	5.85	2.23	-	-	8.13	-	0.03	-	-	-	8.10
INT0082AU totals		0.05	-	-	-	5.85	2.23	-	-	8.13	-	0.03	-	-	-	8.10
MAGELLAN GLOBAL (HEDGED)																
MGE0007AU	31/12/2020	0.27	-	-	-	311.41	52.63	25.02	-	389.33	-	8.75	-	164.32	-	-
	30/06/2021	0.32	-	-	-	380.58	64.31	30.58	-	475.79	-	10.69	-	-	-	200.81
MGE0007AU totals		0.59	-	-	-	691.99	116.94	55.60	-	865.12	-	19.44	-	164.32	-	200.81
MFS GLOBAL EQUITY TRUST W																
MIA0001AU	30/06/2021	-	-	-	-	-	104.64	1,369.46	-	1,474.10	-	27.56	-	-	-	1,446.54
MIA0001AU totals		-	-	-	-	-	104.64	1,369.46	-	1,474.10	-	27.56	-	-	-	1,446.54
MORNINGSTAR INTERNATIONAL SHARES ACTIVE ETF (MANAGED FUND)																
MSTR	30/06/2021	-	62.89	-	-	-	-	-	-	62.89	-	-	-	-	-	62.89
MSTR totals		-	62.89	-	-	-	-	-	-	62.89	-	-	-	-	-	62.89
BETASHARES AUSTRALIAN BANK SENIOR FLOATING RATE BOND ETF																
QPON	02/11/2020	0.09	-	-	-	0.01	-	-	-	0.10	-	-	-	0.10	-	-
	01/12/2020	0.08	-	-	-	0.01	-	-	-	0.09	-	-	-	0.09	-	-
	04/01/2021	0.18	-	-	-	0.03	-	-	-	0.21	-	-	-	0.21	-	-
	01/02/2021	0.17	-	-	-	0.02	-	-	-	0.19	-	-	-	0.19	-	-
	01/03/2021	0.18	-	-	-	0.03	-	-	-	0.21	-	-	-	0.21	-	-
	01/04/2021	0.20	-	-	-	0.03	-	-	-	0.23	-	-	-	0.23	-	-
	03/05/2021	0.29	-	-	-	0.04	-	-	-	0.33	-	-	-	0.33	-	-
	01/06/2021	0.29	-	-	-	0.04	-	-	-	0.33	-	-	-	0.33	-	-
	30/06/2021	0.46	-	-	-	0.07	-	-	-	0.53	-	-	-	0.53	-	0.53

117

Taxation income

01 Jul 2020 to 30 Jun 2021

SMA

Income transactions^(a) continued

Asset	Tax date	Interest	Unfranked	Franked	Franking credits entitlement	Other Aust	Gross foreign	Trust cap gains	Non-assess	Gross franking credits	Aust taxes	Foreign taxes withheld	Assess non-receiv	Cash	DRP	To be received
		\$	\$	\$	\$	\$	\$	\$	\$	\$	\$	\$	\$	\$	\$	\$
Trust Income																
QPON totals		1.94	-	-	-	0.28	-	-	-	2.22	-	-	-	1.69	-	0.53
SCENTRE GROUP STAPLED SECURITIES - TRUST 1																
SCG_T1	12/02/2021	0.02	-	-	-	1.86	0.11	-	-	1.99	-	-	0.13	1.86	-	-
SCG_T1 totals		0.02	-	-	-	1.86	0.11	-	-	1.99	-	-	0.13	1.86	-	-
SCENTRE GROUP STAPLED SECURITIES - TRUST 2																
SCG_T2	12/02/2021	0.06	-	-	-	0.96	0.13	-	-	1.15	-	-	0.07	1.08	-	-
SCG_T2 totals		0.06	-	-	-	0.96	0.13	-	-	1.15	-	-	0.07	1.08	-	-
VANGUARD HIGH GROWTH INDEX																
VAN0111AU	31/12/2020	-	356.02	-	-	-	-	-	-	356.02	-	-	-	356.02	-	-
	31/03/2021	-	790.24	-	-	-	-	-	-	790.24	-	-	-	790.24	-	-
	30/06/2021	-	803.35	-	-	-	-	-	-	803.35	-	-	-	-	-	803.35
VAN0111AU totals		-	1,949.61	-	-	-	-	-	-	1,949.61	-	-	-	1,146.26	-	803.35
VANGUARD FTSE EUROPE SHARES ETF																
VEQ	04/01/2021	-	-	-	-	0.02	0.93	-	-	0.95	-	0.16	-	0.79	-	-
	01/04/2021	-	-	-	-	-	0.60	0.22	-	0.82	-	0.11	-	0.71	-	-
	30/06/2021	-	-	-	-	0.35	1.60	0.10	-	2.05	-	0.31	0.17	-	-	1.57
VEQ totals		-	-	-	-	0.37	3.13	0.32	-	3.82	-	0.58	0.17	1.50	-	1.57
VANGUARD FTSE EMERGING MARKETS SHARES ETF																
VGE	04/01/2021	-	-	-	-	0.05	1.52	0.16	-	1.73	-	0.28	-	1.45	-	-
	01/04/2021	-	-	-	-	-	0.08	0.30	-	0.38	-	0.06	-	0.32	-	-
	30/06/2021	-	-	-	-	0.03	1.33	0.34	0.02	1.72	-	0.25	-	-	-	1.47
VGE totals		-	-	-	-	0.08	2.93	0.80	0.02	3.83	-	0.59	-	1.77	-	1.47
Totals		10.86	2,014.49	28.64	55.28	725.61	524.77	2,794.04	20.06	6,118.47	-	77.06	542.68	1,405.51	-	4,093.22
Interest																
MAIN CASH ACCOUNT																
AUDCASH	02/11/2020	0.94	-	-	-	-	-	-	-	0.94	-	-	-	0.94	-	-

113

Taxation income

01 Jul 2020 to 30 Jun 2021

SMA

Income transactions^(a) continued

Asset	Tax date	Interest	Unfranked	Franked	Franking credits entitlement	Other Aust	Gross foreign	Trust cap gains	Non-assess	Gross excl franking credits	Aust taxes	Foreign taxes withheld	Assess non-receiv	Cash	DRP	To be received
		\$	\$	\$	\$	\$	\$	\$	\$	\$	\$	\$	\$	\$	\$	\$
	01/12/2020	0.31	-	-	-	-	-	-	-	0.31	-	-	-	0.31	-	-
	01/01/2021	0.31	-	-	-	-	-	-	-	0.31	-	-	-	0.31	-	-
	01/02/2021	0.27	-	-	-	-	-	-	-	0.27	-	-	-	0.27	-	-
	01/03/2021	0.34	-	-	-	-	-	-	-	0.34	-	-	-	0.34	-	-
	01/04/2021	0.43	-	-	-	-	-	-	-	0.43	-	-	-	0.43	-	-
	03/05/2021	0.43	-	-	-	-	-	-	-	0.43	-	-	-	0.43	-	-
	01/06/2021	0.40	-	-	-	-	-	-	-	0.40	-	-	-	0.40	-	-
	AUDCASH totals	3.43	-	-	-	-	-	-	-	3.43	-	-	-	3.43	-	-
	Totals	3.43	-	-	-	-	-	-	-	3.43	-	-	-	3.43	-	-
	Income transaction totals	14.29	2,019.22	55.40	66.74	725.61	529.69	2,794.04	20.06	6,158.31	-	77.06	542.68	1,445.35	-	4,093.22

(a) The income transactions disclosed in this report are recognised on a tax-derivation basis. For more details about each column, refer to the corresponding sub-section under the Income - additional information section.

Non-CGT gains/losses

There were no non-CGT gains/losses within the period.

IF

SMA00392387: PJM Meyer SMSF Pty Ltd ATF PJM Meyer SMSF
Taxation income



01 Jul 2020 to 30 Jun 2021

SMA

Income transactions - additional information

Interest

Asset	Tax date	Interest ^(a) \$	Interest exempt from NRWT ^(b) \$	Interest total \$
MAIN CASH ACCOUNT				
AUDCASH	02/11/2020	0.94	-	0.94
	01/12/2020	0.31	-	0.31
	01/01/2021	0.31	-	0.31
	01/02/2021	0.27	-	0.27
	01/03/2021	0.34	-	0.34
	01/04/2021	0.43	-	0.43
	03/05/2021	0.43	-	0.43
	01/06/2021	0.40	-	0.40
AUDCASH totals		3.43	-	3.43
ISHARES CORE CASH ETF				
BILL	09/11/2020	0.10	-	0.10
	08/12/2020	0.06	-	0.06
	06/01/2021	0.05	-	0.05
	08/02/2021	0.01	-	0.01
	08/03/2021	0.01	-	0.01
	07/04/2021	0.01	-	0.01
	05/05/2021	0.01	-	0.01
	04/06/2021	0.01	-	0.01
	30/06/2021	0.05	-	0.05
BILL totals		0.31	-	0.31
ABERDEEN STD AUSTRALIAN SMALL COMS FD				
CSA0131AU	31/12/2020	-	0.01	0.01
	30/06/2021	0.02	0.50	0.52
CSA0131AU totals		0.02	0.51	0.53
PIMCO DIVERSIFIED FIXED INTEREST W				
ETL0016AU	31/12/2020	0.03	0.50	0.53
	30/06/2021	-	0.02	0.02
ETL0016AU totals		0.03	0.52	0.55
GPT GROUP STAPLED SECURITIES FULLY PAID - GPT				

FS

Taxation income

01 Jul 2020 to 30 Jun 2021

SMA

Income transactions - additional information continued

Asset	Tax date	Interest ^(a) \$	Interest exempt from NRWT ^(b) \$	Interest total \$
GPT_GPT	18/02/2021	0.07	-	0.07
GPT_GPT totals		0.07	-	0.07
ISHARES CORE COMPOSITE BOND ETF				
IAF	06/01/2021	0.02	1.69	1.71
	07/04/2021	0.02	1.57	1.59
	30/06/2021	0.05	3.39	3.44
IAF totals		0.09	6.65	6.74
MORNINGSTAR INTERNATIONAL BONDS HDGD Z				
INT0082AU	30/06/2021	0.01	0.04	0.05
INT0082AU totals		0.01	0.04	0.05
MAGELLAN GLOBAL (HEDGED)				
MGE0007AU	31/12/2020	0.27	-	0.27
	30/06/2021	0.32	-	0.32
MGE0007AU totals		0.59	-	0.59
BETASHARES AUSTRALIAN BANK SENIOR FLOATING RATE BOND ETF				
QPON	02/11/2020	-	0.09	0.09
	01/12/2020	-	0.08	0.08
	04/01/2021	-	0.18	0.18
	01/02/2021	-	0.17	0.17
	01/03/2021	-	0.18	0.18
	01/04/2021	-	0.20	0.20
	03/05/2021	-	0.29	0.29
	01/06/2021	-	0.29	0.29
	30/06/2021	-	0.46	0.46
QPON totals		-	1.94	1.94
SCENTRE GROUP STAPLED SECURITIES - TRUST 1				
SCG_T1	12/02/2021	0.02	-	0.02
SCG_T1 totals		0.02	-	0.02
SCENTRE GROUP STAPLED SECURITIES - TRUST 2				

1/16

Taxation income

01 Jul 2020 to 30 Jun 2021

SMA

Income transactions - additional information continued

Interest

Asset	Tax date	Interest ^(a) \$	Interest exempt from NRWT ^(b) \$	Interest total \$
SCG_T2	12/02/2021	0.06	-	0.06
SCG_T2 totals		0.06	-	0.06
Totals		4.63	9.66	14.29

(a) The amount of interest that is subject to non-resident withholding tax (NRWT).

(b) The amount of interest that is not subject to non-resident withholding tax (NRWT).

Unfranked amounts - Unfranked CFI income component

	Tax date	Total Unfranked \$	Unfranked Non CFI \$	Unfranked CFI \$
BXB	08/04/2021	2.11	-	2.11
BXB totals		2.11	-	2.11
CSA0131AU	31/12/2020	0.04	0.03	0.01
	30/06/2021	1.77	1.34	0.43
CSA0131AU totals		1.81	1.37	0.44
IAG	30/03/2021	2.17	-	2.17
IAG totals		2.17	-	2.17
INT0002AU	30/06/2021	0.18	0.03	0.15
INT0002AU totals		0.18	0.03	0.15
Totals		6.27	1.40	4.87

F17

Taxation income

01 Jul 2020 to 30 Jun 2021

SMA

Income transactions - additional information continued

Trust capital gains ^(a)		Discount method ^(b)			Indexation method ^(c)			Other method ^(d)			Trust	Taxable
Asset	Tax date	Non- assessable gains ^(e)	TAP(f)	NTAP foreign tax foreign tax (g)	TAP(f)	NTAP foreign tax foreign tax (h)	TAP(f)	NTAP foreign tax foreign tax (i)	TAP(f)	NTAP foreign tax foreign tax (j)	capital gains total	foreign capital gains ^(l)
CSA0131AU	31/12/2020	12.02	-	12.03	-	-	-	-	-	-	24.05	-
CSA0131AU	30/06/2021	546.87	-	546.86	-	-	-	-	-	-	1,093.73	-
CSA0131AU totals		558.89	-	558.89	-	-	-	-	-	-	1,117.78	-
GPT_GPT	18/02/2021	1.61	1.60	-	-	-	-	-	-	-	3.21	-
GPT_GPT totals		1.61	1.60	-	-	-	-	-	-	-	3.21	-
IEM	22/12/2020	0.12	-	0.12	-	-	-	-	-	-	0.24	-
IEM	30/06/2021	0.11	-	0.11	-	-	-	-	-	-	0.22	-
IEM totals		0.23	-	0.23	-	-	-	-	-	-	0.46	-
IJP	22/12/2020	0.08	-	0.08	-	-	-	-	-	-	0.16	-
IJP	30/06/2021	0.23	-	0.23	-	-	-	-	-	-	0.46	-
IJP totals		0.31	-	0.31	-	-	-	-	-	-	0.62	-
IKO	30/06/2021	0.20	-	0.20	-	-	-	-	-	-	0.40	-
IKO totals		0.20	-	0.20	-	-	-	-	-	-	0.40	-
INT0016AU	30/06/2021	96.75	-	96.75	-	-	-	-	11.87	-	205.37	-
INT0016AU totals		96.75	-	96.75	-	-	-	-	11.87	-	205.37	-
INT0017AU	31/12/2020	0.72	-	0.72	-	-	-	-	0.28	-	1.72	-
INT0017AU	30/06/2021	16.03	-	16.04	-	-	-	-	6.23	-	38.30	-
INT0017AU totals		16.75	-	16.76	-	-	-	-	6.51	-	40.02	-
MGE0007AU	31/12/2020	12.51	-	12.51	-	-	-	-	-	-	25.02	-
MGE0007AU	30/06/2021	15.29	-	15.29	-	-	-	-	-	-	30.58	-
MGE0007AU totals		27.80	-	27.80	-	-	-	-	-	-	55.60	-
MIA0001AU	30/06/2021	684.73	-	684.73	-	-	-	-	-	-	1,369.46	-
MIA0001AU totals		684.73	-	684.73	-	-	-	-	-	-	1,369.46	-
VEQ	01/04/2021	0.11	-	0.11	-	-	-	-	-	-	0.22	-
VEQ	30/06/2021	0.05	-	0.05	-	-	-	-	-	-	0.10	-
VEQ totals		0.16	-	0.16	-	-	-	-	-	-	0.32	-

1-18

Taxation income

01 Jul 2020 to 30 Jun 2021

SMA

Income transactions - additional information continued

Trust capital gains ^(a)		Discount method ^(b)		Indexation method ^(c)		Other method ^(d)		Trust capital gains total	Taxable foreign capital gains ^(f)
Asset	Tax date	Non-assessable gains ^(e)	TAP ^(f)	NTAP net of foreign tax ^(g)	NTAP foreign tax ^(h)	TAP ^(f)	NTAP net of foreign tax ^(g)		
VEGE	04/01/2021	\$ 0.08	-	\$ 0.08	-	-	-	-	\$
	01/04/2021	0.15	-	0.15	-	-	-	-	0.16
	30/06/2021	0.17	-	0.17	-	-	-	-	0.30
VEGE totals		0.40	-	0.40	-	-	-	-	0.34
Totals		1,387.83	1.60	1,386.23	-	-	18.38	-	2,794.04

(a) Trust capital gains: For attribution managed investment trusts (AMITs), these are the trust capital gains attributed to members. For non-AMITs, these are the present entitlements to the net trust income comprised of net capital gains and CGT concession amounts.

(b) Discount method: Capital gains made by the trust in respect of CGT assets that were held for at least twelve months at the time of the CGT event that gave rise to the capital gain, and in respect of which the trust has not chosen to use the indexation method (if applicable) to calculate the capital gain. The sum of the discount method components equals the capital gains after having applied a CGT discount of 50%.

(c) Indexation method: Capital gains made by the trust in respect of CGT assets that were acquired prior to 11.45 a.m. (by legal time in the Australian Capital Territory) on 21 September 1999 (and that had been held for at least twelve months at the time of the CGT event that gave rise to the capital gain), and in respect of which the trust has chosen to use the indexation method to calculate the capital gain.

(d) Other method: Capital gains made by the trust in respect of CGT assets that were held for less than twelve months at the time of the CGT event that gave rise to the capital gain.

(e) Non-assessable gains: For attribution managed investment trusts (AMITs), members are to be treated as having included (in their attributed amount) a capital gain of double the trust discount capital gain; thus, the non-assessable amount for AMITs is the additional member amount required to double the trust discount capital gain (referred to as the 'AMIT CGT gross up amount', this amount is equal to the sum of the discount method components). For non-AMITs, the non-assessable amount is the CGT concession amount (as calculated under sub-section 104-71(4) ITAA 1997).

(f) TAP: Capital gains made by the trust in respect of CGT assets that were taxable Australian property (TAP). For capital gains calculated using the discount method, this is the capital gain after having applied a CGT discount of 50%.

(g) NTAP net of foreign tax: Capital gains made by the trust in respect of CGT assets that were not taxable Australian property (NTAP), less any NTAP foreign tax. For capital gains calculated using the discount method, this is the capital gain after first having applied a CGT discount of 50%, and then subtracting any NTAP foreign tax.

(h) NTAP foreign tax: Foreign tax paid by the trust in respect of capital gains made by the trust in respect of foreign CGT assets.

(i) Taxable foreign capital gains: The grossed-up value of capital gains from foreign CGT assets. This amount is for information purposes only, as foreign capital gains are already reflected in the combined value of 'NTAP net of foreign tax' and 'NTAP foreign tax' amounts. This 'Taxable foreign capital gains' amount may be useful for the purpose of determining the extent to which the combined value of 'NTAP net of foreign tax' and 'NTAP foreign tax' amounts has been derived from a foreign source, and, accordingly, the extent to which any NTAP foreign tax amounts count towards the calculation of the portfolio holder's entitlement, if any, to a foreign income tax offset (FITO).

Non-assessable amounts ^(a)		Attribution managed investment trusts (AMIT)				Non-AMIT		
Asset	Tax date	Exempt income	Non-assessable		Tax deferred	Tax exempt	Tax free	Non-assessable total
			Non-exempt	(b)				
CSA0131AU	31/12/2020	\$ -	\$ -	\$ 0.35	\$ -	\$ -	\$ -	\$ 0.35
	30/06/2021	-	-	15.84	-	-	-	15.84

Taxation income

01 Jul 2020 to 30 Jun 2021

SMA

Income transactions - additional information continued

Asset	Tax date	Attribution managed investment trusts (AMIT)				Non-AMIT	Non-AMIT	Non-AMIT
		Exempt income	Non-assessable non-exempt	Other non-assessable (b)	Tax deferred			
CSA0131AU totals		\$ -	\$ -	\$ 16.19	\$ -	\$ -	\$ -	\$ 16.19
ETL0016AU	31/12/2020	-	-	3.67	-	-	-	3.67
	30/06/2021	-	-	0.18	-	-	-	0.18
ETL0016AU totals		-	-	3.85	-	-	-	3.85
VGE	30/06/2021	-	-	0.02	-	-	-	0.02
VGE totals		-	-	0.02	-	-	-	0.02
Totals		-	-	20.06	-	-	-	20.06

(a) Non-assessable amounts do not include non-assessable amounts in respect of trust capital gains (i.e. the AMIT CGT gross-up amount or the CGT concession amount). The non-assessable amounts relating to AMIT CGT gross-up amounts and CGT concession amounts are disclosed in the 'Trust capital gains' sub-section under the Income - additional information section.

(b) For attribution managed investment trusts (AMITs), 'Other non-assessable' amounts are the reconciliation adjustments required to account for the amount by which the present entitlements to the net accounting income of the trust for the income year exceed the trust income attributed to the member under section 276-80 ITAA 1997 for the income year.

Capital Withholding tax

Asset	Transaction Date.	Capital withholding tax
Totals		-

Foreign investment taxes^(a)

Asset	Tax date	NTAP foreign tax ^(b)				Foreign taxes total
		Foreign tax ^(c)	Discount method	Indexation method	Other method	
ABERDEEN STD AUSTRALIAN SMALL COMS FD		\$ -	\$ -	\$ -	\$ -	\$ -
CSA0131AU	31/12/2020	0.22	-	-	-	0.22
	30/06/2021	9.94	-	-	-	9.94
CSA0131AU totals		10.16	-	-	-	10.16
BETASHARES FTSE 100 ETF						
F100	04/01/2021	0.07	-	-	-	0.07

Taxation income

01 Jul 2020 to 30 Jun 2021

SMA

Income transactions - additional information continued

Asset	Tax date	Foreign tax (c) \$	NTAP foreign tax(b)				Foreign taxes total \$
			Discount method \$	Indexation method \$	Other method \$	Foreign taxes total \$	
F100 totals	30/06/2021	0.14	-	-	-	0.14	
		0.21	-	-	-	0.21	
BETASHARES GLOBAL ENERGY COMPANIES ETF - CURRENCY HEDGED							
FUEL	04/01/2021	2.27	-	-	-	2.27	
	30/06/2021	6.23	-	-	-	6.23	
FUEL totals		8.50	-	-	-	8.50	
ISHARES MSCI EMERGING MARKETS ETF							
IEM	22/12/2020	0.16	-	-	-	0.16	
	30/06/2021	0.14	-	-	-	0.14	
IEM totals		0.30	-	-	-	0.30	
ISHARES EUROPE ETF							
IEU	22/12/2020	0.59	-	-	-	0.59	
	30/06/2021	1.54	-	-	-	1.54	
IEU totals		2.13	-	-	-	2.13	
ISHARES MSCI JAPAN ETF							
IJP	22/12/2020	0.51	-	-	-	0.51	
	30/06/2021	1.47	-	-	-	1.47	
IJP totals		1.98	-	-	-	1.98	
ISHARES MSCI SOUTH KOREA ETF							
IKO	30/06/2021	0.25	-	-	-	0.25	
IKO totals		0.25	-	-	-	0.25	
MORNINGSTAR AUSTRALIAN SHARES FUND Z							
INT0002AU	30/06/2021	0.08	-	-	-	0.08	
INT0002AU totals		0.08	-	-	-	0.08	
MORNINGSTAR INTERNATIONAL SHARES HDGD Z							
INT0016AU	30/06/2021	3.81	-	-	-	3.81	
INT0016AU totals		3.81	-	-	-	3.81	
MORNINGSTAR INTERNATIONAL SHARES UNHDG Z							
			-	-	-		

Taxation income

01 Jul 2020 to 30 Jun 2021

SMA

Income transactions - additional information continued

Foreign investment taxes ^(a)		NTAP foreign tax ^(b)				
Asset	Tax date	Foreign tax (c)	Discount method	Indexation method	Other method	Foreign taxes total
INT0017AU	31/12/2020	\$ 0.06	\$ -	\$ -	\$ -	\$ 0.06
INT0017AU totals	30/06/2021	1.38	-	-	-	1.38
MORNINGSTAR INTERNATIONAL BONDS HDGD Z		1.44	-	-	-	1.44
INT0082AU	30/06/2021	0.03	-	-	-	0.03
INT0082AU totals		0.03	-	-	-	0.03
MAGELLAN GLOBAL (HEDGED)						
MGE0007AU	31/12/2020	8.75	-	-	-	8.75
MGE0007AU totals	30/06/2021	10.69	-	-	-	10.69
MFS GLOBAL EQUITY TRUST W		19.44	-	-	-	19.44
MIA0001AU	30/06/2021	27.56	-	-	-	27.56
MIA0001AU totals		27.56	-	-	-	27.56
VANGUARD FTSE EUROPE SHARES ETF						
VEQ	04/01/2021	0.16	-	-	-	0.16
VEQ totals	01/04/2021	0.11	-	-	-	0.11
VANGUARD FTSE EMERGING MARKETS SHARES ETF						
VGE	30/06/2021	0.31	-	-	-	0.31
VGE totals		0.58	-	-	-	0.58
Totals		77.06	-	-	-	77.06

(a) Foreign taxes withheld from or paid in respect of foreign investment income are recognised at the tax-derivation date of the foreign investment income from which they are withheld or in respect of which they are paid, regardless of whether or not the withholding event or payment occurs after the tax-derivation date.

(b) The amount of foreign tax paid in respect of capital gains made in respect of foreign CGT assets. For more details, refer to the 'Distributed capital gains' section of the income - additional information schedule.

(c) The amount of foreign tax paid in respect of foreign investment income, other than foreign capital gains.

1-22

Taxation income

01 Jul 2020 to 30 Jun 2021

SMA

Income transactions - additional information continued

Gross foreign income

Tax date	Attributed CFC income ^(a) \$	Foreign income net of tax ^(b) \$	Foreign tax \$	Aust franking credits from NZ co	Gross foreign income total \$	Asset currency (if not AUD)	Asset currency amount	NZ franking credits from NZ co
AMC								
15/12/2020	-	1.66	-	-	1.66	-	-	-
16/03/2021	-	1.52	-	-	1.52	-	-	-
15/06/2021	-	1.51	-	-	1.51	-	-	-
AMC totals	-	4.69	-	-	4.69	-	-	-
CSA0131AU								
31/12/2020	-	0.29	0.22	-	0.51	-	-	-
30/06/2021	-	13.14	9.94	-	23.08	-	-	-
CSA0131AU totals	-	13.43	10.16	-	23.59	-	-	-
ETL0016AU								
31/12/2020	-	8.65	-	-	8.65	-	-	-
30/06/2021	-	0.43	-	-	0.43	-	-	-
ETL0016AU totals	-	9.08	-	-	9.08	-	-	-
F100								
04/01/2021	-	9.40	0.07	-	9.47	-	-	-
30/06/2021	-	20.13	0.14	-	20.27	-	-	-
F100 totals	-	29.53	0.21	-	29.74	-	-	-
FUEL								
04/01/2021	-	38.80	2.27	-	41.07	-	-	-
30/06/2021	-	106.34	6.23	-	112.57	-	-	-
FUEL totals	-	145.14	8.50	-	153.64	-	-	-
IAF								
06/01/2021	-	0.10	-	-	0.10	-	-	-
07/04/2021	-	0.10	-	-	0.10	-	-	-
30/06/2021	-	0.21	-	-	0.21	-	-	-
IAF totals	-	0.41	-	-	0.41	-	-	-
IEM								
22/12/2020	-	0.89	0.16	-	1.05	-	-	-
30/06/2021	-	0.77	0.14	-	0.91	-	-	-
IEM totals	-	1.66	0.30	-	1.96	-	-	-
IEU								
22/12/2020	-	3.38	0.59	-	3.97	-	-	-
30/06/2021	-	8.84	1.54	-	10.38	-	-	-
IEU totals	-	12.22	2.13	-	14.35	-	-	-
IJP								
22/12/2020	-	2.87	0.51	-	3.38	-	-	-

1-23

Taxation income

01 Jul 2020 to 30 Jun 2021

SMA

Income transactions - additional information continued

Gross foreign income		Attributed CFC income ^(a) \$	Foreign income net of tax ^(b) \$	Foreign tax \$	Aust franking credits from NZ co	Gross foreign income total \$	Asset currency (if not AUD)	Asset currency amount	NZ franking credits from NZ co
Tax date									
IJP totals	30/06/2021	-	8.26	1.47	-	9.73			
IKO	30/06/2021	-	11.13	1.98	-	13.11			
IKO totals		-	1.47	0.25	-	1.72			
INT0002AU	30/06/2021	-	1.47	0.25	-	1.72			
INT0002AU totals		-	0.39	0.08	-	0.47			
INT0016AU	30/06/2021	-	0.39	0.08	-	0.47			
INT0016AU totals		-	34.08	3.81	-	37.89			
INT0017AU	31/12/2020	-	34.08	3.81	-	37.89			
INT0017AU totals		-	0.31	0.06	-	0.37			
INT0017AU	30/06/2021	-	6.95	1.38	-	8.33			
INT0017AU totals		-	7.26	1.44	-	8.70			
INT0082AU	30/06/2021	-	2.20	0.03	-	2.23			
INT0082AU totals		-	2.20	0.03	-	2.23			
MGE0007AU	31/12/2020	-	43.88	8.75	-	52.63			
MGE0007AU totals		-	53.62	10.69	-	64.31			
MGE0007AU	30/06/2021	-	97.50	19.44	-	116.94			
MGE0007AU totals		-	77.08	27.56	-	104.64			
MIA0001AU	30/06/2021	-	77.08	27.56	-	104.64			
MIA0001AU totals		-	77.08	27.56	-	104.64			
OSH	25/03/2021	-	0.23	-	-	0.23			
OSH totals		-	0.23	-	-	0.23			
SCG_T1	12/02/2021	-	0.11	-	-	0.11			
SCG_T1 totals		-	0.11	-	-	0.11			
SCG_T2	12/02/2021	-	0.13	-	-	0.13			
SCG_T2 totals		-	0.13	-	-	0.13			
VEQ	04/01/2021	-	0.77	0.16	-	0.93			
VEQ	01/04/2021	-	0.49	0.11	-	0.60			

1-24

Taxation income

01 Jul 2020 to 30 Jun 2021

SMA

Income transactions - additional information continued

Gross foreign income		Attributed CFC income ^(a)	Foreign income net of tax ^(b)	Foreign tax	Aust franking credits from NZ co	Gross foreign income total	Asset currency (if not AUD)	Asset currency amount	NZ franking credits from NZ co
VEQ totals						\$ 1.60			
						3.13			
VGE						1.52			
						0.08			
VGE totals						1.33			
						2.93			
Totals			452.63	77.06		529.69			

(a) The attributable income of a controlled foreign company (CFC).

(b) Foreign-source assessable income (other than attributed CFC income and distributed capital gains in respect of foreign CGT assets), less foreign tax.

NCMI^(a)

Asset	Tax date	NCMI	Excluded NCMI	NCMI CGT	Excluded NCMI CGT
CSA0131AU	30/06/2021	\$ 0.13	\$ -	\$ -	\$ -
CSA0131AU totals		0.13	-	-	-
Totals		0.13	-	-	-

(a) NCMI amounts reported are based on information made available and provided by managed investment trusts.

1-25

Taxation income

01 Jul 2020 to 30 Jun 2021

SMA

Income summary ^(a)

	Interest	Unfranked	Franked	Franking credits	Other Aust	Gross foreign	Trust cap gains	Non-assess	Gross excl franking credits	Aust taxes	Foreign taxes withheld	Assess non-receiv	Cash	DRP	To be received
Income transactions															
Dividends	-	4.73	26.76	11.46	-	-	-	-	31.49	-	-	-	31.49	-	-
Foreign income	-	-	-	-	-	4.92	-	-	4.92	-	-	-	4.92	-	-
Trust income	10.86	2,014.49	28.64	55.28	725.61	524.77	2,794.04	20.06	6,118.47	-	77.06	542.68	1,405.51	-	4,093.22
Interest	3.43	-	-	-	-	-	-	-	3.43	-	-	-	3.43	-	-
Totals	14.29	2,019.22	55.40	66.74	725.61	529.69	2,794.04	20.06	6,158.31	-	77.06	542.68	1,445.35	-	4,093.22
Totals for all income	14.29	2,019.22	55.40	66.74	725.61	529.69	2,794.04	20.06	6,158.31	-	77.06	542.68	1,445.35	-	4,093.22

(a) The income disclosed in this report is recognised on a tax-derivation basis. For more details, refer to the corresponding section of the income transactions report.

POSTED


1-26

Estimated income

As at 30 Jun 2021

SMA

Estimated income monthly projections



Estimated income for next twelve months

Asset	Payment date	Total income \$	Cash \$	DRP \$	Franking credits \$	Foreign income tax offsets \$
MGE0007AU	01/07/2021	380.55 ^(a)	380.55	-	-	-
CSA0131AU	07/07/2021	1,053.10 ^(a)	1,053.10	-	35.29	12.31
ETL0016AU	07/07/2021	25.76 ^(a)	25.76	-	-	-
INT0002AU	07/07/2021	0.96 ^(a)	0.96	-	0.14	0.01
INT0011AU	07/07/2021	15.78 ^(a)	15.78	-	0.85	0.86
INT0017AU	07/07/2021	29.01 ^(a)	29.01	-	-	1.17
INT0082AU	07/07/2021	5.97 ^(a)	5.97	-	0.01	-
MIA0001AU	07/07/2021	1,285.60 ^(a)	1,285.60	-	-	26.23
VAN0111AU	07/07/2021	506.69 ^(a)	506.69	-	9.67	7.56
BILL	13/07/2021	0.29 ^(a)	0.29	-	-	-
I/AF	13/07/2021	4.14 ^(a)	4.14	-	-	-
IEM	13/07/2021	0.61 ^(a)	0.61	-	-	0.11

1-27

Estimated income

As at 30 Jun 2021

SMA

Estimated income for next twelve months continued

Asset	Payment date	Total income \$	Cash \$	DRP \$	Franking credits \$	Foreign income tax offsets \$
July 2021						
IEU	13/07/2021	5.48 ^(a)	5.48	-	-	1.01
IJP	13/07/2021	7.90 ^(a)	7.90	-	-	1.40
IKO	13/07/2021	4.06 ^(a)	4.06	-	-	0.71
F100	16/07/2021	17.18 ^(a)	17.18	-	-	0.30
FUEL	16/07/2021	29.15 ^(a)	29.15	-	-	3.40
QPON	16/07/2021	0.15 ^(a)	0.15	-	-	-
VEQ	16/07/2021	1.66 ^(a)	1.66	-	-	0.17
VGE	16/07/2021	1.48 ^(a)	1.48	-	-	0.17
Totals		3,375.52	3,375.52	-	45.96	55.41
August 2021						
BILL	13/08/2021	0.12 ^(a)	0.12	-	-	-
QPON	18/08/2021	0.18 ^(a)	0.18	-	-	-
GPT_GPT	28/08/2021	2.33 ^(a)	2.33	-	-	-
Totals		2.63	2.63	-	-	-
September 2021						
QPON	16/09/2021	0.17 ^(a)	0.17	-	-	-
BILL	17/09/2021	0.11 ^(a)	0.11	-	-	-
WPL	18/09/2021	2.54 ^(a)	2.54	-	1.09	-
BHP	22/09/2021	2.26 ^(a)	2.26	-	0.97	-
AMC	23/09/2021	1.60 ^(a)	1.60	-	-	-
APX	24/09/2021	0.22 ^(a)	0.22	-	0.05	-
MPL	24/09/2021	3.91 ^(a)	3.91	-	1.67	-
LNK	25/09/2021	0.60 ^(a)	0.60	-	0.13	-
NCM	25/09/2021	1.71 ^(a)	1.71	-	0.73	-
CBA	30/09/2021	0.98 ^(a)	0.98	-	0.42	-
Totals		14.10	14.10	-	5.06	-
October 2021						
CAR	07/10/2021	1.25 ^(a)	1.25	-	0.54	-

1-28

SMA00392387: PJM Meyer SMSF Pty Ltd ATF PJM Meyer SMSF

Estimated income



As at 30 Jun 2021

SMA

Estimated income for next twelve months continued

Asset	Payment date	Total income \$	Cash \$	DRP \$	Franking credits \$	Foreign income tax offsets \$
October 2021						
ETL0016AU	07/10/2021	11.77 ^(a)	11.77	-	-	-
INT0002AU	07/10/2021	2.96 ^(a)	2.96	-	3.88	0.11
INT0011AU	07/10/2021	3.47 ^(a)	3.47	-	1.00	1.27
INT0017AU	07/10/2021	2.30 ^(a)	2.30	-	-	0.07
INT0082AU	07/10/2021	3.93 ^(a)	3.93	-	-	0.01
VAN0111AU	07/10/2021	357.44 ^(a)	357.44	-	-	-
BXB	08/10/2021	2.88 ^(a)	2.88	-	-	-
QPON	16/10/2021	0.17 ^(a)	0.17	-	0.37	-
VEQ	16/10/2021	0.65 ^(a)	0.65	-	-	0.13
VGE	16/10/2021	1.95 ^(a)	1.95	-	-	0.39
BILL	21/10/2021	0.10 ^(a)	0.10	-	-	-
IAF	21/10/2021	2.13 ^(a)	2.13	-	-	-
Totals		391.00	391.00	-	5.79	1.98
November 2021						
QPON	17/11/2021	0.15 ^(a)	0.15	-	-	-
BILL	19/11/2021	0.09 ^(a)	0.09	-	-	-
AUDCASH	30/11/2021	8.67 ^(b)	8.67	-	-	-
Totals		8.91	8.91	-	-	-
December 2021						
AMC	15/12/2021	1.66 ^(a)	1.66	-	-	-
QPON	16/12/2021	0.14 ^(a)	0.14	-	-	-
BILL	18/12/2021	0.05 ^(a)	0.05	-	-	-
WBC	18/12/2021	3.41 ^(a)	3.41	-	1.46	-
Totals		5.26	5.26	-	1.46	-
January 2022						
MGE0007AU	04/01/2022	194.37 ^(a)	194.37	-	-	10.35
IEM	06/01/2022	1.13 ^(a)	1.13	-	-	0.16
IEU	06/01/2022	3.38 ^(a)	3.38	-	-	0.59
IJP	06/01/2022	3.54 ^(a)	3.54	-	-	0.59

1-29

SMA00392387: PJM Meyer SMSF Pty Ltd ATF PJM Meyer SMSF

Estimated income

infocus

As at 30 Jun 2021

SMA

Estimated income for next twelve months continued

Asset	Payment date	Total income \$	Cash \$	DRP \$	Franking credits \$	Foreign income tax offsets \$
January 2022						
CSA0131AU	07/01/2022	30.45 ^(a)	30.45	-	1.35	0.26
ETL0016AU	07/01/2022	14.53 ^(a)	14.53	-	-	-
INT0002AU	07/01/2022	2.38 ^(a)	2.38	-	3.11	0.09
INT0017AU	07/01/2022	2.03 ^(a)	2.03	-	-	0.06
VAN0111AU	07/01/2022	425.37 ^(a)	425.37	-	-	-
BILL	18/01/2022	0.05 ^(a)	0.05	-	-	-
IAF	18/01/2022	1.81 ^(a)	1.81	-	-	-
F100	19/01/2022	10.63 ^(a)	10.63	-	-	0.07
FUEL	19/01/2022	26.59 ^(a)	26.59	-	-	2.67
QPON	19/01/2022	0.21 ^(a)	0.21	-	-	-
VEQ	19/01/2022	0.79 ^(a)	0.79	-	-	0.15
VGE	19/01/2022	1.45 ^(a)	1.45	-	-	0.28
Totals		718.71	718.71	4.46	15.27	
February 2022						
QPON	16/02/2022	0.19 ^(a)	0.19	-	-	-
BILL	18/02/2022	0.01 ^(a)	0.01	-	-	-
GPT_GPT	26/02/2022	3.30 ^(a)	3.30	-	-	-
SCG_T1	26/02/2022	1.86 ^(a)	1.86	-	-	-
SCG_T2	26/02/2022	1.08 ^(a)	1.08	-	-	-
Totals		6.44	6.44	0.06	1.69	0.46
March 2022						
AMC	16/03/2022	1.52 ^(a)	1.52	-	-	-
QPON	16/03/2022	0.21 ^(a)	0.21	-	-	-
BILL	18/03/2022	0.01 ^(a)	0.01	-	-	-
APX	19/03/2022	0.28 ^(a)	0.28	-	0.06	-
BHP	23/03/2022	3.93 ^(a)	3.93	-	1.69	-
WPL	24/03/2022	1.07 ^(a)	1.07	-	0.46	-
MPL	25/03/2022	3.60 ^(a)	3.60	-	1.54	-
NCM	25/03/2022	1.35 ^(a)	1.35	-	0.58	-

1-30

Estimated income

As at 30 Jun 2021

SMA

Estimated income for next twelve months continued

Asset	Payment date	Total income \$	Cash \$	DRP \$	Franking credits \$	Foreign income tax offsets \$
March 2022						
OSH	25/03/2022	0.23 ^(a)	0.23	-	-	-
CBA	30/03/2022	1.50 ^(a)	1.50	-	0.64	-
IAG	30/03/2022	2.17 ^(a)	2.17	-	-	-
Totals		15.87	15.87	-	4.97	-
April 2022						
INT002AU	07/04/2022	3.83 ^(a)	3.83	-	5.02	0.14
VAN0111AU	07/04/2022	859.06 ^(a)	859.06	-	-	-
BXB	08/04/2022	3.01 ^(a)	3.01	-	0.39	-
ILU	08/04/2022	0.38 ^(a)	0.38	-	0.16	-
LNK	09/04/2022	0.77 ^(a)	0.77	-	0.20	-
BILL	19/04/2022	0.01 ^(a)	0.01	-	-	-
IAF	19/04/2022	1.69 ^(a)	1.69	-	-	-
QPON	20/04/2022	0.23 ^(a)	0.23	-	-	-
VEQ	20/04/2022	0.71 ^(a)	0.71	-	-	0.11
VGE	20/04/2022	0.32 ^(a)	0.32	-	-	0.06
CAR	21/04/2022	1.25 ^(a)	1.25	-	0.54	-
Totals		871.26	871.26	-	6.31	0.31
May 2022						
BILL	17/05/2022	0.01 ^(a)	0.01	-	-	-
QPON	18/05/2022	0.33 ^(a)	0.33	-	-	-
Totals		0.34	0.34	-	-	-
June 2022						
AMC	15/06/2022	1.51 ^(a)	1.51	-	-	-
BILL	17/06/2022	0.01 ^(a)	0.01	-	-	-
QPON	17/06/2022	0.33 ^(a)	0.33	-	-	-
WBC	25/06/2022	6.38 ^(a)	6.38	-	2.73	-
Totals		8.23	8.23	-	2.73	-
Totals for estimated income		5,418.27	5,418.27	-	76.74	72.97

131

Estimated income

As at 30 Jun 2021

SMA

Notes to Estimated Income

- (a) The estimated income for this asset has been calculated by multiplying the current holding by the income per share/unit that was paid by the asset in the last twelve months.
- (b) Estimated income for this asset is based on the percentage yield entered for this asset as at 30/06/2021. The percentage yield has been multiplied by the market value of the current holding and apportioned across the expected payment frequencies.
- (c) Estimated income for this asset is based on the total income entered for the portfolio in the last twelve months.

1-32

Important notices

General notices

This report is NOT intended to be advice

The information provided on this report is not intended to influence any person in making a decision in relation to a particular financial product, class of financial products, or any interest in either. Taxation is only one of the matters that must be considered when making a decision in relation to a financial product. However, to the extent that advice is provided on this report, it does not take into account any person's particular objectives, financial situation or needs. These should be considered to determine the appropriateness of the advice, before acting on it.

Taxation

Actual Cost Details Not Supplied

Please note that where the Actual Cost details for a capital gains tax asset have not been supplied, the report may not correctly reflect the portfolio's financial position. Reports such as the Realised Report, the Unrealised Report and the Portfolio Valuation will need to be reassessed taking into account the missing cost information.

Taxation of Financial Arrangements (TOFA)

The system does not currently take the TOFA rules into consideration in the preparation of the report. Users need to ascertain the taxation implications on their investments where the TOFA rules mandatorily apply or where a voluntary election has been made to apply the TOFA rules. Users need to seek independent taxation advice in relation to the application of the TOFA rules.

1-33

SMA00392387: PJM Meyer SMSF Pty Ltd ATF PJM Meyer SMSF



Realised CGT

01 Jul 2020 to 30 Jun 2021

SMA

Disposals of CGT assets

Capita gain using the different calculation methods

Asset	Tax date	Purchase date	Sale date	Sale quantity	Actual cost	Adjusted cost (a)	Indexed cost	Sale proceeds	Gross gain	Discounted gain (b)	Indexed gain	Other gain	CGT gain (c)	CGT loss	CGT exempt gain/loss
					\$	\$	\$	\$	\$	\$	\$	\$	\$	\$	\$
ISHARES CORE CASH ETF															
BILL															
	20/10/2020	20/10/2020	15/12/2020	1	100.40	100.40	NA	99.76	-	NA	NA	NA	NA	-0.64	NA
	13/11/2020	13/11/2020	15/12/2020	1	101.18	101.18	NA	99.77	-	NA	NA	NA	NA	-1.41	NA
BILL totals				2	201.58	201.58	NA	199.53	-	NA	NA	NA	NA	-2.05	NA
ABERDEEN STD AUSTRALIAN SMALL COMS FD															
CSA0131AU															
	20/10/2020	20/10/2020	15/12/2020	3.64	13.17	13.17	NA	12.85	-	NA	NA	NA	NA	-0.32	NA
	20/10/2020	20/10/2020	18/12/2020	0.67	2.42	2.42	NA	2.42	-	-	NA	NA	-	NA	NA
CSA0131AU totals				4.31	15.59	15.59	NA	15.27	-	-	NA	NA	-	-0.32	NA
DETERRA ROYALTIES LIMITED FPO															
DRR															
	20/10/2020	23/10/2020	15/12/2020	18	79.22	79.22	NA	82.73	3.51	NA	NA	3.51	3.51	NA	NA
DRR totals				18	79.22	79.22	NA	82.73	3.51	NA	NA	3.51	3.51	NA	NA
PIMCO DIVERSIFIED FIXED INTEREST W															
ETL0016AU															
	17/12/2020	17/12/2020	18/12/2020	0.2012	0.21	0.21	NA	0.20	-	NA	NA	NA	NA	-0.01	NA
ETL0016AU totals				0.2012	0.21	0.21	NA	0.20	-	NA	NA	NA	NA	-0.01	NA
ISHARES GOVERNMENT INFLATION ETF															
ILB															
	20/10/2020	20/10/2020	15/12/2020	1	134.44	134.44	NA	133.10	-	NA	NA	NA	NA	-1.34	NA
ILB totals				1	134.44	134.44	NA	133.10	-	NA	NA	NA	NA	-1.34	NA
MORNINGSTAR MULTI ASSET RL RET FD - CL Z															
INT0011AU															
	17/12/2020	17/12/2020	18/12/2020	0.13	0.13	0.13	NA	0.13	-	-	NA	NA	-	NA	NA
INT0011AU totals				0.13	0.13	0.13	NA	0.13	-	-	NA	NA	-	NA	NA
MORNINGSTAR INTERNATIONAL SHARES HDGD Z															
INT0016AU															
	17/12/2020	17/12/2020	18/12/2020	0.29	0.17	0.17	NA	0.17	-	-	NA	NA	-	NA	NA
INT0016AU totals				0.29	0.17	0.17	NA	0.17	-	-	NA	NA	-	NA	NA
MORNINGSTAR INTERNATIONAL BONDS HDGD Z															
INT0082AU															
	17/12/2020	17/12/2020	18/12/2020	0.02	0.02	0.02	NA	0.02	-	-	NA	NA	-	NA	NA
INT0082AU totals				0.02	0.02	0.02	NA	0.02	-	-	NA	NA	-	NA	NA
MAGELLAN GLOBAL (HEDGED)															
MGE0007AU															
	17/12/2020	17/12/2020	18/12/2020	0.9663	1.78	1.78	NA	1.78	-	-	NA	NA	-	NA	NA
MGE0007AU totals				0.9663	1.78	1.78	NA	1.78	-	-	NA	NA	-	NA	NA
MFS GLOBAL EQUITY TRUST W															
MIA0001AU															
	04/12/2020	04/12/2020	15/12/2020	3.6268	7.72	7.72	NA	7.59	-	NA	NA	NA	NA	-0.13	NA

1-34

SMA00392387: PJM Meyer SMSF Pty Ltd ATF PJM Meyer SMSF



Realised CGT

01 Jul 2020 to 30 Jun 2021

SMA

Disposals of CGT assets continued

Asset	Tax date	Purchase date	Sale date	Sale quantity	Actual cost \$	Adjusted cost (a) \$	Indexed cost \$	Sale proceeds \$	Gross gain \$	Capital gain using the different calculation methods					CGT exempt gain/loss \$
										Discounted gain (b) \$	Indexed gain \$	Other gain \$	CGT gain (c) \$	CGT loss \$	
MIA0001AU totals				3.6268	7.72	7.72	NA	7.59	-	NA	NA	NA	NA	-0.13	NA
OIL SEARCH LIMITED 10 TOEA FPO															
OSH	20/10/2020	20/10/2020	15/12/2020	11	31.67	31.67	NA	39.45	7.78	NA	NA	NA	7.78	NA	NA
OSH totals				11	31.67	31.67	NA	39.45	7.78	NA	NA	NA	7.78	NA	NA
TELSTRA CORPORATION LIMITED. FPO															
TLS	15/12/2020	15/12/2020	19/05/2021	33	100.74	100.74	NA	111.49	10.75	NA	NA	NA	10.75	NA	NA
TLS totals				33	100.74	100.74	NA	111.49	10.75	NA	NA	NA	10.75	NA	NA
VANGUARD HIGH GROWTH INDEX															
VAN0111AU	03/12/2020	03/12/2020	15/12/2020	12.21	21.45	21.45	NA	21.50	0.05	NA	NA	NA	0.05	NA	NA
VAN0111AU totals				12.21	21.45	21.45	NA	21.50	0.05	NA	NA	NA	0.05	NA	NA
WHITEHAVEN COAL LIMITED FPO															
WHC	08/12/2020	08/12/2020	19/05/2021	78	126.88	126.88	NA	106.02	-	NA	NA	NA	NA	-20.86	NA
	17/12/2020	17/12/2020	19/05/2021	1	2.45	2.45	NA	1.36	-	NA	NA	NA	NA	-1.09	NA
WHC totals				79	129.33	129.33	NA	107.38	-	NA	NA	NA	NA	-21.95	NA
Disposals of CGT asset totals					724.05	724.05	NA	720.34	22.09	-	NA	NA	22.09	-25.80	NA

(a) Variances between Adjusted cost and Actual cost

Where the 'Sale proceeds' in respect of the CGT parcel are equal to or less than its reduced cost base, its reduced cost base is disclosed as the adjusted cost; otherwise, its cost base is disclosed as the adjusted cost. For more details, refer to the 'Adjusted cost' subsection in this report.

(b) Gains calculated using discounted method

The capital gain calculated using the discount method, after having applied the 33.33% CGT discount rate appropriate to the tax entity type of this portfolio.

(c) CGT gain calculation method

The CGT gain is calculated based on what is optimal for the disposal method selected. In some cases the indexed gain is used to optimise the use of losses.

The CGT gain calculated from a less than optimal method is shown in italics for information purposes only and is excluded from the totals for the portfolio.

NA is shown if a calculation method is not applicable.

Trust CGT distributions

Asset	Tax date	Gross gain (a) \$	Discounted gain (a)(b) \$	Indexed gain (a) \$	Other gain (a) \$	CGT gain/loss \$	Pre-CGT gain/loss \$
ABERDEEN STD AUSTRALIAN SMALL COMS FD		\$	\$	\$	\$	\$	\$

1-35

Realised CGT

01 Jul 2020 to 30 Jun 2021

SMA

Trust CGT distributions continued

Asset	Tax date	Gross gain (e) \$	Discounted gain (e)(b) \$	Indexed gain (a) \$	Other gain (a) \$	CGT gain/loss \$	Pre-CGT gain/loss \$
CSA0131AU	31/12/2020	24.06	16.04	-	-	16.04	-
	30/06/2021	1,093.72	729.15	-	-	729.15	-
CSA0131AU totals		1,117.78	745.19	-	-	745.19	-
GPT GROUP STAPLED SECURITIES FULLY PAID - GPT							
GPT_GPT	18/02/2021	3.20	2.13	-	-	2.13	-
GPT_GPT totals		3.20	2.13	-	-	2.13	-
ISHARES MSCI EMERGING MARKETS ETF							
IEM	22/12/2020	0.24	0.16	-	-	0.16	-
	30/06/2021	0.22	0.15	-	-	0.15	-
IEM totals		0.46	0.31	-	-	0.31	-
ISHARES MSCI JAPAN ETF							
IJP	22/12/2020	0.16	0.11	-	-	0.11	-
	30/06/2021	0.46	0.31	-	-	0.31	-
IJP totals		0.62	0.41	-	-	0.41	-
ISHARES MSCI SOUTH KOREA ETF							
IKO	30/06/2021	0.40	0.27	-	-	0.27	-
IKO totals		0.40	0.27	-	-	0.27	-
MORNINGSTAR INTERNATIONAL SHARES HDGD Z							
INT0016AU	30/06/2021	193.50	129.00	-	-	129.00	-
	30/06/2021	11.87	-	-	11.87	11.87	-
INT0016AU totals		205.37	129.00	-	11.87	140.87	-
MORNINGSTAR INTERNATIONAL SHARES UNHDG Z							
INT0017AU	31/12/2020	1.44	0.96	-	-	0.96	-
	31/12/2020	0.28	-	-	0.28	0.28	-
	30/06/2021	32.08	21.39	-	-	21.39	-
	30/06/2021	6.23	-	-	6.23	6.23	-
INT0017AU totals		40.03	22.35	-	6.51	28.86	-
MAGELLAN GLOBAL (HEDGED)							
MGE0007AU	31/12/2020	10.80	7.20	-	-	7.20	-
	30/06/2021	39.74	26.49	-	-	26.49	-
MGE0007AU totals		50.54	33.69	-	-	33.69	-
MFS GLOBAL EQUITY TRUST W							

1-36

SMA00392387: PJM Meyer SMSF Pty Ltd ATF PJM Meyer SMSF
Realised CGT



01 Jul 2020 to 30 Jun 2021

SMA

Trust CGT distributions continued

Asset	Tax date	Gross gain (a) \$	Discounted gain (a)(b) \$	Indexed gain (a) \$	Other gain (a) \$	CGT gain/loss \$	Pre-CGT gain/loss \$
MIA0001AU	30/06/2021	1,369.46	912.97	-	-	912.97	-
MIA0001AU totals		1,369.46	912.97	-	-	912.97	-
MORNINGSTAR INTERNATIONAL SHARES ACTIVE ETF (MANAGED FUND)							
MSTR	30/06/2021	46.30	30.87	-	-	30.87	-
MSTR totals		51.93	30.87	-	5.63	5.63	-
VANGUARD HIGH GROWTH INDEX							
VAN0111AU	31/12/2020	288.58	192.39	-	-	192.39	-
	31/03/2021	640.56	427.04	-	-	427.04	-
	30/06/2021	651.18	434.12	-	-	434.12	-
VAN0111AU totals		1,580.32	1,053.55	-	-	1,053.55	-
VANGUARD FTSE EUROPE SHARES ETF							
VEQ	01/04/2021	0.22	0.15	-	-	0.15	-
	30/06/2021	0.10	0.07	-	-	0.07	-
VEQ totals		0.32	0.21	-	-	0.21	-
VANGUARD FTSE EMERGING MARKETS SHARES ETF							
VGE	04/01/2021	0.16	0.11	-	-	0.11	-
	01/04/2021	0.30	0.20	-	-	0.20	-
	30/06/2021	0.34	0.23	-	-	0.23	-
VGE totals		0.80	0.53	-	-	0.53	-
Trust CGT distribution totals		4,421.23	2,931.48	-	24.01	2,955.49	-

(a) These amounts include distributed capital gain tax credits. Refer to the Taxable income section for a detailed breakdown.

(b) A discount of 33.33% has been applied as determined by the portfolio's tax type.

1-37

Realised CGT

01 Jul 2020 to 30 Jun 2021

SMA

Summary of CGT gains/losses

	Carried forward from prior years	Total	Discounted	Indexed	Other
Losses available to offset	Current year losses	\$	\$	\$	\$
	Total	-25.80			
		-25.80			
CGT gains	Disposals of CGT assets	22.09			22.09
	Trust CGT distributions	4,421.23	4,397.22		24.01
	CGT gain before losses applied	4,443.32	4,397.22		46.10
	Losses applied	-25.80			-25.80
	CGT gain after losses applied	4,417.52	4,397.22		20.30
	Discount applied ^(a)	-1,465.74	-1,465.74	NA	NA
Net capital gain		2,951.78	2,931.48		20.30

(a) The 'CGT gain after losses applied' amount multiplied by a 33.33% CGT discount rate appropriate to the tax entity type of the portfolio.

POSTED

1-38

Important notices

General notices

This report is NOT intended to be advice.

The information provided on this report is not intended to influence any person in making a decision in relation to a particular financial product, class of financial products, or any interest in either. Taxation is only one of the matters that must be considered when making a decision in relation to a financial product. However, to the extent that advice is provided on this report, it does not take into account any person's particular objectives, financial situation or needs. These should be considered to determine the appropriateness of the advice, before acting on it.

Taxation

Actual Cost Details Not Supplied

Please note that where the Actual Cost details for a capital gains tax asset have not been supplied, the report may not correctly reflect the portfolio's financial position. Reports such as the Realised Report, the Unrealised Report and the Portfolio Valuation will need to be reassessed taking into account the missing cost information.

Taxation of Financial Arrangements (TOFA)

The system does not currently take the TOFA rules into consideration in the preparation of the report. Users need to ascertain the taxation implications on their investments where the TOFA rules may or where a voluntary election has been made to apply the TOFA rules. Users need to seek independent taxation advice in relation to the application of the TOFA rules.

31 July 2021

The Trustees of PJM Meyer SMSF Pty Ltd ATF
PJM Meyer SMSF
20 Promenade Circuit
HOPE ISLAND QLD 4212

Praemium Managed Accounts for Infocus

Portfolio name: PJM Meyer SMSF Pty Ltd ATF PJM Meyer
SMSF

Portfolio ID: SMA00392387

Annual statement for financial year to June 30, 2021

Dear The Trustees of PJM Meyer SMSF Pty Ltd ATF PJM Meyer SMSF,

We are pleased to provide your periodic statement for your investments held in the Praemium Managed Accounts for Infocus account. All figures, information and illustrations are as at 30 June 2021 unless otherwise stated.

This statement contains the following for the period 1 July 2020 to 30 June 2021:

- » Opening and closing balances (starting and ending values)
- » Return on investment (portfolio returns)
- » Summary of transactions
- » Additions and withdrawals
- » Fees

Your annual statement is not your tax report. This will be sent to you separately and will contain information to help complete your 2020-2021 tax return.

Sincerely,



Anna Itsiopoulos

Chief Operating Officer Australia
Praemium

If you have any questions about this annual statement, please contact our support team on 1800 571 881 or speak to your financial adviser.

Your financial adviser details
Tom Graham
fadmin@simmonsivingstone.com.au
07 5561 8800
0447 177 644

PJM MEYER SMSF
GENERAL LEDGER FOR THE PERIOD 06/08/2020 TO 30/06/2021
FROM ACCOUNT 242/000 TO 242/999 - ENTRIES: ALL

2-1

Printed: Wednesday 20 October, 2021 @ 10:16:28

Date	Ref	Type	Units	Debits \$	Credits \$	Balance \$
<u>242</u> <u>Employer Contributions - Concessional</u>						
<u>242/001</u> <u>Meyer, Paul Jeffrey</u>						
26/10/2020	261020	Bank Statement			337.93 2.3	(337.93)
Narration: SuperChoice P/L PC211020-137773159						
22/12/2020	221220	Bank Statement			242.25	(580.18)
Narration: SuperChoice P/L PC111220-178510562						
29/01/2021	290121	Bank Statement			696.09	(1,276.27)
Narration: SuperChoice P/L PC250121-163599620						
03/02/2021	030221	Bank Statement			2,053.88	(3,330.15)
Narration: SuperChoice P/L PC110121-184699702						
17/02/2021	170221	Bank Statement			542.25	(3,872.40)
Narration: SuperChoice P/L PC090221-134156789						
22/03/2021	220321	Bank Statement			1,246.00 2.5	(5,118.40)
Narration: SuperChoice P/L PC110321-190581752						
16/04/2021	160421	Bank Statement			1,488.25	(6,606.65)
Narration: SuperChoice P/L PC090421-193372933						
03/05/2021	030521	Bank Statement			735.80	(7,342.45)
Narration: SuperChoice P/L PC280421-190155094						
17/05/2021	170521	Bank Statement			1,892.00	(9,234.45)
Narration: SuperChoice P/L PC100521-165005670						
17/06/2021	170621	Bank Statement			1,811.25 2.8	(11,045.70)
Narration: SuperChoice P/L PC080621-127010380						
25/06/2021	250621	Bank Statement			542.25 2.9	(11,587.95)
Narration: SuperChoice P/L PC230621-114841187						
<u>242/002</u> <u>Meyer, Megan</u>						
22/09/2020	220920	Bank Statement			440.24 2.2	(440.24)
Narration: SuperChoice P/L PC170920-109725492						
20/10/2020	201020	Bank Statement			500.24 2.3	(940.48)
Narration: SuperChoice P/L PC151020-197411259						
18/11/2020	181120	Bank Statement			625.30	(1,565.78)
Narration: SuperChoice P/L PC131120-119348084						
18/12/2020	181220	Bank Statement			500.24	(2,066.02)
Narration: SuperChoice P/L PC141220-100438420						
18/01/2021	180121	Bank Statement			625.30 2.4	(2,691.32)
Narration: SuperChoice P/L PC130121-107319548						
18/02/2021	180221	Bank Statement			500.24	(3,191.56)
Narration: SuperChoice P/L PC150221-100760785						
18/03/2021	180321	Bank Statement			500.24 2.5	(3,691.80)
Narration: SuperChoice P/L PC150321-190735923						
21/04/2021	210421	Bank Statement			500.24 2.6	(4,192.04)
Narration: SuperChoice P/L PC160421-180365615						
24/05/2021	240521	Bank Statement			625.30 2.7	(4,817.34)
Narration: SuperChoice P/L PC190521-134875278						
24/06/2021	240621	Bank Statement			500.24 2.9	(5,317.58)
Narration: SuperChoice P/L PC210621-192853036						
Total Debits:						
Total Credits:				\$16,905.53		
Current Year Profit/(Loss):				N/A		

[Logout](#)

2.7



[Australia Post](#) > [Self-managed super fund gateway service](#) > [View fund transactions](#)

View Transactions

* Required information

Display Contribution and Rollover Transactions as reported via the SuperStream system.

Please select a fund by either Name or ABN

Select fund by name *

The Trustee for PJM Meyer SMSF - 20 160 465 035

OR

Select fund by ABN *

--- Please select a fund ---

Download an **Annual Statement** of the current and previous financial year for the selected fund.

Start date *

2020-07-01

End date *

2021-05-31

Date (Type)	From	Amount	Details
2020-09-22 Contribution	Campbell Construction Co Pty Ltd (78109509739)	\$ 440.24	Hide details
		Member name Member number Payment reference Pay period start date Pay period end date Contribution amounts Super guarantee amount Salary sacrifice amount	Megan Meyer 1 PC170920-109725492 2020-07-30 2020-08-26 \$ 380.24 \$ 60.00
2020-10-20 Contribution	Campbell Construction Co Pty Ltd (78109509739)	\$ 500.24	Hide details

2-3

Date (Type)	From	Amount	Details
		Member name Megan Meyer Member number 1 Payment reference PC151020-197411259 Pay period start date 2020-08-27 Pay period end date 2020-09-23 Contribution amounts Super guarantee amount \$ 380.24 Salary sacrifice amount \$ 120.00	
2020-10-26 Contribution	SW CruiseCo Pty Ltd (78109509739)	\$ 337.93	Hide details
		Member name Paul Meyer Member number 1 Payment reference PC211020-137773159 Pay period start date 2020-08-24 Pay period end date 2020-09-20 Contribution amounts Super guarantee amount \$ 337.93	
2020-11-18 Contribution	Campbell Construction Co Pty Ltd (78109509739)	\$ 625.30	Hide details
		Member name Megan Meyer Member number 1 Payment reference PC131120-119348084 Pay period start date 2020-09-24 Pay period end date 2020-10-28 Contribution amounts Super guarantee amount \$ 475.30 Salary sacrifice amount \$ 150.00	
2020-12-18 Contribution	Campbell Construction Co Pty Ltd (78109509739)	\$ 500.24	Hide details
		Member name Megan Meyer Member number 1 Payment reference PC141220-100438420 Pay period start date 2020-10-29 Pay period end date 2020-11-25 Contribution amounts Super guarantee amount \$ 380.24 Salary sacrifice amount \$ 120.00	
2020-12-22 Contribution	FOXTEL MANAGEMENT PTY LIMITED (78109509739)	\$ 242.25	Hide details

2.4

Date (Type)	From	Amount	Details
<p style="margin-left: 100px;">Member name Mr Paul Jeffrey Meyer Member number PAUL MEYER</p> <p style="margin-left: 100px;">Payment reference PC111220-178510562 Pay period start date 2020-11-01 Pay period end date 2020-11-30</p> <p style="margin-left: 100px;">Contribution amounts Super guarantee amount \$ 242.25 Personal amount \$ 0.00 Salary sacrifice amount \$ 0.00</p>			
2021-01-18 Contribution	Campbell Construction Co Pty Ltd (78109509739)	\$ 625.30	Hide details
<p style="margin-left: 100px;">Member name Megan Meyer Member number 1</p> <p style="margin-left: 100px;">Payment reference PC130121-107319548 Pay period start date 2020-11-26 Pay period end date 2020-12-30</p> <p style="margin-left: 100px;">Contribution amounts Super guarantee amount \$ 475.30 Salary sacrifice amount \$ 150.00</p>			
2021-01-29 Contribution	SW CruiseCo Pty Ltd (78109509739)	\$ 696.09	Hide details
<p style="margin-left: 100px;">Member name Paul Meyer Member number 1</p> <p style="margin-left: 100px;">Payment reference PC250121-163599620 Pay period start date 2020-09-21 Pay period end date 2020-12-27</p> <p style="margin-left: 100px;">Contribution amounts Super guarantee amount \$ 696.09</p>			
2021-02-03 Contribution	FOXTEL MANAGEMENT PTY LIMITED (78109509739)	\$ 2,053.88	Hide details
<p style="margin-left: 100px;">Member name Mr Paul Jeffrey Meyer Member number PAUL MEYER</p> <p style="margin-left: 100px;">Payment reference PC110121-184699702 Pay period start date 2020-12-01 Pay period end date 2020-12-31</p> <p style="margin-left: 100px;">Contribution amounts Super guarantee amount \$ 1,453.88 Personal amount \$ 0.00 Salary sacrifice amount \$ 600.00</p>			
2021-02-17 Contribution	FOXTEL MANAGEMENT PTY LIMITED (78109509739)	\$ 542.25	Hide details

Date (Type)	From	Amount	Details
<div style="text-align: right; font-size: 2em; margin-bottom: 10px;">2.5</div> <p style="margin: 0;">Member name Mr Paul Jeffrey Meyer Member number PAUL MEYER</p> <p style="margin: 0;">Payment reference PC090221-134156789 Pay period start date 2021-01-01 Pay period end date 2021-01-31</p> <p style="margin: 0;">Contribution amounts Super guarantee amount \$ 242.25 Personal amount \$ 0.00 Salary sacrifice amount \$ 300.00</p>			
2021-02-18 Contribution	Campbell Construction Co Pty Ltd (78109509739)	\$ 500.24	Hide details
<p style="margin: 0;">Member name Megan Meyer Member number 1</p> <p style="margin: 0;">Payment reference PC150221-100760785 Pay period start date 2020-12-31 Pay period end date 2021-01-27</p> <p style="margin: 0;">Contribution amounts Super guarantee amount \$ 380.24 Salary sacrifice amount \$ 120.00</p>			
2021-03-18 Contribution	Campbell Construction Co Pty Ltd (78109509739)	\$ 500.24	Hide details
<p style="margin: 0;">Member name Megan Meyer Member number 1</p> <p style="margin: 0;">Payment reference PC150321-190735923 Pay period start date 2021-01-28 Pay period end date 2021-02-24</p> <p style="margin: 0;">Contribution amounts Super guarantee amount \$ 380.24 Salary sacrifice amount \$ 120.00</p>			
2021-03-22 Contribution	FOXTEL MANAGEMENT PTY LIMITED (78109509739)	\$ 1,246.00	Hide details
<p style="margin: 0;">Member name Mr Paul Jeffrey Meyer Member number PAUL MEYER</p> <p style="margin: 0;">Payment reference PC110321-190581752 Pay period start date 2021-02-01 Pay period end date 2021-02-28</p> <p style="margin: 0;">Contribution amounts Super guarantee amount \$ 646.00 Personal amount \$ 0.00 Salary sacrifice amount \$ 600.00</p>			
2021-04-16 Contribution	FOXTEL MANAGEMENT PTY LIMITED (78109509739)	\$ 1,488.25	Hide details

2.6

Date (Type)	From	Amount	Details
		Member name Mr Paul Jeffrey Meyer Member number PAUL MEYER Payment reference PC090421-193372933 Pay period start date 2021-03-01 Pay period end date 2021-03-31 Contribution amounts Super guarantee amount \$ 888.25 Personal amount \$ 0.00 Salary sacrifice amount \$ 600.00	
2021-04-21 Contribution	Campbell Construction Co Pty Ltd (78109509739)	\$ 500.24	Hide details
		Member name Megan Meyer Member number 1 Payment reference PC160421-180365615 Pay period start date 2021-02-25 Pay period end date 2021-03-24 Contribution amounts Super guarantee amount \$ 380.24 Salary sacrifice amount \$ 120.00	
2021-05-03 Contribution	SW CruiseCo Pty Ltd (78109509739)	\$ 735.80	Hide details
		Member name Paul Meyer Member number 1 Payment reference PC280421-190155094 Pay period start date 2020-12-28 Pay period end date 2021-03-21 Contribution amounts Super guarantee amount \$ 735.80	
2021-05-17 Contribution	FOXTEL MANAGEMENT PTY LIMITED (78109509739)	\$ 1,892.00	Hide details
		Member name Mr Paul Jeffrey Meyer Member number PAUL MEYER Payment reference PC100521-165005670 Pay period start date 2021-04-01 Pay period end date 2021-04-30 Contribution amounts Super guarantee amount \$ 1,292.00 Personal amount \$ 0.00 Salary sacrifice amount \$ 600.00	
2021-05-24 Contribution	Campbell Construction Co Pty Ltd (78109509739)	\$ 625.30	Hide details

Date (Type)	From	Amount	Details
2-7			
Member name Megan Meyer			
Member number 1			
Payment reference PC190521-134875278			
Pay period start date 2021-03-25			
Pay period end date 2021-04-28			
Contribution amounts			
Super guarantee amount \$ 475.30			
Salary sacrifice amount \$ 150.00			

Note: Transaction information searches may take up to 60 seconds.

[Save as CSV](#)

[Return to Funds List](#)



2-8

Australia Post wish to inform you that the development of the Superstream 3 Rollover capability is currently in progress and is expected to be available early November 2021.

For more information please contact Superannuation@auspost.com.au

[Australia Post](#) > [Self-managed super fund gateway service](#) > View fund transactions

View Transactions

* Required information

Display Contribution and Rollover Transactions as reported via the SuperStream system.

Please select a fund by either Name or ABN

Select fund by name *

The Trustee for PJM Meyer SMSF - 20 160 465 035

OR

Select fund by ABN *

--- Please select a fund ---

Download an **Annual Statement** of the current and previous financial year for the selected fund.

Download

Start date *

2021-06-01

End date *

2021-06-30

Search

Date (Type)	From	Amount	Details
2021-06-17 Contribution	FOXTEL MANAGEMENT PTY LIMITED (78109509739)	\$ 1,811.25	Hide details
		Member name Member number	Mr Paul Jeffrey Meyer PAUL MEYER
		Payment reference Pay period start date Pay period end date	PC080621-127010380 2021-05-01 2021-05-31
		Contribution amounts Super guarantee amount Personal amount Salary sacrifice amount	\$ 1,211.25 \$ 0.00 \$ 600.00

Date (Type)	From	Amount	Details
2021-06-24 Contribution	Campbell Construction Co Pty Ltd (78109509739)	\$ 500.24	Hide details 2.9
		Member name Member number Payment reference Pay period start date Pay period end date Contribution amounts Super guarantee amount Salary sacrifice amount	Megan Meyer 1 PC210621-192853036 2021-04-29 2021-05-26 \$ 380.24 \$ 120.00
2021-06-25 Contribution	FOXTEL MANAGEMENT PTY LIMITED (78109509739)	\$ 542.25	Hide details
		Member name Member number Payment reference Pay period start date Pay period end date Contribution amounts Super guarantee amount Personal amount Salary sacrifice amount	Mr Paul Jeffrey Meyer PAUL MEYER PC230621-114841187 2021-01-01 2021-01-31 \$ 242.25 \$ 0.00 \$ 300.00

Note: Transaction information searches may take up to 60 seconds.

Save as CSV

Return to Funds List



Notice of intent to claim or vary a deduction for personal super contributions

COMPLETING THIS STATEMENT

- Print clearly using a black pen only.
- Use BLOCK LETTERS and print one character per box.
- Place in ALL applicable boxes.

1 The instructions contain important information about completing this notice. Refer to them for more information about how to complete and lodge this notice.

Section A: Your details

1 Tax file number (TFN)

1 5 0 1 3 0 1 7 2

1 The ATO does not collect this information provided on this form. This form is to assist you in providing details to your super fund. Your super fund is authorised to request your personal details, including your TFN, under the *Superannuation Industry (Supervision) Act 1993*, the *Income Tax Assessment Act 1997* and the *Taxation Administration Act 1953*. It is not an offence not to provide your TFN. However, if you do not provide your TFN, and your super fund doesn't already hold your TFN, they will not be permitted to accept the contribution(s) covered by this notice. For more information about your privacy please contact the entity you are providing this form to.

2 Name

Title: Mr Mrs Miss Ms Other

Family name
M E Y E R

First given name
P A U L
Other given names
J E F F R E Y

3 Date of birth
Day: 1 5 / Month: 0 1 / Year: 1 9 6 9

4 Current postal address

2 0 P R O M E N A D E C I R C U I T

Suburb/town/locality: H O P E I S L A N D
State/territory: Q L D
Postcode: 4 2 1 2

Country if outside of Australia

5 Daytime phone number (include area code) 0 4 2 3 0 0 7 6 5 4

Section B: Super fund's details

6 Fund name

P J M M E Y E R S M S F P T Y L T D A T F P J M M E Y E R
S M S F

7 Fund Australian business number (ABN)

8 Member account number 9 6 8 2 2 5 7 3 0

9 Unique Superannuation Identifier (USI) (if known)

Section C: Contribution details

10 Personal contribution details

Is this notice varying an earlier notice? No Yes

If you answered 'No' complete the Original Notice to Claim a Tax Deduction section below.
If you answered 'Yes' complete the Variation of previous valid notice of intent section below.

ORIGINAL NOTICE TO CLAIM A TAX DEDUCTION

11 Financial year ended 30 June 20

12 My personal contributions to this fund in the above financial year \$, 8 1 4 . 0 0

13 The amount of these personal contributions I will be claiming as a tax deduction \$, 8 1 4 . 0 0

Section D: Declaration

This form has a declaration where you say the information in it is correct and complete. Please review the information before you sign the declaration. If you provide false or misleading information, or fail to take reasonable care, you may be liable to administrative penalties imposed by taxation law.

INTENTION TO CLAIM A TAX DEDUCTION

! Complete this declaration if you have **not** previously lodged a valid notice with your super fund for these contributions.

I declare that at the time of lodging this notice:

- I intend to claim the personal contributions stated as a tax deduction
- I am a current member of the identified super fund
- the identified super fund currently holds these contributions and has not begun to pay a superannuation income stream based in whole or part on these contributions
- I have not included any of the contributions in an earlier valid notice.

I declare that I am lodging this notice at the earlier of **either**:

- before the end of the day that I lodged my income tax return for the income year in which the personal contributions were made, **or**
- before the end of the income year following the year in which the contribution was made.

I declare that the information given on this notice is correct and complete.

Name (Print in BLOCK LETTERS)

PAUL JEFFREY MEYER

Signature



Date

Day Month Year
08 / 08 / 2021

> Send your completed notice to your super fund. **Do not send it to us.** The information on this notice is for you and your super fund. We don't collect this information; we only provide a format for you to provide the information to your super fund.

VARIATION OF PREVIOUS VALID NOTICE OF INTENT

14 Financial year ended 30 June 20

15 My personal contributions to this fund in the above financial year \$, .

16 The amount of these personal contributions claimed in my original notice of intent \$, .

17 The amount of these personal contributions I will now be claiming as a tax deduction \$, .

33

**PJM MEYER SMSF
SUPERANNUATION FUND ACKNOWLEDGEMENT
FOR RECEIPT OF MEMBER NOTICE OF DEDUCTIBILITY**

MR PAUL JEFFREY MEYER
20 PROMENADE CIRCUIT
HOPE ISLAND QLD 4212

Pjm Meyer Smsf Pty Ltd as trustee for
PJM MEYER SMSF acknowledges that

PAUL JEFFREY MEYER

has advised in writing in accordance with Section 290-170 of the Income Tax Assessment Act 1997 the intention to claim a tax deduction of

\$814.00

for contributions paid in the year ended 30 June 2021. The Trustee has taken action to deduct the appropriate level of tax from the contributions claimed.



TRUSTEE

Date: 30 / 06 / 2021

**** IMPORTANT INFORMATION - PLEASE READ THE FOLLOWING CAREFULLY ****

If your records confirm the above amount claimed no action on your behalf is required. Retain this acknowledgement with your taxation records as it may be requested by the Australian Taxation Office to substantiate your tax deduction for Superannuation Contributions.

Otherwise: Complete the details below and return this form to the Trustee if:

1. The amount shown above is not the amount that will be claimed, or
2. The Australian Taxation Office disallows/reduces the amount you claim.

In terms of Section 290-170 of the Income Tax Assessment Act 1997 I advise that the amount I intend to claim as a tax deduction for the period 6 August 2020 to 30 June 2021 is:

\$ 814.00



MEMBERS SIGNATURE

Date: 4 / 8 / 21



EFFECTIVE
PROPERTY MANAGEMENT
WE APPRECIATE YOUR ASSET

EFFECTIVE MANAGEMENT PTY LTD

PO Box 1404 Paradise Point 4216

PH : 07 5679 1323

EMAIL : effectivemgt@optusnet.com.au

Licensee : # ABN 65109244304

STATEMENT
(TAX INVOICE)

Page 1 of 1

CODE : [MEYER]

PERIOD END : FY 2021

ABN : 20160465035

(YEARLY)

PJM MEYER SMSF PTY LTD
20 PROMENADE CIRCUIT
HOPE ISLAND QLD 4212

Printed 30/06/2021 at 11:34:41 AM

	DEBIT -	CREDIT +	
		Balance Brought Forward	\$0.00
Income			
Property & Description	Paid From & To		
42 Outrigger Circuit, \$680.00 - WEEKLY			
Rochelle Prosper	RENT RECEIVED	29/05/21 to 06/08/21	\$6,800.00
		Total Income	\$6,800.00
Sundry Credits			
		Total Sundry Credits	\$0.00
Expenses			
09/06/21	#14118739 EBM	03/06/21 EBM Insurance GST: \$33.82	
	Prp:42OUTRIGGER	Insurance(s)	\$372.00
		Total Expenses	\$372.00
Agent Fees			
	TOTAL STATEMENT FEES		\$10.90
	TOTAL MANAGEMENT FEES		\$442.00
	TOTAL GST CHARGED		\$45.30
	Total Fees		\$498.20
Disbursed to Owner			
	TOTAL TRAN/CHEQ OWNER		\$5,929.80
	Period Start: \$0.00		
	Total to Owner		\$5,929.80
TOTALS		\$6,800.00	\$6,800.00
CLOSING BALANCE			\$0.00


Notes & Messages

(* Taxable supply / # Indicates ALL GST)

Global Notes

We strongly recommend that all owners obtain landlord protection insurance cover to protect against typical risks to which owners may be exposed. Should you require any further information, or assistance in obtaining landlord protection insurance, please feel free to contact us.

POSTED



**STATEMENT
(TAX INVOICE)**

PJM MEYER SMSF PTY LTD
20 PROMENADE CIRCUIT
HOPE ISLAND QLD 4212

Page 1 of 1 **4.2**
CODE : [MEYER]
PERIOD END : 16/06/2021
ABN : 20160465035

Printed 16/06/2021 at 11:00:30 AM

	DEBIT -	CREDIT +
Balance Brought Forward		\$0.00
Income		
Property & Description	Paid From & To	
42 Outrigger Circuit, \$680.00 - WEEKLY		
Rochelle Prosper RENT RECEIVED	12/06/21 to 06/08/21	\$5,440.00
Total Income		\$5,440.00
Sundry Credits		
Total Sundry Credits		\$0.00
Expenses		
09/06/21 #14118739 EBM 03/06/21 EBM Insurance GST: \$33.82		
Prp:42OUTRIGGER Insurance(s)		\$372.00
Total Expenses		\$372.00
Agent Fees		
Total Fees		\$0.00
Disbursed to Owner		
Total to Owner		\$0.00
TOTALS		\$372.00
CLOSING BALANCE		\$5,068.00

Notes & Messages

(* Taxable supply / # Indicates ALL Gst)

(Email as PDF)

Global Notes

We strongly recommend that all owners obtain landlord protection insurance cover to protect against typical risks to which owners may be exposed. Should you require any further information, or assistance in obtaining landlord protection insurance, please feel free to contact us.



4-3

OWNERSHIP STATEMENT #18 - Maritz Family SMSF Pty Ltd

Mr Tom Graham
PO Box 806,
Oxenford, QLD

STATEMENT PERIOD	26/05/2021 - 30/06/2021
OWNERSHIP ID:	1056
OPENING BALANCE:	\$0.00
CLOSING BALANCE:	\$0.00
OWNERSHIP PAYMENT:	\$1,631.79

TAX INVOICE

RENT INCOME SUMMARY FOR PERIOD

Property	Tenancy	Rent Period Amount	Paid From Paid To	Effective Date	Part Payment	PAID
32/26 Harbord Street	Gugulethu and Leslie Ncube	\$470.00/W	17/05/21 - 20/06/21	24/06/21	\$270.00	\$2,300.00
Total rent for period						TOTAL \$2,300.00

PROPERTY INCOME, EXPENSES & OWNERSHIP CONTRIBUTIONS

Date	Property	Description	GST Paid	MONEY OUT	MONEY IN
15/06/2021	32/26 Harbord Street	Russell Property Partners (BPAY Ref: 150536653) Strata Levies	\$0.00	\$488.91	
SUBTOTAL				\$488.91	\$0.00
Total for property expenses & ownership contributions				TOTAL	-\$488.91

TOTAL FEES PAID/CREDITED IN PERIOD

Fee	GST Paid	MONEY OUT	MONEY IN
Administration Fee	\$0.50	\$5.50	
End of Financial Year Summary Fee	\$2.00	\$22.00	
Management Fees	\$13.80	\$151.80	
SUBTOTAL		\$179.30	\$0.00
Total fees paid in period		TOTAL	-\$179.30

OWNERSHIP PAYMENTS

Date	Description	MONEY OUT	MONEY IN
30/06/2021	EFT to account Maritz Family SMSF Macquarie Bank Limited (182-512 XXXX 3102)	\$1,631.79	
SUBTOTAL		\$1,631.79	\$0.00



HUDSON
H O M E S
R E A L T Y

Hudson Homes Realty
37 Alliance Avenue, Morisset, NSW, 2264
Ph: 1300246300 Fax:
enquiries@hhrealty.com.au

4.4

Total ownership payments	TOTAL	-\$1,631.79
CLOSING (CARRIED FORWARD) BALANCE		
	TOTAL	\$0.00



**STATEMENT
(TAX INVOICE)**

PJM MEYER SMSF PTY LTD
20 PROMENADE CIRCUIT
HOPE ISLAND QLD 4212

Page 1 of 1
CODE : [MEYER]
PERIOD END : 01/06/2021

4-5

Printed 01/06/2021 at 11:48:57 AM

	DEBIT -	CREDIT +
		Balance Brought Forward \$0.00
Income		
Property & Description	Paid From & To	
42 Outrigger Circuit, \$680.00 - WEEKLY		
Rochelle Prosper RENT RECEIVED	29/05/21 to 11/06/21	\$1,360.00
	Total Income	\$1,360.00
Sundry Credits		
	Total Sundry Credits	\$0.00
Expenses		
	Total Expenses	\$0.00
Agent Fees		
01/06/21 Management Fee		\$88.40
01/06/21 Administration Fee		\$5.45
01/06/21 10%gst On Agent Fees		\$9.39
	Total Fees	\$103.24
Disbursed to Owner		
01/06/21 TRANSFR397 TRAN 182-512 0009xxxx		\$1,256.76
	Total to Owner	\$1,256.76
	TOTALS	\$1,360.00
	CLOSING BALANCE	\$0.00

Notes & Messages

(* Taxable supply / # Indicates ALL Gst)

(Email as PDF)

Global Notes

We strongly recommend that all owners obtain landlord protection insurance cover to protect against typical risks to which owners may be exposed. Should you require any further information, or assistance in obtaining landlord protection insurance, please feel free to contact us.

4-7

TAX INVOICE I4118739

PJM Meyer SMSF Pty Ltd
C/- Effective Management Pty Ltd
PO Box 1404
PARADISE POINT QLD 4216

Invoice Date : 02.06.2021
Client Number : EBM RCP PN413
Invoice Ref : I4118739 Cover No : 1477798/000
Class : RentCoverUltra
Placement with/by : Various Insurers
Period : 02.06.2021 to 02.06.2022
Agent Name : Effective Management Pty Ltd

Premium 283.70
Stamp Duty 28.09
Admin Fee 28.95
SubTotal Excl. GST 340.74
GST Total 31.26
Total Amount \$ 372.00

TRANSACTION DESCRIPTION

** NEW COVER **

INSURED
PJM Meyer SMSF Pty Ltd

PROPERTY INSURED
42 Outrigger Circuit HOPE ISLAND

----- cut here -----

PAYMENT OPTIONS (our credit terms are 30 days)

Client Number : EBM RCP PN413 Client Name : PJM Meyer SMSF Pty Ltd
Invoice No : I4118739 Cover No : 1477798/000 Brief Description: 42 Outrigger Circuit HOPE ISLAND
Agent Name : Effective Management Pty Ltd Agent Code : EM10/EM10



Billor Code: 20362
Reference: 4027 4330 1530 40743

Total Amount \$ 372.00

Cheque or Money Order : Payable to EBM Insurance Brokers (please return with this remittance slip)



*498 402743 30153040743

COVER SUMMARY

CLIENT	PLACEMENT WITH/BY	02.06.21
Paul Meyer PJM Meyer SMSF Pty Ltd C/- Effective Management Pty Ltd PO Box 1404 PARADISE POINT QLD 4216	Various Insurers	

CLASS OF RISK	PERIOD OF INSURANCE	
RentCoverUltra	From: 2nd June 2021	
	To : 2nd June 2022	at 4.00pm Local Time
Policy No : 34-AG48201-SRP	Our Ref : EBM RCP PN413 1477798/000	

COVER SUMMARY This summary is not a policy document and is only an outline of the cover. The terms conditions and limitations of the Insurer's policy shall prevail at all times.

RENTCOVER SECTION:	266.30
CONTENTS SECTION:	73.86

Broker Fee	31.84
Total Premium	372.00
	=====

INSURED DETAILS:

INSURED : PJM Meyer SMSF Pty Ltd
 SITUATION : 42 Outrigger Circuit HOPE ISLAND
 POSTCODE : 4212
 DWELLINGS : 1

RENTCOVER SECTION:

POLICY DETAILS
 For full details of cover, please refer to the PDS and Policy Wording

Section 1 : Cover for your Premises and Contents (Fixtures & Fittings)
 - Tenant and Accidental Damage

Sum Insured: \$ 65,000

4-9

COVER SUMMARY

Excesses : Section 1
 Malicious damage by tenant \$400 per claim
 Theft by tenant \$400 per claim
 Accidental damage \$400 per event

Section 2 : Cover for your Premises - Insured Events
 Section 2 is inoperative

INSURER	POLICY NUMBER	PROPORTION
RentCover Underwriting Agency HAWTHORN EAST VIC 3123	34-AG48201-SRP	100.0000%
* SUPPORTING INSURERS		
- QBE Insurance (Australia) Ltd 82 Pitt Street SYDNEY NSW 2000	100.0000%	

CONTENTS SECTION:

Section 3 : Cover for your Contents - Insured Events

Sum Insured: \$ 65,000

Accidental & Malicious Damage by Tenant to Non-Fixed Contents Not Insured

Excesses : Sections 2 & 3
 Earthquake or Tsunami \$250 per event
 Cyclone \$500 per event
 all other claims \$200 per event

INSURER	POLICY NUMBER	PROPORTION
RentCover Underwriting Agency ABBOTSFORD VIC 3067	34-AU03545-HHH	100.0000%
* SUPPORTING INSURERS		
- QBE Insurance (Australia) Ltd 82 Pitt Street SYDNEY NSW 2000	100.0000%	

SPECIAL ENDORSEMENTS:

Section 4 : Cover for Rent and legal Expenses

Sum Insured
 Up to \$1,500 per week loss of rent

Legal Expenses
 Up to \$5,000

Section 5 : Cover for your Legal Liability - Property owners

Limit of Liability

\$30,000,000 any one occurrence plus approved legal costs

Section 6 : Cover for your Taxation Audit

Sum Insured

- 1) Up to \$1,000 any one audit
- 2) Up to \$2,000 any one policy period
- 3) Up to \$4,000 in total for all policies you have insured with us.

Excesses : Sections 4, 5 and 6
Nil excess applicable

Special Extension : Domestic Workers Compensation included, Western Australia only, As Per Act and Common Law

Special Notice : Please note that we have placed, renewed or varied this policy of insurance under an authority given to us by the Insurers and will therefore be effecting the contract as agents of the Insurers and not as your agent.

Bushfire Notice : There will be no cover provided under this policy in respect to any loss or damage arising out of or in connection with bush fires for a period of 72 hours from:

- the commencement date of this insurance (if a new policy); or
- the date any additional covers or increases in sums insured or loss limits added by endorsements.

Policy Wording : QM2178-0221

Premium Details :

Premium	283.70
Stamp Duty	28.09
Broker Fee	28.95
GST	31.26
TOTAL	372.00

GENERAL ADVICE NOTICE

CLIENT	PLACEMENT WITH/BY	02.06.21
Paul Meyer PJM Meyer SMSF Pty Ltd C/- Effective Management Pty Ltd PO Box 1404 PARADISE POINT QLD 4216 Your account is managed by: UNIT23 Queensland	Various Insurers	
CLASS OF RISK	PERIOD OF INSURANCE	
RentCoverUltra Policy No : 34-AG48201-SRP	From: 2nd June 2021 To : 2nd June 2022	at 4.00pm Local Time Our Ref : EBM RCP PN413 1477798/000/01
GENERAL ADVICE NOTICE		

In respect to this transaction, we have provided general advice only and not personal advice. In giving this advice we have not taken into account your personal circumstances, objectives, financial situation or needs.

Please read the policy documentation, including any Product Disclosure Statement to ensure the policy satisfies your requirements.

If you have any queries or require a copy of the Product Disclosure Statement or our Financial Services Guide, please contact your EBM Account Manager or Representative.

General tenancy agreement (Form 18a)

Residential Tenancies and Rooming Accommodation Act 2008



Part 1 Tenancy details

Item 1 1.1 Lessor

Name/trading name PJM Meyer SMSF Pty Ltd		
Address		
C/- Effective Management, PO Box 1404 Paradise Point QLD		Postcode 4216
1.2 Phone	Mobile	Email
0422 627 272	0422 627 272	effectivemgt@optusnet.com.au

Item 2 2.1 Tenant/s

Tenant 1	Full name/s Rochelle Prosper
Phone	Email
Tenant 2	Full name/s
Phone	Email
Tenant 3	Full name/s
Phone	Email

2.2 Address for service (if different from address of the premises in item 5.1) Attach a separate list

Item 3 3.1 Agent If applicable. See clause 43

Full name/trading name Effective Management Pty Ltd T/as Effective Management		
Address		
16 Cova Boulevard, Hope Island QLD		Postcode 4212
3.2 Phone	Mobile	Email
0422 627 272	0422 627 272	effectivemgt@optusnet.com.au

Item 4 Notices may be given to (Indicate if the email is different from item 1, 2 or 3 above)

4.1 Lessor
Email Yes No Facsimile Yes No

4.2 Tenant/s
Email Yes No Facsimile Yes No

4.3 Agent
Email Yes No Facsimile Yes No

Item 5 5.1 Address of the rental premises

42 Outrigger Circuit	
Hope Island QLD	Postcode 4212

5.2 Inclusions provided. For example, furniture or other household goods let with the premises. Attach list if necessary

Item 6 6.1 The term of the agreement is fixed term agreement periodic agreement

6.2 Starting on **29 / 05 / 2021** 6.3 Ending on **27 / 05 / 2022**

Fixed term agreements only.
For continuation of tenancy agreement, see clause 6



Item 7 Rent \$ **680.00** per week fortnight month See clause 8(1)

Item 8 Rent must be paid on the **Saturday** day of each **Week**
Insert day. See clause 8(2) Insert week, fortnight or month

Item 9 **Method of rent payment** Insert the way the rent must be paid. See clause 8(3)
Direct Deposit / Cheque / Cash

Details for direct credit
BSB no. **0 3 4 2 9 2** Bank/building society/credit union **Westpac**
Account no. **2 1 4 3 0 4** Account name **Effective Management Pty Ltd**
Payment reference **420CPROSPER**

Item 10 **Place of rent payment** Insert where the rent must be paid. See clause 8(4) to 8(6)
EFFECTIVE MANAGEMENT PTY LTD

Item 11 Rental bond amount \$ **2,720.00** See clause 13

Item 12 **12.1 The services supplied to the premises for which the tenant must pay** See clause 16
Electricity Yes No Any other service that a tenant must pay Yes No
Gas Yes No Type See special terms (page 8)
Phone Yes No

12.2 Is the tenant to pay for water supplied to the premises See clause 17
 Yes No

Item 13 **If the premises is not individually metered for a service under item 12.1, the apportionment of the cost of the service for which the tenant must pay.** For example, insert the percentage of the total charge the tenant must pay. See clause 16(c)

Electricity Any other service stated in item 12.1
Gas See special terms (page 8)
Phone

Item 14 **How services must be paid for** insert for each how the tenant must pay. See clause 16(d)

Electricity **As account holder, direct to the electricity supplier**
Gas **As account holder, direct to the gas supplier**
Phone **As account holder, direct to the service provider**
Any other service stated in item 12.1
See special terms (page 8)

Item 15 Number of persons allowed to reside at the premises **2** See clause 23

Item 16 **16.1 Are there any body corporate by-laws applicable to the occupation of the premises by a tenant?** See clause 22 Yes No
16.2 Has the tenant been given a copy of the relevant by-laws See clause 22 Yes No

Item 17 **17.1 Pets approved** Yes No See clause 24(1)
17.2 The types and number of pets that may be kept See clause 24(2)
Type Number Type Number

Item 18 **Nominated repairers** Insert name and telephone number for each. See clause 31

Electrical repairs **Contact Onsite Manager** Phone **0411 576 679**
Plumbing repairs **Contact Onsite Manager** Phone **0411 576 679**
Other **Contact Onsite Manager** Phone **0411 576 679**

Part 3 Special terms Insert any special terms here and/or attach a separate list if required. See clause 2(3) to 2(5)

Refer Addendum A (Item A1)


The tenant/s must receive a copy of the information statement (Form 17a) and a copy of any applicable by-laws if copies have not previously been given to the tenant/s. Do not send to the RTA—give this form to the tenant/s, keep a copy for your records.

Signature of lessor/agent

Name/trading name

Effective Management Pty Ltd T/as Effective Management and Sales

Signature




Date 28/5/2021

Signature of tenant 1

Print name

Rochelle Prosper

Signature



Date 28/5/21

Signature of tenant 2

Print name

Signature

Date / /

Signature of tenant 3

Print name

Signature

Date / /

Addendum A

A1. Special Terms

1. The tenant agrees that this Annexure A and Tenancy Key Points form part of the tenancy Agreement.
2. Current Pool Safety Certificate Number PSC0082472 Expires 11/01/2022.
3. The tenant acknowledges that smoking is strictly prohibited within the dwelling.
4. The tenant accepts full responsibility for any animal that the tenant brings or allows upon the rented premises with or without consent of the lessor/agent. The tenant will solely be liable for all loss, damage or injury suffered by any person who is attacked by any such animal but if any action is brought against the lessor by any person despite the tenant being responsible as foresaid, the tenant will indemnify and hold harmless the Lessor from any claim, action, suit or demand brought against it/them by any person injured by such animal. Further to this the tenant will solely be liable for all loss or damage caused to property by any such animal, including damage to carpets, window coverings, lawns and gardens and the building.
5. The tenant acknowledges that he/she has viewed a copy of the swimming pool safety certificate in the Manager's office.
6. If any payment paid by the tenants is dishonoured, a \$55.00 dishonour fee will apply.
7. The tenant acknowledges that he/she has received a copy of the Form 1a Entry Condition Report. The tenant further acknowledges that it is his/her responsibility to complete and return the Condition Report to the manager within 7 days of occupancy of the property.
8. The tenant is to ensure that internally, pot plants are raised off the carpet or floorboards to avoid water damage or staining. Any damage resulting from a failure to take this precaution will be charged to the tenant and payable within 7 days of written account or request or deducted from the rental bond.
9. The tenant agrees to use furniture protectors on all furniture in the property that may cause damage to carpet, tiles and/or polished timber floors. These will be provided at the tenant's expense. Failure to use furniture protectors may result in damage to floors. Rectification of such damage will be at the expense of the tenants.
10. The tenant shall be responsible for the payment of invoices to clear foreign objects and or blockages to dishwasher, drains, toilets and/or garbage disposal units, provided the contractor's report indicates that such blockage is caused by the tenant.
11. The tenant agrees that, if a repair is necessary due to the misuse or negligent use of any appliance in the premises the lessor will be compensated by the tenant within 7 days of a written request and invoice being provided. All appliances, electrical or otherwise, must be maintained in a fit and proper condition and used only in accordance with manufacturers instructions or specifications. In the absence of manufacturers instructions the tenant agrees to
 - B. Not place foil on the bottom of any oven
 - C. To not use chemical cleaners, scourers or steel wool on any stainless steel control panels.
 - D. Air conditioner and dryer filters, ceiling fans and exhaust fans to be cleaned every 3 months and upon vacating
 - E. If in doubt the tenant is required to contact the agent or the manufacturer for care instructions
12. Failure by the tenant to report maintenance issues promptly to the agent will result in the tenant being responsible for the cost of repair of any damage resulting from the delay in reporting to the agent (e.G. Swollen cabinetry as a result of a leaking pipe or tap not reported promptly).
13. In accordance with Clause 27(1), the tenant agrees to keep the walls of the premises free of any additional hooks, nails, screws etc during the tenancy. In the event that hooks, nails or screws are installed into walls, walls must be returned to their original condition upon vacating the premises.
14. The tenant agrees to maintain all garden areas that form part of the premises, including watering trees and other plants, mowing the lawn, weeding garden beds, removing from the premises garden rubbish (including pet waste and grass clippings) and keeping plants free from pests and disease. The tenants further agree to ensure that nothing is left lying on lawn areas that will cause the grass to die. The tenant further understands that any damage to the lawns and gardens will be rectified at the tenant's expense.
15. The tenant agrees to remain in advance with rental payment at all times.
16. The tenant must be aware that he/she must take out Content's insurance cover for their own possessions, as they are not covered under the lessor's insurance policy.
17. The tenant acknowledges that the premises are metered separately for water and are 'water efficient'. The tenant understands and agrees that pursuant to Clause 17 of the Standard Terms of this agreement, they will be responsible for the cost of ALL the water consumption charges during the course of the tenancy. The tenant will pay within 30 days of an invoice being issued and if the tenancy commences in or terminates during a rating period the amounts payable by the lessor and the tenant are determined on a pro rata basis, calculated from the reading of the water meter.
18. The tenant is aware that the requirements for smoke alarm cleaning and maintenance is detailed on page 5 of the RTA Form 17A Information Statement (green booklet) that is supplied with this agreement.
19. Prior to vacating the property, the tenant agrees to provide 14 (fourteen) days notice in writing on the prescribed RTA Form 13 to the office. This must be in accordance with the tenancy agreement dates.
20. If the tenant vacates the premises prior to expiry of the Tenancy Agreement, he/she is responsible for the rent until such time as a suitable tenant is secured. The existing tenant must pay a re-letting fee which is one week's rent plus GST. Advertising costs associated with the re-let are also payable by the existing tenant. An Agreement to Terminate a Fixed Term Tenancy must be completed and signed by the tenant.

Addendum A (continued)

21. The tenant must return the keys and remote controls (including any additional keys that the tenant may have ordered) and vacate the premises on the stated day of departure, otherwise rent will be charged up to and including the date upon which the keys are returned. If any keys are not returned, the tenant will be responsible for all costs associated with the loss or replacement of keys, locks or security devices and services of a locksmith if required due to such loss. An Exit Condition Report is to be signed and completed by the tenant and handed to the office with the keys on handover date.

22. On vacating the property, the tenant agrees to:

A. Have the apartment professionally cleaned by a reputable bond cleaning company. The original receipt must be provided to the agent as proof of service.

B. Have the carpet professionally steam cleaned (Not dry cleaned) by a reputable, registered carpet cleaning company. The original receipt must be provided to the agent as proof of service.

C. If animals are kept on the premises during the tenancy, the tenant is to pay for the fumigation of the premises (fleas and lice) and the carpets are to be steam cleaned and deodorised. The original receipts must be provided to the agent as proof of service.

23. The tenant agrees to replace all light bulbs that are not working in comparison to those noted by the agent on original entry condition report.

24. If a member of a joint tenancy vacates at any time, all new joint tenants must complete the application form and be accepted by the Lessor/Agent prior to taking occupancy. Bond monies must be transferred into the names of the remaining tenants.

25. The tenant agrees to accept the property in the condition as it was viewed. (When vacant & cleaned.)

26. Keys: As per signed photocopy.

**PJM MEYER SMSF
LUMP SUM/RBS ROLLIN POSTING REPORT AT 27 AUGUST 2020**

Member Details

Member Name Meyer, Paul Jeffrey
Rollin Date 27/08/2020

Benefit Payment Data	Preserved	Res Non Pres	Unres Non Pres
Tax Free	15,629.66		
Taxable	579,370.34		
- taxed element			
- untaxed element			
KiwiSaver Tax Free			
Total			595,000.00

Journal Entry *

This Journal Entry assumes the consideration received has been posted to the Lump Sum Clearing Account (A/c: 492)

Account Description	Account	Debit	Credit
Lump Sum Clearing Account	492	595,000.00	
Pres/Taxable	285/001		579,370.34
Pres/Tax Free	286/001		15,629.66

5.1



Mr Paul MEYER
20 Promenade Cct
HOPE ISLAND QLD 4212

Product name: ANZ Smart Choice Super
Member name: Paul MEYER
Member number: 012013242558162

27 August 2020

Your ANZ Smart Choice Super withdrawal confirmation

Dear Paul,

Thank you for choosing ANZ Smart Choice Super.

Please find enclosed your ANZ Smart Choice Super withdrawal confirmation.

We have paid your benefit as follows:

Rollover of	\$595,000.00
To (Financial Institution)	The Trustee for PJM Meyer SMSF
Account name	Paul JEFFREY MEYER
Account number	182512/968225730

Other important documents

Also enclosed is your rollover benefit statement.

Any questions?

If you have any questions or would like further information, please:

- call us on 13 12 87, weekdays from 8:30am - 6:30pm (AEST)
- email anzsmartchoice@anz.com
- visit anz.com/smartchoice

Yours sincerely

Joshua Cross
Head of Operations, Pensions & Investments
OnePath

GPO Box 5107, Sydney NSW 2001
T 13 12 87
E anzsmartchoice@anz.com
W anz.com/smartchoice

OnePath Custodians Pty Limited
ABN 12 008 508 496
AFSL 238346 RSE L0000673

5.3

Rollover Benefits Statement

Section A: Receiving fund

The Trustee for PJM Meyer SMSF
 PO Box 806
 OXFENFORD QLD 4210

Australian Business Number (ABN)

20160465035

Unique superannuation identifier(USI)

Member client identifier

182512/968225730

SECTION B: Member's details

Tax file number (TFN) 150130172

Full name

Title Mr

Family name MEYER

First given name Paul JEFFREY

Other given names

Residential address 20 Promenade Cct

Suburb/town/locality HOPE ISLAND

State QLD

Postcode 4212

Country if other than Australia

Date of birth 15/01/1969

Sex Male Female

Daytime Phone

Email address paul.megan.meyer@gmail.com

SECTION C: Rollover transaction details

Service period start date 25/06/1993

Tax components:

Tax free component \$15,629.66

KiwiSaver tax-free component \$0.00

Taxable component:

Element taxed in the fund \$579,370.34

Element untaxed in the fund \$0.00

Tax Components TOTAL \$595,000.00

Preservation Amounts:

Preserved amount \$595,000.00

KiwiSaver preserved amount \$0.00

Restricted non-preserved \$0.00

Unrestricted non-preserved \$0.00

Preservation amounts TOTAL \$595,000.00

Rollover Benefits Statement

Section D: Non-complying funds

Contributions made to a non-complying fund on or after 10 May 2006

\$0.00

Section E: Transferring fund

Fund ABN

61 808 189 263

Fund name

Retirement Portfolio Service

Contact name

CUSTOMER SERVICES

Email address

anzsmartchoice@anz.com

Daytime phone number

13 12 87

Section F: Declaration

Authorised officer declaration

I declare that the information contained in the statement is true and correct.

Name

JOSHUA CROSS

Authorised officer signature



Date

August 25, 2020

6-1

PJM MEYER SMSF
GENERAL LEDGER FOR THE PERIOD 06/08/2020 TO 30/06/2021
FROM ACCOUNT 285/002 TO 288/002 - ENTRIES: ALL

Printed: Thursday 21 October, 2021 @ 11:51:30

Date	Ref	Type	Units	Debits \$	Credits \$	Balance \$
285 <u>Transfers In - Preserved/Taxable</u>						
285/002 <u>Meyer, Megan</u>						
09/10/2020	502-285	Journal - Cash			83,368.95 ⁶⁻⁴	(83,368.95)
Narration: Lump Sum Rollin - Taxable - Preserved						
27/05/2021	502-285	Journal - Cash			2,114.14 ⁶⁻⁵	(85,483.09)
Narration: Lump Sum Rollin - Taxable - Preserved						
286 <u>Transfers In - Preserved/Tax Free</u>						
286/001 <u>Meyer, Paul Jeffrey</u>						
27/08/2020	501-286	Journal - Cash			15,629.66	(15,629.66)
Narration: Lump Sum Rollin - Tax Free - Preserved						
286/002 <u>Meyer, Megan</u>						
09/10/2020	502-286	Journal - Cash			80.98	(80.98)
Narration: Lump Sum Rollin - Tax Free - Preserved						
288 <u>Transfers In - Unrestricted Non Preserved/Tax Free</u>						
288/002 <u>Meyer, Megan</u>						
09/10/2020	502-288	Journal - Cash			1,857.71	(1,857.71)
Narration: Lump Sum Rollin - Tax Free - Unrestricted Non Preserved						
Total Debits:						
Total Credits:				\$103,051.44		
Current Year Profit/(Loss):				N/A		

6-4
\$1,938.69

}

**PJM MEYER SMSF
LUMP SUM/RBS ROLLIN POSTING REPORT AT 9 OCTOBER 2020**

Member Details

Member Name Meyer, Megan
Rollin Date 09/10/2020

Benefit Payment Data	Preserved	Res Non Pres	Unres Non Pres
Tax Free	80.98		1,857.71
Taxable	83,368.95		
- taxed element			
- untaxed element			
KiwiSaver Tax Free			
Total			85,307.64

Journal Entry *

This Journal Entry assumes the consideration received has been posted to the Lump Sum Clearing Account (A/c: 492)

Account Description	Account	Debit	Credit
Lump Sum Clearing Account	492	85,307.64	
Pres/Taxable	285/002		83,368.95
Pres/Tax Free	286/002		80.98
Unres Non Pres/Tax Free	288/002		1,857.71

6.2

6.3

sunsuper

Sunsuper Pty Ltd
30 Little Cribb Street Milton QLD 4064
GPO Box 2924 BRISBANE QLD 4001
ABN 88 010 720 840 AFSL No. 228975
MySuper Authorised 98 503 137 921 996

☎ 13 11 84
🌐 sunsuper.com.au
🐦 twitter.com/sunsuper
📘 facebook.com/sunsuper

21 September 2020

⑆ 000009 000
0922000027
PJM MEYER SMSF
20 PROMENADE CIRCUIT
HOPE ISLAND QLD 4212

Transfer-out of superannuation benefits

Member name: **MRS MEGAN MEYER**

Member number: **902488469**

Please find enclosed a cheque for \$85,307.64 to be deposited into your fund as requested by the above member.

We've enclosed a *Rollover benefits statement* as confirmation of this transfer.

If you have any questions please visit sunsuper.com.au or call us on **13 11 84** between 8.00am and 6.30pm AEST, Monday to Friday.

Yours sincerely,

Steve Davidson
Executive General Manager, Customer Engagement



For ratings and awards information visit sunsuper.com.au/ratingsagencies

DLX_Mail_Cheq_Returns_Seal_v7_013RPTC_AU_A/0000009/000017

00540640

Commonwealth Bank
Commonwealth Bank of Australia
240 Queen Street, Brisbane, QLD



sunsuper

00540640

Cheque number: 176145

21/09/2020

Pay PJM MEYER SMSF for **Megan Meyer**
The sum of eighty five thousand three hundred seven dollars and sixty four cents

\$*****85,307.64

NOT NEGOTIABLE
A/C PAYEE ONLY

Cheque contains advanced security features including microprinting in the signature line, the absence of which could indicate a fraudulent cheque.

For and on behalf of State Street Australia Limited
ABN 21 002 965 200 ACF Sunsuper Superannuation Fund

⑈ 176145⑈ 0640000⑈ 114609958⑈

b.4

Section A: Receiving fund's details - please state information below, if known.

Australian business number (ABN): 20160465035 Unique Superannuation identifier (USI):
Name: PJM MEYER SMSF Member client identifier: M MEYER
Postal address - Street address: 20 Promenade Circuit
Suburb/town/locality: HOPE ISLAND State/territory: QLD Postcode: 4212

Section B: Members's details - please state information below, if known.

Tax file number (TFN): 169305184
Full name:
Title: Mrs Family name: Meyer
First given name: Megan Other given names:
Postal address - Street address: 20 Promenade Circuit
Suburb/town/locality: HOPE ISLAND State/territory: QLD Postcode: 4212
Date of birth: 19/01/1969 Sex: Female
Daytime phone number (include area code): Email address (if applicable): paul.megan.meyer@gmail.com

Section C: Rollover transaction details

Service period start date: 01/12/1990
Tax components: Preservation amounts:
Tax-free component: \$ 1,938.69 Preserved amount: \$ 83,449.93
KiwiSaver tax-free component: \$ 0.00 KiwiSaver preserved amount: \$ 0.00
Taxable component: Restricted non-preserved amount: \$ 0.00
Element taxed in the fund: \$ 83,368.95 λ Unrestricted non-preserved amount: \$ 1,857.71
Element untaxed in the fund: \$ 0.00 Total preservation amounts: \$ 85,307.64
Total Tax components: \$ 85,307.64

Section D: Non-complying fund - only complete if you're a trustee of a non-complying fund.

Contributions made to a non-complying fund on or after 10 May 2006

Section E: Declaration

Fund's ABN: 98 503 137 921 Fund's name: Sunsuper
Contact name: Steve Davidson Email address (if applicable):
Daytime phone number (including area code): 13 11 84
Signature of authorised person: *Steve Davidson* Date: 21/09/2020

You do not need to send a copy of this statement to the Australian Taxation Office, however, you must keep a copy for your records for a period of five years.



D:\X_Mail_Cng_Returns_Seal_u7_013RT_C_AU_A\000009\000018\

**PJM MEYER SMSF
LUMP SUM/RBS ROLLIN POSTING REPORT AT 27 MAY 2021**

Member Details

Member Name Meyer, Megan
Rollin Date 27/05/2021

Benefit Payment Data	Preserved	Res Non Pres	Unres Non Pres
Tax Free			
Taxable	2,114.14		
- taxed element			
- untaxed element			
KiwiSaver Tax Free			
Total			2,114.14

Journal Entry *

This Journal Entry assumes the consideration received has been posted to the Lump Sum Clearing Account (A/c: 492)

Account Description	Account	Debit	Credit
Lump Sum Clearing Account	492	2,114.14	
Pres/Taxable	285/002		2,114.14

6-5

6.6

Rollover Benefit Statement

Individual's copy

t0001297h-0315876-0000310

SECTION A: RECEIVING FUND'S DETAILS

Australian business number (ABN):

Unique Superannuation Identifier (USI):

Member client identifier:

SECTION B: MEMBER'S DETAILS

Tax file number (TFN):

Title: Family name:

Given name:

Other given names:

Residential address:

Suburb/town: State/territory: Postcode:

Country if other than Australia:

Date of birth: Sex (M/F):

Daytime phone number (including area code):

Email address (if applicable):

SECTION C: DEATH BENEFIT ROLLOVER TRANSACTION DETAILS

Income stream taxation indicator:

TFN of deceased member:

Full name of deceased member:

Title: Family name:

First given name:

Other given names:

Date of birth of deceased member:

Service period start date:

Tax components:		Preservation amounts:	
Tax-free component	<input type="text" value="\$0.00"/>	Preserved amount	<input type="text" value="\$2,114.14"/>
KiwiSaver Tax-free component	<input type="text" value="\$0.00"/>	KiwiSaver preserved amount	<input type="text" value="\$0.00"/>
Taxable component		Restricted non-preserved amount	<input type="text" value="\$0.00"/>
▪ Element taxed in the fund, and	<input type="text" value="\$2,114.14"/>	Unrestricted non-preserved amount	<input type="text" value="\$0.00"/>
▪ Element untaxed in the fund	<input type="text" value="\$0.00"/>	TOTAL Preservation Amounts	<input type="text" value="\$2,114.14"/>
TOTAL Tax Components	<input type="text" value="\$2,114.14"/>		

SECTION D: DEPENDENT CHILD DEATH BENEFIT ROLLOVER DETAILS

Value of interest at member's death:

Retirement phase:

Accumulation phase:

% share of above for this dependant

POSTED



SECTION E: TRANSFERRING FUND

ABN:

Fund's name:

Contact name:

Telephone no:

SECTION F: DECLARATION

I declare that the information contained in the statement is true and correct.

Name:

Signature of authorised person:

Date:

7-1



Simmons Livingstone & Associates

A.B.N. 45 163 871 958
PO Box 806, Oxenford 4210 Queensland
Tele 07 5561 8800 | Fax 07 5561 8700
simmonslivingstone.com.au

PJM Meyer SMSF Pty Ltd
20 Promenade Circuit
HOPE ISLAND QLD 4212

Tax Invoice
022275

Ref: MEYEPC1
6 August, 2020

Description	Amount
<p>Fee for Professional Service rendered in relation to the following:</p> <ul style="list-style-type: none"> PJM Meyer SMSF Pty Ltd <p>The following gives details of the work undertaken:</p> <p><u>PJM Meyer SMSF Pty Ltd</u></p> <p>Attending to secretarial matters of the company on your behalf throughout the year including acting as your registered office checking and updating your company details as required with the Australian Securities & Investments Commission (ASIC) checking and forwarding of your annual Company Statement preparation of required ASIC advices preparation of director's meeting minutes to meet solvency requirements of the ASIC and maintenance of your electronic company register and documentation contained therein.</p>	200.00
<p>Please note that this invoice is now due.</p> <p>GST: \$ 20.00</p> <p>Amount Due: \$ 220.00</p>	

The firm reserves the right to charge interest of 11.5% compounding daily on outstanding amounts. The firm reserves the right to refer the outstanding invoices to a debt collection agency or legal practioner, at a cost to the client. Such costs may include commission, administration fees, legal costs and interest as charged by the debt collection agency or legal practioner.

<input type="checkbox"/> Direct Deposit (EFT) Account Name Simmons Livingstone & Associates BSB: 064 445 Account: 1052 7520		Ref: MEYEPC1 Invoice: 022275 6 August, 2020 Amount Due: \$ 220.00
<input type="checkbox"/> Credit Card (Please indicate type) <input type="checkbox"/> Mastercard <input type="checkbox"/> Visa		Card CCV
Card Number: <input type="text"/> <input type="text"/> <input type="text"/> <input type="text"/> <input type="text"/> <input type="text"/> <input type="text"/> <input type="text"/> <input type="text"/> <input type="text"/> <input type="text"/> <input type="text"/> <input type="text"/> <input type="text"/> <input type="text"/>		
CardholderSignature Expiry/.....		
<small>Liability limited by a scheme approved under Professional Standards Legislation</small>		

8.1

PJM Meyer SMSF

Formation Costs Simmons Livingstone & Associates invoice 22274

\$2,500.00 establishment costs

Year

2021	500.00	2,000.00
2022	500.00	1,500.00
2023	500.00	1,000.00
2024	500.00	500.00
2025	500.00	0.00

POSTED

9-1

ASSESSMENT OF CAPITAL ALLOWANCES AND TAX DEPRECIATION

FOR THE PURCHASE OF

LOT 2426, TERRACE HOMES, COVA HOPE ISLAND

PREPARED FOR

PJM MEYER SMSF PTY LTD ACN 643258011

Date Issued : 3-Jun-21
Job Number : 14025
File Name : 210603 - CATD - Cova Stage 24 - 14025





Rider Levett Bucknall has prepared this Capital Allowances Report in accordance with current Australian Income Tax legislation and rulings applicable as at the date of contract of sale.

The scope of work that this Capital Allowances Report covers for is the purchase of a property at Cova Hope Island and all depreciable items internally and externally.

In compiling this report, we believe that the items extracted are in line with applicable legislation and income tax rulings. Taxation legislation, however, is subject to constant amendment and in addition different taxation assessors may interpret various aspects of the Act differently. It should, therefore, be borne in mind that items within this report may be subject to queries from the Australian Taxation Office.

Rider Levett Bucknall are registered as tax agents to provide Capital Allowances Reports under the Tax Agents Services Act 2009. We are available to discuss any aspect of this report with your financial advisor or accountant prior to submitting Capital Allowances claims and tax returns to the Australian Taxation Office.

This report is for the use only of the party to whom it is addressed and shall be used for no other purposes without the written consent of Rider Levett Bucknall. No responsibility is accepted for any third party who may use or rely on the whole or any part of the contents of this report.

Prepared By : Adam Bradshaw
Registered Tax Agent No. 25964777

Signed : 

Date : 3-Jun-21

Reviewed and Authorised By : Michael Gilligan
Registered Tax Agent No. 53824007

Signed : 

Date : 3-Jun-21

CONTENTS

	PAGE
1.00 INTRODUCTION	1
2.00 PURCHASE DETAILS	1
3.00 BASIS OF REPORT	2
4.00 SOURCE OF INFORMATION	4
5.00 ADDITIONAL NOTES	4
6.00 DISCLAIMER	4
7.00 DIVISION 40 ALLOWANCES <i>DEPRECIATION OF PLANT - PRIME COST METHOD</i>	5
8.00 DIVISION 40 ALLOWANCES <i>DEPRECIATION OF PLANT - DIMINISHING VALUE METHOD</i>	6
9.00 DIVISION 43 ALLOWANCES <i>DEDUCTIONS FOR CAPITAL WORKS</i>	7
10.00 YEARLY SUMMARY OF CAPITAL ALLOWANCES <i>PRIME COST METHOD</i>	8
<i>DIMINISHING BALANCE METHOD</i>	9

LOT 2426, TERRACE HOMES, COVA HOPE ISLAND

9.4

ASSESSMENT OF CAPITAL ALLOWANCES AND TAX DEPRECIATION

1.00 INTRODUCTION

Under instructions from Frasers Property Group, we have assessed the Capital Allowances and Tax Depreciation available as a result of the purchase of Lot 2426, Terrace Homes, Cova Hope Island.

We have been advised that this property was constructed for the owner for whom this report has been prepared. There has been no previous occupation of the property prior to the settlement of this purchase contract.

The assessment of Capital Allowances and Tax Depreciation is inclusive of Goods and Services Tax (GST).

We have not allocated any costs to an "Instant Tax Write Off" category as this is subject to the individual taxpayer's particular circumstances of which we have no knowledge of their eligibility to make such claims.

2.00 PURCHASE DETAILS

2.01 Capital Expenditure Incurred

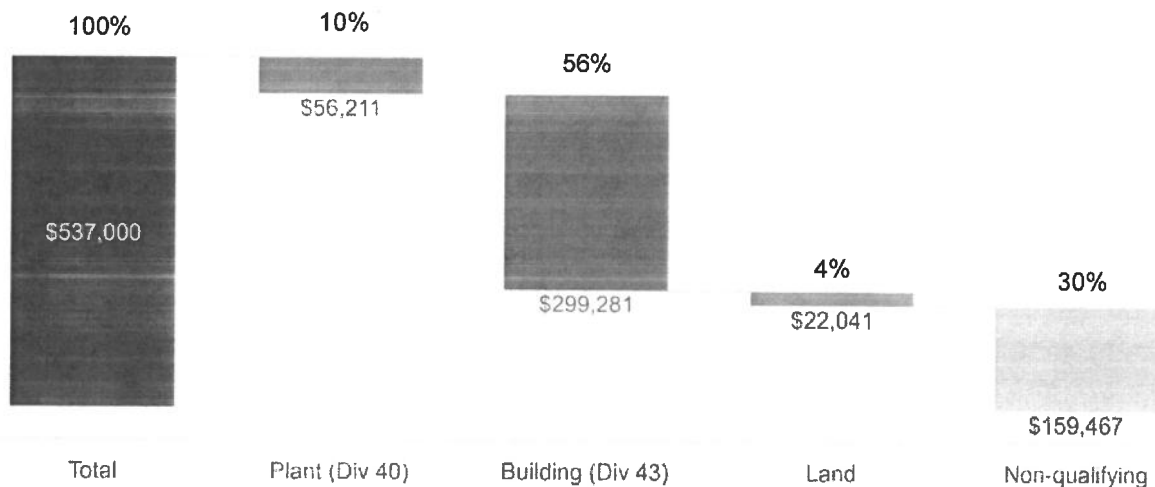
This Capital Allowances Schedule has been prepared based on purchase details provided and as detailed below:

• Purchase Price	\$	537,000
• TOTAL CAPITAL EXPENDITURE ANALYSED	\$	<u>537,000</u>

2.02 Capital Expenditure Apportionment

Based on the information provided and calculation undertaken we have attributed the following apportionment of the Capital Expenditure incurred.

a) Plant (Div 40)	\$	56,211
b) Building (Div 43)	\$	299,281
c) Land	\$	22,041
d) Non-qualifying	\$	159,467
TOTAL CAPITAL EXPENDITURE ANALYSED	\$	<u>537,000</u>



3.00 BASIS OF REPORT

3.01 Division 40 - Depreciating Assets

Division 40 of the New Business Tax System (Capital Allowances) Act 2001, defines and overviews the key operative provisions for calculating Depreciation deductions. We have used this Division to calculate the cost of plant, effective life of plant, depreciation rates, depreciation deductions and to assess the pooling of depreciable plant.

Effective life of plant has been based on those set down by the Commissioner. The period of time an item of plant can be used by an entity for income producing purposes dictates the "effective life".

The taxpayer has a choice of depreciation rates. We have primarily applied the general rates of depreciation outlined by the Commissioner which are calculated on the effective life of the plant.

In consequence of "The New Business Tax System" released on 21 September 1999, accelerated depreciation rates have been replaced with basic rates. The attached plant allowances are calculated using basic rates.

The amount of a depreciation deduction has been calculated by applying either the formula for the Diminishing Value or Prime Cost method as detailed within current tax legislation. The first year claim is based on the number of days in the income year that the tax payer was the owner of the plant, or in this case, Settlement date to the end of the financial year.

Plant items have been pooled in accordance with current tax legislation. This has been done to reduce the number of individual depreciation calculations otherwise required. Pools have been created which include similar items of individual plant which are generally stated under the headings set out in Taxation Rulings issued by the ATO.

We have allocated "low-cost plant" to a "low-value pool". Low-cost plant is plant whose cost is less than \$1,000.00. Depreciation deductions for plant in a low-value pool for the first income year is calculated by taking 18.75% of the costs of low-cost plant allocated to the pool for that year (or part thereof) and 37.5% of the sum of the remainder for each year thereafter.

Where applicable we have allocated plant items to a "Immediate Deduction" section where the item costs less than \$300. In order to qualify there must not be an item that is either identical or substantially identical nor be part of an overall set.

The ATO has introduced tax rulings in 2017 regarding second-hand depreciating assets (Div. 40). The changes which have been put in place state that if you use second-hand assets to earn rental income from your residential rental property, you can't claim a deduction for their decline in value unless you purchased the asset before 7.30pm on 9 May 2017 and installed it into your rental property before 1 July 2017. Additional 2017 rulings which have been put in place state that in order to claim the asset depreciation of a residential income property, the property must have been purchased before 7.30pm on 9 May 2017 and was turned into a residential rental property before 1 July 2017.

RLB note that if the property becomes owner occupied at any point, the Div. 40 depreciating assets are considered to be second-hand. If the property was turned into a rental property (after owner occupation) after 1 July 2017 then the Div. 40 items are not claimable.

Depreciation rates are listed herein for both the Diminishing Value and Prime Cost methods of depreciation. The taxpayer can choose between the two. Section 10 of this report clearly illustrates the differences between the two options.

3.00 BASIS OF REPORT**3.02 Division 43 - Capital Works Deductions**

Capital Allowances for buildings are defined within Division 43 of the ITAA 1997 - Deductions for Capital Works. The key operative provisions applied in calculating the total amount eligible for Division 43 write-off is as follows.

For a capital works deduction to be available, Section 43-10(2) requires that the capital works have a "construction expenditure area", there is a "pool of construction expenditure" and the taxpayer uses the capital works area in a deductible way (for the purpose of producing assessable income).

Construction expenditure is determined on the basis of the actual cost incurred in relation to the construction of a building including preliminary expenses such as design fees, building fees, costs associated with obtaining the necessary building approvals and the cost of foundation excavations (Taxation Ruling IT 2640). These preliminary expenses have been apportioned between the construction capital and the construction of plant on the basis of TD 93/85. The types of capital costs identified as not being included in construction expenditure are:

- the cost of acquiring land
- the cost of soft landscaping
- the cost of plant

The construction commencement date is relevant for determining the taxpayers eligibility for a capital works deduction. The capital works deduction rate is also calculated by this date. Another factor in determining the rate is the intended use when construction is completed.

Section 43-25 shows the rates at which a capital works deduction (sec 43-10) can be claimed on capital works expenditure (sec 43-70). Under sec 43-25(1), for post-16 September 1987 capital works, the rate of deduction is 2.5% for capital works used in a deductible way (sec 43-140).

3.03 Land

Like plant, where land is purchased with other assets and no separate value is allocated to the land, the cost of the land is essentially the part of the purchase price that is reasonably attributable to the land. For the purpose of this report, we have been provided with the statutory land value (as determined by the Queensland Valuer General) as at May 2021 by Frasers Property and have based our apportionment accordingly.

3.00 BASIS OF REPORT**3.04 Non-qualifying**

Items of non-qualifying capital expenditure include:

- Soft landscaping
- Developers margin and overheads on Division 43
- Demolition works
- Capital allowances foregone
- Depreciating Assets (Div.40) items no longer depreciable due to 2017 ATO amendments

4.00 SOURCE OF INFORMATION

The following information forms a basis for our calculation :

- Purchasers Name: Pjm Meyer Smsf Pty Ltd Acn 643258011
- Real Property Description: SP293047
- Property Address: Lot 2426, Terrace Homes, Cova Hope Island
- Contract Date: 01-October-2020
- Settlement Date: 06-April-2021
- Unit Entitlement 106 out of 15683
- Property Details
- Statutory Land Value (per QLD VG)
- Architectural drawings
- Services Drawings
- Base Construction Costs

5.00 ADDITIONAL NOTES

Not Applicable

6.00 DISCLAIMER

We have prepared this Assessment of Capital Allowances and Tax Depreciation Report in accordance with current Australian Income Tax legislation and rulings applicable as at the date of this report. Different taxation inspectors may interpret various aspects of the Act differently. It should, therefore be borne in mind, that items within this schedule may be subject to queries from the Australian Taxation Office and we are always available to assist you in responding to such queries.

This report is for the use only of the party to whom it is addressed and shall be used for no other purposes without the written consent of Rider Levett Bucknall Qld Pty Ltd. No responsibility is accepted for any third party who may use or rely on the whole or any part of the contents of this report.

LOT 2426, TERRACE HOMES, COVA HOPE ISLAND

9-8

ASSESSMENT OF CAPITAL ALLOWANCES AND TAX DEPRECIATION

7.0 DIVISION 40 ALLOWANCES DEPRECIATION OF PLANT - PRIME COST METHOD

DIVISION 40 PLANT AND ARTICLES DESCRIPTION	TOTAL CAPITAL VALUE	TAX RATE PCM	CLAIM 19-Sep-19 to 30-Jun-20	W.D.V. @ 30-Jun-20
	\$	%	\$	\$
Assets, generally:				
. Air conditioning assets (excluding ducting , pipes and vents):				
. Condensing sets	6,067	6.67	316	5,751
. Mini split systems up to 20kW	8,667	10.00	677	7,991
. Floor coverings : carpet	7,385	10.00	577	6,808
. Hot water systems (excl piping) : gas	3,467	8.33	226	3,241
. Switchboard	1,733	5.00	68	1,666
. Lights : freestanding (Common Property Apportionment)	486	20.00	76	410
. Window blinds, internal	1,095	10.00	86	1,010
Kitchen assets:				
. Cooktops	1,213	8.33	79	1,134
. Dishwashers	1,387	10.00	108	1,279
. Ovens	1,907	8.33	124	1,783
. Ranges	1,040	8.33	68	972
Outdoor assets:				
. Automatic garage doors : motors	1,040	10.00	81	959
. Pool heating assets (Common Property Apportionment)	59	6.67	3	56
. Swimming pool assets : filtration (incl pumps) (Common Property Apportionment)	234	8.33	15	219
LOW VALUE POOL ITEMS				
Assets, generally:				
. Ceiling fans	2,167	18.75	406	1,761
. Lights : fittings (excl hardwired)	9,708	18.75	1,820	7,887
. Ventilation fans & Heat Lamp Extractors	5,200	18.75	975	4,225
Fire control assets:				
. Alarms : smoke	2,340	18.75	439	1,901
Security and monitoring assets:				
. Security systems : Detectors (including passive infra-red, photo sensors and vibration)	148	18.75	28	120
Sundry Items / Self Assessment				
. Data box (NBN)	867	18.75	163	704
TOTAL	56,211		6,333	49,878

LOT 2426, TERRACE HOMES, COVA HOPE ISLAND

99

ASSESSMENT OF CAPITAL ALLOWANCES AND TAX DEPRECIATION

8.0 DIVISION 40 ALLOWANCES DEPRECIATION OF PLANT - DIMINISHING VALUE METHOD

DIVISION 40 PLANT AND ARTICLES DESCRIPTION	TOTAL CAPITAL VALUE	TAX RATE DMV	CLAIM 19-Sep-19 to 30-Jun-20	W.D.V. @ 30-Jun-20
	\$	%	\$	\$
Assets, generally:				
. Air conditioning assets (excluding ducting , pipes and vents):				
. Condensing sets	6,067	13.33	632	5,436
. Mini split systems up to 20kW	8,667	20.00	1,354	7,314
. Floor coverings : carpet	7,385	20.00	1,153	6,231
. Hot water systems (excl piping) : gas	3,467	16.67	451	3,016
. Switchboard	1,733	10.00	135	1,598
. Lights : freestanding (Common Property Apportionment)	486	40.00	152	334
. Window blinds, internal	1,095	20.00	171	924
Kitchen assets:				
. Cooktops	1,213	16.67	158	1,056
. Dishwashers	1,387	20.00	217	1,170
. Ovens	1,907	16.67	248	1,659
. Rangehoods	1,040	16.67	135	905
Outdoor assets:				
. Automatic garage doors : motors	1,040	20.00	162	878
. Pool heating assets (Common Property Apportionment)	59	13.33	6	52
. Swimming pool assets : filtration (incl pumps) (Common Property Apportionment)	234	16.67	30	204
LOW VALUE POOL ITEMS				
Assets, generally:				
. Ceiling fans	2,167	18.75	406	1,761
. Lights : fittings (excl hardwired)	9,708	18.75	1,820	7,887
. Ventilation fans & Heat Lamp Extractors	5,200	18.75	975	4,225
Fire control assets:				
. Alarms : smoke	2,340	18.75	439	1,901
Security and monitoring assets:				
. Security systems : Detectors (including passive infra-red, photo sensors and vibration)	148	18.75	28	120
Sundry Items / Self Assessment				
. Data box (NBN)	867	18.75	163	704
TOTAL	56,211		8,835	47,376

LOT 2426, TERRACE HOMES, COVA HOPE ISLAND

9-10

ASSESSMENT OF CAPITAL ALLOWANCES AND TAX DEPRECIATION

9.0 DIVISION 43 - CAPITAL ALLOWANCES

CONSTRUCTION EXPENDITURE AREA	CONSTRUCTION DATES		ORIGINAL COST	TAX RATE	ANNUAL CLAIM 365 days	W.D.V. @ 19-Sep-19	CLAIM to 30-Jun-20	W.D.V. @ 30-Jun-20
	START	FINISH						

BUILDINGS

Original	1-Oct-18	1-May-19	302,200	2.50	7,555	299,281	5,899	293,382
----------	----------	----------	---------	------	-------	---------	-------	---------

TOTAL			\$302,200		\$7,555	\$299,281	\$5,899	\$293,382
--------------	--	--	------------------	--	----------------	------------------	----------------	------------------

LOT 2426, TERRACE HOMES, COVA HOPE ISLAND

9-11

ASSESSMENT OF CAPITAL ALLOWANCES AND TAX DEPRECIATION

10.00 YEARLY SUMMARY OF CAPITAL ALLOWANCES

FINANCIAL YEAR		PRIME COST METHOD		
Year	Tax Year	Division 40 Plant & Articles \$	Division 43 Allowances \$	TOTAL CLAIM \$
1 (285 days)	2019 - 2020	6,257	5,899	12,156
2	2020 - 2021	9,332	7,555	16,887
3	2021 - 2022	6,998	7,555	14,553
4	2022 - 2023	5,539	7,555	13,094
5	2023 - 2024	4,627	7,555	12,182
6	2024 - 2025	4,057	7,555	11,612
7	2025 - 2026	3,701	7,555	11,256
8	2026 - 2027	3,479	7,555	11,034
9	2027 - 2028	3,340	7,555	10,895
10	2028 - 2029	3,253	7,555	10,808
11	2029 - 2030	1,670	7,555	9,225
12	2030 - 2031	1,207	7,555	8,762
13	2031 - 2032	674	7,555	8,229
14	2032 - 2033	517	7,555	8,072
15	2033 - 2034	509	7,555	8,064
16	2034 - 2035	185	7,555	7,740
17	2035 - 2036	92	7,555	7,647
18	2036 - 2037	90	7,555	7,645
19	2037 - 2038	89	7,555	7,644
20	2038 - 2039	88	7,555	7,643
21	2039 - 2040	20	7,555	7,575
22	2040 - 2041	1	7,555	7,556
23	2041 - 2042	0	7,555	7,555
24	2042 - 2043	0	7,555	7,555
25	2043 - 2044	0	7,555	7,555
26	2044 - 2045	0	7,555	7,555
27	2045 - 2046	0	7,555	7,555
28	2046 - 2047	0	7,555	7,555
29	2047 - 2048	0	7,555	7,555
30	2048 - 2049	0	7,555	7,555
31	2049 - 2050	0	7,555	7,555
32	2050 - 2051	0	7,555	7,555
33	2051 - 2052	0	7,555	7,555
34	2052 - 2053	0	7,555	7,555
35	2053 - 2054	0	7,555	7,555
36	2054 - 2055	0	7,555	7,555
37	2055 - 2056	0	7,555	7,555
38	2056 - 2057	0	7,555	7,555
39	2057 - 2058	0	7,555	7,555
40	2058 - 2059	0	6,292	6,292
Balance		0	0	0
TOTAL		55,725	299,281	355,006

LOT 2426, TERRACE HOMES, COVA HOPE ISLAND

9-12

ASSESSMENT OF CAPITAL ALLOWANCES AND TAX DEPRECIATION

10.00 YEARLY SUMMARY OF CAPITAL ALLOWANCES

FINANCIAL YEAR		DIMINISHING VALUE METHOD		
Year	Tax Year	Division 40 Plant & Articles \$	Division 43 Allowances \$	TOTAL CLAIM \$
1 (285 days)	2019 - 2020	8,684	5,899	14,583
2	2020 - 2021	11,559	7,555	19,114
3	2021 - 2022	8,261	7,555	15,816
4	2022 - 2023	6,016	7,555	13,571
5	2023 - 2024	4,464	7,555	12,019
6	2024 - 2025	3,370	7,555	10,925
7	2025 - 2026	2,586	7,555	10,141
8	2026 - 2027	2,014	7,555	9,569
9	2027 - 2028	1,588	7,555	9,143
10	2028 - 2029	1,266	7,555	8,821
11	2029 - 2030	1,019	7,555	8,574
12	2030 - 2031	826	7,555	8,381
13	2031 - 2032	674	7,555	8,229
14	2032 - 2033	553	7,555	8,108
15	2033 - 2034	456	7,555	8,011
16	2034 - 2035	378	7,555	7,933
17	2035 - 2036	314	7,555	7,869
18	2036 - 2037	262	7,555	7,817
19	2037 - 2038	219	7,555	7,774
20	2038 - 2039	183	7,555	7,738
21	2039 - 2040	154	7,555	7,709
22	2040 - 2041	130	7,555	7,685
23	2041 - 2042	109	7,555	7,664
24	2042 - 2043	92	7,555	7,647
25	2043 - 2044	78	7,555	7,633
26	2044 - 2045	66	7,555	7,621
27	2045 - 2046	56	7,555	7,611
28	2046 - 2047	48	7,555	7,603
29	2047 - 2048	41	7,555	7,596
30	2048 - 2049	35	7,555	7,590
31	2049 - 2050	30	7,555	7,585
32	2050 - 2051	26	7,555	7,581
33	2051 - 2052	22	7,555	7,577
34	2052 - 2053	19	7,555	7,574
35	2053 - 2054	16	7,555	7,571
36	2054 - 2055	14	7,555	7,569
37	2055 - 2056	12	7,555	7,567
38	2056 - 2057	11	7,555	7,566
39	2057 - 2058	9	7,555	7,564
40	2058 - 2059	8	6,292	6,300
Balance		55	0	55
TOTAL		55,725	299,281	355,006

POSTED

9-13

PJM Meyer SMSF
Summary of Quantity Surveyor Report

- Plant & Equipment
Lot 2426 Terrace Homes, Cova Hope Island

Year	Claim	Closing WDV	Total Cost
		55725	Total Cost
2020		55725	not claimed
2021	11559	44166	
2022	8261	35905	
2023	6016	29889	
2024	4464	25425	
2025	3370	22055	
2026	2586	19469	
2027	2014	17455	
2028	1588	15867	
2029	1266	14601	
2030	1019	13582	
2031	826	12756	
2032	674	12082	
2033	553	11529	
2034	456	11073	
2035	378	10695	
2036	314	10381	
2037	262	10119	
2038	219	9900	
2039	183	9717	
2040	154	9563	
2041	130	9433	
2042	109	9324	
2043	92	9232	
2044	78	9154	
2045	66	9088	
2046	56	9032	
2047	48	8984	
2048	41	8943	
2049	35	8908	
2050	30	8878	
2051	26	8852	
2052	22	8830	
2053	19	8811	
2054	16	8795	
2055	14	8781	
2056	12	8769	
2057	11	8758	
2058	9	8749	
2059	8	8741	
2060	57	8684	

9-12

PJM MEYER SMSF
GENERAL LEDGER FOR THE PERIOD 06/08/2020 TO 30/06/2021
FROM ACCOUNT 375/000 TO 375/002 - ENTRIES: ALL

10-1

Printed: Wednesday 20 October, 2021 @ 10:32:08

Date	Ref	Type	Units	Debits \$	Credits \$	Balance \$
375 <u>Investment Expenses</u>						
375/001 <u>Infocus Portfolio</u>						
08/09/2020	080920	Bank Statement		208.33		208.33
		Narration: Infocus Infocus				
08/10/2020	081020	Bank Statement		208.33		416.66
		Narration: Infocus Infocus				
20/10/2020	201020	Bank Statement		4,780.00		5,196.66
		Narration: IMPLEMENTATION FEE				
10/11/2020	101120	Bank Statement		208.33		5,404.99
		Narration: Infocus Infocus				
08/12/2020	081220	Bank Statement		208.33		5,613.32
		Narration: Infocus Infocus				
08/01/2021	080121	Bank Statement		208.33		5,821.65
		Narration: Infocus Infocus				
08/02/2021	080221	Bank Statement		208.33		6,029.98
		Narration: Infocus Infocus				
08/03/2021	080321	Bank Statement		208.33		6,238.31
		Narration: Infocus Infocus				
08/04/2021	080421	Bank Statement		208.33		6,446.64
		Narration: Infocus Infocus				
10/05/2021	100521	Bank Statement		208.33		6,654.97
		Narration: Infocus Infocus				
08/06/2021	080621	Bank Statement		208.33		6,863.30
		Narration: Infocus Infocus				
30/06/2021	74701	Journal - Cash		262.31		7,125.61
		Narration: T/up 2021 ATS				
			Total Debits:	\$7,125.61		
			Total Credits:			
			Current Year Profit/(Loss):	N/A		

} 10.3

10.2

}
}

10.3

1-2



10.2
**Simmons
Livingstone
& Associates**

PJM MEYER SMSF PTY LTD ATF PJM MEYER
SMSF
20 Promenade Circuit
HOPE ISLAND QLD 4212

Simmons Livingstone & Associates
PO Box 806
Oxenford QLD 4210
Telephone: 07 5561 8800
Facsimile: 07 5561 8700
Email: admin@simmonslivingstone.com.au

RECEIPT

Receipt Number :	82458000522
Date:	23 October 2020

Description	Amount
• Payment in Full of Tax Invoice Number 73458000727	\$4,345.45
• Including GST	\$434.55
Total Amount Paid	\$4,780.00
Infocus Securities Australia Pty Ltd ABN 47 097 797 049 AFSL and Australian Credit Licence No. 236523 trading as Infocus Wealth Management	

Non deductible

Receipt issued by Lauren Buggy:



103



**Simmons
Livingstone
& Associates**

PJM MEYER SMSF PTY LTD ATF PJM MEYER
SMSF

20 PROMENADE CIRCUIT
HOPE ISLAND QLD 4212

Simmons Livingstone & Associir
PO Box 806
Oxenford QLD 4210
Telephone: 07 5561 8800
Facsimile: 07 5561 8700
Email: admin@simmonslivingstone.com.au

RECEIPT

Receipt Number :	82458000656
Date:	04 August 2021

Description	Amount
<ul style="list-style-type: none"> Payment in Full of Tax Invoice Number 73458000962 – Ongoing adviser fee for the period: 08/09/2020 – 30/06/2021 	\$1,893.91
<ul style="list-style-type: none"> Including GST 	\$189.39
Total Amount Paid	\$2,083.30
Infocus Securities Australia Pty Ltd ABN 47 097 797 049 AFSL and Australian Credit Licence No. 236523 trading as Infocus Wealth Management	

\$2083.30
10 months
= \$208.33
P.M.

Receipt issued by Ryan Mitchell:



ClearView LifeSolutions
Policy details

Policy number	518565300	Linked policy number	518490531
Owner(s)	PJM Meyer SMSF Pty Ltd A T F PJM Meyer SMSF	Adviser name	Thomas Graham
Policy start date	24 Aug 2020	Adviser sales code	XP161119
Policy status	In-Force	Adviser Authority	No

Billing details

Instalment premium	\$1,637.57
Frequency	Yearly
Paid to date	24 Aug 2021
Payment method	Direct Debit
Account name	Pjm Meyer Smsf
Account number	96XXXX30 (182-512)

Annual premium details

Policy fee	\$0.00
Stamp duty	\$0.00
Total premium	\$1,637.57

Policy owner details for Pjm Meyer Smsf Pty Ltd A T F Pjm Meyer Smsf

Address	Date Of Birth	Mobile	Email
20 Promenade Circuit Helensvale QLD 4212		0423007654	paul.megan.meyer@gmail.com

Person insured Paul Meyer (15 Jan 1969, Male, Non Smoker)

Benefit	Benefit Amount	Premium Type	Benefit Payment Type (IP)	Waiting Period (IP)	Benefit Period (IP)	Instalment Premium	Index. Benefit	Premium Status
Life Cover	\$320,000	Stepped	N/A	N/A	N/A	\$709.63	Yes	Current
TPD Cover (Non-working) linked to Life Cover	\$320,000	Stepped	N/A	N/A	N/A	\$927.94	Yes	Current

Nominated beneficiaries

No Nominated Beneficiaries

POSTED

Need help?

Your Adviser	Thomas Graham 07 5561 8800 0447 177 644 lauren@simmonsivingstone.com.au
Customer Service Centre	132 979 8am to 7pm (Sydney time), Monday to Friday life@clearview.com.au

Not all details of your policy are listed in this document. For full details, please refer to your most recent policy certificate.

390/1

11.2

ClearView LifeSolutions

Policy details

Policy number 518565300 **Policy start date** 24 Aug 2020
Owner(s) PJM Meyer SMSF Pty Ltd A T F PJM Meyer **Policy status** In-Force
SMSF **Paid to date** 24 Aug 2021

Person insured details

Names Paul Meyer

Premium transactions

Tax Year	Date Received	Renewal Period	Instalment	Payment Method	Amount Applied	Amount Received	Total Received
FY2021	24 Aug 2020	Year 1	01 of 01	Direct Debit	\$1,637.57	\$1,637.57	
Total for Prior Financial Year							\$1,637.57
Grand Total							\$1,637.57

Need help?

Your Adviser	Thomas Graham 0447 177 644 07 5561 8800 lauren@simmonsivingstone.com.au
Customer Service Centre	132 979 8am to 7pm (Sydney time), Monday to Friday life@clearview.com.au

24 August 2020

PJM MEYER SMSF PTY LTD A T F PJM MEYER SMSF
20 PROMENADE CIRCUIT
HELENSVALE QLD 4212

Product name
ClearView LifeSolutions

Policy number
518565300

Policy owner
PJM Meyer SMSF Pty Ltd A T F PJM
Meyer SMSF

You've made the right choice



Here are some of the great benefits of your cover:

Worldwide cover

You are covered 24 hours a day anywhere in the world.

Guaranteed renewable

We won't cancel your cover or increase your premium because of any change in your health, occupation or pastimes.

Guaranteed upgrade of new benefits

You will automatically receive any future product enhancements which don't result in a premium increase.

Dear Trustee,

Welcome to ClearView. We're pleased to confirm that your application has been accepted and cover has commenced.

Choosing the right partner to help protect your financial future is an important decision and we're delighted you've chosen us.

The important details

Enclosed you'll find your policy certificate which sets out the benefits of your cover. Please take a minute to check that all the details of your cover are correct before storing it somewhere safe.

Reminder of your duty of disclosure

At the time you took out cover you would have been advised that you have a duty to tell us about anything you know, or could reasonably be expected to know, that might affect our decision on whether to insure you and if so, on what terms. A notice about your duty of disclosure was included in the product disclosure statement (PDS) provided to you.

If you are taking out insurance on the life of someone else and that person doesn't tell us about anything they know, or could reasonably be expected to know, that might affect our decision on whether to insure them and if so, on what terms. This may be treated as if you failed to tell us something that you were required to tell us.

This duty applies right up until we confirm you are covered and issue you with a policy certificate. So if your circumstances have changed since you applied for cover and you think this information may have affected our decision to give you cover, you need to tell us about it to avoid any issues in the event you make a claim.


Easy access, fast answers

If you have any questions about your cover, please contact your financial adviser, Thomas Graham on 07 5561 8800.

Alternatively, you can contact our Customer Service Centre on 132 979. We're committed to great service and that means we're always ready to help. Simply give us a call between 8am and 7pm (Sydney time), Monday to Friday, or email us at life@clearview.com.au.

Thank you for choosing us for your life insurance needs.

Yours sincerely

A handwritten signature in cursive script that reads "Deborah".

Deborah Lowe
General Manager, People and Operations

ClearView LifeSolutions

This policy certificate, dated 24 August 2020 forms part of your policy. This should be kept with the Product Disclosure Statement and Policy Document which outline the full terms and conditions.

Policy details

Policy number	518565300
Policy owner	PJM Meyer SMSF Pty Ltd A T F PJM Meyer SMSF
Policy start date	24 August 2020

Premium details

Frequency	Yearly
Premium	\$1,637.57
Stamp duty	\$0.00
Total premium	\$1,637.57

Person insured – Mr Paul Jeffrey Meyer

Date of birth	15 January 1969	Gender	Male
Smoker status	Non smoker		

Lump sum cover details

Cover Type	Benefit amount	Premium type	Indexation benefit	Start date	Expiry date
Life Cover	\$320,000	Stepped	Yes	24 Aug 2020	23 Aug 2068
TPD Cover (Non-working) linked to Life Cover	\$320,000	Stepped	Yes	24 Aug 2020	23 Aug 2068

Need help?

Your adviser	Thomas Graham	07 5561 8800 lauren@simmonsivingstone.com.au
Customer Service Centre	132 979 8am to 7pm (Sydney time), Monday to Friday	life@clearview.com.au

12.1



390/2



P J M Meyer S M S F Pty Ltd
20 Promenade Circuit
HOPE ISLAND QLD 4212

14 September 2020

Your new TAL Policy

ACCELERATED PROTECTION

Policy number	1855088
Policy start date	14 September 2020

Dear Trustee

Welcome to TAL – your Accelerated Protection application has been accepted and your insurance cover is in place. Now you can feel confident to get on with living your life, knowing we'll be there if you need us.

Your important documents

The following documents are included with this letter:

- **Policy Schedule** – provides details of your specific cover
- **Policy Document** – sets out the formal terms and conditions of your policy.

What do you need to do?

Please take the time to read your Policy Schedule, to check that all details are correct.

You should keep your Policy Schedule and Policy Document in a safe place as they contain information that will be important if you ever need to make a claim.

More information

If you have any questions or would like more information, please contact your financial adviser Tom Graham by phone on (07) 55618800 or by email to lauren@simmonsivingstone.com.au. You can also get in touch with us directly by phone on 1300 209 088 or by email to customerservice@tal.com.au.

Thank you for choosing TAL for your life insurance.

Yours sincerely,



TAL Customer Service

Office use only: 37.2

POSTED



Policy Schedule

Accelerated Protection

Policy number 1855088

Policy Owner P J M Meyer SMS F Pty Ltd

YOUR POLICY

Issue date	14 September 2020
Policy start date	14 September 2020
Policy anniversary date	14 September 2021 each year, starting on 14 September 2021
First premium payable	\$2,166.34 Premiums may be adjusted from time to time, where there is a credit or outstanding amount owed on your Policy.
Premium frequency	Yearly
Premium due date	14 September 2021 Your premium will be deducted yearly from your nominated account.
Policy fee	\$77.00 (included in the yearly premium amount)
State in which Policy is registered	QLD
Stamp duty	Paid in accordance with relevant State legislation and included in the yearly premium amount.

Information about special conditions and exclusions

During the underwriting process, we may be required to apply special conditions on the Policy that we issue to cover the increase in risk, based on your personal situation. For example, we may apply exclusions to a particular health condition or pastime, require an increased premium payment or reduce the benefit.

The wording of our exclusions includes language that describes symptoms, rather than diagnosed conditions. They are based on research and are formed in consultation with medical and legal advisers to ensure they are as comprehensive as possible.

If special conditions have been applied to your Policy, you can be assured that we will assess any claim you make fairly, and make our decisions based on the evidence available at the time. If your health or lifestyle changes after you've taken out the Policy please let us know, because we may be able to alter some of these special conditions.

Where we have relied on medical evidence to make our decision and you would like a copy of this, we will provide this either directly to you or your doctor within 10 business days of receiving your request.

PAYMENT DETAILS

Payment method	Direct Debit
Account name	PJM Meyer SMSF
Account number	XXXXXX730
BSB	XXX-512

Your financial adviser

Tom Graham
(07) 5561 8800
lauren@simmonsivingstone.com.au

Policy Schedule (continued)

LIFE INSURED	
Name	Megan Meyer
Date of birth	19 January 1969
Gender	Female
Smoker status	Non-smoker
Occupation class	AA

Life Insurance Plan	
Policy number	1855088
Benefit Amount	\$440,000.00
Issue date	14 September 2020
Plan start date	14 September 2020
Plan end date	14 September 2068
Premium basis	Stepped

Special conditions and exclusions

- The premium shown above has been increased by 50% by an agreement between the policy owner and TAL Life Limited.

12.5



Policy Schedule (continued)

LIFE INSURED	
Name	Megan Meyer
Date of birth	19 January 1969
Gender	Female
Smoker status	Non-smoker
Occupation class	AA

TPD Insurance (Attached) - Superlink	
Policy number	1855088
Benefit Amount	\$440,000.00
Issue date	14 September 2020
Plan start date	14 September 2020
Plan end date	14 September 2033
TPD definition	Any Occupation
Premium basis	Stepped

Special conditions and exclusions

- The premium shown above has been increased by 50% by an agreement between the policy owner and TAL Life Limited.

CONTACTING TAL

@ customerservice@tal.com.au

📞 1300 351 133

📞 1300 209 088

🌐 tal.com.au

✉️ TAL Life Limited
GPO Box 5380
Sydney NSW 2001

PJM MEYER SMSF
GENERAL LEDGER FOR THE PERIOD 06/08/2020 TO 30/06/2021
FROM ACCOUNT 425/004 TO 425/004 - ENTRIES: ALL

13-1

Printed: Wednesday 20 October, 2021 @ 10:36:39

Date	Ref	Type	Units	Debits \$	Credits \$	Balance \$
<u>425</u>						
<u>Rental Property Expenses - Lot 2426 Cova Central Residences, Hope Island Q 4212</u>						
<u>425/004</u>						
<u>Body corporate</u>						
19/05/2021	772	Journal - Cash		257.00		257.00
Narration: T/up settlement adjustments						
19/05/2021	772	Journal - Cash		740.81		997.81
Narration: T/up settlement adjustments						
19/05/2021	772	Journal - Cash		288.73		1,286.54
Narration: T/up settlement adjustments						
Total Debits:				\$1,286.54		
Total Credits:						
Current Year Profit/(Loss):				N/A		

13-2

COVA CENTRAL RESIDENCES CTS 52381

ABN 92 762 782 174

13-2

Managed by Ernst Body Corporate Management ABN 87 010 209 784 on behalf of the Body Corporate.

E levies@ebcm.com.au
 T +61 7 5519 2991
 W ebcm.com.au
 A PO Box 10374 Southport QLD 4215



Body Corporate and Community Management Act 1997 NOTICE OF CONTRIBUTIONS

TAX INVOICE

PJM Meyer SMSF Pty Ltd
 Effective Management Pty Ltd
 PO Box 1404
 PARADISE POINT QLD 4216

Date of Notice	11 June 2021		
A/c No	84		
Lot No	2426	Unit No	
Contrib Ent.	10		
Interest Ent.	106		

Account	Period	Due Date	Amount	Discount	If received by	Net Amount
Administrative Fund	01/06/21 to 31/08/21	01/06/2021	\$740.81	\$0.00		\$740.81
Prepayments and Discounts			(\$740.81)	\$0.00		(\$740.81)
			\$0.00	\$0.00		Nil
Taxable Supply is \$673.46 and GST is \$ 67.35						

Pd through Settlement.

Teller stamp and initials

Sign up to receive your levy notice(s) /correspondence via email by visiting
<https://ebcm.com.au/electronic-communication-consent>

Amount Paid
 \$
 Date Paid
 / /

Tel: 1300 552 311
Ref: 1552 1248 5

Telephone: Call this number to pay by credit card using a land line or mobile phone. International +613 8048 0156

Internet: Visit this website to make a secure credit card payment over the internet.

Tel: 1300 552 311
Ref: 1552 1248 5

Direct Debit: Make auto payments directly from your nominated bank account or credit card. Go to www.stratipay.com/odr to register.

By using Stratipay payment options you are taken to have read and agreed to the User Terms & Conditions available at www.stratipay.com or by phoning 1300 135 610. Additional charges may apply.



StrataPay Reference No.

1552 1248 5

Due Date

01 Jun 21

Amount

\$0.00

Account Reference
 2426/ 52381/100000084
Reference Name
 PJM MEYER SMSF PTY LTD ATF



DEFT Reference Number
 216553404 1000 0000 848

Managed by
 EBCM
 Account
 BODY CORPORATE FOR
 COVA CENTRAL RESIDENCES
 CTS 52381



Billier Code: 96503
Ref: 216553404 1000 0000 848

BPAY: Contact your participating financial institution to make a payment from your cheque or savings account.



In Person: Pay by cash, cheque or EFTPOS at any Post Office in Australia. Payments made at Australia Post will incur a \$2.75 DEFT processing fee.



Mail: Send this payment with your cheque to:
 DEFT Payment Systems, GPO Box 141
 Brisbane Qld 4001

Make cheques payable to:
 BODY CORPORATE FOR
 COVA CENTRAL RESIDENCES
 CTS 52381



*442 216553404 10000000848

PJM MEYER SMSF
GENERAL LEDGER FOR THE PERIOD 06/08/2020 TO 30/06/2021
FROM ACCOUNT 425/017 TO 425/017 - ENTRIES: ALL
 Printed: Wednesday 20 October, 2021 @ 10:42:24

14-1

Date	Ref	Type	Units	Debits \$	Credits \$	Balance \$
------	-----	------	-------	--------------	---------------	---------------

425 Rental Property Expenses - Lot 2426 Cova Central Residences, Hope Island Q 4212

425/017 Repairs & Maintenance

01/06/2021	010621	Bank Statement		137.14		137.14
Narration: TRANSACT FUNDS TFR TO PAUL MEGAN MEYER O -keys \$100.30, door stops \$36.84						

Total Debits: \$137.14
 Total Credits:
 Current Year Profit/(Loss): N/A



14-2

14-3



142

OXENFORD
BUNNINGS GROUP LIMITED
ABN 26 008 672 179
Ph: (07) 5656 7500

Wed 26/05/2021 01:04:37 PM
RETURNS/INFO DESK R11

Invoice Number Details: 6169701134314
Account Number: 243871322
B&B's
20 PROGENADE CIRCUIT
HOPE ISLAND QLD
H: PAUL HEYER

PowerPass Sale
**** TAX INVOICE ****

Order Number:
Job Number:

9315570710457 KEY BLANK DOMESTIC ILCU NP C209L KKC209L 4 @ \$2.95	4.8% DISC	\$11.60
9315570711067 KEY BLANK ENB ILCU NP 4 BUNNINGS 4 @ \$2.95	4.8% DISC	\$11.60
9315570711067 KEY BLANK ENB ILCU NP 4 BUNNINGS 4 @ \$2.95	4.8% DISC	\$11.60
9315570711067 KEY BLANK ENB ILCU NP 4 BUNNINGS 4 @ \$2.95	4.8% DISC	\$11.60
9315570710176 KEY BLANK ENB ILCU NP GR10 BUNNINGS 4 @ \$2.95	4.8% DISC	\$11.60
9315570711067 KEY BLANK ENB ILCU NP 4 BUNNINGS 4 @ \$2.95	4.8% DISC	\$11.60
9315570711067 KEY BLANK ENB ILCU NP 4 BUNNINGS 4 @ \$2.95	4.8% DISC	\$11.60
9315570711067 KEY BLANK ENB ILCU NP 4 BUNNINGS 2 @ \$2.95	4.8% DISC	\$5.90
9315570710635 KEY BLANK DOMESTIC ILCU NP 999A KK999A 2 @ \$2.95	4.8% DISC	\$5.90
9315570710687 KEY BLANK ENB ILCU NP 999 BUNNINGS 2 @ \$2.95	4.8% DISC	\$5.90

34 @ Subtotal: \$100.30

Total \$100.30
GST INCLUDED IN THE TOTAL \$9.11
EFT \$100.30

CRPD NO: 453030-814
CREDIT

Receiving \$0.00



14.3

OXENFORD
BUNNINGS GROUP LIMITED
ABN 26 008 672 179
Ph: (07) 5656 7500

Fri 21/05/2021 02:36:03 PM
SELF CHECKOUT R93

Invoice Number Details: 8169/09382603
Account Number: 243871322
BANS
20 PROMENADE CIRCUIT
HOPE ISLAND QLD
Mr PAUL MEYER

PowerPass Sale
**** TAX INVOICE ****

Order Number:
Job Number:

9333300001288	SOFT WALL BUMPERS ADDORED 40X9.5MM WHITE 2 PACK T0128	1 @ \$1.81	4.7% DISC	\$1.81
9333300004500	DOOR STOP ADDORED MONUMENT BLACK T0450	1 @ \$6.89	4.9% DISC	\$6.89
9333300004500	DOOR STOP ADDORED MONUMENT BLACK T0450	1 @ \$6.89	4.9% DISC	\$6.89
9333300001271	SOFT WALL BUMPERS ADDORED 30X13MM WHITE 2 PACK T0127	1 @ \$1.61	4.7% DISC	\$1.61
9333300001271	SOFT WALL BUMPERS ADDORED 30X13MM WHITE 2 PACK T0127	1 @ \$1.61	4.7% DISC	\$1.61
9333300001271	SOFT WALL BUMPERS ADDORED 30X13MM WHITE 2 PACK T0127	1 @ \$1.61	4.7% DISC	\$1.61
9333300001288	SOFT WALL BUMPERS ADDORED 40X9.5MM WHITE 2 PACK T0128	1 @ \$1.81	4.7% DISC	\$1.81
9333300001288	SOFT WALL BUMPERS ADDORED 40X9.5MM WHITE 2 PACK T0128	1 @ \$1.81	4.7% DISC	\$1.81
9310535466495	ANCHOR WALLNATE MINI RAMSET NYLON W/SCREWS CD4 R466495	1 @ \$3.78	5.0% DISC	\$3.78
0057507232601	FLOOR PROTECTION MADICO PROTEC 8MM VINYL RND CLR 23260CFS	1 @ \$2.61	5.0% DISC	\$2.61
0057507232601	FLOOR PROTECTION MADICO PROTEC 8MM VINYL RND CLR 23260CFS	1 @ \$2.61	5.0% DISC	\$2.61
0057507231994	SURFACE PROTECTION MADICO 13MM CLEAR RD-24PCS 23199CFS	1 @ \$1.90	5.0% DISC	\$1.90
0057507231994	SURFACE PROTECTION MADICO 13MM CLEAR RD-24PCS 23199CFS	1 @ \$1.90	5.0% DISC	\$1.90

13 @ SubTotal: \$36.84

Total **\$36.84**
GST INCLUDED IN THE TOTAL \$3.35
EFT \$36.84
CARD NO: 453030-814
CREDIT



Macquarie Cash Management Account

MACQUARIE BANK LIMITED
ABN 46 008 583 542 AFSL 237502

enquiries 1800 806 310
transact@macquarie.com
www.macquarie.com.au

GPO Box 2520
Sydney, NSW 2001



PJM MEYER SMSF PTY LTD
20 PROMENADE CIRCUIT
HOPE ISLAND QLD 4212

1 Shelley Street
Sydney, NSW 2000

account balance **\$554,958.95**
as at 31 Dec 20

account name PJM MEYER SMSF PTY LTD ATF PJM
MEYER SMSF
account no. 968225730

transaction	description	debits	credits	balance
05.08.20	OPENING BALANCE			0.00
27.08.20	Deposit ONEPATH CUSTODIA 1 10392287 3289		595,000.00	595,000.00
31.08.20	Interest MACQUARIE CMA INTEREST PAID*		4.06	595,004.06
02.09.20	Direct debit CLEARVIEWLIFEINV 518565300012799233	1,637.57		593,366.49
08.09.20	Direct debit Infocus Infocus	208.33		593,158.16
15.09.20	Direct debit TAL Life Limited 1855088-A8824307	2,166.34		590,991.82
22.09.20	Deposit SuperChoice P/L PC170920-109725492		440.24	591,432.06
30.09.20	Interest MACQUARIE CMA INTEREST PAID*		24.28	591,456.34
30.09.20	Deposit PAUL MEYER MA-PJM SMSF CONT		814.00	592,270.34
08.10.20	Direct debit Infocus Infocus	208.33		592,062.01
09.10.20	Deposit DEPOSIT		85,307.64	677,369.65
14.10.20	Funds transfer TRANSACT FUNDS TFR TO MCCULLOUGH ROBERTS	53,700.00		623,669.65

how to make a transaction

online
Log in to www.macquarie.com.au/personal

by phone
Call 133 275 to make a phone transaction

transfers from another bank account
Transfer funds from another bank to this account:
BSB 182 512
ACCOUNT NO. 968225730

deposits using BPay
From another bank



Bill code: 667022
Ref: 968 225 730

continued on next



Macquarie Cash Management Account

enquiries 1800 806 310

account name PJM MEYER SMSF PTY LTD ATF PJM
MEYER SMSF
account no. 968225730

	transaction	description	debits	credits	balance
19.10.20	Direct debit	SMA OPERATIONS 8265SMA00392387	60,000.00		563,669.65
20.10.20	Deposit	SuperChoice P/L PC151020-197411259		500.24	564,169.89
20.10.20	Funds transfer	IMPLEMENTATION FEE	4,780.00		559,389.89
26.10.20	Deposit	SuperChoice P/L PC211020-137773159		337.93	559,727.82
03.11.20	Funds transfer	SLA INVOICE 022274	2,500.00		557,227.82
10.11.20	Direct debit	Infocus Infocus	208.33		557,019.49
18.11.20	Deposit	SuperChoice P/L PC131120-119348084		625.30	557,644.79
24.11.20	Funds transfer	SLA INVOICE 022275	220.00		557,424.79
01.12.20	BPAY	BPAY TO Praemium - SMA	1,000.00		556,424.79
08.12.20	Direct debit	Infocus Infocus	208.33		556,216.46
15.12.20	BPAY	BPAY TO Praemium - SMA	1,000.00		555,216.46
18.12.20	Deposit	SuperChoice P/L PC141220-100438420		500.24	555,716.70
22.12.20	Deposit	SuperChoice P/L PC111220-178510562		242.25	555,958.95
29.12.20	BPAY	BPAY TO Praemium - SMA	1,000.00		554,958.95
		CLOSING BALANCE AS AT 31 DEC 20	128,837.23	683,796.18	554,958.95

* Stepped interest rates for the period 6 August to 30 September: balances \$0.00 to \$4,999.99 earned 0.05%
balances \$5,000.00 and above earned 0.05% pa (56 days); 1 October to 31 December: balances \$0.00 to
\$4,999.99 earned 0.00% balances \$5,000.00 and above earned 0.00% pa (92 days)

continued on next



Macquarie Cash Management Account

enquiries 1800 806 310

account name PJM MEYER SMSF PTY LTD ATF PJM
MEYER SMSF
account no. 968225730

We offer several options that allow you to make payments and view transactions free of charge

- Electronic funds transfers up to \$20,000 a day using online banking.
- Increase your limit to \$100,000 temporarily or nominate an account for unlimited transfers by contacting us.
- BPAY payments (subject to BPAY biller code limits) free of charge via online and mobile banking.
- Make the switch to free online statements by updating your preference online.

About your account

- Interest is calculated on daily balances and paid monthly. The interest rate is variable and may change at any time without prior notice.
- If you have a complaint about our service, or you'd like more information about your account including fees and charges, mistaken payments or unauthorised transactions, please read the terms and conditions for your account or contact us.

Protect your account

- Please check each entry on this statement. If you think there is an error or unauthorised transaction, please contact us right away.
- If you have new contact details, please contact us to update them.
- This statement should be kept in a safe place at all times. Please read the Product Information Statement for more details about keeping your account secure.

Access to and sharing your data

- We may provide access to or share an electronic copy of your data (account details, balance, transaction history and personal information) with other parties at your or your Financial Services Professional's request. This includes people who work with or for your Financial Services Professional such as accountants, consultants, technology platform owner/operators and others, some of whom may not be in Australia.
- Please refer to the current offer document for more information and speak with your Financial Services Professional if you have questions about how your data may be used, disclosed and/or protected.

Visit our Help Centre


- Here you'll find answers to common questions about your account. For more information, please visit help.macquarie.com

Download the Macquarie Mobile Banking app

- The Macquarie Mobile Banking app makes managing your money simple and convenient.



*The Apple logo is a trademark of Apple Inc, registered in the U.S. and other countries.
App Store is a service mark of Apple Inc. Google Logo is a trademark of Google LLC.*



Macquarie Cash Management Account

MACQUARIE BANK LIMITED
ABN 46 008 583 542 AFSL 237502

enquiries 1800 806 310
transact@macquarie.com
www.macquarie.com.au

GPO Box 2520
Sydney, NSW 2001



PJM MEYER SMSF PTY LTD
20 PROMENADE CIRCUIT
HOPE ISLAND QLD 4212

1 Shelley Street
Sydney, NSW 2000

account balance **\$72,562.66**
as at 30 Jun 21

account name PJM MEYER SMSF PTY LTD ATF PJM
MEYER SMSF
account no. 968225730

transaction	description	debits	credits	balance
31.12.20	OPENING BALANCE			554,958.95
08.01.21	Direct debit Infocus Infocus	208.33		554,750.62
12.01.21	BPAY BPAY TO Praemium - SMA	1,000.00		553,750.62
18.01.21	Deposit SuperChoice P/L PC130121-107319548		625.30	554,375.92
25.01.21	BPAY BPAY TO Praemium - SMA	1,000.00		553,375.92
29.01.21	Deposit SuperChoice P/L PC250121-163599620		696.09	554,072.01
03.02.21	Deposit SuperChoice P/L PC110121-184699702		2,053.88	556,125.89
08.02.21	Direct debit Infocus Infocus	208.33		555,917.56
09.02.21	BPAY BPAY TO Praemium - SMA	1,000.00		554,917.56
17.02.21	Deposit SuperChoice P/L PC090221-134156789		542.25	555,459.81
18.02.21	Deposit SuperChoice P/L PC150221-100760785		500.24	555,960.05
23.02.21	BPAY BPAY TO Praemium - SMA	1,000.00		554,960.05

how to make a transaction

online
Log in to www.macquarie.com.au/personal

by phone
Call 133 275 to make a phone transaction

transfers from another bank account
Transfer funds from another bank to this account:
BSB 182 512
ACCOUNT NO. 968225730

deposits using BPay
From another bank



Billers code: 667022
Ref: 968 225 730

continued on next



Macquarie Cash Management Account

enquiries 1800 806 310

account name PJM MEYER SMSF PTY LTD ATF PJM
MEYER SMSF
account no. 968225730

transaction	description	debits	credits	balance
08.03.21	Direct debit Infocus Infocus	208.33		554,751.72
09.03.21	BPAY BPAY TO Praemium - SMA	1,000.00		553,751.72
18.03.21	Deposit SuperChoice P/L PC150321-190735923		500.24	554,251.96
22.03.21	Deposit SuperChoice P/L PC110321-190581752		1,246.00	555,497.96
23.03.21	BPAY BPAY TO Praemium - SMA	1,000.00		554,497.96
06.04.21	BPAY BPAY TO Praemium - SMA	1,000.00		553,497.96
08.04.21	Direct debit Infocus Infocus	208.33		553,289.63
16.04.21	Deposit SuperChoice P/L PC090421-193372933		1,488.25	554,777.88
20.04.21	BPAY BPAY TO Praemium - SMA	1,000.00		553,777.88
21.04.21	Deposit SuperChoice P/L PC160421-180365615		500.24	554,278.12
03.05.21	Deposit SuperChoice P/L PC280421-190155094		735.80	555,013.92
04.05.21	BPAY BPAY TO Praemium - SMA	1,000.00		554,013.92
10.05.21	Direct debit Infocus Infocus	208.33		553,805.59
14.05.21	Funds transfer INVESTMENT PROPERTY PAYMENT AND SUNDRIES	490,957.00		62,848.59
17.05.21	Deposit SuperChoice P/L PC100521-165005670		1,892.00	64,740.59
18.05.21	BPAY BPAY TO Praemium - SMA	1,000.00		63,740.59
24.05.21	Deposit SuperChoice P/L PC190521-134875278		625.30	64,365.89
27.05.21	Deposit Col First State RD001065023879549		2,114.14	66,480.03
01.06.21	Deposit MCCULLOUGH ROBER Cova 2426		107.47	66,587.50
01.06.21	BPAY BPAY TO Praemium - SMA	1,000.00		65,587.50
01.06.21	Funds transfer TRANSACT FUNDS TFR TO PAUL MEGAN MEYER O	137.14		65,450.36
03.06.21	Deposit EFFECTIVE MANAGE EffMgt EOMDisburse		1,256.76	66,707.12
08.06.21	Direct debit Infocus Infocus	208.33		66,498.79
09.06.21	Deposit Andrew Wheldon L A Wheldon Sol		537.09	67,035.88
15.06.21	BPAY BPAY TO Praemium - SMA	1,000.00		66,035.88
17.06.21	Deposit SuperChoice P/L PC080621-127010380		1,811.25	67,847.13
24.06.21	Deposit SuperChoice P/L PC210621-192853036		500.24	68,347.37

continued on next



Macquarie Cash Management Account

enquiries 1800 806 310

account name PJM MEYER SMSF PTY LTD ATF PJM
MEYER SMSF
account no. 968225730

transaction	description	debits	credits	balance
25.06.21	Deposit SuperChoice P/L PC230621-114841187		542.25	68,889.62
29.06.21	BPAY BPAY TO Praemium - SMA	1,000.00		67,889.62
30.06.21	Deposit EFFECTIVE MANAGE MEYER-EFFECTIVE MA		4,673.04	72,562.66
	CLOSING BALANCE AS AT 30 JUN 21	505,344.12	22,947.83	72,562.66

* Stepped interest rates for the period 1 January to 30 June: balances \$0.00 to \$4,999.99 earned 0.00%
balances \$5,000.00 and above earned 0.00% pa (181 days)

annual interest summary 2020/2021

INTEREST PAID	28.34
TOTAL INCOME PAID	28.34

Macquarie Cash Management Account

enquiries 1800 806 310

account name PJM MEYER SMSF PTY LTD AT PJM
MEYER SMSF
account no. 968225730

We offer several options that allow you to make payments and view transactions free of charge

- Electronic funds transfers up to \$20,000 a day using online banking.
- Increase your limit to \$100,000 temporarily ~~comm~~ terminate an account for unlimited transfers by contacting us.
- BPAY payments (subject to BPAY biller code limits) free of charge via online and mobile banking.
- Make the switch to free online statements by updating your preference online.

About your account

- Interest is calculated on daily balances and ~~paid~~ billed monthly. The interest rate is variable and may change at any time without prior notice.
- If you have a complaint about our service, or you'd like more information about your account including fees and charges, mistaken payments or unauthorised transactions, please read the terms and conditions for your account or contact us.

Protect your account

- Please check each entry on this statement. If you think there is an error or unauthorised transaction, please contact us right away.
- If you have new contact details, please contact us to update them.
- This statement should be kept in a safe place at all times. Please read the Product Information Statement for more details about keeping your account secure.

Access to and sharing your data

- We may provide access to or share an electronic copy of your data (account details, balance, transaction history and personal information) with other parties at your or your Financial Services Professional's request. This includes people who work with or for your Financial Services Professional such as accountants, consultants, technology platform owner/operators and others, some of whom may not be in Australia.
- Please refer to the current offer document for more information and speak with your Financial Services Professional if you have questions about how your data may be used, disclosed and/or protected.

Visit our Help Centre

- Here you'll find answers to common questions about your account. For more information, please visit help.macquarie.com

Download the Macquarie Mobile Banking app

- The Macquarie Mobile Banking app makes managing your money simple and convenient.



The Apple logo is a trademark of Apple Inc, registered in the U.S. and other countries.
App Store is a service mark of Apple Inc. Google Logo is a trademark of Google LLC.

Portfolio valuation

As at 30 Jun 2021

SMA

Net portfolio value \$84,938.44

Asset	Quantity	Avg unit cost	Actual cost	Unit price	Market value	Portfolio weight		Gain/loss	Gain/loss	Est income ^(a)	Est yield ^(a)
						\$	%				
Domestic Shares											
AZM	9	13.4144	120.73	6.00	54.00	0.06%	0.06%	-66.73	-55.27%	-	-
AMC	10	16.045	160.45	15.13	151.30	0.18%	0.18%	-9.15	-5.7%	6.29	4.16%
APX	5	24.976	124.88	13.60	68.00	0.08%	0.08%	-56.88	-45.55%	0.50	0.74%
BHP	3	42.08	126.24	48.57	145.71	0.17%	0.17%	19.47	15.42%	6.20	4.26%
BXB	23	10.7296	246.78	11.44	263.12	0.31%	0.31%	16.34	6.62%	5.89	2.24%
CAR	5	18.768	93.84	19.76	98.80	0.12%	0.12%	4.96	5.29%	2.50	2.53%
CBA	1	84.09	84.09	99.87	99.87	0.12%	0.12%	15.78	18.77%	2.48	2.48%
CSA0131AU	3,953.97	3.6228	14,324.53	3.6072	14,262.76	16.79%	16.79%	-61.77	-0.43%	1,083.55	7.6%
IAG	31	4.8452	150.20	5.16	159.96	0.19%	0.19%	9.76	6.5%	2.17	1.36%
ILU	19	5.4258	103.09	9.15	173.85	0.2%	0.2%	70.76	68.64%	0.38	0.22%
INT0002AU	320.53	1.2478	399.97	1.3333	427.36	0.5%	0.5%	27.39	6.85%	10.13	2.37%
LNK	17	5.6912	96.75	5.04	85.68	0.1%	0.1%	-11.07	-11.44%	1.36	1.59%
MPL	62	2.7655	171.46	3.16	195.92	0.23%	0.23%	24.46	14.27%	7.50	3.83%
NCM	7	26.8343	187.84	25.28	176.96	0.21%	0.21%	-10.88	-5.79%	3.06	1.73%
OSH	35	2.9263	102.42	3.81	133.35	0.16%	0.16%	30.93	30.2%	0.23	0.17%
WBC	11	18.6573	205.23	25.81	283.91	0.33%	0.33%	78.68	38.34%	9.79	3.45%
WPL	7	19.3757	135.63	22.21	155.47	0.18%	0.18%	19.84	14.63%	3.61	2.32%
Totals			16,834.13		16,936.02	19.93%	19.93%	101.89	0.61%	1,145.64	6.76%
International Shares											
F100	138	8.4226	1,162.32	10.00	1,380.00	1.62%	1.62%	217.68	18.73%	27.80	2.01%
FUEL	468	3.2454	1,518.84	4.60	2,152.80	2.53%	2.53%	633.96	41.74%	55.74	2.59%
IEM	2	64.125	128.25	73.82	147.64	0.17%	0.17%	19.39	15.12%	1.73	1.17%
IEU	9	60.6956	546.26	72.52	652.68	0.77%	0.77%	106.42	19.48%	8.86	1.36%

16.1

SMA00392387: PJM Meyer SMSF Pty Ltd ATF PJM Meyer SMSF



Portfolio valuation

As at 30 Jun 2021

SMA

Net portfolio value \$84,938.44 continued

Asset	Quantity	Avg unit cost	Actual cost	Unit price	Market value	Portfolio weight	Gain/loss	Gain/loss	Est income (a)	Est yield (b)
		\$	\$	\$	\$	%	\$	%	\$	%
International Shares										
IJP	14	85.1107	1,191.55	91.06	1,274.84	1.5%	83.29	6.99%	11.44	0.9%
IKO	3	95.54	286.62	126.07	378.21	0.45%	91.59	31.96%	4.06	1.07%
INT0011AU	1,067.07	0.9762	1,041.70	1.1212	1,196.35	1.41%	154.65	14.85%	19.25	1.61%
INT0016AU	2,088.72	0.544	1,136.33	0.536	1,119.55	1.32%	-16.78	-1.48%	-	-
INT0017AU	467.83	0.9767	456.95	1.0403	486.68	0.57%	29.73	6.51%	33.34	6.85%
MGE0007AU	5,854.6389	1.8451	10,802.49	1.9434	11,377.91	13.4%	575.42	5.33%	574.93	5.05%
MIA0001AU	5,476.4971	2.0857	11,422.18	2.146	11,752.56	13.84%	330.38	2.89%	1,285.60	10.94%
MSTR	29	9.2148	267.23	11.39	330.31	0.39%	63.08	23.61%	-	-
VAN0111AU	12,605.52	1.695	21,366.48	1.8071	22,779.44	26.82%	1,412.96	6.61%	2,148.56	9.43%
VEQ	3	54.41	163.23	64.68	194.04	0.23%	30.81	18.88%	3.80	1.96%
VGE	4	70.86	283.44	80.61	322.44	0.38%	39.00	13.76%	5.20	1.61%
Totals			51,773.87		55,545.45	65.4%	3,771.58	7.28%	4,180.31	7.53%
Domestic Listed Property										
GPT	25	4.8252	120.63	4.90	122.50	0.14%	1.87	1.55%	5.63	4.6%
SCG	42	2.8505	119.72	2.74	115.08	0.14%	-4.64	-3.88%	2.94	2.55%
Totals			240.35		237.58	0.28%	-2.77	-1.15%	8.57	3.61%
Domestic Fixed Interest										
ETL0016AU	1,310.0412	1.0099	1,323.06	0.9928	1,300.61	1.53%	-22.45	-1.7%	52.05	4%
IAF	5	117.24	586.20	113.32	566.60	0.67%	-19.60	-3.34%	9.77	1.72%
QPON	12	26.2817	315.38	26.06	312.72	0.37%	-2.66	-0.84%	2.46	0.79%

16.2

SMA00392387: PJM Meyer SMSF Pty Ltd ATF PJM Meyer SMSF



Portfolio valuation

As at 30 Jun 2021

SMA

Net portfolio value \$84,938.44 continued

Asset	Quantity	Avg unit cost \$	Actual cost \$	Unit price \$	Market value \$	Portfolio weight %	Gain/loss \$	Gain/loss %	Est income ^(a) \$	Est yield ^(b) %
Totals			2,224.64		2,179.93	2.57%	-44.71	-2.01%	64.28	2.95%
Domestic Fixed Interest										
International Fixed Interest										
INT0082AU	128.17	0.9953	127.57	0.932	119.45	0.14%	-8.12	-6.37%	9.89	8.28%
MORNINGSTAR INTERNATIONAL BONDS HDGD Z										
Totals			127.57		119.45	0.14%	-8.12	-6.37%	9.89	8.28%
Cash & Equivalents										
AUDCASH	5,097.34	1.00	5,097.34	1.00	5,097.34	6%	-	-	8.67	0.17%
BILL	9	100.3944	903.55	100.2544	902.29	1.06%	-1.26	-0.14%	0.86	0.1%
Totals			6,000.89		5,999.63	7.06%	-1.26	-0.02%	9.53	0.16%
Portfolio totals			77,201.45		81,018.06	95.38%	3,816.61	4.94%	5,418.22	6.69%
Income declared but not paid			3,920.38		3,920.38	4.62%				
Net portfolio totals			81,121.83		84,938.44	100%	3,816.61	4.94%	5,418.22	6.38%

(a) Estimated income

This estimation is based on historical returns and should not be regarded as an accurate indication of future earnings.

(b) Estimated yield percentage

The estimated yield is the estimated income as a percentage of the market value.

16.3