



PJM MEYER SMSF
OPERATING STATEMENT
FOR THE PERIOD 6 AUGUST 2020 TO 30 JUNE 2021

	June 2021 \$	June 2020 \$
Income		
Distributions Received	6,302.11	-
Employer Contributions - Concessional	16,905.53	-
Increase in Market Value of Investments (Note 5)	7,135.66	-
Interest Received	135.81	-
Member/Personal Contributions - Concessional (Taxable)	814.00	-
Rent Received	6,800.00	-
Transfers In - Preserved/Taxable	664,853.43	-
Transfers In - Preserved/Tax Free	15,710.64	-
Transfers In - Unrestricted Non Preserved/Tax Free	1,857.71	-
	720,514.89	-
Expenses		
Accountancy Fees	220.00	-
Amortisation of Formation Costs	500.00	-
Depreciation	11,559.00	-
Investment Expenses	7,125.61	-
Life Insurance Premiums - Preserved	3,803.91	-
Rental Property Expenses - Lot 2426 Cova Central Residences, Hope Island Q 4212	2,310.70	-
	25,519.22	-
Benefits Accrued as a Result of Operations before Income Tax	694,995.67	-
Income Tax (Note 7)		
Income Tax Expense	170.25	-
	170.25	-
Benefits Accrued as a Result of Operations	694,825.42	-

The accompanying notes form part of these financial statements

DocuSigned by:

E15F663B03F340F...

DocuSigned by:

E15F663B03F340F...

PJM MEYER SMSF
DETAILED STATEMENT OF FINANCIAL POSITION AS AT 30 JUNE 2021

	June 2021 \$	June 2020 \$
Investments		
Managed Investments (Australian)		
Infocus Portfolio	84,938.44	-
	84,938.44	-
Plant and Equipment (at written down value)		
Plant & Equipment per QSR - Lot 2426 Cova	44,166.00	-
	44,166.00	-
Real Estate Properties (Australian)		
Unit 2426 Cova, 42 Outrigger Circuit, Hope Island Q 4212	487,091.55	-
	487,091.55	-
	616,195.99	-
Other Assets		
Cash at Bank - Macquarie 182512 968225730	72,562.66	-
	72,562.66	-
Distributions Receivable		
Infocus Portfolio	4,093.22	-
	4,093.22	-
Formation Expenses	2,000.00	-
	2,000.00	-
	78,655.88	-
Total Assets	694,851.87	-
Less:		
Liabilities		
Income Tax Payable (Note 7)	26.45	-
	26.45	-
	26.45	-
Net Assets Available to Pay Benefits	694,825.42	-
Represented by:		
Liability for Accrued Benefits (Notes 2, 3, 4)		
Meyer, Paul Jeffrey	604,661.68	-
Meyer, Megan	90,163.74	-
	694,825.42	-

The accompanying notes form part of these financial statements

PJM MEYER SMSF
DETAILED STATEMENT OF FINANCIAL POSITION AS AT 30 JUNE 2021

June 2021 \$	June 2020 \$
694,825.42	-

The accompanying notes form part of these financial statements

DocuSigned by:
Paul Meyer
E15F663B03F340F...

DocuSigned by:
Megan Meyer
E15F663B03F340F...

PJM MEYER SMSF
NOTES TO THE FINANCIAL STATEMENTS
FOR THE PERIOD 6 AUGUST 2020 TO 30 JUNE 2021

1. Summary of Significant Accounting Policies

The trustees have prepared the financial statements on the basis that the superannuation fund is a non-reporting entity because there are no users dependent on general purpose financial statements. The financial statements are therefore special purpose financial statements that have been prepared in order to meet the requirements of the Superannuation Industry (Supervision) Act 1993 and associated Regulations, the trust deed of the fund and the needs of members.

The financial statements have been prepared on a cash basis unless stated otherwise and are based on historical costs, except for investments which have been measured at market value.

The following significant accounting policies, which are consistent with the policies applied in the previous period unless otherwise stated, have been adopted in the preparation of the financial statements.

The financial statements were authorised for issue by the trustees/ directors of the trustee company.

a. Measurement of Investments

The fund initially recognises:

- i. an investment when it controls the future economic benefits expected to flow from the asset. For financial assets, the trade date is considered to be the date on which control of the future economic benefits attributable to the asset passes to the Fund; and
- ii. a financial liability on the date it becomes a party to the contractual provisions of the instrument.

Investments of the fund have been measured at market values, which refers to the amount that a willing buyer could reasonably be expected to pay to acquire an asset from a willing seller if the following assumptions are made:

- that the buyer and the seller deal with each other at arm's length in relation to the sale;
- that the sale occurred after proper marketing of the asset; and
- that the buyer and the seller acted knowledgeably and prudentially in relation to the sale.

Market value has been determined as follows:

- i. shares and other securities listed on the Australian Securities Exchange by reference to the relevant market quotations at the end of the reporting period;
- ii. units in managed funds by reference to the unit redemption price at the end of the reporting period;
- iii. fixed-interest securities by reference to the redemption price at the end of the reporting period;
- iv. unlisted investments are stated at trustees' assessment based on estimated market value at balance date or where necessary, an external valuer's opinion; and
- v. investment properties at the trustees' assessment of the market value or where necessary a qualified independent valuer's opinion at the end of reporting period.

Financial liabilities, such as trade creditors and other payables, are measured at the gross value of the outstanding balance at the end of the reporting period. The trustees have determined that the gross value of the fund's financial liabilities is equivalent to their market values. Any remeasurement changes in the gross values of non-current financial liabilities (including liabilities for members' accrued benefits) are recognised in the operating statement in the periods in which they occur.

b. Cash and Cash Equivalents

Cash and cash equivalents include cash on hand and at call, deposits with banks and short-term, highly liquid investments that are readily convertible to cash and subject to an insignificant risk of change in value

DocuSigned by:

Paul Meyer

E15F663B03F340F...

DocuSigned by:

Megan Meyer

E15F663B03F340F...

PJM MEYER SMSF
NOTES TO THE FINANCIAL STATEMENTS
FOR THE PERIOD 6 AUGUST 2020 TO 30 JUNE 2021

c. Revenue

Revenue is recognised to the extent that it is probable that the economic benefits will flow to the Fund and the revenue can be reliably measured. Revenue is recognised at the fair value of the consideration received or receivable.

Interest revenue

Interest revenue is recognised in respect of fixed-interest securities, and cash and cash equivalent balances. Interest revenue is recognised as it accrues.

Dividend revenue

Dividend revenue is recognised when the dividend has been paid or, in the case of dividend reinvestment schemes, when the dividend is credited to the benefit of the fund.

Rental revenue

Rental revenue arising from operating leases on investment properties is recognised upon receipt.

Distribution revenue

Distributions from unit trusts and managed funds are recognised as at the date the unit value is quoted ex-distributions and, if not received at the end of the reporting period, are reflected in the statement of financial position as a receivable at net market value.

Remeasurement changes in market values

Remeasurement changes in the market values of assets are recognised as income and determined as the difference between the market value at year-end or consideration received (if sold during the year) and the market value as at the prior year-end or cost (if acquired during the period).

Contributions

Contributions and transfers in are recognised when the control and the benefits from the revenue have been attained and are recorded by the Fund, gross of any taxes, in the period to which they relate.

d. Liability for Accrued Benefits

The liability for accrued benefits represents the fund's present obligation to pay benefits to members and beneficiaries and has been calculated as the difference between the carrying amount of the assets and the carrying amount of the other payables and income tax liabilities as at the end of the reporting period.

e. Goods and Services Tax (GST)

Revenues, expenses and assets are recognised net of the amount of GST, except where the amount of GST incurred is not recoverable from the Australian Taxation Office (ATO).

The net amount of GST recoverable from, or payable to, the ATO is included with other receivables or other payables in the statement of financial position.

f. Critical Accounting Estimates and Judgements

The preparation of financial statements requires the trustees to make judgements, estimates and assumptions that affect the application of accounting policies and the reported amounts of assets and liabilities, income and expenses. Actual results may differ from these estimates.

Estimates and underlying assumptions are reviewed on an ongoing basis. Revisions to accounting estimates are recognised in

PJM MEYER SMSF
NOTES TO THE FINANCIAL STATEMENTS
FOR THE PERIOD 6 AUGUST 2020 TO 30 JUNE 2021

the period in which the estimate is revised and in any future period affected.

2. Liability for Accrued Benefits

Changes in the Liability for Accrued Benefits are as follows:

	June 2021 \$	June 2020 \$
Liability for Accrued Benefits at beginning of period	-	-
Add:		
Benefits Accrued as a Result of Operations	694,825.42	-
- Adjustment of Deferred Tax Liability /Deferred Tax Asset	-	-
	<hr/>	<hr/>
Liability for Accrued Benefits at end of period	<u>694,825.42</u>	<u>-</u>

3. Vested Benefits

Vested benefits are benefits which are not conditional upon continued membership of the fund (or any other factor other than resignation from the fund) and include benefits which members were entitled to receive had they terminated their fund membership as at the reporting date.

	June 2021 \$	June 2020 \$
Vested Benefits	<u>694,825.42</u>	<u>-</u>

4. Guaranteed Benefits

No guarantees have been given in respect of any part of the liability for accrued benefits.

5. Changes in Market Values

Investments and other assets of the fund are valued at the end of the reporting period as described in Note 1 - Summary of Significant Accounting Policies. A detailed schedule of investments is attached to these financial statements. A summary of the change in Market Values is as follows:

	June 2021 \$	June 2020 \$
Managed Investments (Australian)	<u>7,135.66</u>	<u>-</u>
	<u>7,135.66</u>	<u>-</u>

PJM MEYER SMSF
NOTES TO THE FINANCIAL STATEMENTS
FOR THE PERIOD 6 AUGUST 2020 TO 30 JUNE 2021

6. Funding Arrangements

The employer and members contributed to the fund a percentage of the gross salaries of the employees who were members of the fund as follows:

	June 2021 \$	June 2020 \$
Employer		
Members		

7. Income Tax

Income Tax is payable by the superannuation fund at the rate of 15% on the contributions received and the income of the fund. There has been no change in the Income Tax rate during the year.

The Income Tax payable by the superannuation fund has been calculated as follows:

	June 2021 \$	June 2020 \$
Benefits accrued as a result of operations before income tax	694,995.67	-
Prima facie income tax on accrued benefits	104,249.35	-
Add/(Less) Tax Effect of:		
Distributions Received	(84.41)	-
Increase in Market Value of Investments	(1,070.35)	-
Transfers In - Preserved/Taxable	(99,728.01)	-
Transfers In - Preserved/Tax Free	(2,356.60)	-
Transfers In - Unrestricted Non Preserved/Tax Free	(278.66)	-
Depreciation	(1,133.25)	-
Tax Adjustments	792.00	-
Distributed Capital Gains	(662.63)	-
Taxable Capital Gains	442.65	-
Other	.16	-
	(104,079.10)	-
Income Tax Expense	170.25	-

Income tax expense comprises:

Income Tax Payable/(Refundable)	26.45	-
Imputed Credits	66.74	-
Foreign Credits	77.06	-

DocuSigned by:

Paul Meyer

E15F663B03F340F...

DocuSigned by:

Megan Meyer

E15F663B03F340F...

PJM MEYER SMSF
NOTES TO THE FINANCIAL STATEMENTS
FOR THE PERIOD 6 AUGUST 2020 TO 30 JUNE 2021

	170.25	-
--	--------	---

8. Reconciliation of Net Cash provided by Operating Activities to Benefits Accrued from Operations after Income Tax

	June 2021	June 2020
	\$	\$
Benefits accrued from operations after income tax	694,825.42	-
Add/(Less) non cash amounts included in benefits accrued from operations		
Increase in Market Value of Investments	(7,135.66)	-
Amortisation of Formation Costs	500.00	-
Depreciation	11,559.00	-
Income Tax Expense	170.25	-
Other non cash items	(143.80)	-
	4,949.79	-
Net cash provided by operating activities	699,775.21	-

9. Reconciliation of Cash

For the purpose of the statement of cash flows, cash includes cash on hand and in banks. Cash at the end of the reporting period as shown in the statement of cash flows is reconciled to the related item in the Statement of Financial Position or Statement of Net Assets as follows:

	June 2021	June 2020
	\$	\$
Cash	72,562.66	-

DocuSigned by:

Paul Meyer

E15F663B03F340F...

DocuSigned by:

Megan Meyer

E15F663B03F340F...

PJM MEYER SMSF
TRUSTEE: PJM MEYER SMSF PTY LTD
ACN: 643 258 011
TRUSTEES DECLARATION

The directors of the trustee company have determined that the fund is not a reporting entity and that these special purpose financial statements should be prepared in accordance with the accounting policies described in Note 1 to the financial statements.

The directors of the trustee company declare that:

- i. the financial statements and notes to the financial statements for the year ended 30 June 2021 present fairly, in all material respects, the financial position of the superannuation fund at 30 June 2021 and the results of its operations for the year ended on that date in accordance with the accounting policies described in Note 1 to the financial statements;
- ii. the financial statements and notes to the financial statements have been prepared in accordance with the requirements of the trust deed; and
- iii. the operation of the superannuation fund has been carried out in accordance with its trust deed and in compliance with the requirements of the Superannuation Industry (Supervision) Act 1993 and associated Regulations during the year ended 30 June 2021.

Specifically, the trustees declare that

- in accordance with s 120 of the Superannuation Industry (Supervision) Act 1993, no individual trustee has been or is a disqualified person;
- the fund has satisfactory title to all assets, all assets are unencumbered and free from charge as prescribed by s 50 of the Superannuation (Supervision) Act 1993 and reg 13.14 of the Superannuation Industry (Supervision) Act 1994; and
- to the knowledge of the trustees, there have been no events or transactions subsequent to the balance date which could have a material impact on the fund. Where such events have occurred, the effect of such events has been accounted and noted in the fund's financial statements

Signed in accordance with a resolution of the directors of the trustee company by:

DocuSigned by:

Paul Meyer

E15F663B03F340F...

Paul Jeffrey Meyer
Pjm Meyer Smsf Pty Ltd
Director

DocuSigned by:

Megan Meyer

E15F663B03F340F...

Megan Meyer
Pjm Meyer Smsf Pty Ltd
Director

DATED: 21/10/2021

**PJM MEYER SMSF
COMPILATION REPORT TO THE MEMBER(S) OF PJM MEYER SMSF**

We have compiled the accompanying special purpose financial statements of PJM MEYER SMSF, which comprise the statement of financial position as at 30 June 2021, the operating statement for the year then ended, a summary of significant accounting policies and other explanatory notes. The specific purpose for which the special purpose financial statements have been prepared is set out in Note 1 to the financial statements.

The Responsibility of the Trustee(s)

The Trustee (s) of the PJM MEYER SMSF is solely responsible for the information contained in the special purpose financial statements, the reliability, accuracy and completeness of the information and for the determination that the financial reporting framework used is appropriate to meet their needs and for the purpose that the financial statements were prepared.

Our Responsibility

On the basis of information provided by the Trustee(s), we have compiled the accompanying special purpose financial statements in accordance with the financial reporting framework as described in Note 1 to the financial statements and APES 315: Compilation of Financial Information.

We have applied our expertise in accounting and financial reporting to compile these financial statements in accordance with the financial reporting framework described in Note 1 to the financial statements. We have complied with the relevant ethical requirements of APES 110: Code of Ethics for Professional Accountants.

Assurance Disclaimer

Since a compilation engagement is not an assurance engagement, we are not required to verify the reliability, accuracy or completeness of the information provided to us by management to compile these financial statements. Accordingly, we do not express an audit opinion or a review conclusion on these financial statements.

The special purpose financial statements were compiled exclusively for the benefit of the directors of the trustee company who are responsible for the reliability, accuracy and completeness of the information used to compile them. We do not accept responsibility for the contents of the special purpose financial statements.

Simmons Livingstone & Associates


of


Po Box 806
Oxenford QLD 4210

Dated: / /

PJM MEYER SMSF
STATEMENT OF TAXABLE INCOME
FOR THE PERIOD 6 AUGUST 2020 TO 30 JUNE 2021

	2021
	\$
Benefits Accrued as a Result of Operations before Income Tax	694,996.00
Less:	
Increase in Market Value of Investments	(7,136.00)
Transfers In - Preserved/Taxable	(579,370.00)
Transfers In - Preserved/Taxable	(85,483.00)
Transfers In - Preserved/Tax Free	(15,630.00)
Transfers In - Preserved/Tax Free	(81.00)
Transfers In - Unrestricted Non Preserved/Tax Free	(1,858.00)
Distributed Capital Gains	(4,418.00)
Non Taxable Distributions Received	(563.00)
Building Depreciation	(7,555.00)
Tax adjustment Expenses - Investment expenses (I)	4,780.00
Tax adjustment Expenses - Administration expenses (Q)	500.00
Other Non Taxable Items	2.00
	(696,812.00)
	(1,816.00)
Add:	
Taxable Capital Gains	2,951.00
	2,951.00
	2,951.00
Taxable Income	1,135.00
Tax Payable on Taxable Income	170.25
Less:	
Imputed Credits	66.74
Foreign Credits	77.06
	143.80
Income Tax Payable/(Refund)	26.45
Add:	
Supervisory levy	259.00
Supervisory levy adjustment for new funds	259.00
Total Amount Due or Refundable	544.45

DocuSigned by:

E15F663B03F340F...

DocuSigned by:

E15F663B03F340F...

Member's Statement
PJM MEYER SMSF

MR PAUL JEFFREY MEYER
20 PROMENADE CIRCUIT
HOPE ISLAND QLD 4212

The Trustee of the above named fund wishes to advise you of the circumstances of your entitlement in the Fund at 30 June 2021 and for the reporting period 6 August 2020 to 30 June 2021.

Your Details		Your Balance	
Date of Birth	15 January 1969	Total Benefits	\$604,661.68
Tax File Number	Provided	Comprising:	
Date Joined Fund	6 August 2020	- Preserved	\$604,661.68
Service Period Start Date		- Restricted Non Preserved	
Date Left Fund		- Unrestricted Non Preserved	
Member Mode	Accumulation	Including:	
Account Description		- Tax Free Component	\$15,629.66
Current Salary		- Taxable Component	\$589,032.02
Vested Amount	\$604,661.68		
Insured Death Benefit	\$320,000.00		
Total Death Benefit	\$924,661.68		
Disability Benefit	\$320,000.00		
Nominated Beneficiaries	Megan Meyer		

Your Detailed Account	Preserved	Restricted Non Preserved	Unrestricted Non Preserved	Total
Opening Balance at 6 August 2020				
<u>Add: Increases to Member's Account</u>				
<u>During the Period</u>				
Concessional Contributions	12,401.95			12,401.95
Non-Concessional Contributions				
Other Contributions				
Govt Co-Contributions				
Employer Contributions - No TFN				
Proceeds of Insurance Policies				
Share of Net Income/(Loss) for period	(1,193.78)			(1,193.78)
Transfers in and transfers from reserves	595,000.00			595,000.00
	<u>606,208.17</u>			<u>606,208.17</u>
	606,208.17			606,208.17
<u>Less: Decreases to Member's Account</u>				
<u>During the Period</u>				
Benefits/Pensions Paid				
Contributions Tax	1,860.30			1,860.30
Income Tax	(1,951.38)			(1,951.38)
No TFN Excess Contributions Tax				
Division 293 Tax				
Excess Contributions Tax				
Refund Excess Contributions				
Insurance Policy Premiums Paid	1,637.57			1,637.57
Management Fees				
Share of fund expenses				
Transfers out and transfers to reserves				
	<u>1,546.49</u>			<u>1,546.49</u>
Member's Account Balance at 30/06/2021	604,661.68			604,661.68

Reference: MEYEPS1 / 501

Availability of Other Fund Information

Other information about the Fund is available at your request from the Trustee. If you would like any further information, please contact the Trustee.

Trustee's Disclaimer

This statement has been prepared by the Trustee for the member whose name appears at the top of this statement. Every effort has been made by the Trustee to ensure the accuracy and completeness of this Statement. The Trustee does not accept any liability for any error, omission or misprint. All amounts shown in relation to benefits do not take into account any amounts which may be withheld to satisfy the requirements imposed by the Income Tax Assessment Act 1936.

Signed by all the trustees of the fund

DocuSigned by:
Paul Meyer
E15F663B03F340F...
Paul Jeffrey Meyer
Director

DocuSigned by:
Megan Meyer
E15F663B03F340F...
Megan Meyer
Director

Statement Date: 21 October 2021

Member's Statement
PJM MEYER SMSF

MS MEGAN MEYER
20 PROMENADE CIRCUIT
HOPE ISLAND QLD 4212

The Trustee of the above named fund wishes to advise you of the circumstances of your entitlement in the Fund at 30 June 2021 and for the reporting period 6 August 2020 to 30 June 2021.

Your Details		Your Balance	
Date of Birth	19 January 1969	Total Benefits	\$90,163.74
Tax File Number	Provided	Comprising:	
Date Joined Fund	6 August 2020	- Preserved	\$88,306.03
Service Period Start Date		- Restricted Non Preserved	
Date Left Fund		- Unrestricted Non Preserved	\$1,857.71
Member Mode	Accumulation	Including:	
Account Description		- Tax Free Component	\$1,938.69
Current Salary		- Taxable Component	\$88,225.05
Vested Amount	\$90,163.74		
Insured Death Benefit	\$440,000.00		
Total Death Benefit	\$530,163.74		
Disability Benefit	\$440,000.00		
Nominated Beneficiaries	Paul Jeffrey Meyer		

Your Detailed Account	Preserved	Restricted Non Preserved	Unrestricted Non Preserved	Total
Opening Balance at 6 August 2020				
<u>Add: Increases to Member's Account</u>				
<u>During the Period</u>				
Concessional Contributions	5,317.58			5,317.58
Non-Concessional Contributions				
Other Contributions				
Govt Co-Contributions				
Employer Contributions - No TFN				
Proceeds of Insurance Policies				
Share of Net Income/(Loss) for period	(147.95)			(147.95)
Transfers in and transfers from reserves	85,564.07		1,857.71	87,421.78
	<u>90,733.70</u>		<u>1,857.71</u>	<u>92,591.41</u>
	90,733.70		1,857.71	92,591.41
<u>Less: Decreases to Member's Account</u>				
<u>During the Period</u>				
Benefits/Pensions Paid				
Contributions Tax	797.68			797.68
Income Tax	(536.35)			(536.35)
No TFN Excess Contributions Tax				
Division 293 Tax				
Excess Contributions Tax				
Refund Excess Contributions				
Insurance Policy Premiums Paid	2,166.34			2,166.34
Management Fees				
Share of fund expenses				
Transfers out and transfers to reserves				
	<u>2,427.67</u>			<u>2,427.67</u>
Member's Account Balance at 30/06/2021	88,306.03		1,857.71	90,163.74

Reference: MEYEPS1 / 502

Availability of Other Fund Information

Other information about the Fund is available at your request from the Trustee. If you would like any further information, please contact the Trustee.

Trustee's Disclaimer

This statement has been prepared by the Trustee for the member whose name appears at the top of this statement. Every effort has been made by the Trustee to ensure the accuracy and completeness of this Statement. The Trustee does not accept any liability for any error, omission or misprint. All amounts shown in relation to benefits do not take into account any amounts which may be withheld to satisfy the requirements imposed by the Income Tax Assessment Act 1936.

Signed by all the trustees of the fund

DocuSigned by:
Paul Meyer
E15F663B03F340F...
Paul Jeffrey Meyer
Director

DocuSigned by:
Megan Meyer
E15F663B03F340F...
Megan Meyer
Director

Statement Date: 21 October 2021

**MEMORANDUM OF RESOLUTIONS OF THE DIRECTOR(S) OF
PJM MEYER SMSF PTY LTD
ACN: 643 258 011
ATF PJM MEYER SMSF**

ADOPT FINANCIAL
STATEMENT ATO RESOLUTION

It was resolved that the financial statements would be prepared as special purpose financial statements as, in the opinion of the trustee(s), the superannuation fund is a non-reporting entity and therefore is not required to comply with all Australian Accounting Standards.

It was further resolved that the financial statements and notes to the financial statements of the superannuation fund in respect of the year ended 30 June 2021 thereon be adopted.

TRUSTEE'S DECLARATION:

It was resolved that the trustee's declaration of the superannuation fund be signed.

INVESTMENT STRATEGY:

The allocation of the fund's assets and the fund's investment performance over the financial year were reviewed and found to be within acceptable ranges outlined in the investment strategy adopted on 30 June 2021. After considering the risk, rate of return and liquidity of the investments and the ability of the fund to discharge its existing liabilities, it was resolved that the investment strategy continues to reflect the purposes and circumstances of the fund and its members.

INSURANCE COVER:

The trustee(s) reviewed the current life and total and permanent disability insurance coverage on offer to the members, can demonstrate the process undertaken in accepting, declining or maintaining the existing cover, and resolved that the current insurance arrangements were appropriate for the fund and its members.

ALLOCATION OF INCOME:

It was resolved that the income of the fund would be allocated to the members based on their average daily balance (an alternative allocation basis may be percentage of opening balance).

INVESTMENT ACQUISITIONS:

It was resolved to ratify the investment acquisitions throughout the financial year ended 30 June 2021.

INVESTMENT DISPOSALS:

It was resolved to ratify the investment disposals throughout the financial year ended 30 June 2021.

AUDITORS

It was resolved that
Super Audits
of
Box 3376
Rundle Mall SA 5000

act as auditors of the fund for the next financial year.

TAX AGENTS

It was resolved that
Simmons Livingstone & Associates
act as tax agents of the fund for the next financial year.

TRUSTEE STATUS:

Each of the trustee(s) confirmed that they are qualified to act as trustee(s) of the fund and that they are not disqualified persons as defined by s 120 of the SISA.

CONTRIBUTIONS RECEIVED:

It was resolved that the contributions during the year be allocated to members on the basis of the schedule provided by the principal Fund employer.

ACCEPTANCE OF ROLLOVERS

The trustee has ensured that any roll-over made to the Fund, meets the requirements of the Fund's deed and does not breach the superannuation laws in relation to:

1. making roll-over between Funds; and,
2. breaching the Fund or the member investment strategy.


The trustee has reviewed the roll-over and received advice that the roll-over is in accordance with the Trust Deed and the rules of the Fund and the superannuation laws. As such the trustee has resolved to accept the roll-over on behalf of the member.

CLOSURE:

Signed as a true record –

DocuSigned by:

E15F663B03F340F..... 21/10/2021
Paul Jeffrey Meyer

DocuSigned by:

E15F663B03F340F..... 21/10/2021
Megan Meyer

PJM MEYER SMSF
SCHEDULE OF PURCHASES AND SALES OF FUND ASSETS
FOR THE REPORTING PERIOD ENDED 30 JUNE 2021

Details	No of Units
<hr/>	
Purchases of Fund Assets	
<u>Managed Investments (Australian)</u>	
Infocus Portfolio	1
<u>Plant and Equipment (at written down value)</u>	
Plant & Equipment per QSR - Lot 2426 Cova	1
<u>Real Estate Properties (Australian)</u>	
Unit 2426 Cova, 42 Outrigger Circuit, Hope Island Q 4212	1

DocuSigned by:

Paul Meyer

E15F663B03F340F...

DocuSigned by:

Megan Meyer

E15F663B03F340F...

PJM MEYER SMSF
INVESTMENT SUMMARY REPORT AT 30 JUNE 2021

Investment	Units	Ave Cost	Mkt Price	Cost	Market	Unrealised Gain/(Loss)	Percent Gain/(Loss)	Percent Total
Cash/Bank Accounts								
Cash at Bank - Macquarie 182512 968225730		72,562.66	72,562.6600	72,562.66	72,562.66			10.54%
				72,562.66	72,562.66			10.54%
Managed Investments (Australian)								
Infocus Portfolio	1.0000	77,802.78	84,938.4400	77,802.78	84,938.44	7,135.66	9.17%	12.33%
				77,802.78	84,938.44	7,135.66	9.17%	12.33%
Plant and Equipment (at written down value)								
Plant & Equipment per QSR - Lot 2426 Cova	1.0000	44,166.00	44,166.0000	44,166.00	44,166.00			6.41%
				44,166.00	44,166.00			6.41%
Real Estate Properties (Australian)								
Unit 2426 Cova, 42 Outrigger Circuit, Hope Island Q 4212	1.0000	487,091.55	487,091.5500	487,091.55	487,091.55			70.72%
				487,091.55	487,091.55			70.72%
				681,622.99	688,758.65	7,135.66	1.05%	100.00%

PJM MEYER SMSF
INVESTMENT CHANGE REPORT AT 30 JUNE 2021

Investment	This Year			Last Year			Market Change	
	Units	Cost	Market	Units	Cost	Market	Change	Percent
Cash/Bank Accounts								
Cash at Bank - Macquarie 182512 968225730		72,562.66	72,562.66				72,562.66	100.00%
		72,562.66	72,562.66				72,562.66	
Managed Investments (Australian)								
Infocus Portfolio	1.0000	77,802.78	84,938.44				84,938.44	100.00%
		77,802.78	84,938.44				84,938.44	
Plant and Equipment (at written down value)								
Plant & Equipment per QSR - Lot 2426 Cova	1.0000	44,166.00	44,166.00				44,166.00	100.00%
		44,166.00	44,166.00				44,166.00	
Real Estate Properties (Australian)								
Unit 2426 Cova, 42 Outrigger Circuit, Hope Island Q 4212	1.0000	487,091.55	487,091.55				487,091.55	100.00%
		487,091.55	487,091.55				487,091.55	
		681,622.99	688,758.65				688,758.65	