
Workpapers - 2020 Financial Year

Crossley Stephenson Superannuation Fund

Preparer: Kelly Fu

Reviewer: Kelly Fu

Printed: 03 September 2020

Lead Schedule

2020 Financial Year

Code	Workpaper	CY Balance	LY Balance	Change	Status
23800	Distributions Received	(\$618.11)	(\$776.53)	(20.4)%	Completed
23900	Dividends Received	(\$3,060.78)	(\$10,637.46)	(71.23)%	Completed
24200	Contributions	(\$141,155.78)	(\$28,646.14)	392.76%	Completed
24700	Changes in Market Values of Investments	(\$12,614.24)	\$22,324.38	(156.5)%	Completed
24800	Changes in Market Values of Other Assets		\$363.64	100%	N/A - Not Applicable
25000	Interest Received	(\$20.42)	(\$86.04)	(76.27)%	Completed
28000	Property Income	(\$155,069.82)	(\$150,787.95)	2.84%	Completed
30100	Accountancy Fees	\$5,940.00	\$5,940.00	0%	Completed
30400	ATO Supervisory Levy	\$259.00	\$259.00	0%	Completed
30700	Auditor's Remuneration	\$1,320.00	\$1,320.00	0%	Completed
30800	ASIC Fees	\$267.00	\$263.00	1.52%	Completed
30900	Advisor Fees	\$410.00	\$1,230.00	(66.67)%	Completed
31500	Bank Charges	\$708.73	\$3.35	21056.12%	Completed
31800	Borrowing Expenses	\$1,580.41	\$317.65	397.53%	Completed
33400	Depreciation	\$13,707.72	\$2,844.14	381.96%	Completed
39000	Life Insurance Premiums	\$4,341.88	\$3,777.13	14.95%	Completed
41800	Postage, Printing and Stationery	\$131.82		100%	Completed

Code	Workpaper	CY Balance	LY Balance	Change	Status
41960	Property Expenses - Council Rates	\$10,464.21	\$8,942.36	17.02%	Completed
41980	Property Expenses - Insurance Premium	\$3,904.07	\$4,022.03	(2.93)%	Completed
42010	Property Expenses - Interest on Loans	\$28,155.93	\$13,500.59	108.55%	Completed
42020	Property Expenses - Land Tax	\$1,741.95	\$1,634.25	6.59%	Completed
42060	Property Expenses - Repairs Maintenance	\$612.19	\$1,322.00	(53.69)%	Completed
42100	Property Expenses - Strata Levy Fees	\$4,946.34	\$3,378.60	46.4%	Completed
42110	Property Expenses - Sundry Expenses	\$1,300.00	\$850.00	52.94%	Completed
42150	Property Expenses - Water Rates	\$3,897.61	\$3,016.47	29.21%	Completed
48100	Division 293 Tax	\$7,485.90		100%	Completed
48500	Income Tax Expense	\$16,639.94	\$11,382.47	46.19%	Completed
49000	Profit/Loss Allocation Account	\$204,724.45	\$104,243.06	96.39%	Completed
50000	Members	(\$1,565,784.84)	(\$1,364,676.02)	14.74%	Completed
59200	Contribution Reserve	(\$6,335.63)	(\$2,720.00)	132.93%	Completed
60400	Bank Accounts	\$23,642.18	\$7,710.49	206.62%	Completed
61800	Distributions Receivable		\$159.85	100%	Completed
62550	Reinvestment Residual Account	\$106.91	\$149.98	(28.72)%	Completed

Code	Workpaper	CY Balance	LY Balance	Change	Status
66000	Prepaid Borrowing Expenses	\$13,101.86	\$715.37	1731.48%	Completed
68000	Sundry Debtors	\$56,725.20	\$57,277.02	(0.96)%	Completed
76550	Plant and Equipment (at written down value) - Unitised	\$4,730.78	\$6,128.50	(22.81)%	Completed
77250	Real Estate Properties (Australian - Non Residential)	\$2,314,095.93	\$1,368,519.22	69.09%	Completed
77600	Shares in Listed Companies (Australian)	\$255.44	\$100,852.92	(99.75)%	Completed
78200	Units in Listed Unit Trusts (Australian)		\$36,787.00	100%	Completed
84000	GST Payable/Refundable	(\$14,379.03)	(\$11,790.53)	21.95%	Completed
85000	Income Tax Payable /Refundable	(\$1,882.10)	(\$6,903.50)	(72.74)%	Completed
85500	Limited Recourse Borrowing Arrangements	(\$814,952.56)	(\$185,000.00)	340.51%	Completed
86000	PAYG Payable	(\$3,636.00)	(\$1,737.00)	109.33%	Completed
89000	Deferred Tax Liability /Asset	(\$5,688.14)	(\$5,473.30)	3.93%	Completed
A	Financial Statements				N/A - Not Applicable
B	Permanent Documents				N/A - Not Applicable
C	Other Documents				N/A - Not Applicable
D	Pension Documentation				N/A - Not Applicable
E	Estate Planning				N/A - Not Applicable

23800 - Distributions Received

2020 Financial Year

Preparer Kelly Fu

Reviewer Kelly Fu

Status Completed

Account Code	Description	CY Balance	LY Balance	Change
GMG.AX	Goodman Group		(\$173.70)	100%
SKI.AX	Spark Infrastructure Group	(\$237.75)		100%
APA.AX	Apa Group	(\$150.36)	(\$293.52)	(48.77)%
STW.AX	Spdr S&p/asx 200 Fund	(\$62.45)	(\$221.07)	(71.75)%
ALX.AX	Atlas Arteria	(\$167.55)	(\$88.24)	89.88%
TOTAL		CY Balance	LY Balance	
		(\$618.11)	(\$776.53)	

Supporting Documents

- Distribution Reconciliation Report [Report](#)
- 23800 - SKI_EComms_FULLY_PAID_STAPLED_SECURITIES.pdf [SKI.AX](#)
- 23800 - APA_Payment_Advice_2019_09_11.pdf [APA.AX](#)
- STW_Tax_Statement_2019_20.pdf [STW.AX](#)
- STW_Distribution_Advice_2019_10_11.pdf [STW.AX](#)
- 23800 - ALX_Payment_Advice_2019_10_04.pdf [ALX.AX](#)

Standard Checklist

- Attach a copy of all Tax Statements.
- Attach a copy of Distribution Reconciliation Report
- Ensure all Distributions have been reviewed on [Distribution Tax Automation](#)

Crossley Stephenson Superannuation Fund
Distribution Reconciliation Report

For The Period 01 July 2019 - 30 June 2020

Date	Non Primary Production Income (A) * ₁					Distributed Capital Gains (B) * ₂					Foreign Income * ₃		Non-Assessable			Taxable Income
	Payment Received	Franked	Unfranked	Interest/ Other	Franking Credits	Discounted (After Discount)	Rate * ₅	CGT Concession	Indexed	Other	Foreign Income	Foreign Credits	Tax Exempt	Tax Free	Tax Deferred / AMIT * ₆	
11/07/2019	(57.61)						S								0.00	
11/10/2019	62.45						S								0.00	
30/06/2020	0.00	53.61	5.29	1.13	23.33	0.00	I	0.00	0.00	0.00	1.33	0.16	0.00	0.00	1.09	84.85
	62.45	53.61	5.29	1.13	23.33	0.00		0.00	0.00	0.00	1.33	0.16	0.00	0.00	1.09	84.85
<i>Net Cash Distribution:</i>		62.45														
	618.11	109.06	5.29	112.08	47.09	0.00		0.00	0.00	0.00	168.88	0.16	0.00	0.00	222.80	442.56

Crossley Stephenson Superannuation Fund

Distribution Reconciliation Report

For The Period 01 July 2019 - 30 June 2020

Date	Non Primary Production Income (A) * ₁				Distributed Capital Gains (B) * ₂				Foreign Income * ₃		Non-Assessable			Taxable Income		
	Payment Received	Franked	Unfranked	Interest/ Other	Franking Credits	Discounted (After Discount)	Rate * ₅	CGT Concession	Indexed	Other	Foreign Income	Foreign Credits	Tax Exempt		Tax Free	Tax Deferred / AMIT * ₆
TOTAL	618.11	109.06	5.29	112.08	47.09	0.00		0.00	0.00	0.00	168.88	0.16	0.00	0.00	222.80	442.56

Total Distributed Gains

Discount Rate	Discounted	Gross
Superfund 1/3	0.00	0.00
Individual 50%(I)	0.00	0.00
Total	0.00	0.00

*₁ Summary of Non Primary Production Income (A)

Tax Label	Franked	Unfranked	Interest/Other	Less Other Deduction	Income Before Credits * ₇	Franking Credits	Total Including Credits
11M Gross trust distributions	109.06	5.29	112.08	0.00	226.43	47.09	273.52

*₂ Forms part of the Net Capital Gains calculation for Tax Label 11A.

*₃ Forms part of the Foreign Credits calculation for Tax Label 11D, D1, 13C1.

*₄ Taxable Income is designed to match Tax Statement provided by Fund Manager.

Taxable Income in the SMSF Annual Return will be different due to application of Capital Losses in Net Capital Gain calculation and application of different discount method.

*₅ This is the discount rate selected for the transaction. "S" being Super Funds at 1/3 and "I" being Individual at 50%.

*₆ AMIT cost base net increase is reflected as negative amount i.e. negative tax deferred and AMIT cost base net decrease is reflected as positive amount i.e. positive tax deferred.

*₇ Sum of Income Before Credits reconciles with Taxable Trust Distributions in Statement of Taxable Income.

^ Variance between Payment Received and Net Cash Distribution.



Update your information:

Online:
www.investorcentre.com/au/contact

By Mail:
Computershare Investor Services Pty Limited
GPO Box 2975 Melbourne
Victoria 3001 Australia

Enquiries:

(within Australia) 1800 267 108
(international) +61 3 9415 4053

Holder Identification Number (HIN)

HIN WITHHELD

ASX Code	ALX
TFN/ABN Status	Quoted
Record Date	27 September 2019
Payment Date	4 October 2019
Direct Credit Reference No.	816069

006664 000 ALX



MR STUART JAMES CROSSLEY & MS
SHARON LEE STEPHENSON
<CROSSLEY STEPHENSON S/F A/C>
LEVEL 1 110 KING WILLIAM ROAD
GOODWOOD SA 5034

Distribution Statement

Dear Securityholder

This payment advice is for your distribution of 15.0 cents per Atlas Arteria ordinary stapled security for the half year ending 30 June 2019.

Distributing Entity	Distribution per Security	Securities Held	Franked Amount	Unfranked Amount	Foreign Source Income	Capital Return	Gross Payment	
ATLIX	15.0 cents	1,117	\$0.00	\$0.00	\$167.55	\$0.00	\$167.55	
							Less withholding tax	\$0.00
							Net Payment	\$167.55
							Franking Credit	\$0.00

Taxation Information

Australian taxpayers should refer to the Atlas Arteria website (www.atlasarteria.com) for further taxation information. This statement should be retained as a charge may be levied for a replacement. No additional tax statement summary will be provided.

Your Payment Instruction

WESTPAC BANKING CORPORATION
BSB: 035-055 Account number: XXXX29

Amount Deposited
\$167.55

252019_02_V2



Australian Pipeline Ltd ACN 091 344 704
AFSL 239927
Australian Pipeline Trust ARSN 091 678 778
APT Investment Trust ARSN 115 585 441
APA Group

All Registry communications to:
C/- Link Market Services Limited
Locked Bag A14, Sydney South, NSW 1235
Telephone : +61 1800 992 312
ASX Code: APA
Email: apagroup@linkmarketservices.com.au
Website: www.linkmarketservices.com.au

Distribution Statement



045 021334

MR STUART JAMES CROSSLEY & MS
SHARON LEE STEPHENSON
<CROSSLEY STEPHENSON S/F A/C>
LEVEL 1 110 KING WILLIAM ROAD
GOODWOOD SA 5034

Payment date: 11 September 2019

Record date: 28 June 2019

Reference No: X*****3840

TFN/ABN RECEIVED AND RECORDED

Distribution details for the period 1 January 2019 to 30 June 2019

Stapled Security Component	Securities	Distribution per Security	Franked Dividend	Tax Deferred Distribution	Trust Distribution /Interest	Gross Amount	Franking Credit
APT component							
2020 tax year	650	\$0.189691	\$55.45	\$67.85	\$0.00	\$123.30	\$23.76
APTIT component							
2019 tax year	650	\$0.023678	\$0.00	\$0.00	\$15.39	\$15.39	\$0.00
2020 tax year		\$0.041631	\$0.00	\$27.06	\$0.00	\$27.06	\$0.00
Total	650	\$0.255000	\$55.45	\$94.91	\$15.39	\$165.75	\$23.76
Net Amount:						\$165.75	

DISTRIBUTION REMITTED TO:

WESTPAC BANK
SH 309 WESTFIELD WEST LAKES
WEST LAKES SA 5021
CROSSLEY STEPHENSON SUPERANNUATI
BSB: 035-055 ACC: **1829
DIRECT CREDIT REFERENCE NO.: 001231714650

Any unfranked or franked dividend paid by APT, together with the franking credit should be included in your tax return as assessable income. The franked portion of the APT dividend is 8.5315 cents. The franking percentage of the APT dividend is 100% franked at the company tax rate of 30%. Any trust distribution from APTIT should be included in your tax return as non-primary production income from partnerships & trusts. Any tax deferred return component will reduce the cost base of your security for capital gains tax purposes. A tax statement detailing the tax components is issued annually after the financial year end.

APA Group has provided a notice for the purpose of subdivision 12-H of the Taxation Administration Act 1953, on the Distribution details page of the website www.apa.com.au. If you have any queries regarding taxation issues, please consult your tax advisor.

You may update your details by visiting the Link Market Services Limited website at www.linkmarketservices.com.au.

Please retain in a safe place as a charge may be levied for replacement.



All correspondence to:

BoardRoom
Smart Business Solutions

Boardroom Pty Limited
ABN 14 003 209 836
GPO Box 3993
Sydney NSW 2001

Tel: 1800 000 639 (within Australia)
Tel: +61 2 9290 9600 (outside Australia)
Fax: +61 2 9279 0664

www.boardroomlimited.com.au
enquiries@boardroomlimited.com.au

MR STUART JAMES CROSSLEY & MS
SHARON LEE STEPHENSON
<CROSSLEY STEPHENSON S/F A/C>
LEVEL 1 110 KING WILLIAM ROAD
GOODWOOD SA 5034

ASX:	SKI
Reference Number:	S00095558062
TFN/ABN Status:	Quoted
Subregister:	CHESS
Record Date:	04/09/2019
Payment Date:	13/09/2019

Distribution Statement

Dear Securityholder,

The interim distribution on Spark Infrastructure securities for the half year ended 30 June 2019 is 7.5 cents per security (cps), which comprises 3.5 cps interest on Spark Infrastructure Trust's Loan Notes and a tax deferred amount of 4.0 cps.

Class Description	Rate Per Security	Number of Securities	Gross Distribution (AUD)
Loan Note Interest	3.5 cents	3,170	\$110.95
Tax Deferred	4.0 cents	3,170	\$126.80
		Less withholding Tax ¹	Nil
		Net Payment (AUD)	\$237.75

1. Withholding tax is deducted if your TFN or ABN has not been recorded or if non-resident withholding tax applies.

Please contact Boardroom Pty Limited on 1800 000 639 or enquiries@boardroomlimited.com.au to update your details. Alternatively, you may log onto www.investorserve.com.au to submit your details.

Direct Credit Instruction

The total net payment has been paid in accordance with your instructions as shown below:

Bank Domicile:	AUS	Receipt Currency:	AUD
Bank Account Type:	Domestic	Amount Deposited:	\$237.75
Bank Code:	035-055		
Account Number:	***1829		
Exchange Rate:	N/A		

Please check the above details are correct and the payment has been credited to your account.

Please retain this statement for taxation purpose



045 011907

MR STUART JAMES CROSSLEY & MS
SHARON LEE STEPHENSON
<CROSSLEY STEPHENSON S/F A/C>
LEVEL 1 110 KING WILLIAM ROAD
GOODWOOD SA 5034

Part A

Statement Date: 24 July 2020

Reference No.: X*****3840

**Attribution Managed Investment Trust Member Annual Statement
for the year ended 30 June 2020**

Part B: Summary of 2020 tax return (supplementary section) items for a resident individual

Non Australian residents should seek independent Australian tax advice.

Tax return (supplementary section)	Amount	Tax return label
Share of net income from trusts, less net capital gains, foreign income and franked distributions	\$6.42	13U
Franked distribution from trusts	\$76.94	13C
Other deductions relating to non-primary production income	\$0.00	13Y
Share of franking credits from franked dividends	\$23.33	13Q
Share of credit for foreign resident withholding amounts (excluding capital gains)	\$0.00	13A
Share of credit for tax amounts withheld	\$0.00	13R
Net capital gain	\$0.00	18A
Total current year capital gains	\$0.00	18H
Credit for foreign resident capital gains withholding amounts	\$0.00	18X
Assessable foreign source income	\$1.49	20E
Other net foreign source income	\$1.49	20M
Australian franking credits from a New Zealand franking company	\$0.00	20F
Foreign income tax offset *	\$0.16	20O
Early stage venture capital limited partnership: current year tax offset	\$0.00	T7K
Early stage investor: current year tax offset	\$0.00	T8L
Other refundable tax offsets: Exploration credits	\$0.00	T10 (code E)

*To work out your foreign income tax offset (FITO) entitlement, see **20 Foreign source income and foreign assets or property** or the Guide to foreign tax offset rules 2020.

Part B: Capital gains tax information – Additional information for item 18

	Amount	
Capital gains - discounted method	\$0.00	(gross amount)
Capital gains - indexation method	\$0.00	
Capital gains - other method	\$0.00	
Total current year capital gains	\$0.00	

Part C: Components of attribution

	Cash distributions	Tax paid or Franking credit (grossed up)	Attributable amount
Australian Income			
Dividends - unfranked amount declared to be CFI	\$2.63		\$2.63
Dividends - unfranked amount not declared to be CFI	\$2.66		\$2.66
Dividends - less LIC capital gain deduction	\$0.00		\$0.00
Interest (subject to non - resident withholding tax)	\$0.21		\$0.21
Interest (not subject to non - resident withholding tax)	\$0.00		\$0.00
Other assessable Australian income	\$0.92		\$0.92
Less other allowable trust deductions	\$0.00		\$0.00
NCMI – Non-primary production	\$0.00		\$0.00
Excluded from NCMI – Non-primary production	\$0.00		\$0.00
Non-primary production income	\$6.42		\$6.42
Dividends - Franked amount	\$53.61	\$23.33	\$76.94
Capital Gains			
Capital gains - discounted method TAP	\$0.00		\$0.00
Capital gains - discounted method NTAP	\$0.00	\$0.00	\$0.00
Capital gains - indexation method TAP	\$0.00		\$0.00
Capital gains - indexation method NTAP	\$0.00	\$0.00	\$0.00
Capital gains - other method TAP	\$0.00		\$0.00
Capital gains - other method NTAP	\$0.00	\$0.00	\$0.00
Net capital gains	\$0.00	\$0.00	\$0.00
AMIT CGT gross up amount			\$0.00
Other capital gains distribution	\$0.00		
Total current year capital gains	\$0.00	\$0.00	\$0.00
NCMI capital gains	\$0.00		\$0.00
Excluded from NCMI capital gains	\$0.00		\$0.00
Foreign Income			
Other net foreign source income	\$1.33	\$0.16	\$1.49
Assessable foreign source income	\$1.33	\$0.16	\$1.49
Australian franking credit from a New Zealand franking company		\$0.00	\$0.00
CFC income	\$0.00		\$0.00
Transferor trust income	\$0.00		\$0.00
Total foreign income	\$1.33	\$0.16	\$1.49
Other Non-assessable Amounts			
Net exempt income	\$0.00		
Non-assessable non-exempt amount	\$0.00		
Other non-attributable amounts	\$1.09		
Total Non-assessable amounts	\$1.09		
Gross Cash Distribution	\$62.45		
Other deductions from Distribution			
Less: withholding tax	\$0.00		
Net Cash Distribution	\$62.45		

Part D : Tax offsets

Tax offsets	Amount
Franking credit tax offset	\$23.33
Foreign income tax offset	\$0.16
Total tax offsets	\$23.49

Part E: Attribution Managed Investment Trust ('AMIT') cost base adjustments

AMIT cost base net amount - excess (decrease)	\$1.09
AMIT cost base net amount - shortfall (increase)	\$0.00

Part F: Payment summary information for the year ended 30 June 2020

	Attribution/Amount	Tax paid
Total fund payment	\$0.00	\$0.00
Non-resident withholding amount	\$0.00	\$0.00
Deemed payment - Dividend	\$0.00	\$0.00
Deemed payment - Interest	\$0.00	\$0.00
Deemed payment - Royalties	\$0.00	\$0.00
Deemed payment - Fund payment	\$0.00	\$0.00

Note: FITOs are not split into their components (representing the type of income/gains they have arisen on) and they have not been reduced where they arise on discounted capital gains. Investors should seek their own advice in this respect from their professional tax advisor.

Please retain this statement for income tax purposes.

All Registry communications to:
C/- Link Market Services Limited
Locked Bag A14, Sydney South, NSW, 1235
Telephone: 1300 665 385
ASX Code: STW
Security Code: STW
Email: SPDR@linkmarketservices.com.au
Website: www.linkmarketservices.com.au



045 002207

MR STUART JAMES CROSSLEY & MS
SHARON LEE STEPHENSON
<CROSSLEY STEPHENSON S/F A/C>
LEVEL 1 110 KING WILLIAM ROAD
GOODWOOD SA 5034

Distribution Advice

Payment date: 11 October 2019
Record date: 30 September 2019
Reference no.: X*****3840

TFN/ABN RECEIVED AND RECORDED

Dear Unitholder,

This payment represents a distribution of 82.1673 cents for the period ended 30 September 2019, in respect of ordinary units entitled to participate at the record date. The final details of the distribution components (including any non-assessable amounts) will be advised in the AMIT Member Annual Statement for the year ending 30 June 2020.

Visit our investor website at www.linkmarketservices.com.au where you can view and change your details.

Class Description	Rate per Unit	Participating Units	Franked Component	Other Income Component	Gross Amount
Ordinary Units	82.1673 cents	76	\$53.61	\$8.84	\$62.45
				Net Amount:	\$62.45

Residual balance brought forward from your Plan account:	\$48.80
Total amount available for reinvestment:	\$111.25
This amount has been applied to ** 1 ** units at \$62.4709 per unit:	\$62.47
Residual balance carried forward in your Plan account:	\$48.78
Number of ordinary units held prior to allotment:	76
Ordinary units allotted this distribution:	1
*Total holding of ordinary units after the allotment:	77

*The "Total holding of ordinary units after the allotment" shown above may not be the current holding balance (it does not include any Ex distribution transfers registered after Ex date 27 September 2019, or any trades and/or allotments registered since Record date 30 September 2019. Neither SPDR S&P/ASX 200 Fund nor Link Market Services Limited will be liable for any losses incurred by any person who relies on the holding shown without making their own adjustments for any transactions.

This statement contains important information; please retain this statement for taxation purposes as a charge may be levied for a replacement.

The SPDR S&P/ASX 200 Fund declares that it is a managed investment trust for the purposes of Subdivision 12-H of the Taxation Administration Act 1953 ("TAA 1953") in respect of the income year ending 30 June 2020. This distribution relates to the trust's year of income ending 30 June 2020. For the purpose of Section 12-405 of Schedule 1 of the TAA 1953, the "Fund Payment" portion of the distribution is calculated as the sum of the following components:

- Australian Sourced Income – Other Income
- Capital Gains Taxable Australian Property
 - Discounted – multiplied by 2
 - Indexation method
 - Other method

23900 - Dividends Received

2020 Financial Year

Preparer Kelly Fu

Reviewer Kelly Fu

Status Completed

Account Code	Description	CY Balance	LY Balance	Change
JHG.AX	Janus Henderson Group Plc	(\$104.93)	(\$151.21)	(30.61)%
AWC.AX	Alumina Limited	(\$145.26)	(\$696.62)	(79.15)%
AGL.AX	AGL Energy Limited.	(\$231.68)	(\$427.16)	(45.76)%
CBA.AX	Commonwealth Bank Of Australia.	(\$203.28)	(\$379.28)	(46.4)%
DOW.AX	Downer Edi Limited	(\$228.48)	(\$424.76)	(46.21)%
ANZ.AX	Australia And New Zealand Banking Group Limited	(\$275.20)	(\$272.00)	1.18%
BHP.AX	BHP Group Limited	(\$276.30)	(\$735.88)	(62.45)%
ASX.AX	ASX Limited		(\$160.92)	100%
BXB.AX	Brambles Limited	(\$149.63)	(\$136.30)	9.78%
WBC.AX	Westpac Banking Corporation	(\$207.20)	(\$707.82)	(70.73)%
IFL.AX	loof Holdings Limited		(\$119.61)	100%
WHC.AX	Whitehaven Coal Limited	(\$343.50)		100%
WES.AX	Wesfarmers Limited	(\$109.98)	(\$428.80)	(74.35)%
RIO.AX	RIO Tinto Limited	(\$221.46)	(\$4,614.10)	(95.2)%
MIN.AX	Mineral Resources Limited	(\$65.10)		100%
JHC.AX	Japara Healthcare Limited		(\$106.44)	100%
IAG.AX	Insurance Australia Group Limited	(\$142.60)	(\$271.71)	(47.52)%
WPL.AX	Woodside Petroleum Limited	(\$86.25)	(\$323.78)	(73.36)%
REG.AX	Regis Healthcare Limited	(\$86.74)	(\$204.59)	(57.6)%

Account Code	Description	CY Balance	LY Balance	Change
TME.AX	Trade Me Group Limited		(\$343.98)	100%
EHE.AX	Estia Health Limited	(\$115.44)		100%
QBE.AX	QBE Insurance Group Limited	(\$67.75)	(\$132.50)	(48.87)%
TOTAL		CY Balance	LY Balance	
		(\$3,060.78)	(\$10,637.46)	

Supporting Documents

- Investment Income Comparison Report [Report](#)
- JHG_Payment_Advice_2019_11_25.pdf [JHG.AX](#)
- AWC_Payment_Advice_2019_09_12.pdf [AWC.AX](#)
- AGL_Dividend_Advice_2019_09_20.pdf [AGL.AX](#)
- DOW_Payment_Advice_2019_10_02.pdf [DOW.AX](#)
- ANZ_Reinvestment_Plan_Advice_2019_07_01.pdf [ANZ.AX](#)
- BHP_Reinvestment_Plan_Advice_2019_09_25.pdf [BHP.AX](#)
- BXB_FULLY_PAID_ORDINARY_SHARES_22.10.19.pdf [BXP.AX](#)
- WES_Payment_Advice_2020_03_31.pdf [WES.AX](#)
- RIO_Payment_Advice_2020_05_08.pdf [RIO.AX](#)
- MIN_Payment_Advice_2019_10_04.pdf [MIN.AX](#)
- WPL_Reinvestment_Plan_Advice_2019_09_20.pdf [WPL.AX](#)
- REG_Dividend_Advice_2019_09_26.pdf [REG.AX](#)
- QBE_Reinvestment_Plan_Advice_2019_10_04.pdf [QBE.AX](#)
- Dividend Reconciliation Report [Report](#)
- JHG_Payment_Advice_2019_08_28.pdf [JHG.AX](#)
- AGL_Payment_Advice_2020_03_27.pdf [AGL.AX](#)
- CBA_Dividend_Advice_2019_09_26.pdf [CBA.AX](#)
- ANZ_Reinvestment_Plan_Advice_2019_12_18.pdf [ANZ.AX](#)
- BHP_Payment_Advice_2020_04_07.pdf [BHP.AX](#)
- BXB_FULLY_PAID_ORDINARY_SHARES_10.10.19.pdf [BXP.AX](#)
- WBC_Dividend_Advice_2019_12_20.pdf [WBC.AX](#)
- WES_Reinvestment_Plan_Advice_2019_10_09.pdf [WES.AX](#)
- RIO_Reinvestment_Plan_Advice_2019_09_25.pdf [RIO.AX](#)
- IAG_Reinvestment_Plan_Advice_2019_09_30.pdf [IAG.AX](#)
- WPL_Payment_Advice_2020_03_20.pdf [WPL.AX](#)
- EHE_Dividend_Advice_2019_10_02.pdf [EHE.AX](#)

Standard Checklist

- Attach copies of all dividend statements.
- Attach copy of Dividend Reconciliation Report
- Attach copy of Investment Income Comparison Report

Crossley Stephenson Superannuation Fund

Dividend Reconciliation Report

For The Period 01 July 2019 - 30 June 2020

Date	Net Payment Received	Australian Income			Foreign Income			Withheld		
		Unfranked	Franked	Franking Credits	Foreign Income	Foreign Credits	NZ Credits	TFN Withheld	Non-Resident	LIC Deduction
	149.63	128.97	20.66	8.85						
CBA.AX Commonwealth Bank Of Australia.										
26/09/2019	203.28	0.00	203.28	87.12						
	203.28	0.00	203.28	87.12						
DOW.AX Downer Edi Limited										
02/10/2019	228.48	114.24	114.24	48.96						
	228.48	114.24	114.24	48.96						
EHE.AX Estia Health Limited										
02/10/2019	115.44	0.00	115.44	49.47						
	115.44	0.00	115.44	49.47						
IAG.AX Insurance Australia Group Limited										
30/09/2019	142.60	42.78	99.82	42.78						
	142.60	42.78	99.82	42.78						
JHG.AX Janus Henderson Group Plc										
28/08/2019	52.87	52.87	0.00	0.00						
25/11/2019	52.06	52.06	0.00	0.00						
	104.93	104.93	0.00	0.00						

Crossley Stephenson Superannuation Fund

Dividend Reconciliation Report

For The Period 01 July 2019 - 30 June 2020

Date	Net Payment Received	Australian Income			Foreign Income			Withheld		
		Unfranked	Franked	Franking Credits	Foreign Income	Foreign Credits	NZ Credits	TFN Withheld	Non-Resident	LIC Deduction
MIN.AX Mineral Resources Limited										
04/10/2019	65.10	0.00	65.10	27.90						
	65.10	0.00	65.10	27.90						
QBE.AX QBE Insurance Group Limited										
04/10/2019	67.75	27.10	40.65	17.42						
	67.75	27.10	40.65	17.42						
REG.AX Regis Healthcare Limited										
26/09/2019	86.74	0.00	86.74	37.17						
	86.74	0.00	86.74	37.17						
RIO.AX RIO Tinto Limited										
19/09/2019	221.46	0.00	221.46	94.91						
	221.46	0.00	221.46	94.91						
WBC.AX Westpac Banking Corporation										
20/12/2019	207.20	0.00	207.20	88.80						
	207.20	0.00	207.20	88.80						
WES.AX Wesfarmers Limited										
09/10/2019	109.98	0.00	109.98	47.13						

Crossley Stephenson Superannuation Fund

Dividend Reconciliation Report

For The Period 01 July 2019 - 30 June 2020

Date	Net Payment Received	Australian Income			Foreign Income			Withheld		
		Unfranked	Franked	Franking Credits	Foreign Income	Foreign Credits	NZ Credits	TFN Withheld	Non-Resident	LIC Deduction
	109.98	0.00	109.98	47.13						
WHC.AX Whitehaven Coal Limited										
19/09/2019	343.50	267.93	75.57	32.39						
	343.50	267.93	75.57	32.39						
WPL.AX Woodside Petroleum Limited										
20/09/2019	86.25	0.00	86.25	36.96						
	86.25	0.00	86.25	36.96						
	3,060.78	774.05	2,286.73	980.00						
TOTAL	3,060.78	774.05	2,286.73	980.00						

Tax Return Reconciliation

	Totals	Tax Return Label
Unfranked	774.05	J
Franked Dividends	2,286.73	K
Franking Credits	980.00	L

Crossley Stephenson Superannuation Fund

Investment Income Comparison

As at 30 June 2020

Investment	Ledger Data			ASX & UUT Data							
	Transaction Date	Income Amount	Franking Credit	Date Payable	Ex Div/Dist Date	Units On Hand	45 Day Qualified	Amount per share/unit	Estimated Income	Estimated Franking*	
Reconciled											
Shares in Listed Companies (Australian)											
AGL.AX	AGL Energy Limited.	20/09/2019	231.68	79.43	20/09/2019	21/08/2019	362.00	362.00	0.6400	231.68	79.43
ANZ.AX	Australia And New Zealand Banking Group Limited	01/07/2019	136.00	58.29	01/07/2019	13/05/2019	170.00	170.00	0.8000	136.00	58.29
ANZ.AX	Australia And New Zealand Banking Group Limited	18/12/2019	139.20	41.76	18/12/2019	11/11/2019	174.00	174.00	0.8000	139.20	41.76
AWC.AX	Alumina Limited	12/09/2019	145.26	62.25	12/09/2019	28/08/2019	2,225.00	2,225.00	0.0653	145.26	62.26
BHP.AX	BHP Group Limited	25/09/2019	276.30	118.41	25/09/2019	05/09/2019	243.00	243.00	1.1370	276.30	118.41
BXB.AX	Brambles Limited	10/10/2019	68.88	8.85	10/10/2019	11/09/2019	475.00	475.00	0.1450	68.88	8.86
BXB.AX	Brambles Limited	22/10/2019	80.75		22/10/2019	14/10/2019	475.00	475.00	0.1700	80.75	0.00
CBA.AX	Commonwealth Bank Of Australia.	26/09/2019	203.28	87.12	26/09/2019	14/08/2019	88.00	88.00	2.3100	203.28	87.12
DOW.AX	Downer Edi Limited	02/10/2019	228.48	48.96	02/10/2019	03/09/2019	1,632.00	1,632.00	0.1400	228.48	48.96
EHE.AX	Estia Health Limited	02/10/2019	115.44	49.47	02/10/2019	04/09/2019	1,480.00	1,480.00	0.0780	115.44	49.47
IAG.AX	Insurance Australia Group Limited	30/09/2019	142.60	42.78	30/09/2019	19/08/2019	713.00	713.00	0.2000	142.60	42.78
JHG.AX	Janus Henderson Group Plc	28/08/2019	52.87	0.00	28/08/2019	09/08/2019	100.00	100.00	0.5287	52.87	0.00
JHG.AX	Janus Henderson Group Plc	25/11/2019	52.06	0.00	25/11/2019	08/11/2019	100.00	100.00	0.5206	52.06	0.00
MIN.AX	Mineral Resources Limited	04/10/2019	65.10	27.90	04/10/2019	09/09/2019	210.00	210.00	0.3100	65.10	27.90
QBE.AX	QBE Insurance Group Limited	04/10/2019	67.75	17.42	04/10/2019	22/08/2019	271.00	271.00	0.2500	67.75	17.42
REG.AX	Regis Healthcare Limited	26/09/2019	86.74	37.17	26/09/2019	11/09/2019	1,220.00	1,220.00	0.0711	86.74	37.18
RIO.AX	RIO Tinto Limited	19/09/2019	221.46	94.91	19/09/2019	08/08/2019	72.00	72.00	3.0758	221.46	94.91
WBC.AX	Westpac Banking Corporation	20/12/2019	207.20	88.80	20/12/2019	12/11/2019	259.00	259.00	0.8000	207.20	88.80
WES.AX	Wesfarmers Limited	09/10/2019	109.98	47.13	09/10/2019	30/08/2019	141.00	141.00	0.7800	109.98	47.13
WHC.AX	Whitehaven Coal Limited	19/09/2019	343.50	32.39	19/09/2019	05/09/2019	1,145.00	1,145.00	0.3000	343.50	31.90

Crossley Stephenson Superannuation Fund

Investment Income Comparison

As at 30 June 2020

Investment		Ledger Data			ASX & UUT Data						
		Transaction Date	Income Amount	Franking Credit	Date Payable	Ex Div/Dist Date	Units On Hand	45 Day Qualified	Amount per share/unit	Estimated Income	Estimated Franking*
WPL.AX	Woodside Petroleum Limited	20/09/2019	86.25	36.96	20/09/2019	26/08/2019	162.00	162.00	0.5324	86.25	36.96
			3,060.78	980.00					13.6539	3,060.77	979.54
Units in Listed Unit Trusts (Australian)											
ALX.AX	Atlas Arteria	04/10/2019	167.55	0.00	04/10/2019	26/09/2019	1,117.00	1,117.00	0.1500	167.55	0.00
APA.AX	Apa Group	11/09/2019	165.75	0.00	11/09/2019	27/06/2019	650.00	650.00	0.2550	165.75	23.77
SKI.AX	Spark Infrastructure Group	13/09/2019	237.75	0.00	13/09/2019	03/09/2019	3,170.00	3,170.00	0.0750	237.75	0.00
STW.AX	Spdr S&p/asx 200 Fund	11/07/2019	57.61		11/07/2019	27/06/2019	75.00	75.00	0.7682	57.61	13.39
STW.AX	Spdr S&p/asx 200 Fund	11/10/2019	62.45		11/10/2019	27/09/2019	76.00	76.00	0.8217	62.45	22.97
			691.11	0.00					2.0699	691.11	60.13
Unreconciled											
Units in Listed Unit Trusts (Australian)											
GMG.AX	Goodman Group				09/09/2019	27/06/2019	579.00	579.00	0.1500	86.85	0.00
									0.1500	86.85	0.00
			3,751.89	980.00					15.8738	3,838.74	1,039.67

*Franking credit is estimated using 45 day qualified units. The estimation might not be accurate for preference shares and hedging arrangements.

Payment Advice



AGL ENERGY LIMITED

ABN: 74 115 061 375

MR STUART JAMES CROSSLEY & MS SHARON LEE
STEPHENSON <CROSSLEY STEPHENSON S/F A/C>
LEVEL 1 110 KING WILLIAM ROAD
GOODWOOD SA
5034

All Registry communications to:

C/- Link Market Services Limited
Locked Bag A14, Sydney South, NSW, 1235
Telephone: 1800 824 513
ASX Code: **AGL**
Email: registrars@linkmarketservices.com.au
Website: www.linkmarketservices.com.au

CAPITAL REPAYMENT STATEMENT

Reference No.: X*****3840
Payment Date: 27 March 2020
Record Date: 27 February 2020

Security Description	Rate per Security	Participating Holding	Capital Amount
AGL - FULLY PAID ORDINARY SHARES	\$0.01	512	\$5.12
		Less Withholding Tax	\$0.00
		Net Amount	AUD 5.12
		Represented By:	
		Direct Credit amount	AUD 5.12

BANKING INSTRUCTIONS

The amount of AUD 5.12 was deposited to the bank account detailed below:

WESTPAC BANK

CROSSLEY STEPHENSON SUPERANNUATI
BSB: 035-055 **ACC:** **1829

DIRECT CREDIT REFERENCE NO.: 1239571000

Payment Advice



AGL ENERGY LIMITED

ABN: 74 115 061 375

MR STUART JAMES CROSSLEY & MS SHARON LEE
STEPHENSON <CROSSLEY STEPHENSON S/F A/C>
LEVEL 1 110 KING WILLIAM ROAD
GOODWOOD SA
5034

All Registry communications to:
C/- Link Market Services Limited
Locked Bag A14, Sydney South, NSW, 1235
Telephone: 1800 824 513
ASX Code: **AGL**
Email: registrars@linkmarketservices.com.au
Website: www.linkmarketservices.com.au

DIVIDEND STATEMENT

Reference No.: X*****3840
Payment Date: 20 September 2019
Record Date: 22 August 2019

Security Description	Dividend Rate per Share	Participating Shares	Unfranked Amount	Franked Amount	Total Payment	Franking Credit
AGL - FULLY PAID ORDINARY SHARES	\$0.64	362	\$46.34	\$185.34	\$231.68	\$79.43
						Less Withholding Tax \$0.00
						Net Amount AUD 231.68
						Represented By: Dividend Reinvestment Plan amount AUD 231.68

DIVIDEND REINVESTMENT PLAN

Cash balance brought forward: \$0.00
Amount available from this payment: \$231.68
Total amount available for reinvestment: \$231.68
Cost of shares allotted at **\$18.88** / share: \$226.56
Number of shares allotted: 12
Cash balance carried forward: \$5.12

HOLDING BALANCE

Total shares after allotment: 374

These shares were allotted under the terms and conditions of the Reinvestment Plan.

Note: The shares after allotment detailed above does not include any ex dividend transactions registered after the ex dividend date or any transactions registered since the record date. Neither the Issuer nor Link Market Services Limited will be liable for any losses incurred by any person who relies on the holding shown without making their own adjustments for any transactions.

FRANKING INFORMATION

Franked Rate per Share \$0.512
Franking Percentage 80%
Company Tax Rate 30%

AUSTRALIAN TAX INFORMATION (A\$)

Income Description	Amount
Conduit Foreign Income (CFI)	\$28.03
Nil CFI	\$18.31
Total unfranked Income	\$46.34

Withholding tax is not payable by non-residents on the Conduit Foreign Income portion of the unfranked dividend amount.
The total amount together with the franking credit (if any) should be disclosed as assessable income in your Australian tax return.

Note: You may require this statement for taxation purposes. All investors should seek independent advice relevant to their own particular circumstances.

Please ensure your details are current by viewing and updating via the online service centre.



198090 000 ANZ




MR STUART JAMES CROSSLEY & MS
SHARON LEE STEPHENSON
<CROSSLEY STEPHENSON S/F A/C>
LEVEL 1 110 KING WILLIAM ROAD
GOODWOOD SA 5034

NEED ASSISTANCE?

 shareholder.anz.com
anzshareregistry@computershare.com.au

 Computershare Investor Services Pty Limited
GPO Box 2975 Melbourne
Victoria 3001 Australia

 1800 113 399 (within Australia)
0800 174 007 (within New Zealand)
+61 3 9415 4010 (outside Australia)

Holder Identification Number (HIN)

HIN WITHHELD

Share Class	Ordinary
Record Date	12 November 2019
DRP Election Date	13 November 2019
Allocation Date	18 December 2019
TFN/ABN	Quoted

DIVIDEND REINVESTMENT PLAN (DRP) ADVICE

DRP transaction details relating to ANZ's **Final Dividend** of A\$0.80 per share for the year ended 30 September 2019 are set out below.

PARTICIPATING SHARES	FRANKED AMOUNT	UNFRANKED AMOUNT	NET AMOUNT	FRANKING CREDIT
174	A\$97.44	A\$41.76	A\$139.20	A\$41.76
Credit balance brought forward in your DRP account:			A\$24.84	
Total available for reinvestment:			A\$164.04	
Amount applied to the allocation of 6 shares at A\$25.03 each:			A\$150.18	
Credit balance carried forward in your DRP account:			A\$13.86	

The dividend is 70% franked at the Australian company tax rate of 30%. The unfranked portion of the dividend is declared to be conduit foreign income.

A NZ Imputation Credit of **NZ\$15.66** has been attached to the above dividend. For NZ taxpayers, your NZ gross income will include the aggregate of the Net Amount and the NZ Imputation Credit which should be included in your income tax return.

Shareholders should obtain their own professional advice on the tax implications of the dividend and retain this document to assist in tax return preparation.

SHAREHOLDING



Number of shares held: 174

New DRP shares: 6

SHARES NOW HELD: 180





To update your shareholder information in a fast, secure and environmentally friendly way visit anz.com/easyupdate.



NEED ASSISTANCE?

 shareholder.anz.com
anzshareregistry@computershare.com.au

 Computershare Investor Services Pty Limited
GPO Box 2975 Melbourne
Victoria 3001 Australia

 1800 113 399 (within Australia)
0800 174 007 (within New Zealand)
+61 3 9415 4010 (outside Australia)

192956 000 ANZ



MR STUART JAMES CROSSLEY & MS
SHARON LEE STEPHENSON
<CROSSLEY STEPHENSON S/F A/C>
LEVEL 1 110 KING WILLIAM ROAD
GOODWOOD SA 5034

Holder Identification Number (HIN)

HIN WITHHELD

Share Class	Ordinary
Record Date	14 May 2019
DRP Election Date	15 May 2019
Allocation Date	1 July 2019

DIVIDEND REINVESTMENT PLAN (DRP) ADVICE

DRP transaction details relating to ANZ's **Interim Dividend** of A\$0.80 per share for the half year ended 31 March 2019 are set out below.

PARTICIPATING SHARES	FRANKED AMOUNT	FRANKING CREDIT	NZ IMPUTATION CREDIT	DIVIDEND AMOUNT
170	A\$136.00	A\$58.29	NZ\$15.30	A\$136.00

Credit balance brought forward in your DRP account: A\$0.00

Total available for reinvestment: A\$136.00

Amount applied to the allocation of 4 shares at A\$27.79 each: A\$111.16

Credit balance carried forward in your DRP account: A\$24.84

The dividend is 100% franked at the Australian company tax rate of 30%. A NZ Imputation Credit has been attached to the above dividend. For NZ taxpayers, your NZ gross income will include the aggregate of the Dividend Amount and the NZ Imputation Credit which should be included in your income tax return.

Shareholders should obtain their own professional advice on the tax implications of the dividend and retain this document to assist in tax return preparation.

SHAREHOLDING



Number of shares held: 170

New DRP shares: 4

SHARES NOW HELD: 174



UPCOMING EVENTS

31 October 2019

Full Year Results announced

Update Your Details:



Online:
www.investorcentre.com/au/contact

Enquiries:



By Phone:
(within Australia) 1300 556 050
(outside Australia) +61 3 9415 4027



By Mail:
Computershare Investor Services Pty Limited
GPO Box 2975 Melbourne
Victoria 3001 Australia

016949 000 AWC



MR STUART JAMES CROSSLEY & MS
SHARON LEE STEPHENSON
<CROSSLEY STEPHENSON S/F A/C>
LEVEL 1 110 KING WILLIAM ROAD
GOODWOOD SA 5034

Holder Identification Number (HIN)

HIN WITHHELD

ASX Code	AWC
TFN/ABN Status	Quoted
Record Date	29 August 2019
Payment Date	12 September 2019
Direct Credit Reference No.	839243

Notification of 2019 Interim Dividend - Paid 12 September 2019

Dear Shareholder,

We have pleasure in advising the payment of the 2019 Interim Dividend at the rate of 4.4 US cents (equivalent to 6.5287 Australian cents) per share has been forwarded for direct credit to the account detailed below. The dividend is paid on the number of shares registered in your name and entitled to participate as at the Record Date of 29 August 2019.

All amounts are in Australian dollars.

For income tax purposes this dividend is 100% franked at the rate of 30%.

Ensure your information is up to date. Simply visit www.investorcentre.com/au to update your banking instructions or personal details.

Stephen Foster
Company Secretary

Class Description	Number of Shares	Dividend per Share	Unfranked Amount	Franked Amount	Franking Credit
Ordinary Shares	2,225	6.5287 cents	A\$0.00	A\$145.26	A\$62.25
				Net Payment	A\$145.26

Note: You should retain this statement to assist you in preparing your tax return.

Your Payment Instruction

WESTPAC BANKING CORPORATION
BSB: 035-055 Account number: XXXX29

Amount Deposited

A\$145.26

If payment cannot be made to the above instruction, a cheque will be forwarded to your registered address.



ABN 49 004 028 077

000602 000 BHP



MR STUART JAMES CROSSLEY & MS
SHARON LEE STEPHENSON
<CROSSLEY STEPHENSON S/F A/C>
LEVEL 1 110 KING WILLIAM ROAD
GOODWOOD SA 5034

Update your information:



Online:

www.computershare.com.au/investor



By Mail:

Computershare Investor Services Pty Limited
GPO Box 2975 Melbourne
Victoria 3001 Australia

Enquiries:

(within Australia) 1300 656 780
(international) +61 3 9415 4020

Holder Identification Number (HIN)

HIN WITHHELD

ASX Code

BHP

Payment Date

7 April 2020

Direct Credit Reference No.

800605

Dividend Reinvestment Plan - Residual Balance Payout

Dear Shareholder,

This advice represents payment of the residual balance held in your Dividend Reinvestment Plan (DRP) participant's account, following your withdrawal from the plan, disposal of your shareholding or changing your shareholding from an issuer sponsored holding to a CHESS/broker sponsored holding.

This balance represents an amount from previous dividend payments that was insufficient for the purchase of one share, and therefore has already been included as part of your taxable income for those previous dividend payments. Please contact Computershare on the above number should you have any queries concerning this payment.

Payment Description	Payment Amount
DRP Residual Cash Balance	\$19.99

Your Payment Instruction

WESTPAC BANKING CORPORATION
BSB: 035-055 Account number: XXXX29

Amount Deposited

AUD\$19.99

If payment cannot be made to the above instruction, a cheque will be forwarded to your registered address.



BHP Group Limited
ABN 49 004 028 077

014696 000 BHP



MR STUART JAMES CROSSLEY & MS
SHARON LEE STEPHENSON
<CROSSLEY STEPHENSON S/F A/C>
LEVEL 1 110 KING WILLIAM ROAD
GOODWOOD SA 5034

Update Your Details:



www.computershare.com.au/investor



(within Australia) 1300 656 780
(outside Australia) +61 3 9415 4020



Computershare Investor Services Pty Limited
GPO Box 2975 Melbourne
Victoria 3001 Australia

Your Shareholding

SHARE CLASS	HOLDER NUMBER
Ordinary Shares	HIN WITHHELD
TFN/ABN STATUS	
Quoted	
RECORD DATE	PAYMENT DATE
6 September 2019	25 September 2019

You must keep this document for your tax records.

BHP Group Limited Shares

380th Dividend Payment - Dividend Statement

The statement below represents your final dividend for the year ended 30 June 2019. This dividend is paid at the rate of 78 US cents (equivalent to A\$1.13702624) per share on your holding of fully paid ordinary shares, registered in your name and entitled to participate as at the record date. This dividend has been franked in Australia at a rate of 100% and the company tax rate used to determine the franking credit is 30%. All amounts are in Australian dollars.

Caroline Cox
Group General Counsel and Company Secretary

Amount per Security	Number of Securities	Franked Amount	Unfranked Amount	Gross Payment
A\$1.13702624	243	A\$276.30	A\$0.00	A\$276.30
Net Payment				A\$276.30
Australian Franking Credit				A\$118.41

Dividend Reinvestment Plan (DRP) Details

Cash balance brought forward	\$36.53
Net payment available for reinvestment	\$276.30
Total available for reinvestment	\$312.83
Less the amount applied to the allotment of 8 Ordinary Shares at \$36.6046 per share	\$292.84
Cash balance carried forward to the next payment	\$19.99
Number of shares participating in the DRP as at 9 September 2019	243
Add Ordinary Shares allotted on 4 October 2019	8
Number of shares now participating in the DRP	251

Note: Computershare Investor Services Pty Limited will not be liable for any losses incurred by any person who relies on the balances shown above without making their own adjustments for any further transactions.

MR STUART JAMES CROSSLEY & MS
SHARON LEE STEPHENSON
<CROSSLEY STEPHENSON S/F A/C>
LEVEL 1 110 KING WILLIAM ROAD
GOODWOOD SA 5034

Reference Number: X*****3840
TFN/ABN Status: Quoted
Record Date: 12/09/2019
Payment Date: 10/10/2019

2019 Final Dividend

Dear Shareholder,

The details below relate to the final dividend for the year ended 30 June 2019 payable on shares that are entitled to participate in the dividend at the record date.

This dividend is 30% franked at the corporate tax rate of 30%. Please note that the unfranked portion of the dividend is conduit foreign income and is therefore free from Australian dividend withholding tax where paid to non-Australian residents.

Security Class: Fully Paid Ordinary Shares

ASX Code: BXB

No. of Shares held at Record Date	Dividend amount per Share	Franked Amount (AUD)	Unfranked Amount (AUD)	Gross Dividend Payment (AUD)	Less Withholding Tax ¹ (AUD)	Net Dividend Payment (AUD)	Franking Credit (AUD)
475	14.5 cents	\$20.66	\$48.22	\$68.88	Nil	\$68.88	\$8.85

1. *Withholding Tax applies to you if you are a resident of Australia and your TFN, ABN or Exemption Code has not been recorded with Boardroom. Withholding Tax is deducted at 47% of the gross unfranked portion of the dividend.*

To update your TFN, bank account and other details please visit www.investorserve.com.au. Alternatively, please contact Boardroom Pty Limited on 1300 883 073 (or +61 2 9290 9600 if outside Australia) or email brambles@boardroomlimited.com.au.

Direct Credit Payment Confirmation

Your net dividend payment has been paid in accordance with your instructions as shown below:

Bank Domicile:	AUS	Receipt Currency:	AUD
Bank Account Type:	Domestic	Amount Deposited:	68.88
Bank Code:	035-055		
Account Number:	***1829		
Account Name:	CROSSLEY STEPHENSON SUPERANNUATI		
Exchange Rate:	N/A		

Please check the above details are correct and that payment has been credited to your account.

Please retain this statement for taxation purposes

MR STUART JAMES CROSSLEY & MS
SHARON LEE STEPHENSON
<CROSSLEY STEPHENSON S/F A/C>
LEVEL 1 110 KING WILLIAM ROAD
GOODWOOD SA 5034

Reference Number: X*****3840
TFN/ABN Status: Quoted
Record Date: 15/10/2019
Payment Date: 22/10/2019

2019 Special Dividend and Capital Return Statement

Dear Shareholder,

The details below relate to the special dividend and capital return, payable on shares that are entitled to participate in these payments at the record date.

Dividend Statement					Franking Information		
Number of shares held at Record Date	Dividend Rate per share	Gross Dividend	Withholding Tax ¹	Net Dividend Paid	Franked Amount	Unfranked Amount ²	Franking Credit ³
475	17.0 Cents	\$80.75	Nil	\$80.75	Nil	\$80.75	Nil

- Withholding Tax of 47% of the dividend is deducted if you are a resident of Australia and your TFN/ABN or Exemption Code has not been recorded with Boardroom.*
- This dividend is 100% unfranked. The unfranked amount is conduit foreign income and is therefore free from Australian dividend withholding tax where paid to non-Australian residents.*
- The franking credit has been calculated at the rate of 0%.*

Capital Return Statement		
Number of shares held at Record Date	Capital Return Rate per share	Capital Return Amount Paid ⁴
475	12.0 cents	\$57.00

- Withholding Tax does not apply to the capital return.*

Total Net Amount Paid	\$137.75
------------------------------	-----------------

To update your TFN, bank account and other details please visit www.investorserve.com.au. Alternatively, please contact Boardroom Pty Limited on 1300 883 073 (or +61 2 9290 9600 if outside Australia) or email brambles@boardroomlimited.com.au.

Direct Credit Payment Confirmation

Your net dividend and capital return payments have been paid in accordance with your instructions as shown below:

Bank Domicile:	AUS	Receipt Currency:	AUD
Bank Account Type:	Domestic	Amount Deposited:	137.75
Bank Code:	035-055		
Account Number:	***1829		
Account Name:	CROSSLEY STEPHENSON SUPERANNUATI		
Exchange Rate:	N/A		

Please check the above details are correct and that payment has been credited to your account.

Please retain this statement for taxation purposes

Payment Advice

CommonwealthBank



All Registry communications to:
Commonwealth Bank of Australia
Locked Bag A14, Sydney South, NSW, 1235
Telephone: 1800 022 440
ASX Code: **CBA**
Email: cba@linkmarketservices.com.au
Website: www.linkmarketservices.com.au

COMMONWEALTH BANK OF AUSTRALIA
ABN: 48 123 123 124

**MR STUART JAMES CROSSLEY & MS SHARON LEE
STEPHENSON <CROSSLEY STEPHENSON S/F A/C>**
LEVEL 1 110 KING WILLIAM ROAD
GOODWOOD SA
5034

DIVIDEND STATEMENT

Reference No.: X*****3840
Payment Date: 26 September 2019
Record Date: 15 August 2019

Security Description	Dividend Rate per Share	Participating Shares	Unfranked Amount	Franked Amount	Total Payment	Franking Credit
CBA - ORDINARY SHARES	\$2.31	88	\$0.00	\$203.28	\$203.28	\$87.12
		Less Withholding Tax			\$0.00	
		Net Amount			AUD 203.28	
		Represented By:				
		Dividend Reinvestment Plan amount			AUD 203.28	

DIVIDEND REINVESTMENT PLAN

Cash balance brought forward:	\$0.00
Amount available from this payment:	\$203.28
Total amount available for reinvestment:	\$203.28
Cost of shares allotted at \$78.61 / share:	\$157.22
Number of shares allotted:	2
Cash balance carried forward:	\$46.06

HOLDING BALANCE

Total shares after allotment:	90
-------------------------------	----

These shares were allotted under the terms and conditions of the Reinvestment Plan.

Note: The shares after allotment detailed above does not include any ex dividend transactions registered after the ex dividend date or any transactions registered since the record date. Neither the Issuer nor Link Market Services Limited will be liable for any losses incurred by any person who relies on the holding shown without making their own adjustments for any transactions.

FRANKING INFORMATION

Franked Rate per Share	\$2.31
Franking Percentage	100%
Company Tax Rate	30%

New Zealand Imputation Credit in NZD

\$8.80

Attached to this dividend is a New Zealand Imputation Credit of NZ\$0.10 per share. The only Commonwealth Bank shareholders who may obtain benefits from the New Zealand Imputation Credits are New Zealand resident taxpayers who meet certain other requirements. If you require further information, we recommend you talk to your tax advisor or the New Zealand Inland Revenue Department.

For the avoidance of doubt, the offer of the Dividend Reinvestment Plan (DRP) to the public in New Zealand is made in compliance with Australian law and any code, rules or other requirements relating to the offer of the DRP in Australia.

The total amount together with the franking credit (if any) should be disclosed as assessable income in your Australian tax return.

Note: You may require this statement for taxation purposes. All investors should seek independent advice relevant to their own particular circumstances.

Please ensure your details are current by viewing and updating via the online service centre.

Downer

Relationships creating success

DOWNER EDI LIMITED
ABN 97 003 872 848

005937 000 DOW



MR STUART JAMES CROSSLEY & MS
SHARON LEE STEPHENSON
<CROSSLEY STEPHENSON S/F A/C>
LEVEL 1 110 KING WILLIAM ROAD
GOODWOOD SA 5034

Update your information:



Online:

www.computershare.com.au/easyupdate/DOW



By Mail:

Computershare Investor Services Pty Limited
GPO Box 2975 Melbourne
Victoria 3001 Australia

Enquiries:

(within Australia) 1300 556 161
(international) +61 3 9415 4000

Holder Identification Number (HIN)

HIN WITHHELD

ASX Code	DOW
TFN/ABN Status	Quoted
Record Date	4 September 2019
Payment Date	2 October 2019
Direct Credit Reference No.	814231

2019 Final Dividend

Dear Securityholder,

This payment represents a final dividend for the year ended 30 June 2019 on the shares registered in your name and entitled to participate as at the record date of 4 September 2019. This dividend is paid at the rate of 14 cents per share, and is 50% franked (7 cents) at the corporate tax rate of 30%. DOW declares that, for income tax purposes, 100% of the unfranked portion of the dividend is declared to be Conduit Foreign Income.

Robert Regan
Company Secretary



Ensure your information is up to date. Simply visit the website address listed above to update your TFN, banking instructions or personal details.

Class Description	Amount per Security	Number of Securities	Franked Amount	Unfranked Amount	Gross Payment
Ordinary Shares	14 Cents	1,632	\$114.24	\$114.24	\$228.48
Net Payment					\$228.48
Franking Credit					\$48.96

Note: You should retain this statement to assist you in preparing your tax return.

Your Payment Instruction

WESTPAC BANKING CORPORATION
BSB: 035-055 Account number: XXXX29

Amount Deposited

AUD\$228.48

**Insurance Australia Group Limited**

ABN 60 090 739 923 ASX Code: IAG

UPDATE YOUR INFORMATION:

**Online:**www.investorcentre.com/iag
iag@computershare.com.au
www.iag.com.au**By Mail:**Computershare Investor Services Pty Limited
GPO Box 4709 Melbourne
Victoria 3001 Australia

ENQUIRIES:

(within Australia) 1300 360 688
(international) +61 3 9415 4210

074185 000 IAG D16D

MR STUART JAMES CROSSLEY & MS
SHARON LEE STEPHENSON
<CROSSLEY STEPHENSON S/F A/C>
LEVEL 1 110 KING WILLIAM ROAD
GOODWOOD SA 5034Holder number: HIN WITHHELD
Record date: 20 August 2019
Payment date: 30 September 2019
TFN/ABN: Quoted
DRP Election: Full
Share Price 20/08/19: \$7.76
Share Value 20/08/19: \$5,532.88

DIVIDEND STATEMENT

The details below relate to the final dividend of 20 cents per share for Insurance Australia Group Limited (IAG), for the period 1 January 2019 to 30 June 2019. This dividend is 70% franked at the Company tax rate of 30%.

Share Class	Shares Held	Total Dividend per share	Unfranked Amount \$	Franked Amount \$	Gross Payment \$	Withholding Tax \$	Net Payment \$	Franking Credit \$
ORD	713	20 cents	42.78	99.82	142.60	0.00	142.60	42.78

DIVIDEND REINVESTMENT PLAN (DRP) STATEMENT

This statement represents the amount of dividend you have elected to reinvest under the DRP, so that you receive DRP Shares instead of a cash payment. The number of DRP Shares you have been allocated has been rounded down to the nearest share. Any residual cash balance will be carried forward in your DRP account.

Participating Shares	Residual Balance Brought Forward	Participating Dividend Payment	DRP Share Issue Price	DRP Shares Allocated	Residual Balance Carried Forward
713	\$0.00	\$142.60	\$7.9930	17	\$6.72

DRP TRANSACTION CONFIRMATION*

Date	Transaction type	DRP	Increase	Holding balance
21/08/19	Opening Balance			713
30/09/19	DRP Shares Allocated		17	
30/09/19	Closing Balance			730
30/09/19	Shares Participating	730		

*The Closing Balance of ordinary shares and Shares Participating after the allocation detailed above does not include any ex dividend transfers registered after ex date 19/08/19, or any transfers registered since 21/08/19. Neither Insurance Australia Group Limited nor Computershare Investor Services Pty Limited will be liable for any losses incurred by any person who relies on the holding shown without making their own adjustments for any transactions. For further information on your holding contact the Shareholder Registry.

KEY FIGURES FOR THE FULL YEAR ENDED 30 JUNE 2019

\$12,005m GROSS WRITTEN PREMIUM (\$M)

FY19	12,005
FY18	11,647

16.9% REPORTED INSURANCE MARGIN (%)

FY19	16.9
FY18	18.3

\$1,076m NET PROFIT AFTER TAX (\$M)

FY19	1,076
FY18	923

For information about what contributed to these results, see the 2019 overview on the reverse of this page.

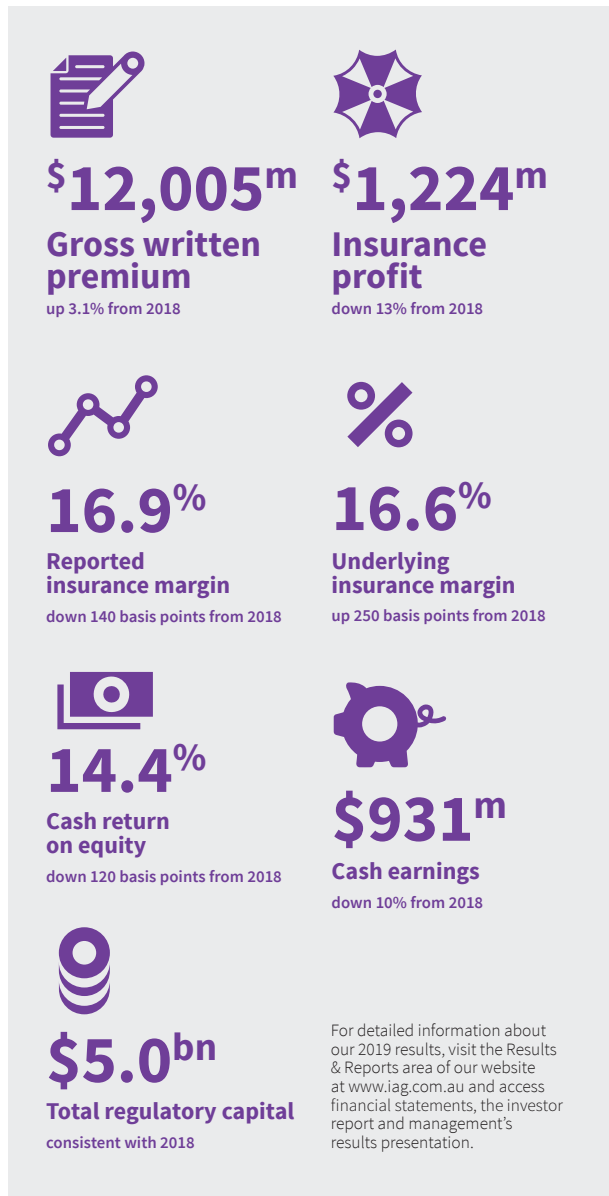
Detailed information about our results is available in the Reports and Results area of our website (www.iag.com.au).

You will be subject to income tax on any dividends paid on your IAG shares. IAG is required to provide the ATO with the details of any dividends paid to you. Imputation credits attaching to these dividends should be available to reduce your income tax payable with any excess being refundable to you provided certain requirements are met. These comments are of a general nature and it is important that you seek your own independent taxation advice specific to your circumstances.

You should keep this statement to assist you in preparing your income tax return.

2019 overview

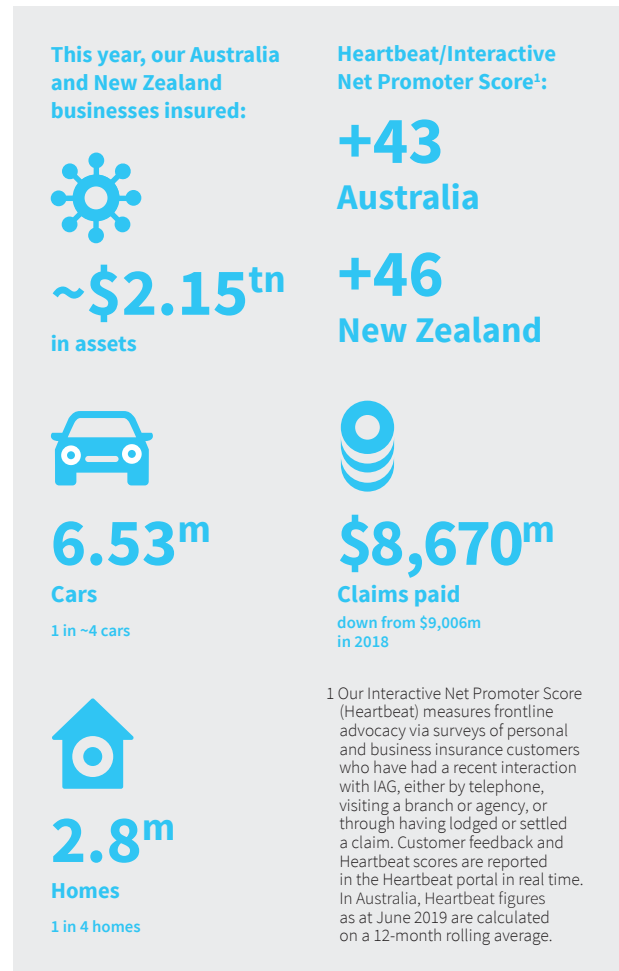
Financial strength



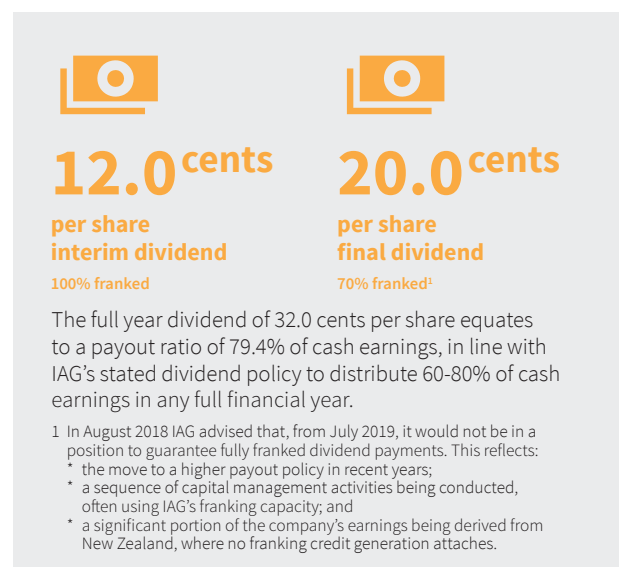
Community





Customers



Shareholders



 **Online:**
www.computershare.com.au/easyupdate/JHG

 **By Mail:**
Computershare Investor Services Pty Limited
GPO Box 2975 Melbourne
Victoria 3001 Australia

┌ 010133 000 JHG



MR STUART JAMES CROSSLEY & MS
SHARON LEE STEPHENSON
<CROSSLEY STEPHENSON S/F A/C>
LEVEL 1 110 KING WILLIAM ROAD
GOODWOOD SA 5034

Enquiries:

(within Australia) 1300 137 981
(within New Zealand) 0800 888 017
(outside Australia) +61 3 9415 4081

Holder Identification Number (HIN)

HIN WITHHELD

ASX Code	JHG
Record Date	11 November 2019
Payment Date	25 November 2019
Direct Credit Reference No.	828318

Third Quarter Dividend for the period ended 30 September 2019

Dear Shareholder,

The Directors of Janus Henderson Group plc declared a third quarter dividend of 36 US cents per ordinary share for the period ended 30 September 2019, payable on 25 November 2019. For holders of CHESS Depository Interests (CDIs), the A\$ equivalent will be 52.0596 cents per CDI. The payment is paid on shares held on the Record Date, 11 November 2019.

Class Description	Amount per CDI	Number of CDIs	Gross Payment \$
CDIs	A\$0.520596	100	\$52.06
Net Payment			\$52.06

Note: You should retain this statement to assist you in preparing your tax return.

Your Payment Instruction

WESTPAC BANKING CORPORATION
BSB: 035-055 Account number: XXXX29

Amount Deposited
AUD\$52.06

If payment cannot be made to the above instruction, a cheque will be forwarded to your registered address.

Update your information:



Online:

www.computershare.com.au/easyupdate/JHG



By Mail:

Computershare Investor Services Pty Limited
GPO Box 2975 Melbourne
Victoria 3001 Australia

010288 000 JHG



MR STUART JAMES CROSSLEY & MS
SHARON LEE STEPHENSON
<CROSSLEY STEPHENSON S/F A/C>
LEVEL 1 110 KING WILLIAM ROAD
GOODWOOD SA 5034

Enquiries:

(within Australia) 1300 137 981
(within New Zealand) 0800 888 017
(outside Australia) +61 3 9415 4081

Holder Identification Number (HIN)

HIN WITHHELD

ASX Code	JHG
Record Date	12 August 2019
Payment Date	28 August 2019
Direct Credit Reference No.	829005

Second Quarter Dividend for the period ended 30 June 2019

Dear Shareholder,

The Directors of Janus Henderson Group plc declared a second quarter dividend of 36 US cents per ordinary share for the period ended 30 June 2019, payable on 28 August 2019. For holders of CHESS Depository Interests (CDIs), the A\$ equivalent will be 52.8732 cents per CDI. The payment is paid on shares held on the Record Date, 12 August 2019.

Class Description	Amount per CDI	Number of CDIs	Gross Payment \$
CDIs	A\$0.528732	100	\$52.87
Net Payment			\$52.87

Note: You should retain this statement to assist you in preparing your tax return.

Your Payment Instruction

WESTPAC BANKING CORPORATION
BSB: 035-055 Account number: XXXX29

Amount Deposited

AUD\$52.87

If payment cannot be made to the above instruction, a cheque will be forwarded to your registered address.



004514 045 MIN



MR STUART JAMES CROSSLEY & MS
SHARON LEE STEPHENSON
<CROSSLEY STEPHENSON S/F A/C>
LEVEL 1 110 KING WILLIAM ROAD
GOODWOOD SA 5034

Update your information:

Online:
www.computershare.com.au/easyupdate/MIN

By Mail:
Computershare Investor Services Pty Limited
GPO Box 2975 Melbourne
Victoria 3001 Australia

Enquiries:
(within Australia) 1300 653 781
(international) +61 3 9415 4000

Holder Identification Number (HIN)

HIN WITHHELD

ASX Code	MIN
TFN/ABN Status	Quoted
Record Date	10 September 2019
Payment Date	4 October 2019
Direct Credit Reference No.	807455

2019 Final Dividend

Dear Securityholder,

This payment represents a final dividend of 31 cents per share for the year ended 30 June 2019. This dividend is paid on the shares registered in your name and entitled to participate as at the record date of 10 September 2019. This payment is 100% franked at the corporate tax rate of 30%.

Please register at www.computershare.com.au/easyupdate/MIN in order to update your TFN, bank account and other details online.

Derek Oelofse
Company Secretary

Class Description	Amount per Security	Number of Securities	Franked Amount	Unfranked Amount	Gross Payment
Ordinary Fully Paid Shares	31 cents	210	\$65.10	\$0.00	\$65.10
				Net Payment	\$65.10
				Franking Credit	\$27.90

Note: You should retain this statement to assist you in preparing your tax return.

Your Payment Instruction

WESTPAC BANKING CORPORATION
BSB: 035-055 Account number: XXXX29

Amount Deposited
AUD\$65.10



043915 000 QBE



MR STUART JAMES CROSSLEY & MS SHARON LEE STEPHENSON <CROSSLEY STEPHENSON S/F A/C> LEVEL 1 110 KING WILLIAM ROAD GOODWOOD SA 5034

Update Your Information:

www.investorcentre.com/au
qbe.queries@computershare.com.au



Computershare Investor Services Pty Limited
GPO Box 2975
Melbourne Victoria 3001 Australia



1300 723 487 (within Australia)
+61 3 9415 4840 (outside Australia)



Holder Identification Number (HIN) HIN WITHHELD

ASX Code	QBE
TFN/ABN Status	Quoted
Record Date	23 August 2019
Allocation Date	4 October 2019
DRP Price	\$12.45

2019 Interim Dividend Notice

The details below relate to the interim dividend of 25 cents per share for the half year ended 30 June 2019. This dividend is 60% franked at the company tax rate of 30%. The whole of the unfranked amount of this dividend has been declared to be conduit foreign income.

CLASS DESCRIPTION	DIVIDEND PER SHARE	PARTICIPATING SHARES	FRANKED AMOUNT \$	UNFRANKED AMOUNT \$	FRANKING CREDIT \$	DIVIDEND PAYMENT \$
Fully Paid Ordinary	25 cents	271	40.65	27.10	17.42	67.75
Net Payment (AUD\$)						67.75

DRP Summary

PARTICIPATING DIVIDEND PAYMENT \$	PARTICIPATING SHARES	DRP SHARES ALLOCATED*	NEW SHARE BALANCE
67.75	271	5	276

*The number of shares allocated is determined by dividing the **Participating Dividend Payment** by the **DRP price** and rounding the result to the nearest whole number.

Note: The balance shown above may not be the current holding balance where you have purchased or sold shares after the Ex Date. Computershare Investor Services Pty Limited will not be liable for any losses incurred by any person who relies on the balances shown above without making their own adjustments for any further transactions.

You should keep this statement to assist in preparing your tax return.



RioTinto

Rio Tinto Limited
ABN 96 004 458 404

┌ 000982 000 RIO



MR STUART JAMES CROSSLEY & MS
SHARON LEE STEPHENSON
<CROSSLEY STEPHENSON S/F A/C>
LEVEL 1 110 KING WILLIAM ROAD
GOODWOOD SA 5034

Update your information:



Online:
www.investorcentre.com/rio



By Mail:
Computershare Investor Services Pty Limited
GPO Box 2975 Melbourne
Victoria 3001 Australia

Enquiries:

(within Australia) 1800 813 292
(international) +61 3 9415 4030

Holder Identification Number (HIN)

HIN WITHHELD

ASX Code
Payment Date

RIO
8 May 2020

Dividend reinvestment plan - Residual balance payment advice

Dear shareholder,

We have pleasure in making a payment of the cash balance retained in your Rio Tinto Limited Dividend Reinvestment Plan participant's account.

This balance represents an amount from previous dividend payments that was insufficient for the purchase of one share. It is being paid to you due to your withdrawal from the Plan, disposal of your shareholding in Rio Tinto Limited or changing your shareholding from an Issuer sponsored holding to a CHESS/Broker sponsored holding.

As the payment is the balance of your previous dividend payments **it is not taxable**.

Computershare Investor Services

Your Payment Instruction

WESTPAC BANKING CORPORATION
BSB: 035-055 Account number: XXXX29

Amount Deposited

AUD\$42.63

If payment cannot be made to the above instruction, a cheque will be forwarded to your registered address.

016206 000 RIO



MR STUART JAMES CROSSLEY & MS
SHARON LEE STEPHENSON
<CROSSLEY STEPHENSON S/F A/C>
LEVEL 1 110 KING WILLIAM ROAD
GOODWOOD SA 5034

Dividend Statement

Holder Identification Number	HIN WITHHELD
Record Date	9 August 2019
Payable Date	19 September 2019
Half Year Ended	30 June 2019
Tax File Number	Quoted

Shareholder helpline number: 1800 813 292
New Zealand holders: 0800 450 740
International shareholders: +61 (3) 9415 4030
www.investorcentre.com/rio
Computershare Investor Services Pty Limited, GPO Box 2975, Melbourne, VIC 3001, Australia

Dividend reinvestment plan advice - Interim and special dividends for the half year ended 30 June 2019

Dear shareholder,

On 1 August 2019 Rio Tinto declared a 2019 interim dividend of 219.08 Australian cents per share (equivalent to 151.00 US cents), and a special dividend of 88.50 Australian cents per share (equivalent to 61.00 US cents). Shares have been purchased for you in accordance with your participation in the Rio Tinto Limited Dividend Reinvestment Plan.

These dividends are payable on ordinary shares registered in your name and entitled to participate as at the record date of 9 August 2019. For income tax purposes these dividends are both fully franked (100 per cent) at the tax rate of 30 per cent.

Transaction Type			Allocation Date				Price per Share
DRP			25/09/2019				\$93.051111
Payment Type	AUD Dividend Rate Per Share	Shareholding	AUD Franked Dividend Payable	AUD Unfranked Dividend Payable	AUD Franking Credits	Gross Payment	
Interim	219.08 cents	72	\$157.74	\$0.00	\$67.60	\$157.74	
Special	88.50 cents	72	\$63.72	\$0.00	\$27.31	\$63.72	
						AUD Tax Withheld	\$0.00
						AUD Dividend Amount	\$221.46
						Cash balance brought forward	\$7.27
						Reinvestment amount	\$228.73
						Amount deducted for purchase	\$186.10
						Number of shares purchased	2
						Cash balance carried forward	\$42.63

If you require your payment to be re-issued, you may be charged an administrative fee which will be deducted from your payment.

NOTE: The closing balance shown below may not be the current holding balance if you have purchased or sold shares after the Ex Dividend Date, being 8 August 2019.

Computershare Investor Services Pty Limited will not be liable for any losses incurred by any person who relies on the holding balances shown below without making their own adjustments for any further transactions.

Date	Transaction type	Transaction reference	Opening balance	Quantity on	Closing balance
25/09/2019	DRP	Allocation	72	2	74

The issue of these DRP shares will be shown on your next CHESS statement.

Please retain this dividend statement for your records.

Manage your holdings online: Register at www.investorcentre.com/rio

Elect direct credit payment and electronic communications at Investor Centre, our free self-service website is available 24/7. Manage your shareholdings online, the easy way!

View any outstanding payments

Change payment options

Switch to ecommunications

View your Shareholding

Change your address

Update your TFN



All registry communications to:
 Link Market Services Limited
 Locked Bag A6015, Sydney South NSW 1235
 Telephone (free call within Australia): +61 1800 804 255
 ASX Code: WBC
 Email: westpac@linkmarketservices.com.au
 Website: www.linkmarketservices.com.au



045 / 242257

MR STUART JAMES CROSSLEY & MS
 SHARON LEE STEPHENSON
 <CROSSLEY STEPHENSON S/F A/C>
 LEVEL 1 110 KING WILLIAM ROAD
 GOODWOOD SA 5034

Key details

Payment date:	20 December 2019
Record date:	13 November 2019
SRN/HIN:	X*****3840
TFN/ABN status:	RECEIVED AND RECORDED

Final dividend statement for the six months ended 30 September 2019 Dividend Reinvestment Plan (DRP) participant statement

This dividend is 100% franked with Australian franking credits at the company tax rate of 30%.

Description	Participating holding	Dividend rate per share [#]	Unfranked amount	Franked amount	Total amount	Franking credit
Ordinary shares	259	80 cents	\$0.00	\$207.20	\$207.20	\$88.80
Net dividend amount					\$207.20	
***New Zealand Imputation Credit (NZIC)						NZ\$18.13
Cash balance brought forward from your plan account					\$17.06	
Amount available for reinvestment					\$224.26	
Cash reinvested has been applied to 8 shares at \$25.17 per share					\$201.36	
Cash balance carried forward in your plan account					\$22.90	

[#] The final dividend of 80 cents per share takes into consideration the cost of the Bank Levy which was equivalent to 8 cents per share over 2019. All amounts are in Australian dollars unless otherwise stated.

^{***} Only relevant for New Zealand taxpayers.

DRP Transaction holding statement

Date	Transaction type	Increase	Decrease	Holding balance
13/11/2019	Opening balance			259
20/12/2019	Dividend plan allotment	8		
20/12/2019	Closing balance			267

Note: The 'Opening balance' recorded in the DRP holding statement above may not be the same as the 'participating holding' recorded in the top section of the DRP participant statement, where your participation in the DRP is 'partial'. The closing balance of ordinary shares excludes any trades or transfers since the record date. Neither Westpac Banking Corporation nor Link Market Services Limited will be liable for any losses incurred by any person who relies on the holdings shown without making their own adjustments for any transactions not included.

**Please keep this statement for your tax records.
 It can also be accessed online in Link's Investor Centre, see over for login instructions.**

Update your details **online**

Information we need from you

We need the following details to administer your holding. If you have not provided these details, or if they have changed, you can update them via Link's Investor Centre:

1	Bank account details Dividend will only be paid directly into an Australian dollar bank account. A dividend payment statement will be provided for each payment.
2	Email address Communication by email means you can be promptly notified of key announcements, when dividend payments are made and when statements can be accessed online.
3	TFN, TFN exemption or ABN Providing your Tax File Number (TFN), TFN exemption code or Australian Business Number (ABN) is optional. However, without these details Westpac may be required to withhold Australian tax, from any dividend that is not 100% franked, at the highest marginal tax rate plus the Medicare levy.

How to update your information

1. Login to Link's Investor Centre at www.linkmarketservices.com.au
2. Click on **Investor Login**
3. If you do not have a **Portfolio*** login, please use the Single Holding login
4. Enter **WBC** in the **Issuer Name** field and press enter
5. Enter your **Security Holder Number (SRN)** or **Holder Identification Number (HIN)**
6. Enter your **postcode** or, if your registered address is overseas, click on the **Outside Australia** link to look up your country of residence
7. Enter the **security code** in the box provided (this protects against robots)
8. Click on the box indicating you have read the terms and conditions
9. Click on **Login**

* Setting up a Portfolio login allows you to easily manage your holdings across issuers who use Link as their registrar.



All correspondence to:
Computershare Investor Services Pty Limited
GPO Box 2975 Melbourne
Victoria 3001 Australia
Enquiries (within Australia) 1300 558 062
(outside Australia) +61 3 9415 4631
Facsimile +61 3 9473 2500
www.investorcentre.com/contact
www.computershare.com

Private and Confidential

125548 000 WES



MR STUART JAMES CROSSLEY & MS
SHARON LEE STEPHENSON
<CROSSLEY STEPHENSON S/F A/C>
LEVEL 1 110 KING WILLIAM ROAD
GOODWOOD SA 5034

31 March 2020

Dividend Investment Plan - Residual Balance Payout

This advice represents payment of the residual balance held in your dividend investment account, following your withdrawal from the plan, disposal of your shareholding or changing your shareholding from an issuer sponsored to a CHESS/broker sponsored holding.

As the payment is the balance of your previous dividend (insufficient for the purchase of one share) **it is not taxable**. Please contact Computershare on the above number should you have any queries concerning this payment.

Total	A\$18.77
-------	----------

Your Payment Instruction

WESTPAC BANKING CORPORATION
BSB: 035-055 Account number: XXXX29

Amount Deposited

A\$18.77

Private and Confidential

045492 000 WES



MR STUART JAMES CROSSLEY & MS
 SHARON LEE STEPHENSON
 <CROSSLEY STEPHENSON S/F A/C>
 LEVEL 1 110 KING WILLIAM ROAD
 GOODWOOD SA 5034

Holder Identification Number (HIN)

HIN WITHHELD

Record Date	2 September 2019
Payment Date	9 October 2019
TFN/ABN Status	Quoted
ASX Code	WES

Final Dividend

The statement below represents your final dividend for the year ended 30 June 2019. The dividend is fully-franked (100 per cent) for Australian income tax purposes at the corporate tax rate of 30 per cent.

Class Description	Amount per Security	Number of Securities	Franked Amount	Unfranked Amount	Gross Payment	Franking Credit
Ordinary Shares	A\$0.78	141	A\$109.98	A\$0.00	A\$109.98	A\$47.13
Total			A\$109.98	A\$0.00	A\$109.98	A\$47.13
Net Payment					A\$109.98	

New Zealand Imputation Credits in NZD

NZ\$14.10

New Zealand tax law requires us to notify shareholders that New Zealand imputation credits have been attached to this dividend at a rate of NZ\$0.10 per share. These credits are only relevant for shareholders required to file a New Zealand income tax return.

Important Notes

1. You should retain this statement to assist you in preparing your tax return.
2. Shareholders should obtain their own professional advice on the tax implications of this dividend.

Non-Resident Shareholders

The Franked Amount is not subject to withholding tax.

Dividend Investment Plan (DIP) Details

Cash balance brought forward from the previous dividend	A\$27.14
Net payment available for investment in accordance with your instructions	A\$109.98
Total available for investment	A\$137.12
Less amount applied to the allotment of 3 ordinary shares at A\$39.4499 per share	A\$118.35
Cash balance carried forward to next dividend	A\$18.77
Ordinary Shares (ORD)	
Number of participating ORD shares held as at 3 September 2019	141
Number of non-participating ORD shares held as at 3 September 2019	0
Add ORD shares allotted on 9 October 2019	3
Total number of ORD shares held*	144

*The number of shares held may differ from your current shareholding if you have purchased or sold shares after 29 August 2019. Computershare Investor Services Pty Limited and Wesfarmers Limited will not be liable for any losses incurred by any person who relies on the number of shares held shown above without making their own adjustments for any further transactions.

082470 000 WPL


 MR STUART JAMES CROSSLEY & MS
 SHARON LEE STEPHENSON
 <CROSSLEY STEPHENSON S/F A/C>
 LEVEL 1 110 KING WILLIAM ROAD
 GOODWOOD SA 5034

Update Your Information:
www.investorcentre.com/wpl

 Computershare Investor Services Pty Limited
 GPO Box 2975 Melbourne
 Victoria 3001 Australia

 1300 558 507 (within Australia)
 +61 3 9415 4632 (outside Australia)

Holder Identification Number (HIN)
HIN WITHHELD

ASX Code	WPL
TFN/ABN Status	Quoted
Record Date	27 August 2019
Payment Date	20 September 2019

DIVIDEND STATEMENT

The statement below represents your interim dividend for the half year ended 30 June 2019. This dividend is paid at the rate of 36 US cents (equivalent to 53.238687 Australian cents) per share on your holding of fully paid ordinary shares, registered in your name and eligible as at the record date 27 August 2019.

This dividend is fully franked (100%) at the tax rate of 30%.

Class Description	Amount per Security	Number of Securities	Franked Amount	Unfranked Amount	Total Payment
Ordinary Shares	A\$0.53238687	162	A\$86.25	A\$0.00	A\$86.25
Net Payment					A\$86.25
Australian Franking Credit					A\$36.96

VIEW OR UPDATE YOUR SECURITY HOLDING DETAILS ONLINE

To view your security holding details please visit www.investorcentre.com/wpl. When in Investor Centre, log in using your SRN/HIN and postcode (if within Australia) or country (if outside Australia). For security purposes, if you wish to update your information you will be required to login as an existing user with your User ID and password or register as a new user and create a User ID and password.

Important Notes:

- You should retain this statement to assist you in preparing your tax return.
- If you require a replacement payment for any of your dividend payments, you may be charged a fee to cover the costs to reissue such payments.
- Per its market announcement, on 15 August 2019, Woodside's Board has reactivated the DRP for the 2019 Interim Dividend and all subsequent dividends, unless notice is given of its suspension or termination. Shareholders who have recently elected to participate in the DRP or had a standing DRP election registered on their shareholding will have dividends on some or all of their shares automatically reinvested in additional shares.

Dividend Reinvestment Plan (DRP) Details

Cash balance brought forward	\$0.00
Net payment available for reinvestment	\$86.25
Total available for reinvestment	\$86.25
Less the amount applied to the allotment of 2 Ordinary Shares at A\$31.3447 per share	\$62.69
Cash balance carried forward to the next payment	\$23.56
Number of Ordinary Shares participating in the DRP for the 2019 Interim Dividend	162
Add Ordinary Shares allotted on 20 September 2019	2
Number of Ordinary Shares now participating in the DRP	164

Note: Computershare Investor Services Pty Limited will not be liable for any losses incurred by any person who relies on the balances shown above without making their own adjustments for any further transactions.



001482 000 WPL



MR STUART JAMES CROSSLEY & MS
SHARON LEE STEPHENSON
<CROSSLEY STEPHENSON S/F A/C>
LEVEL 1 110 KING WILLIAM ROAD
GOODWOOD SA 5034

Update Your Information:

www.investorcentre.com/wpl



Computershare Investor Services Pty Limited
GPO Box 2975 Melbourne
Victoria 3001 Australia



1300 558 507 (within Australia)
+61 3 9415 4632 (outside Australia)



Holder Identification Number (HIN)

HIN WITHHELD

ASX Code	WPL
Payment Date	20 March 2020
Direct Credit Reference No.	101532

DIVIDEND REINVESTMENT PLAN - RESIDUAL BALANCE PAYOUT

Dear Shareholder/former Shareholder

This advice represents payment of the residual balance held in your Dividend Reinvestment Plan account, following your withdrawal from the Plan or disposal of your Shareholding.

As the dividend to which this payment relates should previously have been included in your assessable income, this payment does not constitute assessable income.

Please contact Computershare on 1300 558 507 (within Australia) or +61 3 9415 4632 (outside Australia) should you have any queries concerning this payment.

Important Note:

If you require a replacement payment for any of your dividend payments, you may be charged a fee to cover the costs to reissue such payments.

YOUR PAYMENT INSTRUCTION

WESTPAC BANKING CORPORATION
BSB: 035-055 Account number: XXXX29

Amount Deposited
A\$23.56

If payment cannot be made to the above account, the residual balance payout will be withheld pending receipt of your valid direct credit instructions.

24200 - Contributions

2020 Financial Year

Preparer Kelly Fu

Reviewer Kelly Fu

Status Completed

Account Code	Description	CY Balance	LY Balance	Change
CROSTU00001A	(Contributions) Crossley, Stuart - Accumulation (Accumulation)	(\$84,253.69)	(\$27,368.67)	207.85%
STESHA00001A	(Contributions) Stephenson, Sharon - Accumulation (Accumulation)	(\$56,902.09)	(\$1,277.47)	4354.28%
TOTAL		CY Balance	LY Balance	
		(\$141,155.78)	(\$28,646.14)	

Supporting Documents

- Contributions Breakdown Report [Report](#)

Standard Checklist

- Attach copies of S290-170 notices (if necessary)
- Attach copy of Contributions Breakdown Report
- Attach SuperStream Contribution Data Report
- Check Fund is registered for SuperStream (if necessary)
- Ensure all Contributions have been allocated from Bank Accounts
- Ensure Work Test is satisfied if members are over 65

Crossley Stephenson Superannuation Fund

Contributions Breakdown Report

For The Period 01 July 2019 - 30 June 2020

Summary

Member	D.O.B	Age (at 30/06/2019)	Total Super Balance (at 30/06/2019) *1	Concessional	Non-Concessional	Other	Reserves	Total
Crossley, Stuart	09/07/1969	49	864,019.20	25,000.00	55,000.00	0.00	7,453.69	87,453.69
Stephenson, Sharon	05/02/1970	49	500,656.82	25,000.00	31,902.09	0.00	0.00	56,902.09
All Members				50,000.00	86,902.09	0.00	7,453.69	144,355.78

*1 Total Super Balance is per individual across funds within a firm.

Contribution Caps

Member	Contribution Type	Contributions	Cap	Current Position
Crossley, Stuart	Concessional	25,000.00	25,000.00	At Limit
	Non-Concessional	55,000.00	100,000.00	45,000.00 Below Cap
Stephenson, Sharon	Concessional	25,000.00	25,000.00	At Limit
	Non-Concessional	31,902.09	100,000.00	68,097.91 Below Cap

Carry Forward Unused Concessional Contribution Cap

Member	2015	2016	2017	2018	2019	2020	Current Position
Crossley, Stuart							
Concessional Contribution Cap	30,000.00	30,000.00	30,000.00	25,000.00	25,000.00	25,000.00	
Concessional Contribution	37,935.02	36,851.72	28,181.21	24,937.54	24,968.67	25,000.00	
Unused Concessional Contribution	0.00	0.00	0.00	0.00	31.33	0.00	
Cumulative Carry Forward Unused	N/A	N/A	N/A	N/A	0.00	0.00	
Maximum Cap Available	30,000.00	30,000.00	30,000.00	25,000.00	25,000.00	25,000.00	At Limit
Total Super Balance	0.00	0.00	0.00	740,699.22	792,819.19	864,019.20	

	5697961								
19/12/2019	Remitter=SuperChoice P/L Ref=PC06C005-5712361	Employer	2,416.66						
06/01/2020	DEPOSIT ONLINE 2258048 TFR Business Loan Contribution SC/SS	Personal - Non-Concessional		50,000.00					
16/01/2020	DEPOSIT ONLINE 2042303 TFR Westpac Choice Super Contribution	Personal - Non-Concessional		5,000.00					
28/01/2020	Remitter=SuperChoice P/L Ref=PC06C005-5737089	Employer	2,416.66						
03/03/2020	Remitter=SuperChoice P/L Ref=PC06C005-5766821	Employer	2,416.66						
31/03/2020	Remitter=SuperChoice P/L Ref=PC06C005-5778576	Employer	2,416.66						
27/04/2020	Remitter=SuperChoice P/L Ref=PC06C005-5797292	Employer	50.06						
27/04/2020	Remitter=SuperChoice P/L Ref=PC06C005-5797292	Contribution Reserves - Employer Concessional			2,451.19				
29/05/2020	Remitter=SuperChoice P/L Ref=PC06C005-5825396	Contribution Reserves - Employer Concessional			2,501.25				
22/06/2020	Remitter=SuperChoice P/L Ref=PC06C005-5839714	Contribution Reserves - Employer Concessional			2,501.25				
Total - Crossley, Stuart			25,000.00	55,000.00	0.00	7,453.69	0.00	0.00	0.00

Stephenson, Sharon

Date	Transaction Description	Ledger Data				SuperStream Data				
		Contribution Type	Concessional	Non-Concession	Other	Reserves	Contribution	Employer	Concessional	Non-Concess
24/09/2019	Remitter=SuperChoice P/L Ref=PC230919-175125680	Employer	83.84							
16/10/2019	Remitter=PRECISION CH Ref=PASCH1910100005237	Employer	477.21							
19/11/2019	Remitter=SuperChoice P/L Ref=PC181119-111864397	Employer	76.34							
11/12/2019	Remitter=SuperChoice P/L Ref=PC091219-130511465	Employer	84.52							
06/01/2020	DEPOSIT ONLINE 2258048 TFR Business Lo Contribution SC/SS	Employer	23,097.91							
06/01/2020	DEPOSIT ONLINE 2258048 TFR Business Lo Contribution SC/SS	Personal - Non-Concessional		26,902.09						
16/01/2020	DEPOSIT ONLINE 2042303 TFR Westpac Cho Super Contribution	Personal - Non-Concessional		5,000.00						
22/01/2020	Remitter=PRECISION CH Ref=PASCH2001210005933	Employer	394.98							
04/02/2020	Remitter=SuperChoice P/L Ref=PC030220-172803250	Employer	74.98							
15/04/2020	Remitter=SuperChoice P/L Ref=PC140420-156044505	Employer	446.21							
26/05/2020	Remitter=SuperChoice P/L	Employer	73.05							

26/05/2020	Ref=PC250520-146503947 Remitter=SuperChoice P/L	Employer	58.43				
30/06/2020	Ref=PC250520-146504096 Remitter=SuperChoice P/L	Employer	81.23				
30/06/2020	Ref=PC290620-105779255 Remitter=SuperChoice P/L	Employer	51.30				
Total - Stephenson, Sharon			25,000.00	31,902.09	0.00	0.00	0.00 0.00 0.00
Total for all members			50,000.00	86,902.09	0.00	7,453.69	

24700 - Changes in Market Values of Investments

2020 Financial Year

Preparer Kelly Fu

Reviewer Kelly Fu

Status Completed

Account Code	Description	CY Balance	LY Balance	Change
24700	Changes in Market Values of Investments	(\$12,614.24)	\$22,324.38	(156.5)%
TOTAL		CY Balance	LY Balance	
		(\$12,614.24)	\$22,324.38	

Supporting Documents

- Realised Capital Gain Report [Report](#)
- Market Movement [Report](#)
- Net Capital Gains Reconciliation [Report](#)
- Forms to Sell Shares 27112019.pdf

Standard Checklist

- Attach copies of Source Documentation (Contract Notes, Broker Statements, Chess Statements, Contracts of Sale, Managed Fund Statements etc)
- Attach copy of Market Movement report
- Attach copy of Net Capital Gains Reconciliation
- Attach copy of Realised Capital Gain Report
- Ensure all Asset Disposals have been entered
- Ensure all Market Values have been entered for June 30
- Ensure all Tax Deferred Distributions have been entered

Crossley Stephenson Superannuation Fund

Market Movement Report

As at 30 June 2020

Investment	Date	Description	Unrealised				Realised			Total
			Units	Accounting Cost Movement	Market Movement	Depreciation	Balance	Consideration	Accounting Cost Base	
17/109 Holt Street, Eagle Farm QLD										
	14/11/2019	Purchase	1.00	5,000.00	0.00	0.00	5,000.00	0.00	0.00	0.00
	19/12/2019	Instalment	0.00	40,000.00	0.00	0.00	45,000.00	0.00	0.00	0.00
	16/01/2020	Instalment	0.00	225,339.26	0.00	0.00	270,339.26	0.00	0.00	0.00
	16/01/2020	Instalment	0.00	663,168.10	0.00	0.00	933,507.36	0.00	0.00	0.00
	16/01/2020	Instalment	0.00	2,509.35	0.00	0.00	936,016.71	0.00	0.00	0.00
	30/06/2020	Depreciation	0.00	0.00	0.00	(11,441.00)	924,575.71	0.00	0.00	0.00
	30/06/2020	Revaluation	0.00	0.00	11,351.00	0.00	935,926.71	0.00	0.00	0.00
	30/06/2020	Revaluation	0.00	0.00	0.00	0.00	935,926.71	0.00	0.00	0.00
	30/06/2020		1.00	936,016.71	11,351.00	(11,441.00)	935,926.71	0.00	0.00	0.00
3/4 Florence Street, Hendon - Capital										
	01/07/2019	Opening Balance	1.00	0.00	0.00	0.00	7,465.92	0.00	0.00	0.00
	11/12/2019	Instalment	0.00	5,600.00	0.00	0.00	13,065.92	0.00	0.00	0.00
	09/03/2020	Instalment	0.00	4,050.00	0.00	0.00	17,115.92	0.00	0.00	0.00
	30/06/2020		1.00	9,650.00	0.00	0.00	17,115.92	0.00	0.00	0.00
3/4 Florence Street, Hendon SA 5014										
	01/07/2019	Opening Balance	1.00	0.00	0.00	0.00	571,053.30	0.00	0.00	0.00
	30/06/2020	Depreciation	0.00	0.00	0.00	(869.00)	570,184.30	0.00	0.00	0.00
	30/06/2020	Revaluation	0.00	0.00	869.00	0.00	571,053.30	0.00	0.00	0.00
	30/06/2020	Revaluation	0.00	0.00	0.00	0.00	571,053.30	0.00	0.00	0.00
	30/06/2020		1.00	0.00	869.00	(869.00)	571,053.30	0.00	0.00	0.00
5/16 Farrow Circuit, Seaford SA 5169										
	01/07/2019	Opening Balance	1.00	0.00	0.00	0.00	250,000.00	0.00	0.00	0.00
	30/06/2020	Revaluation	0.00	0.00	0.00	0.00	250,000.00	0.00	0.00	0.00
	30/06/2020		1.00	0.00	0.00	0.00	250,000.00	0.00	0.00	0.00
7/27 Lindsay Road, Lonsdale SA 5160										
	01/07/2019	Opening Balance	1.00	0.00	0.00	0.00	270,000.00	0.00	0.00	0.00
	30/06/2020	Revaluation	0.00	0.00	0.00	0.00	270,000.00	0.00	0.00	0.00
	30/06/2020		1.00	0.00	0.00	0.00	270,000.00	0.00	0.00	0.00
8/27 Lindsay Road, Lonsdale SA 5160										
	01/07/2019	Opening Balance	1.00	0.00	0.00	0.00	270,000.00	0.00	0.00	0.00
	30/06/2020	Revaluation	0.00	0.00	0.00	0.00	270,000.00	0.00	0.00	0.00
	30/06/2020		1.00	0.00	0.00	0.00	270,000.00	0.00	0.00	0.00

Crossley Stephenson Superannuation Fund

Market Movement Report

As at 30 June 2020

Investment	Date	Description	Unrealised				Realised			Total
			Units	Accounting Cost Movement	Market Movement	Depreciation	Balance	Consideration	Accounting Cost Base	
AGL Energy Limited.										
	01/07/2019	Opening Balance	362.00	0.00	0.00	0.00	7,243.62	0.00	0.00	0.00
	20/09/2019	Purchase	12.00	226.56	0.00	0.00	7,470.18	0.00	0.00	0.00
	28/11/2019	Disposal	(374.00)	(7,060.84)	0.00	0.00	409.34	7,644.26	7,060.84	583.42
	28/11/2019	Writeback	0.00	0.00	(404.22)	0.00	5.12	0.00	0.00	0.00
	30/06/2020	Revaluation	0.00	0.00	(5.12)	0.00	0.00	0.00	0.00	0.00
	30/06/2020		0.00	(6,834.28)	(409.34)	0.00	0.00	7,644.26	7,060.84	583.42
ASX Limited										
	01/07/2019	Opening Balance	72.00	0.00	0.00	0.00	5,930.64	0.00	0.00	0.00
	13/08/2019	Disposal	(72.00)	(2,990.53)	0.00	0.00	2,940.11	6,216.66	2,990.53	3,226.13
	13/08/2019	Writeback	0.00	0.00	(2,940.11)	0.00	0.00	0.00	0.00	0.00
	30/06/2020		0.00	(2,990.53)	(2,940.11)	0.00	0.00	6,216.66	2,990.53	3,226.13
Air Conditioner - Unit 7/ 27 Lindsay Rd,										
	01/07/2019	Opening Balance	1.00	0.00	0.00	0.00	535.22	0.00	0.00	0.00
	30/06/2020	Depreciation	0.00	0.00	0.00	(107.04)	428.18	0.00	0.00	0.00
	30/06/2020		1.00	0.00	0.00	(107.04)	428.18	0.00	0.00	0.00
Alumina Limited										
	01/07/2019	Opening Balance	2,225.00	0.00	0.00	0.00	5,184.25	0.00	0.00	0.00
	28/11/2019	Disposal	(2,225.00)	(4,991.88)	0.00	0.00	192.37	5,143.00	4,991.88	151.12
	28/11/2019	Writeback	0.00	0.00	(192.37)	0.00	0.00	0.00	0.00	0.00
	30/06/2020		0.00	(4,991.88)	(192.37)	0.00	0.00	5,143.00	4,991.88	151.12
Apa Group										
	01/07/2019	Opening Balance	650.00	0.00	0.00	0.00	7,020.00	0.00	0.00	0.00
	28/11/2019	Disposal	(650.00)	(5,568.00)	0.00	0.00	1,452.00	7,268.00	5,568.00	1,700.00
	28/11/2019	Writeback	0.00	0.00	(1,452.00)	0.00	0.00	0.00	0.00	0.00
	30/06/2020		0.00	(5,568.00)	(1,452.00)	0.00	0.00	7,268.00	5,568.00	1,700.00
Assets on Purchase - Unit 5 Seaford										
	01/07/2019	Opening Balance	1.00	0.00	0.00	0.00	1,699.00	0.00	0.00	0.00
	30/06/2020	Depreciation	0.00	0.00	0.00	(185.00)	1,514.00	0.00	0.00	0.00
	30/06/2020		1.00	0.00	0.00	(185.00)	1,514.00	0.00	0.00	0.00

Crossley Stephenson Superannuation Fund

Market Movement Report

As at 30 June 2020

Investment	Date	Description	Unrealised				Realised			Total
			Units	Accounting Cost Movement	Market Movement	Depreciation	Balance	Consideration	Accounting Cost Base	
Assets on Purchase - Unit 7										
	01/07/2019	Opening Balance	1.00	0.00	0.00	0.00	1,261.00	0.00	0.00	0.00
	30/06/2020	Depreciation	0.00	0.00	0.00	(473.00)	788.00	0.00	0.00	0.00
	30/06/2020		1.00	0.00	0.00	(473.00)	788.00	0.00	0.00	0.00
Assets on Purchase - Unit 8										
	01/07/2019	Opening Balance	1.00	0.00	0.00	0.00	1,257.00	0.00	0.00	0.00
	30/06/2020	Depreciation	0.00	0.00	0.00	(472.00)	785.00	0.00	0.00	0.00
	30/06/2020		1.00	0.00	0.00	(472.00)	785.00	0.00	0.00	0.00
Atlas Arteria										
	01/07/2019	Opening Balance	1,117.00	0.00	0.00	0.00	8,757.28	0.00	0.00	0.00
	28/11/2019	Disposal	(1,117.00)	(3,988.06)	0.00	0.00	4,769.22	8,571.23	3,988.06	4,583.17
	28/11/2019	Writeback	0.00	0.00	(4,769.22)	0.00	0.00	0.00	0.00	0.00
	30/06/2020		0.00	(3,988.06)	(4,769.22)	0.00	0.00	8,571.23	3,988.06	4,583.17
Australia And New Zealand Banking										
	01/07/2019	Opening Balance	170.00	0.00	0.00	0.00	4,795.70	0.00	0.00	0.00
	01/07/2019	Purchase	4.00	111.16	0.00	0.00	4,906.86	0.00	0.00	0.00
	28/11/2019	Disposal	(174.00)	(5,247.20)	0.00	0.00	(340.34)	4,313.60	5,247.20	(933.60)
	28/11/2019	Writeback	0.00	0.00	340.34	0.00	0.00	0.00	0.00	0.00
	18/12/2019	Purchase	6.00	150.18	0.00	0.00	150.18	0.00	0.00	0.00
	30/06/2020	Revaluation	0.00	0.00	(38.34)	0.00	111.84	0.00	0.00	0.00
	30/06/2020		6.00	(4,985.86)	302.00	0.00	111.84	4,313.60	5,247.20	(933.60)
BHP Group Limited										
	01/07/2019	Opening Balance	243.00	0.00	0.00	0.00	10,001.88	0.00	0.00	0.00
	25/09/2019	Purchase	8.00	292.84	0.00	0.00	10,294.72	0.00	0.00	0.00
	28/11/2019	Disposal	(251.00)	(7,267.22)	0.00	0.00	3,027.50	9,660.40	7,267.22	2,393.18
	28/11/2019	Writeback	0.00	0.00	(3,027.50)	0.00	0.00	0.00	0.00	0.00
	30/06/2020		0.00	(6,974.38)	(3,027.50)	0.00	0.00	9,660.40	7,267.22	2,393.18
Brambles Limited										
	01/07/2019	Opening Balance	475.00	0.00	0.00	0.00	6,118.00	0.00	0.00	0.00
	22/10/2019	Return Of Capital	0.00	(57.00)	0.00	0.00	6,061.00			
	28/11/2019	Disposal	(475.00)	(5,255.00)	0.00	0.00	806.00	5,975.50	5,255.00	720.50
	28/11/2019	Writeback	0.00	0.00	(806.00)	0.00	0.00	0.00	0.00	0.00
	30/06/2020		0.00	(5,312.00)	(806.00)	0.00	0.00	5,975.50	5,255.00	720.50

Crossley Stephenson Superannuation Fund

Market Movement Report

As at 30 June 2020

Investment	Date	Description	Unrealised				Realised			Total
			Units	Accounting Cost Movement	Market Movement	Depreciation	Balance	Consideration	Accounting Cost Base	
Commonwealth Bank Of Australia.										
	01/07/2019	Opening Balance	88.00	0.00	0.00	0.00	7,284.64	0.00	0.00	0.00
	26/09/2019	Purchase	2.00	157.22	0.00	0.00	7,441.86	0.00	0.00	0.00
	28/11/2019	Disposal	(90.00)	(6,574.00)	0.00	0.00	867.86	7,345.70	6,574.00	771.70
	28/11/2019	Writeback	0.00	0.00	(867.86)	0.00	0.00	0.00	0.00	0.00
	30/06/2020		0.00	(6,416.78)	(867.86)	0.00	0.00	7,345.70	6,574.00	771.70
Downer Edi Limited										
	01/07/2019	Opening Balance	1,632.00	0.00	0.00	0.00	11,293.44	0.00	0.00	0.00
	28/11/2019	Disposal	(1,632.00)	(11,727.93)	0.00	0.00	(434.49)	13,575.56	11,727.93	1,847.63
	28/11/2019	Writeback	0.00	0.00	434.49	0.00	0.00	0.00	0.00	0.00
	30/06/2020		0.00	(11,727.93)	434.49	0.00	0.00	13,575.56	11,727.93	1,847.63
Estia Health Limited										
	13/08/2019	Purchase	1,480.00	4,002.62	0.00	0.00	4,002.62	0.00	0.00	0.00
	28/11/2019	Disposal	(1,480.00)	(4,002.62)	0.00	0.00	0.00	3,965.40	4,002.62	(37.22)
	30/06/2020		0.00	0.00	0.00	0.00	0.00	3,965.40	4,002.62	(37.22)
Goodman Group										
	01/07/2019	Opening Balance	579.00	0.00	0.00	0.00	8,702.37	0.00	0.00	0.00
	28/11/2019	Disposal	(579.00)	(3,532.70)	0.00	0.00	5,169.67	8,586.08	3,532.70	5,053.38
	28/11/2019	Writeback	0.00	0.00	(5,169.67)	0.00	0.00	0.00	0.00	0.00
	30/06/2020		0.00	(3,532.70)	(5,169.67)	0.00	0.00	8,586.08	3,532.70	5,053.38
Hot Water System - 8/27 Lindsey Rd										
	01/07/2019	Opening Balance	1.00	0.00	0.00	0.00	345.61	0.00	0.00	0.00
	30/06/2020	Depreciation	0.00	0.00	0.00	(57.61)	288.00	0.00	0.00	0.00
	30/06/2020		1.00	0.00	0.00	(57.61)	288.00	0.00	0.00	0.00
Insurance Australia Group Limited										
	01/07/2019	Opening Balance	713.00	0.00	0.00	0.00	5,889.38	0.00	0.00	0.00
	30/09/2019	Purchase	17.00	135.88	0.00	0.00	6,025.26	0.00	0.00	0.00
	28/11/2019	Disposal	(730.00)	(4,043.70)	0.00	0.00	1,981.56	5,762.60	4,043.70	1,718.90
	28/11/2019	Writeback	0.00	0.00	(1,981.56)	0.00	0.00	0.00	0.00	0.00
	30/06/2020		0.00	(3,907.82)	(1,981.56)	0.00	0.00	5,762.60	4,043.70	1,718.90

Crossley Stephenson Superannuation Fund

Market Movement Report

As at 30 June 2020

Investment	Date	Description	Unrealised				Realised			Total
			Units	Accounting Cost Movement	Market Movement	Depreciation	Balance	Consideration	Accounting Cost Base	
Janus Henderson Group Plc										
	01/07/2019	Opening Balance	100.00	0.00	0.00	0.00	3,029.00	0.00	0.00	0.00
	28/11/2019	Disposal	(100.00)	(3,615.00)	0.00	0.00	(586.00)	3,721.00	3,615.00	106.00
	28/11/2019	Writeback	0.00	0.00	586.00	0.00	0.00	0.00	0.00	0.00
	30/06/2020		0.00	(3,615.00)	586.00	0.00	0.00	3,721.00	3,615.00	106.00
Japara Healthcare Limited										
	01/07/2019	Opening Balance	1,656.00	0.00	0.00	0.00	1,863.00	0.00	0.00	0.00
	13/08/2019	Disposal	(1,656.00)	(3,476.14)	0.00	0.00	(1,613.14)	1,642.86	3,476.14	(1,833.28)
	13/08/2019	Writeback	0.00	0.00	1,613.14	0.00	0.00	0.00	0.00	0.00
	30/06/2020		0.00	(3,476.14)	1,613.14	0.00	0.00	1,642.86	3,476.14	(1,833.28)
Mineral Resources Limited										
	05/09/2019	Purchase	210.00	2,898.10	0.00	0.00	2,898.10	0.00	0.00	0.00
	28/11/2019	Disposal	(210.00)	(2,898.10)	0.00	0.00	0.00	3,212.90	2,898.10	314.80
	30/06/2020		0.00	0.00	0.00	0.00	0.00	3,212.90	2,898.10	314.80
QBE Insurance Group Limited										
	01/07/2019	Opening Balance	271.00	0.00	0.00	0.00	3,205.93	0.00	0.00	0.00
	04/10/2019	Purchase	5.00	62.25	0.00	0.00	3,268.18	0.00	0.00	0.00
	28/11/2019	Disposal	(276.00)	(3,555.66)	0.00	0.00	(287.48)	3,464.12	3,555.66	(91.54)
	28/11/2019	Writeback	0.00	0.00	287.48	0.00	0.00	0.00	0.00	0.00
	30/06/2020		0.00	(3,493.41)	287.48	0.00	0.00	3,464.12	3,555.66	(91.54)
Qantas Airways Limited										
	05/09/2019	Purchase	580.00	3,557.00	0.00	0.00	3,557.00	0.00	0.00	0.00
	28/11/2019	Disposal	(580.00)	(3,557.00)	0.00	0.00	0.00	4,217.90	3,557.00	660.90
	30/06/2020		0.00	0.00	0.00	0.00	0.00	4,217.90	3,557.00	660.90
RIO Tinto Limited										
	01/07/2019	Opening Balance	72.00	0.00	0.00	0.00	7,470.72	0.00	0.00	0.00
	05/09/2019	Disposal	(72.00)	(5,621.12)	0.00	0.00	1,849.60	6,491.96	5,621.12	870.84
	05/09/2019	Writeback	0.00	0.00	(1,849.60)	0.00	0.00	0.00	0.00	0.00
	19/09/2019	Purchase	2.00	186.10	0.00	0.00	186.10	0.00	0.00	0.00
	28/11/2019	Disposal	(2.00)	(186.10)	0.00	0.00	0.00	175.64	186.10	(10.46)
	30/06/2020		0.00	(5,621.12)	(1,849.60)	0.00	0.00	6,667.60	5,807.22	860.38

Crossley Stephenson Superannuation Fund

Market Movement Report

As at 30 June 2020

Investment	Date	Description	Unrealised				Realised			Total
			Units	Accounting Cost Movement	Market Movement	Depreciation	Balance	Consideration	Accounting Cost Base	
Regis Healthcare Limited										
	01/07/2019	Opening Balance	1,220.00	0.00	0.00	0.00	3,208.60	0.00	0.00	0.00
	28/11/2019	Disposal	(1,220.00)	(5,021.00)	0.00	0.00	(1,812.40)	3,604.40	5,021.00	(1,416.60)
	28/11/2019	Writeback	0.00	0.00	1,812.40	0.00	0.00	0.00	0.00	0.00
	30/06/2020		0.00	(5,021.00)	1,812.40	0.00	0.00	3,604.40	5,021.00	(1,416.60)
Solar System 3kw - Unit 8/ 27 Lindsay										
	01/07/2019	Opening Balance	1.00	0.00	0.00	0.00	1,030.67	0.00	0.00	0.00
	30/06/2020	Depreciation	0.00	0.00	0.00	(103.07)	927.60	0.00	0.00	0.00
	30/06/2020		1.00	0.00	0.00	(103.07)	927.60	0.00	0.00	0.00
Spark Infrastructure Group										
	01/07/2019	Opening Balance	3,170.00	0.00	0.00	0.00	7,703.10	0.00	0.00	0.00
	28/11/2019	Disposal	(3,170.00)	(7,056.40)	0.00	0.00	646.70	6,828.20	7,056.40	(228.20)
	28/11/2019	Writeback	0.00	0.00	(646.70)	0.00	0.00	0.00	0.00	0.00
	30/06/2020		0.00	(7,056.40)	(646.70)	0.00	0.00	6,828.20	7,056.40	(228.20)
Spdr S&p/asx 200 Fund										
	01/07/2019	Opening Balance	75.00	0.00	0.00	0.00	4,604.25	0.00	0.00	0.00
	11/07/2019	Purchase	1.00	61.64	0.00	0.00	4,665.89	0.00	0.00	0.00
	11/10/2019	Purchase	1.00	62.47	0.00	0.00	4,728.36	0.00	0.00	0.00
	28/11/2019	Disposal	(77.00)	(3,745.77)	0.00	0.00	982.59	4,908.23	3,745.77	1,162.46
	28/11/2019	Writeback	0.00	0.00	(982.59)	0.00	0.00	0.00	0.00	0.00
	30/06/2020		0.00	(3,621.66)	(982.59)	0.00	0.00	4,908.23	3,745.77	1,162.46
Wesfarmers Limited										
	01/07/2019	Opening Balance	141.00	0.00	0.00	0.00	5,098.56	0.00	0.00	0.00
	09/10/2019	Purchase	3.00	118.35	0.00	0.00	5,216.91	0.00	0.00	0.00
	28/11/2019	Disposal	(144.00)	(4,284.02)	0.00	0.00	932.89	6,113.96	4,284.02	1,829.94
	28/11/2019	Writeback	0.00	0.00	(932.89)	0.00	0.00	0.00	0.00	0.00
	30/06/2020		0.00	(4,165.67)	(932.89)	0.00	0.00	6,113.96	4,284.02	1,829.94
Westpac Banking Corporation										
	01/07/2019	Opening Balance	259.00	0.00	0.00	0.00	7,345.24	0.00	0.00	0.00
	28/11/2019	Disposal	(259.00)	(8,615.04)	0.00	0.00	(1,269.80)	6,384.78	8,615.04	(2,230.26)
	28/11/2019	Writeback	0.00	0.00	1,269.80	0.00	0.00	0.00	0.00	0.00
	20/12/2019	Purchase	8.00	201.36	0.00	0.00	201.36	0.00	0.00	0.00
	30/06/2020	Revaluation	0.00	0.00	(57.76)	0.00	143.60	0.00	0.00	0.00

Crossley Stephenson Superannuation Fund
Market Movement Report

As at 30 June 2020

Investment	Date	Description	Unrealised				Realised			Total
			Units	Accounting Cost Movement	Market Movement	Depreciation	Balance	Consideration	Accounting Cost Base	
	30/06/2020		8.00	(8,413.68)	1,212.04	0.00	143.60	6,384.78	8,615.04	(2,230.26)
Whitehaven Coal Limited										
	13/08/2019	Purchase	1,145.00	4,006.02	0.00	0.00	4,006.02	0.00	0.00	0.00
	28/11/2019	Disposal	(1,145.00)	(4,006.02)	0.00	0.00	0.00	3,576.30	4,006.02	(429.72)
	30/06/2020		0.00	0.00	0.00	0.00	0.00	3,576.30	4,006.02	(429.72)
Woodside Petroleum Ltd										
	01/07/2019	Opening Balance	162.00	0.00	0.00	0.00	5,890.32	0.00	0.00	0.00
	20/09/2019	Purchase	2.00	62.69	0.00	0.00	5,953.01	0.00	0.00	0.00
	28/11/2019	Disposal	(164.00)	(5,834.73)	0.00	0.00	118.28	5,643.92	5,834.73	(190.81)
	28/11/2019	Writeback	0.00	0.00	(118.28)	0.00	0.00	0.00	0.00	0.00
	30/06/2020		0.00	(5,772.04)	(118.28)	0.00	0.00	5,643.92	5,834.73	(190.81)
Total Market Movement					(7,678.14)					20,292.38
										12,614.24

Crossley Stephenson Superannuation Fund
Capital Gains Reconciliation Report

For the period: 01 July 2019 to 30 June 2020

	Total	Discounted	Indexed	Other	Notional
Losses available to offset					
Carried forward from prior losses	6,903.74				
Carried forward from prior losses - Collectables	0.00				
Current year capital losses	7,807.08				
Current year capital losses - Collectables	0.00				
Total Losses Available	14,710.82				
Total Losses Available - Collectables	0.00				
Capital Gains					
Capital gains from disposal of assets	28,674.94	26,437.96	0.00	2,236.98	0.00
Capital gains from disposal of assets - Collectables	0.00	0.00	0.00	0.00	0.00
Capital gains from trust distributions	0.00	0.00	0.00	0.00	0.00
Capital Gains Before Losses applied	28,674.94	26,437.96	0.00	2,236.98	0.00
Losses and discount applied					
Losses applied	14,710.82	12,473.84	0.00	2,236.98	0.00
Losses applied - Collectables	0.00	0.00	0.00	0.00	0.00
Capital gains after losses applied	13,964.12	13,964.12	0.00	0.00	0.00
Capital gains after losses applied - Collectables	0.00	0.00	0.00	0.00	0.00
CGT Discount applied	4,654.71				
CGT Discount applied - Collectables	0.00				

Crossley Stephenson Superannuation Fund

Capital Gains Reconciliation Report

For the period: 01 July 2019 to 30 June 2020

	Total	Discounted	Indexed	Other	Notional
Net Capital Gain					
Net capital gain	9,309.41				
Net capital gain - Collectables	0.00				
Total Net Capital Gain (11A)	9,309.41				
Net Capital Losses Carried Forward to later income					
Net Capital Losses Carried Forward to later income years	0.00				
Net Capital Losses Carried Forward to later income years - Collectables	0.00				
Total Net Capital Losses Carried Forward to later income years (14V)	0.00				

Note

Refer to Realised Gains Report for details of Disposals at a Security level

Refer to Distribution Reconciliation Report for Trust Distribution details at a Security level

Crossley Stephenson Superannuation Fund

Realised Capital Gains Report

For the period: 1 July 2019 to 30 June 2020

Investment		Accounting Treatment				Tax Treatment						
Purchase Contract Date	Disposal Contract Date	Units	Cost	Proceeds	Accounting Profit/(Loss)	Adjusted Cost Base	Reduced Cost Base	Indexed Cost Base	Indexed Gains	Discounted Gains (Gross)	Other Gains	Capital Loss
Shares in Listed Companies (Australian)												
AGL Energy Limited.												
01/03/2018	28/11/2019	115.00	2,515.17	2,350.51	(164.66)	2,515.17	2,515.17	0.00	0.00	0.00	0.00	(164.66)
22/12/2015	28/11/2019	247.00	4,319.11	5,048.48	729.37	4,319.11	4,319.11	0.00	0.00	729.37	0.00	0.00
20/09/2019	28/11/2019	12.00	226.56	245.27	18.71	226.56	226.56	0.00	0.00	0.00	18.71	0.00
		374.00	7,060.84	7,644.26	583.42	7,060.84	7,060.84	0.00	0.00	729.37	18.71	(164.66)
ASX Limited												
06/11/2015	13/08/2019	72.00	2,990.53	6,216.66	3,226.13	2,990.53	2,990.53	0.00	0.00	3,226.13	0.00	0.00
		72.00	2,990.53	6,216.66	3,226.13	2,990.53	2,990.53	0.00	0.00	3,226.13	0.00	0.00
Alumina Limited												
01/03/2018	28/11/2019	2,225.00	4,991.88	5,143.00	151.12	4,991.88	4,991.88	0.00	0.00	151.12	0.00	0.00
		2,225.00	4,991.88	5,143.00	151.12	4,991.88	4,991.88	0.00	0.00	151.12	0.00	0.00
Australia And New Zealand Banking Group Limited												
02/05/2013	28/11/2019	170.00	5,136.04	4,214.44	(921.60)	5,136.04	5,136.04	0.00	0.00	0.00	0.00	(921.60)
01/07/2019	28/11/2019	4.00	111.16	99.16	(12.00)	111.16	111.16	0.00	0.00	0.00	0.00	(12.00)
		174.00	5,247.20	4,313.60	(933.60)	5,247.20	5,247.20	0.00	0.00	0.00	0.00	(933.60)
BHP Group Limited												
20/02/2014	28/11/2019	106.00	3,776.98	4,079.69	302.71	3,776.98	3,776.98	0.00	0.00	302.71	0.00	0.00
06/11/2015	28/11/2019	133.00	3,047.32	5,118.86	2,071.54	3,047.32	3,047.32	0.00	0.00	2,071.54	0.00	0.00
26/03/2019	28/11/2019	4.00	150.08	153.95	3.87	150.08	150.08	0.00	0.00	0.00	3.87	0.00
25/09/2019	28/11/2019	8.00	292.84	307.90	15.06	292.84	292.84	0.00	0.00	0.00	15.06	0.00

Crossley Stephenson Superannuation Fund

Realised Capital Gains Report

For the period: 1 July 2019 to 30 June 2020

Investment		Accounting Treatment				Tax Treatment						
Purchase Contract Date	Disposal Contract Date	Units	Cost	Proceeds	Accounting Profit/(Loss)	Adjusted Cost Base	Reduced Cost Base	Indexed Cost Base	Indexed Gains	Discounted Gains (Gross)	Other Gains	Capital Loss
Shares in Listed Companies (Australian)												
		251.00	7,267.22	9,660.40	2,393.18	7,267.22	7,267.22	0.00	0.00	2,374.25	18.93	0.00
Brambles Limited												
22/12/2015	28/11/2019	470.00	5,196.00	5,912.60	716.60	5,196.00	5,196.00	0.00	0.00	716.60	0.00	0.00
11/04/2019	28/11/2019	5.00	59.00	62.90	3.90	59.00	59.00	0.00	0.00	0.00	3.90	0.00
		475.00	5,255.00	5,975.50	720.50	5,255.00	5,255.00	0.00	0.00	716.60	3.90	0.00
Commonwealth Bank Of Australia.												
01/05/2013	28/11/2019	88.00	6,416.78	7,182.46	765.68	6,416.78	6,416.78	0.00	0.00	765.68	0.00	0.00
26/09/2019	28/11/2019	2.00	157.22	163.24	6.02	157.22	157.22	0.00	0.00	0.00	6.02	0.00
		90.00	6,574.00	7,345.70	771.70	6,574.00	6,574.00	0.00	0.00	765.68	6.02	0.00
Downer Edi Limited												
13/07/2018	28/11/2019	1,402.00	10,048.33	11,662.34	1,614.01	10,048.33	10,048.33	0.00	0.00	1,614.01	0.00	0.00
01/02/2019	28/11/2019	230.00	1,679.60	1,913.22	233.62	1,679.60	1,679.60	0.00	0.00	0.00	233.62	0.00
		1,632.00	11,727.93	13,575.56	1,847.63	11,727.93	11,727.93	0.00	0.00	1,614.01	233.62	0.00
Estia Health Limited												
13/08/2019	28/11/2019	1,480.00	4,002.62	3,965.40	(37.22)	4,002.62	4,002.62	0.00	0.00	0.00	0.00	(37.22)
		1,480.00	4,002.62	3,965.40	(37.22)	4,002.62	4,002.62	0.00	0.00	0.00	0.00	(37.22)
Insurance Australia Group Limited												
20/02/2014	28/11/2019	713.00	3,907.82	5,628.40	1,720.58	3,907.82	3,907.82	0.00	0.00	1,720.58	0.00	0.00
30/09/2019	28/11/2019	17.00	135.88	134.20	(1.68)	135.88	135.88	0.00	0.00	0.00	0.00	(1.68)

Crossley Stephenson Superannuation Fund

Realised Capital Gains Report

For the period: 1 July 2019 to 30 June 2020

Investment		Accounting Treatment				Tax Treatment						
Purchase Contract Date	Disposal Contract Date	Units	Cost	Proceeds	Accounting Profit/(Loss)	Adjusted Cost Base	Reduced Cost Base	Indexed Cost Base	Indexed Gains	Discounted Gains (Gross)	Other Gains	Capital Loss
Shares in Listed Companies (Australian)												
		730.00	4,043.70	5,762.60	1,718.90	4,043.70	4,043.70	0.00	0.00	1,720.58	0.00	(1.68)
Janus Henderson Group Plc												
09/10/2018	28/11/2019	100.00	3,615.00	3,721.00	106.00	3,615.00	3,615.00	0.00	0.00	106.00	0.00	0.00
		100.00	3,615.00	3,721.00	106.00	3,615.00	3,615.00	0.00	0.00	106.00	0.00	0.00
Japara Healthcare Limited												
11/04/2017	13/08/2019	1,625.00	3,431.50	1,612.11	(1,819.39)	3,431.50	3,431.50	0.00	0.00	0.00	0.00	(1,819.39)
30/04/2019	13/08/2019	31.00	44.64	30.75	(13.89)	44.64	44.64	0.00	0.00	0.00	0.00	(13.89)
		1,656.00	3,476.14	1,642.86	(1,833.28)	3,476.14	3,476.14	0.00	0.00	0.00	0.00	(1,833.28)
Mineral Resources Limited												
05/09/2019	28/11/2019	210.00	2,898.10	3,212.90	314.80	2,898.10	2,898.10	0.00	0.00	0.00	314.80	0.00
		210.00	2,898.10	3,212.90	314.80	2,898.10	2,898.10	0.00	0.00	0.00	314.80	0.00
QBE Insurance Group Limited												
11/04/2017	28/11/2019	265.00	3,418.95	3,326.06	(92.89)	3,418.95	3,418.95	0.00	0.00	0.00	0.00	(92.89)
04/10/2019	28/11/2019	5.00	62.25	62.76	0.51	62.25	62.25	0.00	0.00	0.00	0.51	0.00
18/04/2019	28/11/2019	6.00	74.46	75.31	0.85	74.46	74.46	0.00	0.00	0.00	0.85	0.00
		276.00	3,555.66	3,464.13	(91.53)	3,555.66	3,555.66	0.00	0.00	0.00	1.36	(92.89)
Qantas Airways Limited												
05/09/2019	28/11/2019	580.00	3,557.00	4,217.90	660.90	3,557.00	3,557.00	0.00	0.00	0.00	660.90	0.00
		580.00	3,557.00	4,217.90	660.90	3,557.00	3,557.00	0.00	0.00	0.00	660.90	0.00

Crossley Stephenson Superannuation Fund

Realised Capital Gains Report

For the period: 1 July 2019 to 30 June 2020

Investment		Accounting Treatment				Tax Treatment						
Purchase Contract Date	Disposal Contract Date	Units	Cost	Proceeds	Accounting Profit/(Loss)	Adjusted Cost Base	Reduced Cost Base	Indexed Cost Base	Indexed Gains	Discounted Gains (Gross)	Other Gains	Capital Loss
Shares in Listed Companies (Australian)												
RIO Tinto Limited												
08/03/2019	05/09/2019	4.00	393.66	360.66	(33.00)	393.66	393.66	0.00	0.00	0.00	0.00	(33.00)
23/11/2018	05/09/2019	68.00	5,227.46	6,131.30	903.84	5,227.46	5,227.46	0.00	0.00	0.00	903.84	0.00
19/09/2019	28/11/2019	2.00	186.10	175.64	(10.46)	186.10	186.10	0.00	0.00	0.00	0.00	(10.46)
		74.00	5,807.22	6,667.60	860.38	5,807.22	5,807.22	0.00	0.00	0.00	903.84	(43.46)
Regis Healthcare Limited												
18/11/2016	28/11/2019	1,220.00	5,021.00	3,604.40	(1,416.60)	5,021.00	5,021.00	0.00	0.00	0.00	0.00	(1,416.60)
		1,220.00	5,021.00	3,604.40	(1,416.60)	5,021.00	5,021.00	0.00	0.00	0.00	0.00	(1,416.60)
Wesfarmers Limited												
18/11/2016	28/11/2019	134.00	3,924.81	5,689.38	1,764.57	3,924.81	3,924.81	0.00	0.00	1,764.57	0.00	0.00
09/10/2019	28/11/2019	3.00	118.35	127.37	9.02	118.35	118.35	0.00	0.00	0.00	9.02	0.00
10/04/2019	28/11/2019	7.00	240.86	297.21	56.35	240.86	240.86	0.00	0.00	0.00	56.35	0.00
		144.00	4,284.02	6,113.96	1,829.94	4,284.02	4,284.02	0.00	0.00	1,764.57	65.37	0.00
Westpac Banking Corporation												
01/05/2013	28/11/2019	251.00	8,396.16	6,187.57	(2,208.59)	8,396.16	8,396.16	0.00	0.00	0.00	0.00	(2,208.59)
24/06/2019	28/11/2019	8.00	218.88	197.21	(21.67)	218.88	218.88	0.00	0.00	0.00	0.00	(21.67)
		259.00	8,615.04	6,384.78	(2,230.26)	8,615.04	8,615.04	0.00	0.00	0.00	0.00	(2,230.26)
Whitehaven Coal Limited												
13/08/2019	28/11/2019	1,145.00	4,006.02	3,576.30	(429.72)	4,006.02	4,006.02	0.00	0.00	0.00	0.00	(429.72)
		1,145.00	4,006.02	3,576.30	(429.72)	4,006.02	4,006.02	0.00	0.00	0.00	0.00	(429.72)

Crossley Stephenson Superannuation Fund

Realised Capital Gains Report

For the period: 1 July 2019 to 30 June 2020

Investment		Accounting Treatment				Tax Treatment						
Purchase Contract Date	Disposal Contract Date	Units	Cost	Proceeds	Accounting Profit/(Loss)	Adjusted Cost Base	Reduced Cost Base	Indexed Cost Base	Indexed Gains	Discounted Gains (Gross)	Other Gains	Capital Loss
Shares in Listed Companies (Australian)												
Woodside Petroleum Ltd												
23/04/2014	28/11/2019	94.00	3,757.24	3,234.93	(522.31)	3,757.24	3,757.24	0.00	0.00	0.00	0.00	(522.31)
18/11/2016	28/11/2019	68.00	2,014.80	2,340.16	325.36	2,014.80	2,014.80	0.00	0.00	325.36	0.00	0.00
20/09/2019	28/11/2019	2.00	62.69	68.83	6.14	62.69	62.69	0.00	0.00	0.00	6.14	0.00
		164.00	5,834.73	5,643.92	(190.81)	5,834.73	5,834.73	0.00	0.00	325.36	6.14	(522.31)
		13,331.00	109,830.85	117,852.43	8,021.58	109,830.85	109,830.85	0.00	0.00	13,493.67	2,233.59	(7,705.68)
Units in Listed Unit Trusts (Australian)												
Apa Group												
22/12/2015	28/11/2019	650.00	5,568.00	7,268.00	1,700.00	5,177.29	5,177.29	0.00	0.00	2,090.71	0.00	0.00
		650.00	5,568.00	7,268.00	1,700.00	5,177.29	5,177.29	0.00	0.00	2,090.71	0.00	0.00
Atlas Arteria												
22/12/2015	28/11/2019	1,117.00	3,988.06	8,571.23	4,583.17	3,988.06	3,988.06	0.00	0.00	4,583.17	0.00	0.00
		1,117.00	3,988.06	8,571.23	4,583.17	3,988.06	3,988.06	0.00	0.00	4,583.17	0.00	0.00
Goodman Group												
03/02/2015	28/11/2019	579.00	3,532.70	8,586.08	5,053.38	3,482.85	3,482.85	0.00	0.00	5,103.23	0.00	0.00
		579.00	3,532.70	8,586.08	5,053.38	3,482.85	3,482.85	0.00	0.00	5,103.23	0.00	0.00
Spark Infrastructure Group												
08/04/2019	28/11/2019	3,170.00	7,056.40	6,828.20	(228.20)	6,929.60	6,929.60	0.00	0.00	0.00	0.00	(101.40)
		3,170.00	7,056.40	6,828.20	(228.20)	6,929.60	6,929.60	0.00	0.00	0.00	0.00	(101.40)

Crossley Stephenson Superannuation Fund

Realised Capital Gains Report

For the period: 1 July 2019 to 30 June 2020

Investment		Accounting Treatment				Tax Treatment						
Purchase Contract Date	Disposal Contract Date	Units	Cost	Proceeds	Accounting Profit/(Loss)	Adjusted Cost Base	Reduced Cost Base	Indexed Cost Base	Indexed Gains	Discounted Gains (Gross)	Other Gains	Capital Loss
Units in Listed Unit Trusts (Australian)												
Spdr S&p/asx 200 Fund												
11/10/2019	28/11/2019	1.00	62.47	63.74	1.27	62.46	62.46	0.00	0.00	0.00	1.29	0.00
11/07/2019	28/11/2019	1.00	61.64	63.74	2.10	61.63	61.63	0.00	0.00	0.00	2.12	0.00
01/09/2015	28/11/2019	75.00	3,621.66	4,780.74	1,159.08	3,613.57	3,613.57	0.00	0.00	1,167.17	0.00	0.00
		77.00	3,745.77	4,908.22	1,162.45	3,737.66	3,737.66	0.00	0.00	1,167.17	3.41	0.00
		5,593.00	23,890.93	36,161.73	12,270.80	23,315.46	23,315.46	0.00	0.00	12,944.28	3.41	(101.40)
		18,924.00	133,721.78	154,014.16	20,292.38	133,146.31	133,146.31	0.00	0.00	26,437.95	2,237.00	(7,807.08)

HILLROSS

Leedam Sheppard & Associates Pty Ltd
Level 1, 110 King William Road
GOODWOOD SA 5034
T (08) 8373 6420
F (08) 8373 6426

Richard Lovell CFP®, BComm, DipFP
Greg Fragoulis CFP®, DipFP, BSc(Ma)
Howard Jacob CFP®, DipFP
Glenn Pycock Grad DipFP
Chris Savva Adv DipFP

27th November 2019

Mr S J Crossley & Ms S L Stephenson
Crossley Stephenson Superannuation Fund
11 The Promenade
CAMP HILL QLD 4152

Dear Stuart & Sharon,

Instruction to conduct a transaction, without advice from us

This letter records the basis on which you have asked us to conduct transactions for you. For us to proceed with the transactions, you must read this letter and then, if you agree with its terms, sign and return the letter to us.

The transaction

You have instructed us to implement the following transactions for you, without receiving advice from us about the benefits and risks of the transactions:

Transaction description

Transaction details:

You have requested that all shares held under CMC Markets Stockbroking Account # 6631631 in the name of the Crossley Stephenson Superannuation Fund be sold at market as per the table below. On settlement the funds (approximately \$140,000) will be transferred to the existing nominated bank account in the name of the Super Fund being the Fund's Westpac Bank Account.

You understand Leedam Sheppard and Associates will receive no remuneration in relation to the requested transactions.

We have not given you advice

You have specifically instructed us not to advise you about the transaction. This means that we have not:

- recommended you proceed with the transaction;
- discussed with you the specific consequences of proceeding with the transaction; or
- considered your objectives, financial situation, or needs in relation to the transaction.

We have strongly encouraged you to obtain our advice, so that the above items could be identified and explained to you. However, you have chosen to proceed without our advice.

Because you declined our advice, you understand that we and the AMP Group will not be liable for any financial or other loss that you might suffer as a result of the transaction.

Authorised Representative of Hillross Financial Services
ABN 77 003 323 055 AFSL 232705 ACL 232705

Page 1 of 3

WHAT'S YOUR
IDEA OF
FINANCIAL
FREEDOM?

Potential consequences

It is important for you to understand the potential consequences of the transaction, because they could have a substantial negative impact on your financial situation and your ability to achieve your objectives.

Before proceeding, you should satisfy yourself that you understand the transaction, including:

- any fees and costs of entering the transaction, including entry fees or fees for exiting an existing investment
- any loss of insurance cover, which may mean you are unable to obtain insurance in the future due to underwriting requirements.
- any increase in risks
- any loss of benefits, and
- any other consequences (e.g. capital gains tax).

Brokerage costs and securities details

The brokerage costs for undertaking the transaction are:

Brokerage	Amount	Brokerage cost
Brokerage costs for the Crossley Stephenson Super Fund	Trades up to \$38,000	\$19.00
Estimated Total Brokerage		\$456.00


Securities code	Security name	Buy/Sell	Quantity	Market/Limit*
AGL	AGL Energy Limited	Sell	374	Market
ALX	Atlas Arteria Limited	Sell	1117	Market
ANZ	ANZ Banking Group Limited	Sell	174	Market
APA	APA Group	Sell	650	Market
AWC	Alumina Limited	Sell	2225	Market
BHP	BHP Billiton Limited	Sell	251	Market
BXB	Brambles Limited	Sell	475	Market
CBA	Commonwealth Bank of Australia Limited	Sell	90	Market
DOW	Downer EDI Limited	Sell	1632	Market
EHE	Estia Health Limited	Sell	1480	Market
GMG	Goodman Group Limited	Sell	579	Market
IAG	Insurance Australia Group Limited	Sell	730	Market
JHG	Janus Henderson Group Limited	Sell	100	Market
MIN	Mineral Resources Limited	Sell	210	Market
QAN	Qantas Airways Limited	Sell	580	Market
QBE	QBE Insurance Limited	Sell	276	Market
REG	Regis Healthcare Limited	Sell	1220	Market
RIO	RIO Tinto Limited	Sell	2	Market
SKI	Spark Infrastructure Group Limited	Sell	3170	Market
STW	SPDR S&P/ASX 200 Fund	Sell	77	Market
WBC	Westpac Banking Corporation Limited	Sell	259	Market
WES	Wesfarmers Limited	Sell	144	Market
WHC	Whitehaven Coal Limited	Sell	1145	Market
WPL	Woodside Petroleum Limiteddc	Sell	164	Market


*When a 'Market order' is placed, the broker is instructed to buy at the prevailing offer price or to sell at the prevailing bid price at the time the order is executed on the Australian Securities Exchange or on any other licensed financial markets. 'Limit orders' allow a maximum purchase price to be set for buy orders, or a minimum sale price to be set for sell orders. If the market doesn't reach the limit price, the order will not be executed.

Client acknowledgement

By signing this letter, you acknowledge and agree that:

- you have read the entire letter and had the opportunity to ask any questions you might have had;
- you direct us to conduct the transaction in accordance with the instructions contained in this letter;
- we have explained to you the general risks of proceeding with a transaction without having received advice that takes account of your objectives, financial situation and needs;
- you have chosen to proceed with the transaction without our advice;
- we have not recommended you to enter the transaction or provided other advice to you concerning the transaction;
- in deciding to proceed with the transaction, you are not relying on our representations or opinions. Instead, you have either formed your own view or are relying on other people's advice;
- you have made your own enquiries and understand how the transaction might impact your circumstances;
- you are aware of any fees and costs that apply;
- for new investments or policies, we have given you the product disclosure statement or disclosure document; and
- because you declined to receive our advice, you understand that we and the AMP Group will not be liable for any financial or other loss that you might suffer as a result of the transaction.

Mr Stuart James Crossley The Crossley Stephenson Superannuation Fund	
<input checked="" type="checkbox"/> 	27 th November 2019

Ms Sharon Lee Stephenson The Crossley Stephenson Superannuation Fund	
<input checked="" type="checkbox"/> 	27 th November 2019

24800 - Changes in Market Values of Other Assets

2020 Financial Year

Preparer Kelly Fu

Reviewer Kelly Fu

Status N/A - Not Applicable

Account Code	Description	CY Balance	LY Balance	Change
24800	Changes in Market Values of Other Assets		\$363.64	100%
TOTAL		CY Balance	LY Balance	
			\$363.64	

Supporting Documents

No supporting documents

Standard Checklist

- Attach all supporting Documentation
- Has the Fund received any non-arm's length income? If so, it may be taxed at 47%

25000 - Interest Received

2020 Financial Year

Preparer Kelly Fu

Reviewer Kelly Fu

Status Completed

Account Code	Description	CY Balance	LY Balance	Change
Westpac DIY Super Sa	Westpac DIY Super Savings Account ***1810	(\$4.68)	(\$38.31)	(87.78)%
WBC291829	Westpac DIY Super Working Account ***1829	(\$15.74)	(\$47.73)	(67.02)%
TOTAL		CY Balance	LY Balance	
		(\$20.42)	(\$86.04)	

Supporting Documents

◦ Interest Reconciliation Report [Report](#)

Standard Checklist

- Attach Interest Reconciliation Report
- Ensure all interest has been recorded from Bank Statements
- Review Statements to ensure all TFN withheld has been input

Notes

Kelly Fu

Note

Per bank statements.

29/07/2020 05:00

Crossley Stephenson Superannuation Fund

Interest Reconciliation Report

For The Period 01 July 2019 - 30 June 2020

Date	Payment Amount	Gross Interest	TFN Withheld	Foreign Income	Foreign Credits
Bank Accounts					
WBC291829 Westpac DIY Super Working Account ***1829					
31/07/2019	1.76	1.76			
30/08/2019	1.21	1.21			
30/09/2019	0.79	0.79			
31/10/2019	0.61	0.61			
29/11/2019	0.28	0.28			
31/12/2019	5.22	5.22			
31/01/2020	4.21	4.21			
28/02/2020	0.61	0.61			
31/03/2020	0.42	0.42			
30/04/2020	0.23	0.23			
29/05/2020	0.26	0.26			
30/06/2020	0.14	0.14			
	15.74	15.74			
Westpac DIY Super Sa Westpac DIY Super Savings Account ***1810					
31/07/2019	0.81	0.81			
30/08/2019	0.77	0.77			
30/09/2019	1.34	1.34			
31/10/2019	0.41	0.41			
29/11/2019	0.33	0.33			

Crossley Stephenson Superannuation Fund
Interest Reconciliation Report

For The Period 01 July 2019 - 30 June 2020

Date	Payment Amount	Gross Interest	TFN Withheld	Foreign Income	Foreign Credits
31/12/2019	0.66	0.66			
31/01/2020	0.22	0.22			
28/02/2020	0.03	0.03			
31/03/2020	0.04	0.04			
29/05/2020	0.02	0.02			
30/06/2020	0.05	0.05			
	4.68	4.68			
	20.42	20.42			
TOTAL	20.42	20.42			

Tax Return Reconciliation

	Totals	Tax Return Label
Gross Interest	20.42	11C

28000 - Property Income

2020 Financial Year

Preparer Kelly Fu

Reviewer Kelly Fu

Status Completed

Account Code	Description	CY Balance	LY Balance	Change
STUCROSS31	5/16 Farrow Circuit, Seaford SA 5169	(\$23,370.00)	(\$25,712.86)	(9.11)%
STUCROSS11	7/27 Lindsay Road, Lonsdale SA 5160	(\$24,525.34)	(\$27,205.20)	(9.85)%
CSSFHENDON	3/4 Florence Street, Hendon SA 5014	(\$45,482.95)	(\$71,978.92)	(36.81)%
CSSF_EAGALFARM	17/109 Holt Street, Eagle Farm QLD 4009	(\$37,254.90)		100%
STUCROSS21	8/27 Lindsay Road, Lonsdale SA 5160	(\$24,436.63)	(\$25,890.97)	(5.62)%
TOTAL		CY Balance	LY Balance	
		(\$155,069.82)	(\$150,787.95)	

Supporting Documents

- General Ledger [Report](#)
- 28000, 68000 - Rent and Debtors Reconciliation - Unit 5.pdf [STUCROSS31](#)
- 28000 - Total Rent Income - Unit 5.pdf [STUCROSS31](#)
- 28000 - Total Rent Income - Unit 7.pdf [STUCROSS11](#)
- 28000, 68000 - Rent and Debtors Reconciliation - Unit 7&8.pdf [STUCROSS11](#)
- 28000 - Total Rent Income - Unit 3.pdf [CSSFHENDON](#)
- 28000, 68000 - Rent and Debtors Reconciliation - Unit 3.pdf [CSSFHENDON](#)
- 28000 - Total rent - Unit 17.pdf [CSSF_EAGALFARM](#)
- 28000 - Total Rent Income - Unit 8.pdf [STUCROSS21](#)

Standard Checklist

- Attach all source documentation e.g. Rental Statements, Lease Statements
- Attach Rental Property Statement Report

Crossley Stephenson Superannuation Fund

General Ledger

For The Period 01 July 2019 - 30 June 2020

Transaction Date	Description	Units	Debit	Credit	Balance \$
Property Income (28000)					
<u>17/109 Holt Street, Eagle Farm QLD 4009 (CSSF EAGALFARM)</u>					
16/01/2020				2,419.35	2,419.35 CR
03/02/2020	DEPOSIT ONLINE 2302321 PYMT Pauline Ha One Nation			5,000.00	7,419.35 CR
10/02/2020	DEPOSIT ONLINE 2600897 PYMT Pauline Ha One Nation			300.00	7,719.35 CR
09/03/2020	DEPOSIT ONLINE 2500404 PYMT Pauline Ha One Nation			4,818.18	12,537.53 CR
09/03/2020	DEPOSIT ONLINE 2500404 PYMT Pauline Ha One Nation			215.72	12,753.25 CR
16/03/2020	DEPOSIT ONLINE 2502056 PYMT Pauline Ha One Nation			481.82	13,235.07 CR
30/03/2020	DEPOSIT ONLINE 2600340 PYMT Pauline Ha One Nation			1,028.75	14,263.82 CR
30/03/2020	DEPOSIT ONLINE 2607356 PYMT Pauline Ha One Nation			5,300.00	19,563.82 CR
27/04/2020	DEPOSIT ONLINE 2207901 PYMT Pauline Ha One Nation			5,300.00	24,863.82 CR
01/06/2020	DEPOSIT ONLINE 2508323 PYMT Pauline Ha One Nation			5,300.00	30,163.82 CR
01/06/2020	DEPOSIT ONLINE 2508323 PYMT Pauline Ha One Nation			1,791.08	31,954.90 CR
29/06/2020	DEPOSIT ONLINE 2207542 PYMT Pauline Ha One Nation			5,300.00	37,254.90 CR
				37,254.90	37,254.90 CR
<u>3/4 Florence Street, Hendon SA 5014 (CSSFHENDON)</u>					
30/09/2019	Remitter=MM Electrical Ref=109532			2,134.59	2,134.59 CR
29/11/2019	Remitter=MM Electrical Ref=130712			130.92	2,265.51 CR
29/11/2019	Remitter=MM Electrical Ref=130712			1,156.75	3,422.26 CR
31/12/2019	Remitter=MM Electrical Ref=140673			1,410.73	4,832.99 CR
31/03/2020	Remitter=MM Electrical Ref=172344			1,413.01	6,246.00 CR
30/06/2020	Remitter=MM Electrical Ref=203470			1,412.86	7,658.86 CR
30/06/2020	u3 rent debtors			37,824.09	45,482.95 CR
				45,482.95	45,482.95 CR
<u>7/27 Lindsay Road, Lonsdale SA 5160 (STUCROSS11)</u>					
30/08/2019	Remitter=MM Electrical Ref=099167			897.76	897.76 CR
30/09/2019	Remitter=MM Electrical Ref=109532			1,501.26	2,399.02 CR
31/10/2019	Remitter=MM Electrical Ref=120155			166.38	2,565.40 CR
01/11/2019	Remitter=MM-MM ELECTRICAL Ref=MM LONSDALE			3,298.68	5,864.08 CR
29/11/2019	Remitter=MM Electrical Ref=130712			738.75	6,602.83 CR
02/12/2019	Remitter=MM-MM ELECTRICAL Ref=MM LONSDALE			3,298.68	9,901.51 CR
31/12/2019	Remitter=MM Electrical Ref=140673			1,002.64	10,904.15 CR
31/12/2019	Remitter=MM Electrical Ref=140673			1,625.76	12,529.91 CR
02/01/2020	Remitter=MM-MM ELECTRICAL Ref=MM LONSDALE			3,298.68	15,828.59 CR
03/02/2020	Remitter=MM-MM ELECTRICAL Ref=MM LONSDALE			3,298.68	19,127.27 CR

Crossley Stephenson Superannuation Fund

General Ledger

For The Period 01 July 2019 - 30 June 2020

Transaction Date	Description	Units	Debit	Credit	Balance \$
28/02/2020	Remitter=MM Electrical Ref=161056			332.88	19,460.15 CR
02/03/2020	Remitter=MM-MM ELECTRICAL Ref=MM LONSDALE			3,298.68	22,758.83 CR
31/03/2020	Remitter=MM Electrical Ref=172344			1,393.15	24,151.98 CR
01/04/2020	Remitter=MM-MM ELECTRICAL Ref=MM LONSDALE			3,298.68	27,450.66 CR
01/05/2020	Remitter=MM-MM ELECTRICAL Ref=MM LONSDALE			3,298.68	30,749.34 CR
29/05/2020	Remitter=MM Electrical Ref=193151			326.05	31,075.39 CR
01/06/2020	Remitter=MM-MM ELECTRICAL Ref=MM LONSDALE			3,298.68	34,374.07 CR
30/06/2020	Remitter=MM Electrical Ref=203470			1,393.15	35,767.22 CR
30/06/2020	u7&8 rent debtors			13,194.75	48,961.97 CR
30/06/2020	split rent btw U7 and U8		24,436.63		24,525.34 CR
			24,436.63	48,961.97	24,525.34 CR
<u>8/27 Lindsay Road, Lonsdale SA 5160 (STUCROSS21)</u>					
30/06/2020	split rent btw U7 and U8			24,436.63	24,436.63 CR
				24,436.63	24,436.63 CR
<u>5/16 Farrow Circuit, Seaford SA 5169 (STUCROSS31)</u>					
06/08/2019	Remitter=DANAE K BIGG Ref=U5 CFE wk1and2 sep			1,018.18	1,018.18 CR
13/08/2019	Remitter=DANAE K BIGG Ref=U5 CFE wk3 sept			509.09	1,527.27 CR
15/08/2019	Remitter=DANAE K BIGG Ref=U5 CFE wk4 sept			345.70	1,872.97 CR
15/08/2019	Remitter=DANAE K BIGG Ref=U5 CFE wk4 sept			179.73	2,052.70 CR
16/09/2019	Remitter=Danae Bigg Ref=crossfit esplanade			747.70	2,800.40 CR
16/09/2019	Remitter=Danae Bigg Ref=crossfit esplanade			1,873.04	4,673.44 CR
23/09/2019	DEPOSIT-OSKO PAYMENT 2290651 DANAE K BIGG U5 CFE wk1			509.09	5,182.53 CR
30/09/2019	DEPOSIT-OSKO PAYMENT 2980272 DANAE K BIGG U5 CFE wk2			509.09	5,691.62 CR
14/10/2019	DEPOSIT-OSKO PAYMENT 2207980 DANAE K BIGG U5 CFE wk 3 nov			509.09	6,200.71 CR
15/10/2019	DEPOSIT-OSKO PAYMENT 2782472 DANAE K BIGG U5 CFE wk 4			345.70	6,546.41 CR
15/10/2019	DEPOSIT-OSKO PAYMENT 2782472 DANAE K BIGG U5 CFE wk 4			179.73	6,726.14 CR
30/10/2019	DEPOSIT-OSKO PAYMENT 2797373 DANAE K BIGG U5 CFE wk1			345.70	7,071.84 CR
30/10/2019	DEPOSIT-OSKO PAYMENT 2797373 DANAE K BIGG U5 CFE wk1			179.73	7,251.57 CR
12/11/2019	DEPOSIT-OSKO PAYMENT 2805331 DANAE K BIGG U5 CFE			509.09	7,760.66 CR
19/11/2019	DEPOSIT-OSKO PAYMENT 2788924 DANAE K BIGG U5 CFE dec			1,018.18	8,778.84 CR
03/12/2019	DEPOSIT-OSKO PAYMENT 2833496 DANAE K BIGG U5 ESPY 3wks Jan			1,686.36	10,465.20 CR
04/12/2019	DEPOSIT-OSKO PAYMENT 2129909 DANAE K BIGG U5 ESPY wk4 Jan			198.30	10,663.50 CR
04/12/2019	DEPOSIT-OSKO PAYMENT 2129909 DANAE K BIGG U5 ESPY wk4 Jan			401.05	11,064.55 CR
07/01/2020	DEPOSIT-OSKO PAYMENT 2075687 DANAE K BIGG U5 CFE wk1and2			808.40	11,872.95 CR
07/01/2020	DEPOSIT-OSKO PAYMENT 2075687 DANAE K BIGG U5 CFE wk1and2			265.76	12,138.71 CR

Crossley Stephenson Superannuation Fund

General Ledger

For The Period 01 July 2019 - 30 June 2020

Transaction Date	Description	Units	Debit	Credit	Balance \$
14/01/2020	DEPOSIT-OSKO PAYMENT 2932726 DANAE K BIGG U5 CFE wk3and4			1,050.91	13,189.62 CR
16/01/2020	DEPOSIT-OSKO PAYMENT 2163790 DANAE K BIGG U5 CFE wk 1			369.50	13,559.12 CR
16/01/2020	DEPOSIT-OSKO PAYMENT 2163790 DANAE K BIGG U5 CFE wk 1			203.55	13,762.67 CR
21/01/2020	DEPOSIT-OSKO PAYMENT 2731787 DANAE K BIGG U5 CFE wk2			554.55	14,317.22 CR
03/02/2020	DEPOSIT-OSKO PAYMENT 2884851 DANAE K BIGG U5 CFE wk3			554.55	14,871.77 CR
11/02/2020	DEPOSIT-OSKO PAYMENT 2789092 DANAE K BIGG U5 CFE wk4			554.55	15,426.32 CR
18/02/2020	DEPOSIT-OSKO PAYMENT 2894861 DANAE K BIGG U5 CFE wk1			182.00	15,608.32 CR
18/02/2020	DEPOSIT-OSKO PAYMENT 2894861 DANAE K BIGG U5 CFE wk1			381.80	15,990.12 CR
26/02/2020	DEPOSIT-OSKO PAYMENT 2228912 DANAE K BIGG U5 CFE wk2			529.09	16,519.21 CR
03/03/2020	DEPOSIT-OSKO PAYMENT 2852643 DANAE K BIGG U5 CFE wk3			529.09	17,048.30 CR
10/03/2020	DEPOSIT-OSKO PAYMENT 2989070 DANAE K BIGG U5 CFE wk4			529.09	17,577.39 CR
16/03/2020	DEPOSIT-OSKO PAYMENT 2712765 DANAE K BIGG U5 CFE wk1and2			1,109.09	18,686.48 CR
27/04/2020	DEPOSIT-OSKO PAYMENT 2273375 DANAE K BIGG U5 CFE			374.20	19,060.68 CR
27/04/2020	DEPOSIT-OSKO PAYMENT 2273375 DANAE K BIGG U5 CFE			612.45	19,673.13 CR
01/06/2020	DEPOSIT-OSKO PAYMENT 2132733 DANAE K BIGG U5 CFE			909.09	20,582.22 CR
09/06/2020	DEPOSIT-OSKO PAYMENT 2902013 DANAE K BIGG U5 CFE			175.10	20,757.32 CR
09/06/2020	DEPOSIT-OSKO PAYMENT 2902013 DANAE K BIGG U5 CFE			401.01	21,158.33 CR
11/06/2020	DEPOSIT-OSKO PAYMENT 2938569 DANAE K BIGG U5 CFE			545.45	21,703.78 CR
15/06/2020	DEPOSIT-OSKO PAYMENT 2621609 DANAE K BIGG U5 CFE			545.45	22,249.23 CR
16/06/2020	WITHDRAWAL-OSKO PAYMENT 1904469 PPH Electrical Invoice # 4220 - U5 Smoke D		673.41		21,575.82 CR
16/06/2020	DEPOSIT-OSKO PAYMENT REVERSAL 1904469 16 Jun 2020 AB01 Unable to complet			673.41	22,249.23 CR
22/06/2020	DEPOSIT-OSKO PAYMENT 2980984 DANAE K BIGG U5 CFE			545.45	22,794.68 CR
30/06/2020	U5 rent debtors			309.80	23,104.48 CR
30/06/2020	U5 rent debtors			265.52	23,370.00 CR
			673.41	24,043.41	23,370.00 CR

Total Debits: 25,110.04

Total Credits: 180,179.86

General Ledger [Detail]

July 2019 To June 2020

ID No.	Date	Memo	Debit	Credit	Net Activity	Allocation Memo
4-8010 Rent Unit 3						
Beginning Balance: \$61,623.65cr						
00001335	09/06/2020	Sale; Metal Manufac	\$36,108.92			Rental Charge 01/07/2020 to 30/06/2021
Total :			\$0.00	\$36,108.92	\$36,108.92cr	
4-8020 Management Fees Unit 3						
Beginning Balance: \$2,927.12cr						
00001335	09/06/2020	Sale; Metal Manufac	\$1,715.17			Management Fee 01/07/2020 to 30/06/2021
Total :			\$0.00	\$1,715.17	\$1,715.17cr	
4-8030 Outgoings Unit 3						
Beginning Balance: \$7,428.15cr						
00001297	11/08/2019	Sale; Metal Manufac	\$2,134.59			Rates 2019-2020 Qtr #1-July/August/September 2019; ESLevy 2019-2020; SA Water July to September 2019; SA Water Usage March to June 2019
00001305	11/10/2019	Sale; Metal Manufac	\$1,287.67			Stamp Duty; Community Corporation Insurance 14/10/2019 to 14/10/2020; Stamp Duty; Warehouse Insurance 30/09/2019 to 30/09/2020
00001308	13/11/2019	Sale; Metal Manufac	\$1,410.73			SA Water Usage; SA Water Oct to Dec 2019; Rates 2019-2020 Qtr #2
00001315	11/02/2020	Sale; Metal Manufac	\$1,413.01			Rates January/February/March 2020; SA Water January to March 2020; SA Water Usage September to December 2019
00001333	09/05/2020	Sale; Metal Manufac	\$1,412.86			SA Water April to June 2020; Rates April / May / June 2020; SA Water Usage 31/12/2019 to 30/03/2020
Total :			\$0.00	\$7,658.86	\$7,658.86cr	
Grand Total :			\$0.00	\$45,482.95		

* Year-End Adjustments

Crossley Stephenson Super Fund

11 The Promenade,
CAMP HILL. QLD. 4152

**Unit 3/4 Florence St
Invoice Transactions [Accrual]**

01/07/2019 To 30/06/2020

	ID No.	Src	Date	Memo	Account	Charges	Payments
00001297	Metal Manufacturers Limited	*None					
	1297	SJ	11/08/2019	Sale; Metal Manufacturers Limited	1-5000	\$2,134.59	
	CR000774	CR	30/09/2019	Payment; MM Electrical 109532	1-5000		\$2,134.59
						\$2,134.59	\$2,134.59
00001305	Metal Manufacturers Limited	*None					
	1305	SJ	11/10/2019	Sale; Metal Manufacturers Limited	1-5000	\$1,287.67	
	1305	SJ	11/10/2019	Sale; Metal Manufacturers Limited	1-5000	\$115.68	
	CR000804	CR	29/11/2019	Payment; MM Electrical 130712	1-5000		\$1,403.35
						\$1,403.35	\$1,403.35
00001308	Metal Manufacturers Limited	*None					
	1308	SJ	13/11/2019	Sale; Metal Manufacturers Limited	1-5000	\$1,410.73	
	CR000812	CR	31/12/2019	Payment; MM Electrical 140673	1-5000		\$1,410.73
						\$1,410.73	\$1,410.73
00001315	Metal Manufacturers Limited	*None					
	1315	SJ	11/02/2020	Sale; Metal Manufacturers Limited	1-5000	\$1,413.01	
	CR000850	CR	31/03/2020	Payment; MM Electrical 172344	1-5000		\$1,413.01
						\$1,413.01	\$1,413.01
00001333	Metal Manufacturers Limited	*None					
	1333	SJ	09/05/2020	Sale; Metal Manufacturers Limited	1-5000	\$1,412.86	
	CR000886	CR	30/06/2020	Payment; MM Electrical 203470	1-5000		\$1,412.86
						\$1,412.86	\$1,412.86
00001335	Metal Manufacturers Limited	*None					
	1335	SJ	09/06/2020	Sale; Metal Manufacturers Limited	1-5000	\$37,824.09	
	1335	SJ	09/06/2020	Sale; Metal Manufacturers Limited	1-5000	\$3,782.41	
						\$41,606.50	\$0.00

a/c 28000	Total Sales ex. GST	\$45,482.95
	GST on Sales	\$3,898.09
	Total Payments	-\$7,774.54
a/c 68000	Rent Debtors	\$41,606.50

General Ledger [Detail]

July 2019 To June 2020

ID No.	Date	Memo	Debit	Credit	Net Activity Allocation Memo
4-9010		Rent Unit 17/109			
Beginning Balance: \$0.00					
EFT	16/01/2020	CARINDALE QLD		\$2,419.35	Rent Adjustment at Settlement for Eagle Farm
00001313	23/01/2020	Sale; One Nation Queensla		\$5,000.00	Rent 01/02/2020 to 29/02/2020
00001317	11/02/2020	Sale; One Nation Queensla		\$4,545.45	Rent 01/03/2020 to 31/03/2020
00001320	06/03/2020	Sale; One Nation Queensla		\$454.55	Adjustment for Rent 01/03/2020 to 31/03/2020 - Charged Inclusive of GST, when it should be + GST
00001322	09/03/2020	Sale; One Nation Queensla		\$5,000.00	Rent 01/04/2020 to 30/04/2020
00001324	08/04/2020	Sale; One Nation Queensla		\$5,000.00	Rent 01/05/2020 to 31/05/2020
00001329	09/05/2020	Sale; One Nation Queensla		\$5,000.00	Rent 01/06/2020 to 30/06/2020
00001336	09/06/2020	Sale; One Nation Queensla		\$5,000.00	Rent 01/07/2020 to 31/07/2020
Total :			\$0.00	\$32,419.35	\$32,419.35cr
4-9020		Management Fees Unit 17/109			
Beginning Balance: \$0.00					
00001313	23/01/2020	Sale; One Nation Queensla		\$300.00	Management Fee
00001317	11/02/2020	Sale; One Nation Queensla		\$272.73	Management Fee
00001320	06/03/2020	Sale; One Nation Queensla		\$27.27	Adjustment for Management Fee - Charged Inclusive of GST, when it should be + GST
00001322	09/03/2020	Sale; One Nation Queensla		\$300.00	Management Fee
00001324	08/04/2020	Sale; One Nation Queensla		\$300.00	Management Fee
00001329	09/05/2020	Sale; One Nation Queensla		\$300.00	Management Fee
00001336	09/06/2020	Sale; One Nation Queensla		\$300.00	Management Fee
Total :			\$0.00	\$1,800.00	\$1,800.00cr
4-9030		Outgoings Unit 17/109			
Beginning Balance: \$0.00					
00001318	11/02/2020	Sale; One Nation Queensla		\$215.72	Qld Urban Utilities Water September to December 2019
00001323	09/03/2020	Sale; One Nation Queensla		\$1,028.75	Council Rates 16/01/2020 to 30/06/2020
00001330	09/05/2020	Sale; One Nation Queensla		\$1,791.08	Body Corp Fees April to July 2020; Qld Water December 2019 to March 2020
Total :			\$0.00	\$3,035.55	\$3,035.55cr
Grand Total :			\$0.00	\$37,254.90	

* Year-End Adjustments

General Ledger [Detail]

July 2019 To June 2020

ID No.	Date	Memo	Debit	Credit	Net Activity	Allocation Memo
4-1010		Rent Unit 7				
Beginning Balance:				\$22,545.00cr		
00001303	11/10/2019	Sale; Metal Manufacturers Limited		\$18,671.80		U7 Rent 01/11/2019 to 31/10/2020 - 12 Months Rent @ \$1555.98 +GST per month
00001309	05/12/2019	Sale; Metal Manufacturers Limited	\$0.04			Rounding Adjustment Credit Note
Total :			\$0.04	\$18,671.80	\$18,671.76cr	
4-1020		Management Fee Unit 7				
Beginning Balance:				\$1,352.70cr		
00001303	11/10/2019	Sale; Metal Manufacturers Limited		\$1,120.32		U7 Management Fee 01/11/2019 to 30/10/2020 - 12 Months @ \$93.36 +GST per month
Total :			\$0.00	\$1,120.32	\$1,120.32cr	
4-1030		Outgoings Unit 7				
Beginning Balance:				\$3,307.50cr		
00001296	12/07/2019	Sale; Metal Manufacturers Limited		\$462.94		U7 - Community Corp Fees August to October 2019; U7 - SA Water April to June 2019
00001298	11/08/2019	Sale; Metal Manufacturers Limited		\$750.63		U7 Rates 2019-2020 Qtr #1-July/August/September 2019; U7 ESLevy 2019-2020
00001304	11/10/2019	Sale; Metal Manufacturers Limited		\$461.55		U7 Community Corporation Fees 01/11/2019 to 31/01/2020; U7 SA Water July to September 2019
00001307	13/11/2019	Sale; Metal Manufacturers Limited		\$1,314.20		U7 Stamp Duty; U7 Insurance 16/01/2019 to 16/01/2020; U7 Rates 2019-2020 Qtr #2
00001311	10/01/2020	Sale; Metal Manufacturers Limited		\$166.44		U7 Lonsdale SA Water October to December, 2019
00001314	11/02/2020	Sale; Metal Manufacturers Limited		\$708.95		U7 Rates January/February/March 2020; U7 Community Corp Fees February to April 2020
00001325	08/04/2020	Sale; Metal Manufacturers Limited		\$159.61		U7 SA Water January to March 2020
00001334	09/05/2020	Sale; Metal Manufacturers Limited		\$708.95		U7 Rates April / May / June 2020; U7 Community Corp Fees May to July 2020
Total :			\$0.00	\$4,733.27	\$4,733.27cr	
Grand Total :			\$0.04	\$24,525.39		

* Year-End Adjustments

Crossley Stephenson Super Fund

11 The Promenade,
CAMP HILL. QLD. 4152

**Unit 7 & 8 /27 Lindsay Rd
Invoice Transactions [Accrual]**

01/07/2019 To 30/06/2020

	ID No.	Src	Date	Memo	Account	Charges	Payments	
00001296	Metal Manufacturers Limited	*None						
	1296	SJ	12/07/2019	Sale; Metal Manufacturers Limited	1-5000	\$897.76		
	CR000757	CR	30/08/2019	Payment; MM Electrical 099167	1-5000		\$897.76	
						\$897.76	\$897.76	
00001298	Metal Manufacturers Limited	*None						
	1298	SJ	11/08/2019	Sale; Metal Manufacturers Limited	1-5000	\$1,501.26		
	CR000774	CR	30/09/2019	Payment; MM Electrical 109532	1-5000		\$1,501.26	
						\$1,501.26	\$1,501.26	
00001301	Metal Manufacturers Limited	*None						
	1301	SJ	13/09/2019	Sale; Metal Manufacturers Limited	1-5000	\$166.38		
	CR000790	CR	31/10/2019	Payment; MM Electrical 120155	1-5000		\$166.38	
						\$166.38	\$166.38	
00001303	Metal Manufacturers Limited	*None						
	1303	SJ	11/10/2019	Sale; Metal Manufacturers Limited	1-5000	\$39,584.24		
	1303	SJ	11/10/2019	Sale; Metal Manufacturers Limited	1-5000	\$3,958.42		
	CR000791	CR	01/11/2019	Payment; MM-MM ELECTRICAL	1-5000		\$3,628.55	
	CR000803	CR	02/12/2019	Payment; MM-MM ELECTRICAL	1-5000		\$3,628.55	
	CR000814	CR	02/01/2020	Payment; MM-MM ELECTRICAL	1-5000		\$3,628.55	
	CR000826	CR	03/02/2020	Payment; MM-MM ELECTRICAL	1-5000		\$3,628.55	
	CR000839	CR	02/03/2020	Payment; MM-MM ELECTRICAL	1-5000		\$3,628.55	
	CR000854	CR	01/04/2020	Payment; MM-MM ELECTRICAL	1-5000		\$3,628.55	
	CR000861	CR	01/05/2020	Payment; MM-MM ELECTRICAL	1-5000		\$3,628.55	
	CR000873	CR	01/06/2020	Payment; MM-MM ELECTRICAL	1-5000		\$3,628.55	
						\$43,542.66	\$29,028.40	\$14,514.26
00001304	Metal Manufacturers Limited	*None						Balance
	1304	SJ	11/10/2019	Sale; Metal Manufacturers Limited	1-5000	\$738.75		
	CR000804	CR	29/11/2019	Payment; MM Electrical 130712	1-5000		\$738.75	
						\$738.75	\$738.75	
00001307	Metal Manufacturers Limited	*None						
	1307	SJ	13/11/2019	Sale; Metal Manufacturers Limited	1-5000	\$2,628.40		
	1307	SJ	13/11/2019	Sale; Metal Manufacturers Limited	1-5000	\$162.58		
	CR000812	CR	31/12/2019	Payment; MM Electrical 140673	1-5000		\$2,790.98	
						\$2,790.98	\$2,790.98	
00001309	Metal Manufacturers Limited	*None						
	1309	SJ	05/12/2019	Sale; Metal Manufacturers Limited	1-5000		\$0.04	
	SJ000010	SJ	05/12/2019	Metal Manufacturers Limited:	1-5000	\$0.04		
						\$0.04	\$0.04	
00001311	Metal Manufacturers Limited	*None						
	1311	SJ	10/01/2020	Sale; Metal Manufacturers Limited	1-5000	\$332.88		
	CR000837	CR	28/02/2020	Payment; MM Electrical 161056	1-5000		\$332.88	
						\$332.88	\$332.88	
00001314	Metal Manufacturers Limited	*None						
	1314	SJ	11/02/2020	Sale; Metal Manufacturers Limited	1-5000	\$1,393.15		
	CR000850	CR	31/03/2020	Payment; MM Electrical 172344	1-5000		\$1,393.15	
						\$1,393.15	\$1,393.15	
00001325	Metal Manufacturers Limited	*None						
	1325	SJ	08/04/2020	Sale; Metal Manufacturers Limited	1-5000	\$326.05		
	CR000870	CR	29/05/2020	Payment; MM Electrical 193151	1-5000		\$326.05	
						\$326.05	\$326.05	
00001334	Metal Manufacturers Limited	*None						
	1334	SJ	09/05/2020	Sale; Metal Manufacturers Limited	1-5000	\$1,393.15		
	CR000886	CR	30/06/2020	Payment; MM Electrical 203470	1-5000		\$1,393.15	
						\$1,393.15	\$1,393.15	

a/c 28000 Total Sales ex. GST	\$48,961.98	\$24,525.35	Unit 7
GST on Sales	\$4,121.00	\$24,436.63	Unit 8
Total Payments	-\$38,568.72		
a/c 68000 Rent Debtors	\$14,514.26		

General Ledger [Detail]

July 2019 To June 2020

ID No.	Date	Memo	Debit	Credit	Net Activity	Allocation Memo
4-2010 Rent Unit 8						
Beginning Balance: \$19,914.00cr						
00001303	11/10/2019	Sale; Metal Manufacturers Limited		\$18,671.80		U8 Rent 01/11/2019 to 31/10/2020 - 12 Months Rent @ \$1555.98 +GST per month
Total :			\$0.00	\$18,671.80	\$18,671.80cr	
4-2020 Management Fee Unit 8						
Beginning Balance: \$920.70cr						
00001303	11/10/2019	Sale; Metal Manufacturers Limited		\$1,120.32		U8 Management Fee 01/11/2019 to 30/10/2020 - 12 Months @ \$93.36 +GST per month
Total :			\$0.00	\$1,120.32	\$1,120.32cr	
4-2030 Outgoings Unit 8						
Beginning Balance: \$5,056.27cr						
00001296	12/07/2019	Sale; Metal Manufacturers Limited		\$434.82		U8 - Community Corp Fees August to October 2019; U8 - SA Water April to June 2019
00001298	11/08/2019	Sale; Metal Manufacturers Limited		\$750.63		U8 Rates 2019-2020 Qtr #1-July/August/September 2019; U8 ESLevy 2019-2020
00001301	13/09/2019	Sale; Metal Manufacturers Limited		\$166.38		U8 SA Water July to September 2019
00001304	11/10/2019	Sale; Metal Manufacturers Limited		\$277.20		U8 Community corporation Fees 01/11/2019 to 31/01/2020
00001307	13/11/2019	Sale; Metal Manufacturers Limited		\$1,314.20		U8 Stamp Duty; U8 Insurance 16/01/2019 to 16/01/2020; U8 Rates 2019-2020 Qtr #2
00001311	10/01/2020	Sale; Metal Manufacturers Limited		\$166.44		U8 Lonsdale SA Water October to December, 2019
00001314	11/02/2020	Sale; Metal Manufacturers Limited		\$684.20		U8 Rates January/February/March 2020; U8 Community Corp Fees February to April 2020
00001325	08/04/2020	Sale; Metal Manufacturers Limited		\$166.44		U8 SA Water January to March 2020
00001334	09/05/2020	Sale; Metal Manufacturers Limited		\$684.20		U8 Rates April / May / June 2020; U8 Community Corp Fees May to July 2020
Total :			\$0.00	\$4,644.51	\$4,644.51cr	
Grand Total :			\$0.00	\$24,436.63		

* Year-End Adjustments

Crossley Stephenson Super Fund

11 The Promenade,
CAMP HILL. QLD. 4152

**Unit 5/16 Farrow Cct
Invoice Transactions [Accrual]**

01/07/2019 To 30/06/2020

	ID No.	Src	Date	Memo	Account	Charges	Payments
00001295	Crossfit Esplanade	*None					
	1295	SJ	12/07/2019	Sale; Crossfit Esplanade	1-5000	\$2,055.30	
	1295	SJ	12/07/2019	Sale; Crossfit Esplanade	1-5000	\$187.30	
	CR000745	CR	06/08/2019	Payment; DANAE K BIGG U5 CFE	1-5000		\$1,120.00
	CR000753	CR	13/08/2019	Payment; DANAE K BIGG U5 CFE	1-5000		\$560.00
	CR000754	CR	15/08/2019	Payment; DANAE K BIGG U5 CFE	1-5000		\$560.00
	CR000771	CR	23/09/2019	Payment; DANAE K BIGG CFE U5	1-5000		\$2.60
						\$2,242.60	\$2,242.60
00001299	Crossfit Esplanade	*None					
	1299	SJ	11/08/2019	Sale; Crossfit Esplanade	1-5000	\$2,620.74	
	1299	SJ	11/08/2019	Sale; Crossfit Esplanade	1-5000	\$187.30	
	CR000770	CR	16/09/2019	Payment; Danae Bigg crossfit	1-5000		\$2,808.04
						\$2,808.04	\$2,808.04
00001300	Crossfit Esplanade	*None					
	1300	SJ	13/09/2019	Sale; Crossfit Esplanade	1-5000	\$2,146.34	
	1300	SJ	13/09/2019	Sale; Crossfit Esplanade	1-5000	\$187.30	
	CR000771	CR	23/09/2019	Payment; DANAE K BIGG CFE U5	1-5000		\$557.40
	CR000772	CR	30/09/2019	Payment; DANAE K BIGG U5 CFE	1-5000		\$560.00
	CR000782	CR	14/10/2019	Payment; DANAE K BIGG U5 CFE	1-5000		\$560.00
	CR000783	CR	15/10/2019	Payment; DANAE K BIGG U5 CFE	1-5000		\$560.00
	CR000787	CR	30/10/2019	Payment; DANAE K BIGG U5 CFE	1-5000		\$96.24
						\$2,333.64	\$2,333.64
00001302	Crossfit Esplanade	*None					
	1302	SJ	11/10/2019	Sale; Crossfit Esplanade	1-5000	\$2,051.73	
	1302	SJ	11/10/2019	Sale; Crossfit Esplanade	1-5000	\$187.30	
	CR000787	CR	30/10/2019	Payment; DANAE K BIGG U5 CFE	1-5000		\$463.76
	CR000793	CR	12/11/2019	Payment; DANAE K BIGG U5 CFE	1-5000		\$560.00
	CR000795	CR	19/11/2019	Payment; DANAE K BIGG U5 CFE	1-5000		\$1,120.00
	CR000805	CR	03/12/2019	Payment; DANAE K BIGG U5	1-5000		\$95.27
						\$2,239.03	\$2,239.03
00001306	Crossfit Esplanade	*None					
	1306	SJ	13/11/2019	Sale; Crossfit Esplanade	1-5000	\$2,285.71	
	1306	SJ	13/11/2019	Sale; Crossfit Esplanade	1-5000	\$188.47	
	CR000805	CR	03/12/2019	Payment; DANAE K BIGG U5	1-5000		\$1,759.73
	CR000806	CR	04/12/2019	Payment; DANAE K BIGG U5	1-5000		\$619.18
	CR000815	CR	07/01/2020	Payment; DANAE K BIGG U5 CFE	1-5000		\$95.27
						\$2,474.18	\$2,474.18
00001310	Crossfit Esplanade	*None					
	1310	SJ	09/12/2019	Sale; Crossfit Esplanade	1-5000	\$2,124.79	
	1310	SJ	09/12/2019	Sale; Crossfit Esplanade	1-5000	\$185.93	
	CR000815	CR	07/01/2020	Payment; DANAE K BIGG U5 CFE	1-5000		\$1,059.73
	CR000817	CR	14/01/2020	Payment; DANAE K BIGG U5 CFE	1-5000		\$1,156.00
	CR000818	CR	16/01/2020	Payment; DANAE K BIGG U5 CFE	1-5000		\$94.99
						\$2,310.72	\$2,310.72
00001312	Crossfit Esplanade	*None					
	1312	SJ	10/01/2020	Sale; Crossfit Esplanade	1-5000	\$2,237.03	
	1312	SJ	10/01/2020	Sale; Crossfit Esplanade	1-5000	\$203.31	
	CR000818	CR	16/01/2020	Payment; DANAE K BIGG U5 CFE	1-5000		\$515.01
	CR000819	CR	21/01/2020	Payment; DANAE K BIGG U5 CFE	1-5000		\$610.00
	CR000823	CR	03/02/2020	Payment; DANAE K BIGG U5 CFE	1-5000		\$610.00
	CR000830	CR	11/02/2020	Payment; DANAE K BIGG U5 CFE	1-5000		\$610.00
	CR000831	CR	18/02/2020	Payment; DANAE K BIGG U5 CFE	1-5000		\$95.33
						\$2,440.34	\$2,440.34
00001316	Crossfit Esplanade	*None					
	1316	SJ	11/02/2020	Sale; Crossfit Esplanade	1-5000	\$2,170.25	
	1316	SJ	11/02/2020	Sale; Crossfit Esplanade	1-5000	\$176.93	
	CR000831	CR	18/02/2020	Payment; DANAE K BIGG U5 CFE	1-5000		\$486.67
	CR000832	CR	26/02/2020	Payment; DANAE K BIGG U5 CFE	1-5000		\$582.00
	CR000834	CR	03/03/2020	Payment; DANAE K BIGG U5 CFE	1-5000		\$582.00
	CR000840	CR	10/03/2020	Payment; DANAE K BIGG U5 CFE	1-5000		\$582.00
	CR000841	CR	16/03/2020	Payment; DANAE K BIGG U5 CFE	1-5000		\$114.51
						\$2,347.18	\$2,347.18
00001319	Crossfit Esplanade	*None					
	1319	SJ	06/03/2020	Sale; Crossfit Esplanade	1-5000	\$176.92	
	1319	SJ	06/03/2020	Sale; Crossfit Esplanade	1-5000	\$17.69	
	CR000841	CR	16/03/2020	Payment; DANAE K BIGG U5 CFE	1-5000		\$194.61
						\$194.61	\$194.61

00001321	Crossfit Esplanade	*None					
	1321	SJ	09/03/2020	Sale; Crossfit Esplanade	1-5000	\$2,211.68	
	1321	SJ	09/03/2020	Sale; Crossfit Esplanade	1-5000	\$194.62	
	CR000841	CR	16/03/2020	Payment; DANA K BIGG U5 CFE	1-5000		\$910.88
	SJ000011	SJ	09/04/2020	Crossfit Esplanade: Credit from	1-5000		\$948.18
	CR000862	CR	27/04/2020	Payment; DANA K BIGG U5 CFE	1-5000		\$547.24
						\$2,406.30	\$2,406.30
00001326	Crossfit Esplanade	*None					
	1326	SJ	09/04/2020	Sale; Crossfit Esplanade	1-5000		\$861.98
	1326	SJ	09/04/2020	Sale; Crossfit Esplanade	1-5000		\$86.20
	SJ000011	SJ	09/04/2020	Crossfit Esplanade: Credit from	1-5000	\$948.18	
						\$948.18	\$948.18
00001327	Crossfit Esplanade	*None					
	1327	SJ	09/04/2020	Sale; Crossfit Esplanade	1-5000	\$2,178.57	
	1327	SJ	09/04/2020	Sale; Crossfit Esplanade	1-5000	\$194.62	
	SJ000012	SJ	09/04/2020	Crossfit Esplanade: Credit from	1-5000		\$1,896.36
	CR000862	CR	27/04/2020	Payment; DANA K BIGG U5 CFE	1-5000		\$476.83
						\$2,373.19	\$2,373.19
00001328	Crossfit Esplanade	*None					
	1328	SJ	09/04/2020	Sale; Crossfit Esplanade	1-5000		\$1,723.96
	1328	SJ	09/04/2020	Sale; Crossfit Esplanade	1-5000		\$172.40
	SJ000012	SJ	09/04/2020	Crossfit Esplanade: Credit from	1-5000	\$1,896.36	
						\$1,896.36	\$1,896.36
00001331	Crossfit Esplanade	*None					
	1331	SJ	09/05/2020	Sale; Crossfit Esplanade	1-5000	\$2,347.18	
	1331	SJ	09/05/2020	Sale; Crossfit Esplanade	1-5000	\$194.62	
	SJ000013	SJ	09/05/2020	Crossfit Esplanade: Credit from	1-5000		\$948.18
	CR000871	CR	01/06/2020	Payment; DANA K BIGG U5 CFE	1-5000		\$1,000.00
	CR000882	CR	09/06/2020	Payment; DANA K BIGG U5 CFE	1-5000		\$593.62
						\$2,541.80	\$2,541.80
00001332	Crossfit Esplanade	*None					
	1332	SJ	09/05/2020	Sale; Crossfit Esplanade	1-5000		\$861.98
	1332	SJ	09/05/2020	Sale; Crossfit Esplanade	1-5000		\$86.20
	SJ000013	SJ	09/05/2020	Crossfit Esplanade: Credit from	1-5000	\$948.18	
						\$948.18	\$948.18
00001337	Crossfit Esplanade	*None					
	1337	SJ	09/06/2020	Sale; Crossfit Esplanade	1-5000	\$2,211.68	
	1337	SJ	09/06/2020	Sale; Crossfit Esplanade	1-5000	\$194.62	
	CR000883	CR	11/06/2020	Payment; DANA K BIGG U5 CFE	1-5000		\$600.00
	CR000884	CR	15/06/2020	Payment; DANA K BIGG U5 CFE	1-5000		\$600.00
	CR000885	CR	22/06/2020	Payment; DANA K BIGG U5 CFE	1-5000		\$600.00
						\$2,406.30	\$1,800.00
							\$606.30
Balance							

a/c 28000	Total Sales ex. GST	\$23,370.00
	GST on Sales	\$1,955.21
	Total Payments	-\$24,718.91
a/c 68000	Rent Debtors	\$606.30

General Ledger [Detail]

July 2019 To June 2020

ID No.	Date	Memo	Debit	Credit	Net Activity Allocation Memo
4-3010 Rent Unit 5					
Beginning Balance: \$19,841.25cr					
00001295	12/07/2019	Sale; Crossfit Esplanade		\$1,673.75	Rent 15/08/2019 to 14/09/2019
00001299	11/08/2019	Sale; Crossfit Esplanade		\$1,673.75	Rent 15/09/2019 to 14/10/2019
00001300	13/09/2019	Sale; Crossfit Esplanade		\$1,673.75	Rent 15/10/2019 to 14/11/2019
00001302	11/10/2019	Sale; Crossfit Esplanade		\$1,673.75	Rent 15/11/2019 to 14/12/2019
00001306	13/11/2019	Sale; Crossfit Esplanade		\$1,673.75	Rent 15/12/2019 to 14/01/2020
00001310	09/12/2019	Sale; Crossfit Esplanade		\$1,723.96	Rent 15/01/2020 to 14/02/2020
00001312	10/01/2020	Sale; Crossfit Esplanade		\$1,723.96	Rent 15/02/2020 to 14/03/2020
00001316	11/02/2020	Sale; Crossfit Esplanade		\$1,567.24	Rent 15/03/2020 to 14/04/2020
00001319	06/03/2020	Sale; Crossfit Esplanade		\$156.72	Adjustment for Rent 15/03/2020 to 14/04/2020 - Charged Inclusive of GST, when it should be + GST
00001321	09/03/2020	Sale; Crossfit Esplanade		\$1,723.96	Rent 15/04/2020 to 14/05/2020
00001326	09/04/2020	Sale; Crossfit Esplanade	\$861.98		Credit Rent Relief 01/05/2020 to 14/05/2020
00001327	09/04/2020	Sale; Crossfit Esplanade		\$1,723.96	Rent 15/05/2020 to 14/06/2020
00001328	09/04/2020	Sale; Crossfit Esplanade	\$1,723.96		Credit Rent Relief 01/06/2020 to 14/06/2020; Credit Rent Relief 15/05/2020 to 31/05/2020
00001331	09/05/2020	Sale; Crossfit Esplanade		\$1,723.96	Rent 15/06/2020 to 14/07/2020
00001332	09/05/2020	Sale; Crossfit Esplanade	\$861.98		Credit Rent Relief 15/06/2020 to 30/06/2020
00001337	09/06/2020	Sale; Crossfit Esplanade		\$1,723.96	Rent 15/07/2020 to 14/08/2020
Total :			\$3,447.92	\$20,436.47	\$16,988.55cr
4-3020 Management Fees Unit 5					
Beginning Balance: \$1,564.44cr					
00001295	12/07/2019	Sale; Crossfit Esplanade		\$131.97	Management Fee
00001299	11/08/2019	Sale; Crossfit Esplanade		\$131.97	Management Fee
00001300	13/09/2019	Sale; Crossfit Esplanade		\$131.97	Management Fee
00001302	11/10/2019	Sale; Crossfit Esplanade		\$131.97	Management Fee
00001306	13/11/2019	Sale; Crossfit Esplanade		\$131.97	Management Fee
00001310	09/12/2019	Sale; Crossfit Esplanade		\$135.33	Management Fee
00001312	10/01/2020	Sale; Crossfit Esplanade		\$135.33	Management Fee
00001316	11/02/2020	Sale; Crossfit Esplanade		\$123.02	Management Fee
00001319	06/03/2020	Sale; Crossfit Esplanade		\$12.30	Adjustment for Management Fee - Charged Inclusive of GST, when it should be + GST
00001321	09/03/2020	Sale; Crossfit Esplanade		\$135.33	Management Fee
00001327	09/04/2020	Sale; Crossfit Esplanade		\$135.33	Management Fee
00001331	09/05/2020	Sale; Crossfit Esplanade		\$135.33	Management Fee
00001337	09/06/2020	Sale; Crossfit Esplanade		\$135.33	Management Fee
Total :			\$0.00	\$1,607.15	\$1,607.15cr

* Year-End Adjustments

General Ledger [Detail]

July 2019 To June 2020

ID No.	Date	Memo	Debit	Credit	Net Activity Allocation Memo
4-3030		Outgoings Unit 5			
Beginning Balance:			\$4,307.17cr		
00001295	12/07/2019	Sale; Crossfit Esplanade		\$249.58	SA Water April to June 2019; Stamp Duty; Insurance
00001299	11/08/2019	Sale; Crossfit Esplanade		\$815.02	Rates 2019-2020 Qtr #1-July/August/September 2019; Emergency Services Levy 2019-2020; Stamp Duty; Insurance September 2019
00001300	13/09/2019	Sale; Crossfit Esplanade		\$340.62	Community Corporation Fees 01/10/2019 to 31/12/2019; Stamp Duty; Insurance
00001302	11/10/2019	Sale; Crossfit Esplanade		\$246.01	SA Water July to September 2019; Stamp Duty; Insurance November-December 2019
00001306	13/11/2019	Sale; Crossfit Esplanade		\$479.99	Insurance ; Rates 2019-2020 Qtr #2
00001310	09/12/2019	Sale; Crossfit Esplanade		\$265.50	U5 Seaford Community Corporation Fees - January to March 2020
00001312	10/01/2020	Sale; Crossfit Esplanade		\$377.74	SA Water October to December, 2019; Insurance - February/March; Insurance - January/February
00001316	11/02/2020	Sale; Crossfit Esplanade		\$479.99	Rates January/February/March 2020; Insurance March/April 2020
00001319	06/03/2020	Sale; Crossfit Esplanade		\$7.90	Adjustment for Insurance - Charged Inclusive of GST, when it should be + GST
00001321	09/03/2020	Sale; Crossfit Esplanade		\$352.39	Community Corporation Fees April/May/June 2020; Insurance April/May 2020
00001327	09/04/2020	Sale; Crossfit Esplanade		\$319.28	SA Water January to March 2020; Insurance May/June 2020
00001331	09/05/2020	Sale; Crossfit Esplanade		\$487.89	Rates April / May / June 2020; Insurance June/July 2020
00001337	09/06/2020	Sale; Crossfit Esplanade		\$352.39	Community Corp Fees 01/07/2020 to 30/09/2020; Insurance July/August 2020
Total :			\$0.00	\$4,774.30	\$4,774.30cr
Grand Total :			\$3,447.92	\$26,817.92	

Net Rent \$23,370

30100 - Accountancy Fees

2020 Financial Year

Preparer Kelly Fu

Reviewer Kelly Fu

Status Completed

Account Code	Description	CY Balance	LY Balance	Change
30100	Accountancy Fees	\$5,940.00	\$5,940.00	0%
TOTAL		CY Balance	LY Balance	
		\$5,940.00	\$5,940.00	

Supporting Documents

- General Ledger [Report](#)
- 30100 - accounting fee paid.pdf

Standard Checklist

- Attach all source documentation
- Ensure all Transactions have been entered

Crossley Stephenson Superannuation Fund

General Ledger

For The Period 01 July 2019 - 30 June 2020

Transaction Date	Description	Units	Debit	Credit	Balance \$
Accountancy Fees (30100)					
<u>Accountancy Fees (30100)</u>					
07/10/2019	WITHDRAWAL ONLINE 1471531 PYMT PDK Financ Invoice 41700		5,940.00		5,940.00 DR
			5,940.00		5,940.00 DR

Total Debits: 5,940.00

Total Credits: 0.00

TAX INVOICE

Invoice Date 23 September 2019

Invoice No. 41700

Client Code CROSTSF

Crossley Stephenson Superannuation Fund
11 The Promenade
CAMP HILL QLD 4152

To our Professional Fees and Charges in attending to the following :-

Preparation of Financial Statements and Statutory Minutes for the Crossley Stephenson Superannuation Fund for the year ended 30 June 2019.

Preparation and lodgement of Fund Income Tax Return for the Crossley Stephenson Superannuation Fund for the year ended 30 June 2019 including schedules as required.

Preparation and lodgement of 2019 Request to adjust concessional contributions.

Preparation of 2019 year end adjusting journal.

Preparation and lodgement of Australian Securities and Investments Commission Annual Company Statement for CSSF Nominees Pty Ltd.

Preparation and Lodgement of Solvency Resolution.

Attendance to Lodgement, Signatures, Photocopying etc.

Our Fee Total
Plus: GST

5,400.00
540.00

TOTAL FEE

\$5,940.00

30400 - ATO Supervisory Levy

2020 Financial Year

Preparer Kelly Fu

Reviewer Kelly Fu

Status Completed

Account Code	Description	CY Balance	LY Balance	Change
30400	ATO Supervisory Levy	\$259.00	\$259.00	0%
TOTAL		CY Balance	LY Balance	
		\$259.00	\$259.00	

Supporting Documents

- General Ledger [Report](#)

Standard Checklist

- Attach all source documentation
- Ensure all Transactions have been entered

Crossley Stephenson Superannuation Fund

General Ledger

For The Period 01 July 2019 - 30 June 2020

Transaction Date	Description	Units	Debit	Credit	Balance \$
ATO Supervisory Levy (30400)					
<u>ATO Supervisory Levy (30400)</u>					
07/10/2019	WITHDRAWAL ONLINE 0014554 BPAY TAX OFFICE 20182019SMSFTax		259.00		259.00 DR
			259.00		259.00 DR

Total Debits: 259.00

Total Credits: 0.00

30700 - Auditor's Remuneration

2020 Financial Year

Preparer Kelly Fu

Reviewer Kelly Fu

Status Completed

Account Code	Description	CY Balance	LY Balance	Change
30700	Auditor's Remuneration	\$1,320.00	\$1,320.00	0%
TOTAL		CY Balance	LY Balance	
		\$1,320.00	\$1,320.00	

Supporting Documents

- General Ledger [Report](#)
- 30700 - auditing fee paid.pdf

Standard Checklist

- Attach all source documentation
- Ensure all Transactions have been entered

Crossley Stephenson Superannuation Fund

General Ledger

For The Period 01 July 2019 - 30 June 2020

Transaction Date	Description	Units	Debit	Credit	Balance \$
Auditor's Remuneration (30700)					
Auditor's Remuneration (30700)					
07/10/2019	WITHDRAWAL ONLINE 1471407 PYMT PDK Financ Invoice 41699		1,320.00		1,320.00 DR
			1,320.00		1,320.00 DR

Total Debits: 1,320.00

Total Credits: 0.00

TAX INVOICE

Invoice Date 23 September 2019

Invoice No. 41699

Client Code CROSTSF

Crossley Stephenson Superannuation Fund
11 The Promenade
CAMP HILL QLD 4152

To our Professional Fees and Charges in attending to the following :-

Annual audit of the records, financial statements and tax return of the Crossley Stephenson Superannuation Fund for the year ended 30 June 2019 as required under SIS Regulations.

Preparation of Audit Report.

Review of statutory minute book documentation for history of fund per requirements under SIS Legislation.

Review of property on Limited Recourse Borrowing Arrangement.

Certificate of Title Search.

All audit matters generally.

Our Fee Total	1,200.00
Plus: GST	120.00
TOTAL FEE	\$1,320.00

Remittance Advice - Please return with your payment

Payment required within Fourteen (14) Days from date of Invoice

Invoice Due Date - 07 October 2019

Please forward cheques to:
PDK Financial Synergy P/L
PO Box 3685
ADELAIDE SA 5000

Credit Card: Mastercard/Visa (Please circle)

Card No:

Expires: ____ / ____

For Direct Deposit:
BSB: 035-000
Account No: 683075

Name on Card: _____

Signature: _____

Client Code: CROSTSF

Invoice No: 41699

Amount Due: \$1,320.00

Amount Paid: \$ _____

Liability limited by a scheme approved under Professional Standards Legislation

30800 - ASIC Fees

2020 Financial Year

Preparer Kelly Fu

Reviewer Kelly Fu

Status Completed

Account Code	Description	CY Balance	LY Balance	Change
30800	ASIC Fees	\$267.00	\$263.00	1.52%
TOTAL		CY Balance	LY Balance	
		\$267.00	\$263.00	

Supporting Documents

- General Ledger [Report](#)
- 30800 - ASIC fee paid.pdf

Standard Checklist

- Attach all source documentation
- Ensure all Transactions have been entered

Crossley Stephenson Superannuation Fund

General Ledger

For The Period 01 July 2019 - 30 June 2020

Transaction Date	Description	Units	Debit	Credit	Balance \$
ASIC Fees (30800)					
ASIC Fees (30800)					
22/01/2020	WITHDRAWAL ONLINE 5154194 BPAY ASIC ASICAnnualReview		267.00		267.00 DR
			267.00		267.00 DR

Total Debits: 267.00

Total Credits: 0.00

**ASIC**

Australian Securities & Investments Commission

ABN 86 768 265 615

Inquiries

www.asic.gov.au/invoices

1300 300 630

CSSF NOMINEES PTY LTD
 PDK FINANCIAL SYNERGY PTY LTD
 PO BOX 3685 ADELAIDE SA 5000

INVOICE STATEMENT

Issue date 22 Nov 19

CSSF NOMINEES PTY LTD

ACN 154 393 165

Account No. 22 154393165

Summary

Opening Balance	\$0.00
New items	\$267.00
Payments & credits	\$0.00
TOTAL DUE	\$267.00

- Amounts are not subject to GST. (Treasurer's determination - exempt taxes, fees and charges).
- Payment of your annual review fee will maintain your registration as an Australian company.

Transaction details are listed on the back of this page

Please pay

Immediately	\$0.00
By 22 Jan 20	\$267.00

If you have already paid please ignore this invoice statement.

- Late fees will apply if you do NOT
 - tell us about a change during the period that the law allows
 - bring your company or scheme details up to date within 28 days of the date of issue of the annual statement, or
 - pay your review fee within 2 months of the annual review date.
- Information on late fee amounts can be found on the ASIC website.

**ASIC**

Australian Securities & Investments Commission

PAYMENT SLIP**CSSF NOMINEES PTY LTD**

ACN 154 393 165

Account No: 22 154393165



22 154393165

TOTAL DUE	\$267.00
Immediately	\$0.00
By 22 Jan 20	\$267.00

Payment options are listed on the back of this payment slip



Bill Code: 17301
Ref: 2291543931656



*814 129 0002291543931656 18

30900 - Advisor Fees

2020 Financial Year

Preparer Kelly Fu

Reviewer Kelly Fu

Status Completed

Account Code	Description	CY Balance	LY Balance	Change
30900	Advisor Fees	\$410.00	\$1,230.00	(66.67)%
TOTAL		CY Balance	LY Balance	
		\$410.00	\$1,230.00	

Supporting Documents

○ General Ledger [Report](#)

Standard Checklist

- Attach all source documentation
- Ensure all Transactions have been entered

Notes

Kelly Fu

Note

Per client notes: Hi Kelly, Thanks for the email. In regards to the queries, once we sold the shares, we stopped the Advisor Services, so that is why this ceased.

01/09/2020 01:15

Crossley Stephenson Superannuation Fund

General Ledger

For The Period 01 July 2019 - 30 June 2020

Transaction Date	Description	Units	Debit	Credit	Balance \$
Advisor Fees (30900)					
<i>Advisor Fees (30900)</i>					
10/07/2019	PAYMENT BY AUTHORITY TO HILLROSS FINANCIAL SERVICES LIMITED HILLROSS FINANCI 60031275-5		102.50		102.50 DR
12/08/2019	PAYMENT BY AUTHORITY TO HILLROSS FINANCIAL SERVICES LIMITED HILLROSS FINANCI HRFS2494307378		102.50		205.00 DR
10/09/2019	PAYMENT BY AUTHORITY TO HILLROSS FINANCIAL SERVICES LIMITED HILLROSS FINANCI HRFS2515963547		102.50		307.50 DR
10/10/2019	PAYMENT BY AUTHORITY TO HILLROSS FINANCIAL SERVICES LIMITED HILLROSS FINANCI HRFS2537822079		102.50		410.00 DR
			410.00		410.00 DR

Total Debits: 410.00

Total Credits: 0.00

31500 - Bank Charges

2020 Financial Year

Preparer Kelly Fu

Reviewer Kelly Fu

Status Completed

Account Code	Description	CY Balance	LY Balance	Change
31500	Bank Charges	\$708.73	\$3.35	21056.12%
TOTAL		CY Balance	LY Balance	
		\$708.73	\$3.35	

Supporting Documents

- General Ledger [Report](#)

Standard Checklist

- Attach all source documentation
- Ensure all Transactions have been entered

Crossley Stephenson Superannuation Fund

General Ledger

For The Period 01 July 2019 - 30 June 2020

Transaction Date	Description	Units	Debit	Credit	Balance \$
Bank Charges (31500)					
<u>Bank Charges (31500)</u>					
13/08/2019	337595 JNL337596 SMS Confirmation C/N Fee A/c:6631632		0.33		0.33 DR
13/08/2019	337592 JNL337592 SMS Confirmation C/N Fee A/c:6631631		0.33		0.66 DR
13/08/2019	337595 JNL337595 SMS Confirmation C/N Fee A/c:6631631		0.33		0.99 DR
13/08/2019	337597 JNL337597 SMS Confirmation C/N Fee A/c:6631631		0.33		1.32 DR
05/09/2019	348545 JNL348545 SMS Confirmation C/N Fee A/c:6631631		0.33		1.65 DR
05/09/2019	348547 JNL348547 SMS Confirmation C/N Fee A/c:6631631		0.33		1.98 DR
05/09/2019	348546 JNL348546 SMS Confirmation C/N Fee A/c:6631631		0.33		2.31 DR
12/09/2019	ESTABLISHMENT FEE		410.00		412.31 DR
22/10/2019	BANK SOLICITOR'S FEE 21908622		275.00		687.31 DR
01/11/2019	TRANSACTION FEE		1.00		688.31 DR
28/11/2019	392868 JNL392868 SMS Confirmation C/N Fee A/c:6631631		0.33		688.64 DR
28/11/2019	392880 JNL392880 SMS Confirmation C/N Fee A/c:6631631		0.33		688.97 DR
28/11/2019	392889 JNL392889 SMS Confirmation C/N Fee A/c:6631631		0.33		689.30 DR
28/11/2019	392872 JNL392872 SMS Confirmation C/N Fee A/c:6631631		0.33		689.63 DR
28/11/2019	392894 JNL392894 SMS Confirmation C/N Fee A/c:6631631		0.33		689.96 DR
28/11/2019	392883 JNL392883 SMS Confirmation C/N Fee A/c:6631631		0.33		690.29 DR
28/11/2019	392876 JNL392876 SMS Confirmation C/N Fee A/c:6631631		0.33		690.62 DR
28/11/2019	392897 JNL392897 SMS Confirmation C/N Fee A/c:6631631		0.33		690.95 DR
28/11/2019	392886 JNL392886 SMS Confirmation C/N Fee A/c:6631631		0.33		691.28 DR
28/11/2019	392879 JNL392879 SMS Confirmation C/N Fee A/c:6631631		0.33		691.61 DR
28/11/2019	392881 JNL392881 SMS Confirmation C/N Fee A/c:6631631		0.33		691.94 DR
28/11/2019	392866 JNL392866 SMS Confirmation C/N Fee A/c:6631631		0.33		692.27 DR
28/11/2019	392885 JNL392885 SMS Confirmation C/N Fee A/c:6631631		0.33		692.60 DR
28/11/2019	392888 JNL392888 SMS Confirmation C/N Fee A/c:6631631		0.33		692.93 DR
28/11/2019	392871 JNL392871 SMS Confirmation C/N Fee A/c:6631631		0.33		693.26 DR
28/11/2019	392891 JNL392891 SMS Confirmation C/N Fee A/c:6631631		0.33		693.59 DR
28/11/2019	392875 JNL392875 SMS Confirmation C/N Fee A/c:6631631		0.33		693.92 DR
28/11/2019	392896 JNL392896 SMS Confirmation C/N Fee A/c:6631631		0.33		694.25 DR
28/11/2019	392884 JNL392884 SMS Confirmation C/N Fee A/c:6631631		0.33		694.58 DR
28/11/2019	392887 JNL392887 SMS Confirmation C/N Fee A/c:6631631		0.33		694.91 DR
28/11/2019	392865 JNL392865 SMS Confirmation C/N Fee A/c:6631631		0.33		695.24 DR
28/11/2019	392870 JNL392870 SMS Confirmation C/N Fee A/c:6631631		0.33		695.57 DR

Crossley Stephenson Superannuation Fund

General Ledger

For The Period 01 July 2019 - 30 June 2020

Transaction Date	Description	Units	Debit	Credit	Balance \$
28/11/2019	392890 JNL392890 SMS Confirmation C/N Fee A/c:6631631		0.33		695.90 DR
28/11/2019	392874 JNL392874 SMS Confirmation C/N Fee A/c:6631631		0.33		696.23 DR
16/01/2020	FEE FOR PURCHASE OF BANKCHEQUE		10.00		706.23 DR
03/02/2020	TRANSACTION FEE		2.50		708.73 DR
			708.73		708.73 DR

Total Debits: 708.73

Total Credits: 0.00

31800 - Borrowing Expenses

2020 Financial Year

Preparer Kelly Fu

Reviewer Kelly Fu

Status Completed

Account Code	Description	CY Balance	LY Balance	Change
31800	Borrowing Expenses	\$1,580.41	\$317.65	397.53%
TOTAL		CY Balance	LY Balance	
		\$1,580.41	\$317.65	

Supporting Documents

- General Ledger [Report](#)
- 66000, 31800 - Borrowing costs and amortisation exp.pdf

Standard Checklist

- Attach all source documentation
- Ensure all Transactions have been entered

Crossley Stephenson Superannuation Fund

General Ledger

For The Period 01 July 2019 - 30 June 2020

Transaction Date	Description	Units	Debit	Credit	Balance \$
Borrowing Expenses (31800)					
<u>Borrowing Expenses (31800)</u>					
30/06/2020	Borrowing expenses		1,580.41		1,580.41 DR
			1,580.41		1,580.41 DR
Total Debits:	1,580.41				
Total Credits:	0.00				

**Westpac Business Loan
30/09/2016**

valuation fee	1,281.25	
title search fee	150.00	
Registration Fee	157.00	
		<u>1,588.25</u>

30/06/2017	237.58	1,350.67
30/06/2018	317.65	1,033.02
30/06/2019	317.65	715.37
29/06/2020	317.65	397.72
29/06/2021	317.65	80.07
29/06/2022	80.07	-

1,588.25

**Liberty Loan
17/01/2020**

27/11/2019 Application Fee	795
13/12/2019 Valuation Payment	1,430.00
15/01/2020 Mortgage Registration Fee	192
15/01/2020 Transfer of Land Registration Fee	2,784.00
17/01/2020 Establishment Fee	6,750.00
17/01/2020 Property Search Fees	30.9
17/01/2020 Document Preparation Fee	695
17/01/2020 Settlement Fee	595
17/01/2020 Trust Investigation Fee	695

13,966.90

30/06/2020	1,262.76	12,704.14
30/06/2021	2,793.38	9,910.76
30/06/2022	2,793.38	7,117.38
30/06/2023	2,793.38	4,324.00
30/06/2024	2,793.38	1,530.62
30/06/2025	1,530.62	0.00

13,966.90

\$1,580.41	31800
\$13,101.85	66000

33400 - Depreciation

2020 Financial Year

Preparer Kelly Fu

Reviewer Kelly Fu

Status Completed

Account Code	Description	CY Balance	LY Balance	Change
STUCROSS11	7/27 Lindsay Road, Lonsdale SA 5160	\$473.00	\$315.00	50.16%
CSSFU8CARPET	Carpet - 8/27 Lindsay Rd		\$212.68	100%
STUCROSS31	5/16 Farrow Circuit, Seaford SA 5169	\$185.00	\$294.00	(37.07)%
STUCROSS21	8/27 Lindsay Road, Lonsdale SA 5160	\$472.00	\$313.00	50.8%
CROSSLEY_SOLARSYSTEM	Solar System 3kw - Unit 8/ 27 Lindsay Rd, Lonsdale	\$103.07	\$114.52	(10)%
CSSFU8HWS	Hot Water System - 8/27 Lindsey Rd	\$57.61	\$69.14	(16.68)%
CSSFHENDON	3/4 Florence Street, Hendon SA 5014	\$869.00	\$1,392.00	(37.57)%
CROSSLEY_AIRCONDITIO	Air Conditioner - Unit 7/ 27 Lindsay Rd, Lonsdale	\$107.04	\$133.80	(20)%
CSSF_EAGALFARM	17/109 Holt Street, Eagle Farm QLD 4009	\$11,441.00		100%
TOTAL		CY Balance	LY Balance	
		\$13,707.72	\$2,844.14	

Supporting Documents

- Depreciation Schedule Report [Report](#)
- 33400 - BMT depn and capital deduction Reports - U3, U7, U8, U5, U17.pdf

Standard Checklist

- Attach Depreciation Schedule

Crossley Stephenson Superannuation Fund

Depreciation Schedule for the period 01 July 2019 to 30 June 2020

Investment	Cost	Opening Written Down Value	Adjustments			Depreciation				
			Disposals/ Decrease	Additions/ Increase	Total Value For Depreciation ¹	Method	Rate	Calculated Depreciation ²	Posted Depreciation ³	Closing Written Down Value
Plant and Equipment (at written down value) - Unitised										
Air Conditioner - Unit 7/ 27 Lindsay Rd, Lonsdale										
	1,390.00	535.22			535.22	Diminishing Value	20.00 %	107.04	107.04	428.18
Hot Water System - 8/27 Lindsey Rd										
	500.00	345.61			345.61	Diminishing Value	16.67 %	57.61	57.61	288.00
Solar System 3kw - Unit 8/ 27 Lindsay Rd, Lonsdale										
	1,818.18	1,030.67			1,030.67	Diminishing Value	10.00 %	103.07	103.07	927.60
	3,708.18	1,911.50			1,911.50				267.72	1,643.78
	3,708.18	1,911.50			1,911.50				267.72	1,643.78

¹ Amounts have been pro rated based on number of days in the year

² Depreciation calculated as per depreciation method

³ Depreciation amounts posted to the ledger

1.1 Depreciation of Plant and Equipment

This section lists the 'Plant & Equipment' relevant to this property and their corresponding depreciation claims under the Diminishing Value method. This schedule also shows the total depreciation claim for the items that have been allocated to the low-value pool.

The depreciation of 'Plant & Equipment' in these schedules is in accordance with the relevant depreciation legislation provided by the ATO at the date this report has been prepared.

The basic depreciation rates shown in the schedule have been calculated on the basis of the commissioner's effective life estimates outlined in the above rulings. The effective life of an asset is divided into either 150 or 200 to determine the basic Diminishing Value rate for the asset depending on when the item was purchased.

1.2 Diminishing Value Total - Plant & Equipment and Division 43

Date	Division 40			Division 43	Total (\$)
	Effective Life Plant	Pooled Plant	Total Division 40		
1-Oct-16 to 30-Jun-17	2,404	798	3,202	4,951	8,153
1-Jul-17 to 30-Jun-18	1,033	1,297	2,330	6,595	8,925
1-Jul-18 to 30-Jun-19	0	1,392	1,392	6,595	7,987
1-Jul-19 to 30-Jun-20	0	869	869	6,595	7,464
1-Jul-20 to 30-Jun-21	0	543	543	6,595	7,138
1-Jul-21 to 30-Jun-22	0	339	339	6,595	6,934
1-Jul-22 to 30-Jun-23	0	213	213	6,595	6,808
1-Jul-23 to 30-Jun-24	0	132	132	6,595	6,727
1-Jul-24 to 30-Jun-25	0	83	83	6,595	6,678
1-Jul-25 to 30-Jun-26	0	51	51	6,595	6,646

tax deduction

Please refer to Appendix one for a comparison of the total allowable depreciation of both the Diminishing Value method and the Prime Cost method. This table can be viewed graphically in Appendix two and three.

1.1 Depreciation of Plant and Equipment

This section lists the 'Plant & Equipment' relevant to this property and their corresponding depreciation claims under the Diminishing Value method. This schedule also shows the total depreciation claim for the items that have been allocated to the low-value pool.

The depreciation of 'Plant & Equipment' in these schedules is in accordance with Income Tax Order 1217 (for items acquired before 1 July 1991), Income Tax Ruling IT 2685 (for items acquired before 1 January 2001), Tax Ruling TR 2000/18 (for items acquired before 1 July 2006), Tax Ruling TR 2006/5 & subsequent addendums (for items acquired from 1 July 2006).

The basic depreciation rates shown in the schedule have been calculated on the basis of the commissioner's effective life estimates outlined in the above rulings. The effective life of an asset is divided into either 150 or 200 to determine the basic Diminishing Value rate for the asset depending on when the item was purchased.

1.2 Diminishing Value Total - Plant & Equipment and Division 43

Date	Division 40			Division 43	Total (\$)
	Effective Life Plant	Pooled Plant	Total Division 40		
14-Jan-12 to 30-Jun-12	1,177	797	1,974	2,534	4,508
1-Jul-12 to 30-Jun-13	1,281	1,294	2,575	5,455	8,030
1-Jul-13 to 30-Jun-14	527	1,178	1,705	5,455	7,160
1-Jul-14 to 30-Jun-15	271	1,057	1,328	5,455	6,783
1-Jul-15 to 30-Jun-16	235	660	895	5,455	6,350
1-Jul-16 to 30-Jun-17	203	412	615	5,455	6,070
1-Jul-17 to 30-Jun-18	176	257	433	5,455	5,888
1-Jul-18 to 30-Jun-19	153	162	315	5,455	5,770
1-Jul-19 to 30-Jun-20	0	473	473	5,455	5,928
1-Jul-20 to 30-Jun-21	0	295	295	5,455	5,750

Please refer to Appendix one for a comparison of the total allowable depreciation of both the Diminishing Value method and the Prime Cost method. This table can be viewed graphically in Appendix two and three.

1.1 Depreciation of Plant and Equipment

This section lists the 'Plant & Equipment' relevant to this property and their corresponding depreciation claims under the Diminishing Value method. This schedule also shows the total depreciation claim for the items that have been allocated to the low-value pool.

The depreciation of 'Plant & Equipment' in these schedules is in accordance with Income Tax Order 1217 (for items acquired before 1 July 1991), Income Tax Ruling IT 2685 (for items acquired before 1 January 2001), Tax Ruling TR 2000/18 (for items acquired before 1 July 2006), Tax Ruling TR 2006/5 & subsequent addendums (for items acquired from 1 July 2006).

The basic depreciation rates shown in the schedule have been calculated on the basis of the commissioner's effective life estimates outlined in the above rulings. The effective life of an asset is divided into either 150 or 200 to determine the basic Diminishing Value rate for the asset depending on when the item was purchased.

1.2 Diminishing Value Total - Plant & Equipment and Division 43

Date	Division 40			Division 43	Total (\$)
	Effective Life Plant	Pooled Plant	Total Division 40		
14-Jan-12 to 30-Jun-12	1,177	773	1,950	2,509	4,459
1-Jul-12 to 30-Jun-13	1,281	1,258	2,539	5,401	7,940
1-Jul-13 to 30-Jun-14	527	1,154	1,681	5,401	7,082
1-Jul-14 to 30-Jun-15	271	1,043	1,314	5,401	6,715
1-Jul-15 to 30-Jun-16	235	651	886	5,401	6,287
1-Jul-16 to 30-Jun-17	203	406	609	5,401	6,010
1-Jul-17 to 30-Jun-18	176	254	430	5,401	5,831
1-Jul-18 to 30-Jun-19	153	160	313	5,401	5,714
1-Jul-19 to 30-Jun-20	0	472	472	5,401	5,873
1-Jul-20 to 30-Jun-21	0	294	294	5,401	5,695

Please refer to Appendix one for a comparison of the total allowable depreciation of both the Diminishing Value method and the Prime Cost method. This table can be viewed graphically in Appendix two and three.

1.1 Depreciation of Plant and Equipment

This section lists the 'Plant & Equipment' relevant to this property and their corresponding depreciation claims under the Diminishing Value method. This schedule also shows the total depreciation claim for the items that have been allocated to the low-value pool.

The depreciation of 'Plant & Equipment' in these schedules is in accordance with the relevant depreciation legislation provided by the ATO at the date this report has been prepared.

The basic depreciation rates shown in the schedule have been calculated on the basis of the commissioner's effective life estimates outlined in the above rulings. The effective life of an asset is divided into either 150 or 200 to determine the basic Diminishing Value rate for the asset depending on when the item was purchased.

1.2 Diminishing Value Total - Plant & Equipment and Division 43

Date	Division 40			Division 43	Total (\$)
	Effective Life Plant	Pooled Plant	Total Division 40		
2-Nov-13 to 30-Jun-14	2,307	920	3,227	2,801	6,028
1-Jul-14 to 30-Jun-15	485	1,496	1,981	4,225	6,206
1-Jul-15 to 30-Jun-16	0	1,208	1,208	4,225	5,433
1-Jul-16 to 30-Jun-17	0	754	754	4,225	4,979
1-Jul-17 to 30-Jun-18	0	473	473	4,225	4,698
1-Jul-18 to 30-Jun-19	0	294	294	4,225	4,519
1-Jul-19 to 30-Jun-20	0	185	185	4,225	4,410
1-Jul-20 to 30-Jun-21	0	115	115	4,225	4,340
1-Jul-21 to 30-Jun-22	0	71	71	4,225	4,296
1-Jul-22 to 30-Jun-23	0	45	45	4,225	4,270

Please refer to Appendix one for a comparison of the total allowable depreciation of both the Diminishing Value method and the Prime Cost method. This table can be viewed graphically in Appendix two and three.

Diminishing value method summary

Date	Effective life	Pooled plant	Division 40	Division 43	Total
17-Jan-20 to 30-Jun-20	4,839	6,602	11,441	3,003	14,444
1-Jul-20 to 30-Jun-21	6,682	13,677	20,359	6,580	26,939
1-Jul-21 to 30-Jun-22	4,240	9,509	13,749	6,580	20,329
1-Jul-22 to 30-Jun-23	2,954	6,297	9,251	6,580	15,831
1-Jul-23 to 30-Jun-24	2,337	4,286	6,623	6,580	13,203
1-Jul-24 to 30-Jun-25	1,803	3,017	4,820	6,580	11,400
1-Jul-25 to 30-Jun-26	1,489	1,886	3,375	6,580	9,955
1-Jul-26 to 30-Jun-27	1,234	1,183	2,417	6,580	8,997
1-Jul-27 to 30-Jun-28	1,026	737	1,763	6,580	8,343
1-Jul-28 to 30-Jun-29	655	765	1,420	6,580	8,000
1-Jul-29 to 30-Jun-30	567	475	1,042	6,580	7,622
1-Jul-30 to 30-Jun-31	492	300	792	6,580	7,372
1-Jul-31 to 30-Jun-32	426	187	613	6,580	7,193
1-Jul-32 to 30-Jun-33	369	119	488	6,580	7,068
1-Jul-33 to 30-Jun-34	320	74	394	6,580	6,974
1-Jul-34 to 30-Jun-35	277	48	325	6,580	6,905
1-Jul-35 to 30-Jun-36	241	30	271	6,580	6,851
1-Jul-36 to 30-Jun-37	208	19	227	6,580	6,807
1-Jul-37 to 30-Jun-38	181	10	191	6,580	6,771
1-Jul-38 to 30-Jun-39	157	6	163	6,580	6,743
1-Jul-39 to 30-Jun-40	136	2	138	6,580	6,718
1-Jul-40 to 30-Jun-41	0	331	331	6,580	6,911
1-Jul-41 to 30-Jun-42	0	208	208	6,580	6,788
1-Jul-42 to 30-Jun-43	0	129	129	6,580	6,709
1-Jul-43 to 30-Jun-44	0	81	81	6,580	6,661
1-Jul-44 to 30-Jun-45	0	50	50	6,580	6,630
1-Jul-45 to 30-Jun-46	0	32	32	6,580	6,612
1-Jul-46 to 30-Jun-47	0	20	20	6,580	6,600
1-Jul-47 to 30-Jun-48	0	12	12	6,580	6,592
1-Jul-48 to 30-Jun-49	0	8	8	6,580	6,588
1-Jul-49 to 30-Jun-50	0	5	5	6,580	6,585
1-Jul-50 to 30-Jun-51	0	3	3	6,580	6,583
1-Jul-51 to 30-Jun-52	0	2	2	6,580	6,582
1-Jul-52 to 30-Jun-53	0	1	1	6,580	6,581
1-Jul-53 to 30-Jun-54	0	1	1	6,580	6,581
1-Jul-54 to 30-Jun-55	0	0	0	6,580	6,580
1-Jul-55 to 30-Jun-56	0	0	0	6,580	6,580
1-Jul-56 to 30-Jun-57	0	0	0	6,580	6,580
1-Jul-57 to 30-Jun-58	0	0	0	2,496	2,496
1-Jul-58 to 30-Jun-59	0	0	0	0	0
1-Jul-59 to 30-Jun-60	0	0	0	0	0
Total	30,633	50,112	80,745	248,959	329,704

The contents of this page are subject to and must be read in conjunction with the disclaimer on page 7

39000 - Life Insurance Premiums

2020 Financial Year

Preparer Kelly Fu

Reviewer Kelly Fu

Status Completed

Account Code	Description	CY Balance	LY Balance	Change
STESHA00001A	(Life Insurance Premiums) Stephenson, Sharon - Accumulation (Accumulation)	\$1,060.66	\$919.45	15.36%
CROSTU00001A	(Life Insurance Premiums) Crossley, Stuart - Accumulation (Accumulation)	\$3,281.22	\$2,857.68	14.82%
TOTAL		CY Balance	LY Balance	
		\$4,341.88	\$3,777.13	

Supporting Documents

- General Ledger [Report](#)
- 39000 - AMP insurance Sharon.pdf
- 39000 - Stuart's Zurich Annual Statement.pdf

Standard Checklist

- Attach all source documentation
- Ensure all Transactions have been entered

Crossley Stephenson Superannuation Fund

General Ledger

For The Period 01 July 2019 - 30 June 2020

Transaction Date	Description	Units	Debit	Credit	Balance \$
Life Insurance Premiums (39000)					
<u>(Life Insurance Premiums) Crossley, Stuart - Accumulation (CROSTU00001A)</u>					
15/07/2019	PAYMENT BY AUTHORITY TO ZURICH AUST LIFE INS ZURICH LIFE M030597 3F		257.58		257.58 DR
13/08/2019	PAYMENT BY AUTHORITY TO ZURICH AUST LIFE INS ZURICH LIFE M030597 3F		257.58		515.16 DR
13/09/2019	PAYMENT BY AUTHORITY TO ZURICH AUST LIFE INS ZURICH LIFE M030597 3F		257.58		772.74 DR
14/10/2019	PAYMENT BY AUTHORITY TO ZURICH AUST LIFE INS ZURICH LIFE M030597 3F		257.58		1,030.32 DR
13/11/2019	PAYMENT BY AUTHORITY TO ZURICH AUST LIFE INS ZURICH LIFE M030597 3F		257.58		1,287.90 DR
13/12/2019	PAYMENT BY AUTHORITY TO ZURICH AUST LIFE INS ZURICH LIFE M030597 3F		257.58		1,545.48 DR
13/01/2020	PAYMENT BY AUTHORITY TO ZURICH AUST LIFE INS ZURICH LIFE M030597 3F		289.29		1,834.77 DR
13/02/2020	PAYMENT BY AUTHORITY TO ZURICH AUST LIFE INS ZURICH LIFE M030597 3F		289.29		2,124.06 DR
13/03/2020	PAYMENT BY AUTHORITY TO ZURICH AUST LIFE INS ZURICH LIFE M030597 3F		289.29		2,413.35 DR
14/04/2020	PAYMENT BY AUTHORITY TO ZURICH AUST LIFE INS ZURICH LIFE M030597 3F		289.29		2,702.64 DR
13/05/2020	PAYMENT BY AUTHORITY TO ZURICH AUST LIFE INS ZURICH LIFE M030597 3F		289.29		2,991.93 DR
15/06/2020	PAYMENT BY AUTHORITY TO ZURICH AUST LIFE INS ZURICH LIFE M030597 3F		289.29		3,281.22 DR
			3,281.22		3,281.22 DR
<u>(Life Insurance Premiums) Stephenson, Sharon - Accumulation (STESHA00001A)</u>					
15/07/2019	PAYMENT BY AUTHORITY TO A. M. P. SOCIETY AMP LIFE LIMITED A1970172-U		80.35		80.35 DR
15/08/2019	PAYMENT BY AUTHORITY TO A. M. P. SOCIETY AMP LIFE LIMITED A1970172-U		80.35		160.70 DR
16/09/2019	PAYMENT BY AUTHORITY TO A. M. P. SOCIETY AMP LIFE LIMITED A1970172-U		80.35		241.05 DR
15/10/2019	PAYMENT BY AUTHORITY TO A. M. P. SOCIETY AMP LIFE LIMITED A1970172-U		80.35		321.40 DR
15/11/2019	PAYMENT BY AUTHORITY TO A. M. P. SOCIETY AMP LIFE LIMITED A1970172-U		80.35		401.75 DR
16/12/2019	PAYMENT BY AUTHORITY TO A. M. P. SOCIETY AMP LIFE LIMITED A1970172-U		94.13		495.88 DR
15/01/2020	PAYMENT BY AUTHORITY TO A. M. P. SOCIETY AMP LIFE LIMITED A1970172-U		94.13		590.01 DR
17/02/2020	PAYMENT BY AUTHORITY TO A. M. P. SOCIETY AMP LIFE LIMITED A1970172-U		94.13		684.14 DR
16/03/2020	PAYMENT BY AUTHORITY TO A. M. P. SOCIETY AMP LIFE LIMITED		94.13		778.27 DR

Crossley Stephenson Superannuation Fund

General Ledger

For The Period 01 July 2019 - 30 June 2020

Transaction Date	Description	Units	Debit	Credit	Balance \$
	A1970172-U				
15/04/2020	PAYMENT BY AUTHORITY TO A. M. P. SOCIETY AMP LIFE LIMITED		94.13		872.40 DR
	A1970172-U				
15/05/2020	PAYMENT BY AUTHORITY TO A. M. P. SOCIETY AMP LIFE LIMITED		94.13		966.53 DR
	A1970172-U				
15/06/2020	PAYMENT BY AUTHORITY TO A. M. P. SOCIETY AMP LIFE LIMITED		94.13		1,060.66 DR
	A1970172-U				
			1,060.66		1,060.66 DR

Total Debits: 4,341.88

Total Credits: 0.00

AMP Flexible Lifetime - Protection (VT5192055D)

Summary

General details	
Owner name	CROSSLEY & STEPHEN ATF CROSSLEY & STEPHEN SF
Life insured name	SHARON STEPHENSON
Date of birth	05 Feb 1970

Plan details	
Plan started	07 Dec 2011
Plan instalment premium	\$94.13
Payment frequency	Monthly
Plan fee	\$8.78
Risk commission regime	Upfront
Risk commission regime code	01
Tax file number held	No

Product Contact details	
Address	THE TRUSTEES PO BOX 116 WEST BEACH SA 5024 Australia

Financial planner details	
Financial planner name	Mr Richard John Lovell
Business telephone number	08 8373 6420

Insurance details

Death Cover for SHARON STEPHENSON	
Benefit amount	\$110,809.00
Benefit start date	07 Dec 2011
Benefit end date	07 Dec 2069
Benefit link option	Linked
Benefit instalment premium amount	\$18.35
Benefit indexed with inflation	Yes
Benefit indexation minimum rate	5.00%
Assessment	Standard
Premium type	Stepped
Premium rate	Non-smoker
Medical	No

Insurance details (continued)

Total and Permanent Disablement Cover for SHARON STEPHENSON	
Benefit amount	\$332,427.00
Benefit start date	07 Dec 2011
Benefit end date	07 Dec 2069
Benefit link option	Linked
Benefit instalment premium amount	\$63.64
Benefit indexed with inflation	Yes
Benefit indexation minimum rate	5.00%
Assessment	Standard
Premium type	Stepped
Premium rate	Non-smoker
Medical	No
Occupation classification	Occupation group A

Total and Permanent Disablement Cover with TPD Plus option for SHARON STEPHENSON	
Benefit start date	07 Dec 2011
Benefit end date	07 Dec 2034
Benefit link option	Linked
Benefit indexed with inflation	Yes
Benefit indexation minimum rate	5.00%
Assessment	Standard
Premium type	Stepped
Premium rate	Non-smoker
Medical	No
Occupation classification	Occupation group A

Stamp duty	
Stamp duty	\$3.36

Transaction details

Transaction details		
Effective date	Description	Amount
07 Jun 2020	Premium Payment	\$94.13
07 May 2020	Premium Payment	\$94.13
07 Apr 2020	Premium Payment	\$94.13
07 Mar 2020	Premium Payment	\$94.13
07 Feb 2020	Premium Payment	\$94.13
07 Jan 2020	Premium Payment	\$94.13

Transaction details		
Effective date	Description	Amount
07 Dec 2019	Premium Payment	\$94.13
07 Nov 2019	Premium Payment	\$80.35
07 Oct 2019	Premium Payment	\$80.35
07 Sep 2019	Premium Payment	\$80.35
07 Aug 2019	Premium Payment	\$80.35
07 Jul 2019	Premium Payment	\$80.35

Zurich FutureWise Annual statement



☎ 017405
038

Crossley Stephenson Super Fund
11 The Promenade
CAMP HILL QLD 4152

Your adviser
Pdk Financial Solutions
08 8373 6420

www.zurich.com.au
Phone: 131 551
client.service@zurich.com.au
Fax: (02) 9995 3797
Locked Bag 994
North Sydney NSW 2059

Policy number
50213858

26 August 2020

Dear Trustee/s,

We are pleased to enclose your annual statement for the period ending 30 June 2020.

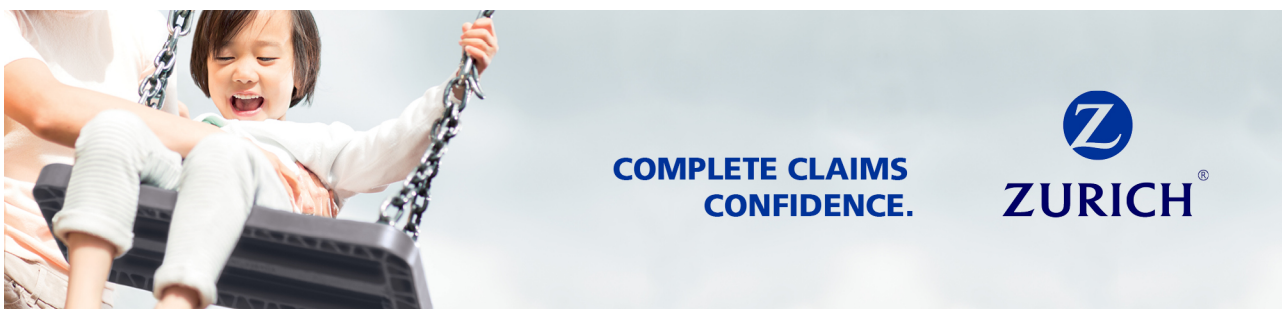
This statement is provided for information purposes only to assist you in preparing the annual return for your fund. Enclosed you will find details of the policy including cover provided, the amount of premiums paid during the statement period (including any fees or costs paid), together with other important policy information.

Please note that if you hold an Income Replacement or Income Protector policy with Zurich also, you will receive a separate Tax Deduction Notice for that policy.

It is very important that you take time to review your statement and then keep it in a safe place. If you have any questions about your annual statement or any of Zurich's other services, please speak to your financial adviser, Pdk Financial Solutions, or contact Zurich.

Yours sincerely,

Sasho Briskoski
Head of Customer Service Operations



Statement details

Statement period: 1 July 2019 to 30 June 2020

Your adviser
Pdk Financial Solutions
08 8373 6420

Policy details

Policy owner: Crossley Stephenson Super Fund
(Superannuation, held by external trustee)

Policy type: Zurich Life Insurance

Life insured: Mr Stuart Crossley

Insurance benefits

Benefit type	Benefit amount	Annual premium	Premium paid
Death & terminal illness benefit	\$929,231	\$2,052.00	\$1,903.08
TPD any occupation (linked to Death & Trauma)	\$95,470	\$163.80	\$151.38
TPD any occupation (linked to Death)	\$731,928	\$1,255.68	\$1,160.52

This policy is related to the Life Insurance policy shown on your Policy schedule. Premiums for the related policy are paid separately and are not included in the amounts shown in this notice. For more information about related policies, refer to the Zurich FutureWise PDS.

The Death benefit is the amount that may be payable on death of the life insured. A benefit may be payable on terminal illness of 100% of your Death benefit.

The Total and permanent disablement (TPD) benefit is the amount that may be payable upon total and permanent disability of the life insured which prevents them from working again in the future in accordance with the policy description.

All benefits are subject to the terms and conditions of the applicable policy and payable to the trustee of the fund. You must ensure any benefits paid are in accordance with your fund's trust deed and superannuation law.

The Annual premium is the annualised cost of cover as at the statement date.

The Premium paid is the amount of premium paid for the benefit during the statement period.

Fees and costs

The total premium paid for this policy

\$3,281.22

Stamp duty

This amount has been included in your premium:

\$66.24

Taxation

Insurance premiums for cover that would meet a condition of release are generally tax deductible to the complying superannuation fund. The information on premium amounts provided above is based on the price of the insurance policy and not necessarily the amount your fund can claim as a tax deduction. The amount of premium that is deductible varies depending on the type of cover. For example, premiums for life insurance cover are fully deductible whilst premiums for trauma cover are not deductible. Premiums may only be partially deductible such as for 'own' occupation disablement cover (TPD). Please contact your adviser or accountant for further information regarding the tax deductibility of premiums to your SMSF.

41800 - Postage, Printing and Stationery

2020 Financial Year

Preparer Kelly Fu

Reviewer Kelly Fu

Status Completed

Account Code	Description	CY Balance	LY Balance	Change
41800	Postage, Printing and Stationery	\$131.82		100%
TOTAL		CY Balance	LY Balance	
		\$131.82		

Supporting Documents

- General Ledger [Report](#)
- 41800 - Postage.pdf

Standard Checklist

- Attach all source documentation
- Ensure all Transactions have been entered

Crossley Stephenson Superannuation Fund


General Ledger

For The Period 01 July 2019 - 30 June 2020

Transaction Date	Description	Units	Debit	Credit	Balance \$
Postage, Printing and Stationery (41800)					
Postage, Printing and Stationery (41800)					
21/10/2019	WIBS22102019000000000000369480856		131.82		131.82 DR
			131.82		131.82 DR

Total Debits: 131.82

Total Credits: 0.00



SMSF Gateway Service - Post Office Payment Service

By selecting this payment option, you have chosen to pay for your SMSF Gateway Service order at a Post Office.

Please print this account and take it to a Post Office where you can pay over the counter with cash, EFTPOS or cheque (please make cheques payable to **Australia Post**).

Order

Sharon Stephenson
Order reference number: **658885**
Customer reference number: **1010738**
Date of issue: **14/10/2019**

Service summary

Refer to the following page for service details

Amount

\$ 145.00

Please allow up to 2 business days for your payment to be processed and your subscription details to be updated. You will receive a notification via email when your fund has been activated/renewed which will also include your tax invoice for this order.

If you change your mind and wish to pay for your order online, please disregard this account and select the online payment option within your online SMSF Gateway Service account.

Please send any enquiries regarding the SMSF Gateway Service to superannuation@auspost.com.au.

*Pd cheq #
300148*

Australia Post SMSF Gateway Service	
	Pay in-store at Australia Post
	
*3135 0000658885 2	\$145.00

Service details

3 Year(s) Registration for ABN 24 718 507 814

Amount

\$ 131.82

Total GST amount**\$ 13.18****Total amount (inc GST)****\$ 145.00**

41960 - Property Expenses - Council Rates

2020 Financial Year

Preparer Kelly Fu

Reviewer Kelly Fu

Status Completed

Account Code	Description	CY Balance	LY Balance	Change
STUCROSS11	7/27 Lindsay Road, Lonsdale SA 5160	\$1,628.78	\$1,517.95	7.3%
STUCROSS31	5/16 Farrow Circuit, Seaford SA 5169	\$1,606.05	\$1,495.76	7.37%
CSSFHENDON	3/4 Florence Street, Hendon SA 5014	\$4,571.85	\$4,410.70	3.65%
STUCROSS21	8/27 Lindsay Road, Lonsdale SA 5160	\$1,628.78	\$1,517.95	7.3%
CSSF_EAGALFARM	17/109 Holt Street, Eagle Farm QLD 4009	\$1,028.75		100%
TOTAL		CY Balance	LY Balance	
		\$10,464.21	\$8,942.36	

Supporting Documents

- General Ledger [Report](#)
- 41960 - council rates U7.pdf [STUCROSS11](#)
- 41960 - council rates U5.pdf [STUCROSS31](#)
- 41960 - council rates U3.pdf [CSSFHENDON](#)
- 41960 - council rates U8.pdf [STUCROSS21](#)
- 41960 - council rates U17.pdf [CSSF_EAGALFARM](#)

Standard Checklist

- Attach Agent statements (either monthly or annual)
- Attach any other statements, notices or invoices

Crossley Stephenson Superannuation Fund

General Ledger

For The Period 01 July 2019 - 30 June 2020

Transaction Date	Description	Units	Debit	Credit	Balance \$
Property Expenses - Council Rates (41960)					
<u>17/109 Holt Street, Eagle Farm QLD 4009 (CSSF EAGALFARM)</u>					
01/04/2020	WITHDRAWAL ONLINE 5840010 BPAY EagleFarmR EagleFarmRates		1,028.75		1,028.75 DR
			1,028.75		1,028.75 DR
<u>3/4 Florence Street, Hendon SA 5014 (CSSFHENDON)</u>					
06/09/2019	WITHDRAWAL ONLINE 2188727 BPAY U3 Hendon U3HendonRates#1		1,143.00		1,143.00 DR
29/11/2019	WITHDRAWAL ONLINE 4813086 BPAY U3 Hendon U3HendonRates#2		1,143.00		2,286.00 DR
02/03/2020	WITHDRAWAL ONLINE 6303514 BPAY U3 Hendon U3HendonRates		1,143.00		3,429.00 DR
01/06/2020	WITHDRAWAL ONLINE 1052306 BPAY U3 Hendon U3HendonRates		1,142.85		4,571.85 DR
			4,571.85		4,571.85 DR
<u>7/27 Lindsay Road, Lonsdale SA 5160 (STUCROSS11)</u>					
11/09/2019	WITHDRAWAL ONLINE 7736747 BPAY U7 Lonsdal U7LonsdaleRates#1		407.78		407.78 DR
29/11/2019	WITHDRAWAL ONLINE 5514871 BPAY U7 Lonsdal U7LonsdaleRates#2		407.00		814.78 DR
02/03/2020	WITHDRAWAL ONLINE 7545304 BPAY U7 Lonsdal U7LonsdaleRates		407.00		1,221.78 DR
01/06/2020	WITHDRAWAL ONLINE 4600467 BPAY U7 Lonsdal U7LonsdaleRates		407.00		1,628.78 DR
			1,628.78		1,628.78 DR
<u>8/27 Lindsay Road, Lonsdale SA 5160 (STUCROSS21)</u>					
11/09/2019	WITHDRAWAL ONLINE 7213878 BPAY U8 Lonsdal U8LonsdaleRates#1		407.78		407.78 DR
29/11/2019	WITHDRAWAL ONLINE 3496583 BPAY U8 Lonsdal U8LonsdaleRates#2		407.00		814.78 DR
02/03/2020	WITHDRAWAL ONLINE 1507749 BPAY U8 Lonsdal U8LonsdaleRates		407.00		1,221.78 DR
01/06/2020	WITHDRAWAL ONLINE 2036990 BPAY U8 Lonsdal U8LonsdaleRates		407.00		1,628.78 DR
			1,628.78		1,628.78 DR
<u>5/16 Farrow Circuit, Seaford SA 5169 (STUCROSS31)</u>					
11/09/2019	WITHDRAWAL ONLINE 8066640 BPAY U5 Seaford U5SeafordRates#1		403.05		403.05 DR
29/11/2019	WITHDRAWAL ONLINE 1083445 BPAY U5 Seaford U5SeafordRates#2		401.00		804.05 DR
02/03/2020	WITHDRAWAL ONLINE 5213436 BPAY U5 Seaford U5SeafordRates		401.00		1,205.05 DR
01/06/2020	WITHDRAWAL ONLINE 2531965 BPAY U5 Seaford U5SeafordRates		401.00		1,606.05 DR
			1,606.05		1,606.05 DR
Total Debits:	10,464.21				
Total Credits:	0.00				

Rates Notice 2019/20

First Instalment - 1 July 2019 to 30 September 2019

Council Rates are exempt from GST

Fixed Payment Ref No

1685247



038-4152 (39006)

CSSF Nominees Pty Ltd
11 The Promenade
CAMP HILL QLD 4152

Scheduled 6/9/19

Total Annual	Last Day To Pay
\$4,571.85	08/09/2019

Or

Instalment Amount	Last Day To Pay
\$1,143.00	08/09/2019

If the postal address/owner/ratepayer details above are incorrect please see reverse of notice for process.



*915 1685247

Payment may be made in full by 8 September 2019 or in 4 approximately equal instalments. If you choose to pay by instalments a notice for each instalment will be issued prior to each due date. See reverse of notice for further details.

Property Details		
Address: 3/4 Florence Street HENDON SA 5014	Date of Notice: 29/07/2019	
Property No: 168524	Land Use: Commercial	Rates Declared: 08/07/2019
Valuation No: 2528293154	Capital Value: \$560,000	Ward: West Woodville
Rates Details		
Commercial	.80711946c	\$4,519.85
Natural Resources Management Levy	.00929c	\$52.00
For the typical ratepayer \$84 of your rates is used to pay other government levies and charges such as the solid waste levy.		
TOTAL		\$4,571.85

	Arrears	1st Instalment	2nd Instalment	3rd Instalment	4th Instalment	Total Annual
Amount	\$0.00	\$1,143.00	\$1,143.00	\$1,143.00	\$1,142.85	\$4,571.85
Due By	Immediately	08/09/2019	01/12/2019	01/03/2020	01/06/2020	08/09/2019



Billers Code: 10330
Ref No: 1685247

BPAY® - Contact your participating bank to make payment from your cheque, savings or credit card account.

BPAY View® - Register with your online banking, to view, pay and store your Rates Notice(s) electronically.

Registration Number: 1685247



This code is for the use of real estate agents and property managers only.



Ref No: 1685247

If using your Visa or Mastercard call 1300 609 653 all hours and follow recorded directions.



Ref No: 1685247

Go to www.charlessturt.sa.gov.au to pay using your Visa or Mastercard.



Billpay Code: 0915
Ref No: 1685 247

In person at any Australia Post Office. Min. of \$20 per transaction.

DIRECT DEBIT

To arrange quarterly payments debited from either your cheque or savings account, visit www.charlessturt.sa.gov.au to download the Direct Debit Request, or contact Council on 08 8408 1111.



You can make cash, cheque, EFTPOS or credit card payments during hours 8.30am-5pm Mon-Fri (excluding public holidays) at the Civic Centre, 72 Woodville Road, Woodville SA 5011. For security reasons, cash payments are not accepted at Henley Beach, West Lakes, Hindmarsh or Findon Libraries.



Make cheques payable to the City of Charles Sturt and crossed "Not Negotiable". Complete the payment slip below and mail to the City of Charles Sturt, PO Box 1, Woodville SA 5011. Please allow 6 business days prior to the "Last Day To Pay" for payments sent by mail.

Payment Slip

Customer Name	CSSF Nominees Pty Ltd
Property Location	3/4 Florence Street
Enter Payment Amount Here	\$



*915 1685247



BRISBANE CITY COUNCIL ABN 72 002 765 795

Rate Account

Property Location **17/109 HOLT ST
EAGLE FARM**
Issue Date **2 Mar 2020**

Dedicated to a better Brisbane

Account number
5000 0000 5696 129

Bill number
5000 1037 0053 178

Enquiries
(07) 3403 8888
24 hours 7 days

Account Period
16 Jan 2020 - 30 Jun 2020



000
BCC_RATES_37166_20200227004XPBILR_A-0001297-0005185
EAGLE FARM PROPERTY TRUST
C/- GSSF NOMINEES PTY LTD AS TRUSTEE
11 THE PROMENADE
CAMP HILL QLD 4152

Tax Invoice

Total GST on this
TAX INVOICE \$17.75



Make a statement.
Go paperless!

Switch to paperless billing
and access your rates notice
anytime, anywhere.

You can also opt-in for a
free SMS reminder of your
bill's due date.

Visit
brisbane.qld.gov.au/rates
to sign up and help keep
Brisbane clean, green
and sustainable.



The rates and charges set out in this notice are levied by the service of this notice and are due and payable within 30 days of the issue date. Full payment by the Due Date includes Discount and/or Rounding (where applicable).

Compounding interest of 9.83% per annum will accrue daily on any amount owing immediately after this date.

Nett Amount Payable

\$1,028.75

Due Date

1 Apr 2020

Summary of Charges

Opening Balance	0.00
Brisbane City Council Rates & Charges	683.66
Brisbane City Council Miscellaneous Charges	195.20
State Government Charges	149.90
Gross Amount	1,028.76
Discount and/or Rounding (where applicable)	0.01 CR
Nett Amount Payable	1,028.75

If mailing your payment please tear off this slip and return with payment. Please do not pin or staple this slip. See reverse for payment methods.



Snip

Pay using your smartphone
Download the Snip App and
scan the code to pay now.



Pay in person at any Post Office



*439 500010370053178

Due Date

1 Apr 2020

Nett Amount

\$1,028.75



Billers Code: 78550

Ref: 5000 0000 5696 129

50

Gross Amount

\$1,028.76

<0000102875>

<004440>

<500010370053178>

Scheduled
1/4/2020

City of Onkaparinga PO Box 1, NOARLUNGA CENTRE SA 5168
 Phone (08) 8384 0666 Fax (08) 8382 8744 Email mail@onkaparinga.sa.gov.au
 www.onkaparingacity.com See over for office locations ABN 97 047 258 128

RATES NOTICE 2019-20

Rates & charges for period
1 July 2019 to 30 June 2020



045-5024

Mr S J K Crossley and Ms S L Stephenson
 PO Box 116
 WEST BEACH SA 5024

Super Scheduled 11/9/19

1ST QUARTER	
Assessment number	Date of notice
108501 9	31-Jul-19
Amount due	Quarter due date
\$407.78	11-Sep-19

PROPERTY DETAILS

CAPITAL VALUE: \$ 245,000

VALUATION ENQUIRIES TO: The State Valuation Office –
 Phone 1300 653 345 (see overleaf for details)

Please quote your

VALUATION NUMBER: 8644028187

LAND USE: Commercial - Other

WARD: 02 Mid Coast Ward

PROPERTY ADDRESS:

7/27 Lindsay Road

LONSDALE SA 5160

ACCOUNT DETAILS

	RATE/UNIT	AMOUNT
Commercial - Other	0.00444796	\$1,089.75
Fixed Charge		\$515.00
NRM Levy Adel Mt Lofty	0.00009807	\$24.03

TOTAL DUE

\$1,628.78

DECLARATION DATE: 16-Jul-19

The quarter due date applies to the current quarterly amount due only. Any outstanding arrears, fines and interest are due and payable IMMEDIATELY. Service of this notice does not invalidate or vary any previous demands for payment. No GST applies to this Rates Notice.

1st Quarter	2nd Quarter	3rd Quarter	4th Quarter
\$407.78	\$407.00	\$407.00	\$407.00
Due by 11-Sep-19	Due by 1-Dec-19	Due by 1-Mar-20	Due by 1-Jun-20

HAVING DIFFICULTY PAYING YOUR RATES?

If you are experiencing difficulties in paying your rates, please contact our Customer Relations Team on (08) 8384 0666 to discuss payment options. These enquiries are treated confidentially.



Pay online via credit card (MasterCard or Visa)
www.onkaparingacity.com
 click on **Online Payments**



PAYMENT METHODS See over for full details.



Assessment number	Amount due	Quarter due date
108501 9	\$407.78	11-Sep-19

ELECTRONIC DELIVERY OF RATE NOTICES

iBPAYVIEW

Sign up via your online banking

eZYBILL

Register to receive your bill by email by visiting
www.onkaparingacity.com/rates



iBPAY

Billers code: 48470
 Ref: 1085019

BPAY® this payment via internet or phone banking or use the QR code reader within your mobile banking app.
 BPAY View® - View and pay this bill using internet banking.
 BPAY View Registration No.: 1085019



Billers code: 48470
 Ref: 1085019
 Phone 1300 276 468



Billers code: 0544
 Ref: 1085 019

Post with cheque remittance to:
 City of Onkaparinga
 PO Box 1
 Noarlunga Centre SA 5160

PAYMENT AMOUNT

\$



*544 1085 019

CITY OF ONKAPARINGA

City of Onkaparinga PO Box 1, NOARLUNGA CENTRE SA 5168
 Phone (08) 8384 0666 Fax (08) 8382 8744 Email mail@onkaparinga.sa.gov.au
 www.onkaparingacity.com See over for office locations ABN 97 047 258 128

RATES NOTICE 2019-20

Rates & charges for period
 1 July 2019 to 30 June 2020

 045-5024

Mr S J K Crossley and Ms S L Stephenson
 PO Box 116
 WEST BEACH SA 5024

SM SF

Scheduled 11/9/19

1ST QUARTER	
Assessment number	Date of notice
108502 7	31-Jul-19
Amount due	Quarter due date
\$407.78	11-Sep-19

PROPERTY DETAILS

CAPITAL VALUE: \$ 245,000
VALUATION ENQUIRIES TO: The State Valuation Office –
 Phone 1300 653 345 (see overleaf for details)
 Please quote your
VALUATION NUMBER: 8644028195

LAND USE: Commercial - Other

WARD: 02 Mid Coast Ward

PROPERTY ADDRESS:

8/27 Lindsay Road
 LONSDALE SA 5160

ACCOUNT DETAILS

	RATE/UNIT	AMOUNT
Commercial - Other	0.00444796	\$1,089.75
Fixed Charge		\$515.00
NRM Levy Adel Mt Lofty	0.00009807	\$24.03

TOTAL DUE

\$1,628.78

DECLARATION DATE: 16-Jul-19

The quarter due date applies to the current quarterly amount due only. Any outstanding arrears, fines and interest are due and payable IMMEDIATELY. Service of this notice does not invalidate or vary any previous demands for payment. No GST applies to this Rates Notice.

1st Quarter	2nd Quarter	3rd Quarter	4th Quarter
\$407.78	\$407.00	\$407.00	\$407.00
Due by 11-Sep-19	Due by 1-Dec-19	Due by 1-Mar-20	Due by 1-Jun-20

HAVING DIFFICULTY PAYING YOUR RATES?

If you are experiencing difficulties in paying your rates, please contact our Customer Relations Team on (08) 8384 0666 to discuss payment options. These enquiries are treated confidentially.



Pay online via credit card (MasterCard or Visa)
www.onkaparingacity.com
 click on **Online Payments**



PAYMENT METHODS See over for full details.



ELECTRONIC DELIVERY OF RATE NOTICES

Assessment number	Amount due	Quarter due date
108502 7	\$407.78	11-Sep-19



Sign up via your online banking



Register to receive your bill by email by visiting www.onkaparingacity.com/rates



Billers code: 48470

Ref: 1085027

BPAY™ this payment via internet or phone banking or use the QR code reader within your mobile banking app.
 BPAY View™ – View and pay this bill using internet banking.
 BPAY View Registration No.: 1085027



Billers code: 48470

Ref: 1085027

Phone 1300 276 468



Billers code: 0544

Ref: 1085 027

Post with cheque remittance to:
 City of Onkaparinga
 PO Box 1
 Noarlunga Centre SA 5168

PAYMENT AMOUNT

\$



*544 1085 027

RATES NOTICE 2019-20

Rates & charges for period
 1 July 2019 to 30 June 2020



045-5024

CSSF Nominees Pty Ltd
 PO Box 116
 WEST BEACH SA 5024

Scheduled 11/9/19

1ST QUARTER	
Assessment number	Date of notice
109960 6	31-Jul-19
Amount due	Quarter due date
\$403.05	11-Sep-19

PROPERTY DETAILS

CAPITAL VALUE: \$ 240,000
VALUATION ENQUIRIES TO: The State Valuation Office –
 Phone 1300 653 345 (see overleaf for details)
 Please quote your
VALUATION NUMBER: 8613184435

LAND USE: Commercial - Other

WARD: 01 South Coast Ward

PROPERTY ADDRESS:

5/16 Farrow Circuit
 SEAFORD SA 5169

ACCOUNT DETAILS

ACCOUNT DETAILS	RATE/UNIT	AMOUNT
Commercial - Other	0.00444796	\$1,067.51
Fixed Charge		\$515.00
NRM Levy Adel Mt Lofty	0.00009807	\$23.54

TOTAL DUE

\$1,606.05

DECLARATION DATE: 16-Jul-19

The quarter due date applies to the current quarterly amount due only. Any outstanding arrears, fines and interest are due and payable IMMEDIATELY. Service of this notice does not invalidate or vary any previous demands for payment. No GST applies to this Rates Notice.

1st Quarter	2nd Quarter	3rd Quarter	4th Quarter
\$403.05	\$401.00	\$401.00	\$401.00
Due by 11-Sep-19	Due by 1-Dec-19	Due by 1-Mar-20	Due by 1-Jun-20

HAVING DIFFICULTY PAYING YOUR RATES?

If you are experiencing difficulties in paying your rates, please contact our Customer Relations Team on (08) 8384 0666 to discuss payment options. These enquiries are treated confidentially.



Pay online via credit card (MasterCard or Visa)
www.onkaparingacity.com
 click on **Online Payments**



PAYMENT METHODS See over for full details.



ELECTRONIC DELIVERY OF RATE NOTICES

BPAY Biller code: 48470
 Ref: 1099606

BPAY® this payment via internet or phone banking or use the QR code reader within your mobile banking app.
BPAY View® – View and pay this bill using internet banking.
 BPAY View Registration No.: 1099606



Biller code: 48470
 Ref: 1099606
 Phone 1300 276 468



Biller code: 0544
 Ref: 1099 606



Assessment number	Amount due	Quarter due date
109960 6	\$403.05	11-Sep-19



Sign up via your online banking



Register to receive your bill by email by visiting www.onkaparingacity.com/rates

Post with cheque remittance to:
 City of Onkaparinga
 PO Box 1
 Noarlunga Centre SA 5168

PAYMENT AMOUNT

\$



*544 1089 606

41980 - Property Expenses - Insurance Premium

2020 Financial Year

Preparer Kelly Fu

Reviewer Kelly Fu

Status Completed

Account Code	Description	CY Balance	LY Balance	Change
STUCROSS11	7/27 Lindsay Road, Lonsdale SA 5160	\$2,628.30	\$2,736.14	(3.94)%
CSSFHENDON	3/4 Florence Street, Hendon SA 5014	\$1,275.77	\$1,285.89	(0.79)%
TOTAL		CY Balance	LY Balance	
		\$3,904.07	\$4,022.03	

Supporting Documents

- General Ledger [Report](#)
- 41980 - insurance U5, U7, U8.pdf [STUCROSS11](#)
- 41980 - insurance U3.pdf [CSSFHENDON](#)

Standard Checklist

- Attach Agent statements (either monthly or annual)
- Attach any other statements, notices or invoices

Notes

Kelly Fu

Note | STUCROSS11

The minor difference is because the tax invoice covered period from Jan 19 to Jan 20, but ledger recorded payments from Jul 19 to Jun 20.

29/07/2020 01:46

Crossley Stephenson Superannuation Fund

General Ledger

For The Period 01 July 2019 - 30 June 2020

Transaction Date	Description	Units	Debit	Credit	Balance \$
Property Expenses - Insurance Premium (41980)					
<u>3/4 Florence Street, Hendon SA 5014 (CSSFHENDON)</u>					
27/09/2019	WITHDRAWAL ONLINE 1751053 PYMT BJS Insura Cross S 307450-U3H		787.34		787.34 DR
27/09/2019	WITHDRAWAL ONLINE 1751053 PYMT BJS Insura Cross S 307450-U3H		80.85		868.19 DR
14/10/2019	WITHDRAWAL ONLINE 1517862 PYMT BJS Insura 26784INC-Inv308243		407.58		1,275.77 DR
			1,275.77		1,275.77 DR
<u>7/27 Lindsay Road, Lonsdale SA 5160 (STUCROSS11)</u>					
17/07/2019	PAYMENT BY AUTHORITY TO QBE INSURANCE (AUSTRALIA) LIMITED QBE INSUR0002097 160A848160BPK		216.30		216.30 DR
19/08/2019	PAYMENT BY AUTHORITY TO QBE INSURANCE (AUSTRALIA) LIMITED QBE INSUR0015625 160A848160BPK		216.30		432.60 DR
17/09/2019	PAYMENT BY AUTHORITY TO QBE INSURANCE (AUSTRALIA) LIMITED QBE INSUR0028156 160A848160BPK		216.30		648.90 DR
17/10/2019	PAYMENT BY AUTHORITY TO QBE INSURANCE (AUSTRALIA) LIMITED QBE INSUR0041133 160A848160BPK		216.30		865.20 DR
19/11/2019	PAYMENT BY AUTHORITY TO QBE INSURANCE (AUSTRALIA) LIMITED QBE INSUR0054923 160A848160BPK		216.30		1,081.50 DR
17/12/2019	PAYMENT BY AUTHORITY TO QBE INSURANCE (AUSTRALIA) LIMITED QBE INSUR0066621 160A848160BPK		216.30		1,297.80 DR
17/01/2020	PAYMENT BY AUTHORITY TO QBE INSURANCE (AUSTRALIA) LIMITED QBE INSUR0079016 163A848160BPK		313.55		1,611.35 DR
18/02/2020	PAYMENT BY AUTHORITY TO QBE INSURANCE (AUSTRALIA) LIMITED QBE INSUR0091696 163A848160BPK		203.39		1,814.74 DR
17/03/2020	PAYMENT BY AUTHORITY TO QBE INSURANCE (AUSTRALIA) LIMITED QBE INSUR0103442 163A848160BPK		203.39		2,018.13 DR
17/04/2020	PAYMENT BY AUTHORITY TO QBE INSURANCE (AUSTRALIA) LIMITED QBE INSUR0116025 163A848160BPK		203.39		2,221.52 DR
19/05/2020	PAYMENT BY AUTHORITY TO QBE INSURANCE (AUSTRALIA) LIMITED QBE INSUR0129144 163A848160BPK		203.39		2,424.91 DR
17/06/2020	PAYMENT BY AUTHORITY TO QBE INSURANCE (AUSTRALIA) LIMITED QBE INSUR0140995 163A848160BPK		203.39		2,628.30 DR
			2,628.30		2,628.30 DR

Total Debits: 3,904.07

Total Credits: 0.00



BJS Insurance Brokers Pty Ltd

ABN 18 096 716 746

AFS Licence No: 277725

Level 1/ 86 Pirie Street
ADELAIDE SA 5000
Email: adelaide@bjsib.com.au

Tel: (08) 84194800
Toll Free: 1800 335 184
Fax: (08) 82326155

You are reminded that the policy mentioned below falls due for renewal on 30/09/2019. To ensure your continued protection, payment must be received by this date. This is an invitation to renew, and not a demand for payment.

Mr S J K Crossley & Ms S Stephenson
11 The Promenade
CAMP HILL QLD 4152

TAX INVOICE

This document will be a tax invoice for GST when you make payment

Invoice Date: 13/09/2019

Invoice No: 307450

Our Reference: CROSS S

Should you have any queries in relation to this account, please contact your Account Manager
Jodie Heneker

Class of Policy: Business
Insurer: QBE INSURANCE (AUSTRALIA) LTD ABN: 78003191035
Level 9 400 King William Street SA 5000
ABN: 78 003 191 035
The Insured: Mr S J K Crossley & Ms S Stephenson

RENEWAL
Policy No: 160U227551BPK
Period of Cover:
From 30/09/2019
to 30/09/2020 at 4:00 pm

Details: See attached schedule for a description of the risk(s) insured

Unit 3/4 Florence St, Haddon SA 5014

PRIVACY NOTICE:

We are committed to protecting your privacy. We use the information you provide to advise about and assist with your insurance needs. We provide your information to insurance companies and agents that provide insurance quotes and offer insurance terms to you or the companies that deal with your insurance claim (such as loss assessors and claims administrators). Your information may be given to an overseas insurer (like Lloyd's of London) if we are seeking insurance terms from an overseas insurer, or to reinsurers who are located overseas. We will try to tell you where those companies are located at the time of advising you. We do not trade, rent or sell your information.

Your Premium:

Premium	UW Levy	Fire Levy	GST	Stamp Duty	Broker Fee
\$735.02	\$0.00	\$0.00	\$78.73	\$88.93	\$52.32

TOTAL
(Excluding Credit Card fee) **\$955.00**

Credit Card fee (inc GST) is \$8.60

If you don't provide us with full information, we can't properly advise you, seek insurance terms for you, or assist with claims and you could breach your duty of disclosure.

$955.00 - 88.93 = 866.07$



Acct Name: BJS Insurance Brokers Pty Ltd Broking Acc
BSB: 083091 Account: 571499079
Reference: CROSS S 307450

Our Reference: CROSS S
Invoice No: 307450
Acct Man: Jodie Heneker



Mail this portion with your cheque payable to:
BJS Insurance Brokers Pty Ltd
P O BOX 7081
St Kilda Road, MELBOURNE 8004



To pay with your
Visa/ Mastercard
Call 1300 369 589
Visit www.bjsib.com.au
Client Ref: 0154316X Invoice Ref: 307450

Pay Monthly

Reference Number: 10628859

10 Monthly Instalments of \$102.62

Please note the initial instalment will include an application fee of \$30.00

Total Amount Payable \$1,056.15

Includes application fee & credit charges

To proceed with your funding, please

1. Click the button **Pay Monthly Now**

2. Or visit hpf.online/1g1j8v431t



10 MONTHLY PAYMENTS

Initial payment \$132.62

Remaining payments \$102.62

or AMOUNT DUE

\$955.00



BJS Insurance Brokers Pty Ltd

ABN 18 096 716 746

AFS Licence No: 277725

Level 1/ 86 Pirie Street
ADELAIDE SA 5000
Email: adelaide@bjsib.com.au

Tel: (08) 84194800
Toll Free: 1800 335 184
Fax: (08) 82326155

You are reminded that the policy mentioned below falls due for renewal on 14/10/2019. To ensure your continued protection, payment must be received by this date. This is an invitation to renew, and not a demand for payment.

Page 1 of 3

TAX INVOICE

This document will be a tax invoice for GST when you make payment

Invoice Date: 3/10/2019

Invoice No: 308243

Our Reference: 26784 INC

Should you have any queries in relation to this account, please contact your Account Manager Jodie Heneker

Community Corporation 26784 Inc
11 The Promenade
CAMP HILL QLD 4152

Super Hendon

Class of Policy: Community Association Insurance Plan
Insurer: CHU Underwriting Agencies Pty Ltd
208 Greenhill Road Eastwood 5063
ABN: 18 001 580 070
The Insured: Community Corporation 26784 Inc

RENEWAL

Policy No: CAC0000125

Period of Cover:

From 14/10/2019

to 14/10/2020 at 4:00 pm

Details: See attached schedule for a description of the risk(s) insured

PRIVACY NOTICE:

We are committed to protecting your privacy. We use the information you provide to advise about and assist with your insurance needs. We provide your information to insurance companies and agents that provide insurance quotes and offer insurance terms to you or the companies that deal with your insurance claim (such as loss assessors and claims administrators). Your information may be given to an overseas insurer (like Lloyd's of London) if we are seeking insurance terms from an overseas insurer, or to reinsurers who are located overseas. We will try to tell you where those companies are located at the time of advising you. We do not trade, rent or sell your information.

Your Premium:

Premium	UW Levy	Fire Levy	GST	Stamp Duty	Broker Fee
\$1,018.23	\$90.00	\$0.00	\$110.82	\$123.22	\$2.73
TOTAL (Excluding Credit Card fee)					\$1,345.00
Credit Card fee (inc GST) is					\$12.11

If you don't provide us with full information, we can't properly advise you, seek insurance terms for you, or assist with claims and you could breach your duty of disclosure.

U3 = 448.34



Acct Name: BJS Insurance Brokers Pty Ltd Broking Acc
BSB: 083091 Account: 571499079
Reference: 26784 INC 308243

Our Reference: 26784 INC
Invoice No: 308243
Acct Man: Jodie Heneker



Mail this portion with your cheque payable to:
BJS Insurance Brokers Pty Ltd
P O BOX 7081
St Kilda Road, MELBOURNE 8004



To pay with your
Visa/ Mastercard
Call 1300 369 589
Visit www.bjsib.com.au
Client Ref: 0154442X

Invoice Ref: 308243

AMOUNT DUE

\$1,345.00



General Insurance Consultants

ABN 56 066 033 430 AR No 252160

Level 1, 110 King William Road, Goodwood SA 5034

Phone: 08 8373 6430 Fax: 08 8373 6426

Claims

Business Hours 08 8373 6430

After Hours & Emergency. 1800 023 387



Leedam General Pty Ltd
Authorised Representative of
QBE Insurance (Australia) Ltd
ABN 78 003 191 035
AFSL No 239545

You have elected to pay this invoice by Monthly Instalments which will be deducted from your nominated financial institution account. Please ensure funds are available as unpaid instalments may result in cancellation of your cover.

TAX INVOICE
This document is a tax invoice for GST

Mr S J K Crossley & Ms S Stephenson
11 The Promenade
CAMP HILL QLD 4152

Invoice Date: 11/01/2019
Invoice No: 19378
Our Reference: CROSS S

Class of Policy: BUSINESS INSURANCE
Insurer: QBE Insurance (Australia) Ltd
82 Pitt Street, SYDNEY NSW 2000
ABN: 78 003 191 035
The Insured: CROSSLEY STEPHENSON SUPER FUND

RENEWAL
Policy No: 160A848160BPK
Period of Cover:
From 16/01/2019
to 16/01/2020 at 4:00 pm

Details: See attached schedule for a description of the risk(s) insured

- 117 Lonsdale
118 Lonsdale
115 Seaford

YOUR DUTY OF DISCLOSURE

PLEASE READ IMPORTANT INFORMATION ATTACHED

Before you enter into a contract of general insurance and up until the commencement of the insurance, you have a duty, under the Insurance Contracts Act 1984, to tell the underwriter of anything that may affect the underwriters decision whether to insure you and on what terms. You must tell the underwriter about anything that you know, or could be reasonably expected to know taking into account the nature and extent of the insurance cover to be provided and the class of persons who would ordinarily be expected to apply for such insurance cover.

Your Premium:

Table with 6 columns: Premium, UW Levy, Fire Levy, GST, Stamp Duty, Admin Fee. Values: \$2,338.63, \$0.00, \$0.00, \$243.86, \$282.95, \$100.00

TOTAL \$2,965.44
(A processing fee applies for Credit Card payments)

- 282.95 = 2682.49

You have chosen to pay this invoice by Monthly Instalments which will be deducted from your nominated account.

2338.63 > 2338.63 / 3 = 812.88 + GST

282.95 / 3 = 94.32

Leedam General Pty Ltd
Our Reference: CROSS S
Invoice No: 19378
Due Date: 16/01/2019

Table with 2 columns: Item, Amount. Items: Premium, U'writer Levy, Fire Levy, GST, Stamp Duty, Admin Fee. Amounts: \$2,338.63, \$0.00, \$0.00, \$243.86, \$282.95, \$100.00

AMOUNT DUE \$0.00

Schedule of Insurance

Class of Policy: BUSINESS INSURANCE	Policy No: 160A848160BPK
The Insured: CROSSLEY STEPHENSON SUPER FUND	Invoice No: 19378
	Our Ref: CROSS S

QBE BUSINESS PACKAGE

Insured Name STUART CROSSLEY AND SHARON STEPHENSON AS TRUSTEE FOR CROSSLEY
STEPHENSON SUPER FUND
ABN 24718507814

SITUATION 1 DETAILS

Business ELECTRICAL WHOLESALERS
Situation UNITS 7 & 8 27 LINDSAY RD LONSDALE SA 5160
Interested Parties NATIONAL AUSTRALIA BANK

PROPERTY SECTION - Fire and other insured events

Building	Sum Insured
Contents	\$ 550,000
	Not Insured
Excesses	Excess
Building	\$ 1,000
Contents	Nil

Earthquake excess as per the policy wording

BROADFORM LIABILITY SECTION

Property Owners Only?	Yes
Liability	Limit of Liability
Property Value	\$ 10,000,000
Goods in Physical Control	\$ 550,000
	As Per the Policy Wording
Property Damage Excess	Excess
	\$ 1,000

Note

The rating of this section based on having a property value of \$550000. If there is any change to this, you must notify the broker or the company.

CLAUSES APPLICABLE**PROPERTY OWNERS EXCLUDING TRADE RISK**

The Broadform Liability Section of this Policy does not cover liability in respect of Personal Injury or Property Damage arising out of or in connection with any Business, Profession, Trade or Manufacturing Operations other than as owner of Property specified in the schedule the subject of this indemnity conducted by You.

BUSINESS INTERRUPTION SECTION	Not Insured
--------------------------------------	-------------

THEFT SECTION (resulting from forced entry to buildings)	Not Insured
---	-------------

MONEY SECTION	Not Insured
----------------------	-------------

GLASS SECTION	Not Insured
----------------------	-------------

GENERAL PROPERTY SECTION	Not Insured
---------------------------------	-------------

Schedule of Insurance

Class of Policy: BUSINESS INSURANCE	Policy No: 160A848160BPK
The Insured: CROSSLEY STEPHENSON SUPER FUND	Invoice No: 19378
	Our Ref: CROSS S

MACHINERY BREAKDOWN SECTION	Not Insured
ELECTRONIC EQUIPMENT BREAKDOWN SECTION	Not Insured
EMPLOYMENT PRACTICES SECTION	Not Insured
STATUTORY LIABILITY SECTION	Not Insured
EMPLOYEE DISHONESTY SECTION	Not Insured
TAX AUDIT SECTION	Not Insured
TRANSIT SECTION	Not Insured

SITUATION 2 DETAILS

Business Situation PROP OWNER - TENANT CROSSFIT GYM
 UNIT 5 16 FARROW CIRCUIT SEAFORD SA 5169

PROPERTY SECTION - Fire and other insured events

	Sum Insured
Building	\$ 200,000
Contents	Not Insured
	Excess
Building	\$ 1,000
Contents	Nil

Earthquake excess as per the policy wording

BROADFORM LIABILITY SECTION

Property Owners Only?	Yes
	Limit of Liability
Liability	\$ 10,000,000
Property Value	\$ 200,000
Goods in Physical Control	As Per the Policy Wording
	Excess
Property Damage Excess	\$ 1,000

Note

The rating of this section based on having a property value of \$200000. If there is any change to this, you must notify the broker or the company.

CLAUSES APPLICABLE

EXCLUDED PROPERTY

Notwithstanding anything in the Policy wording or Schedule to the contrary it is agreed and declared that the Property Section of this Policy does not cover any loss or damage to Buildings, Contents or Stock at any premises or site which is not a location listed in the Schedule but is a place where work is performed by you.

PROPERTY OWNERS EXCLUDING TRADE RISK

The Broadform Liability Section of this Policy does not cover liability in respect of Personal Injury or Property Damage arising out of or in connection with any Business, Profession, Trade or Manufacturing Operations other than as owner of Property specified in the schedule the subject of this indemnity conducted by You.

Schedule of Insurance

Class of Policy: BUSINESS INSURANCE	Policy No: 160A848160BPK
The Insured: CROSSLEY STEPHENSON SUPER FUND	Invoice No: 19378
	Our Ref: CROSS S

ASBESTOS EXCLUSION ENDORSEMENT

This exclusion applies to the Broadform Liability Section. This policy does not cover Liability resulting from the existence, mining, handling, processing, manufacture, sale, distribution, storage or use of asbestos, asbestos products and/or products containing asbestos.

INSTALMENT-PREMIUM OBLIGATIONS

Where the premium is paid by instalments:

- A) We will not pay a claim under this Policy if, at the time the claim occurred, any instalment of premium has remained unpaid for 14 days or more.
- B) If any instalment of premium has remained unpaid for 1 month, we may cancel this Policy. We will send you a notice giving you details of the action we intend to take and when any cancellation will become effective.
- C) We are entitled to deduct from any amount we pay you under a claim any unpaid premium or instalment of premium.

PLEASE READ THE ATTACHMENT FOR THE GST WORDINGS. THIS NOTICE WILL BECOME A 'TAX INVOICE' IN RELATION TO EACH INSTALMENT DEDUCTION WHEN THE DEDUCTION HAS BEEN PAID. SHOULD CHANGES BE MADE, THE NEW SCHEDULE ISSUED WILL BECOME YOUR TAX INVOICE.

Instalment	Deduction Date	Amount	GST	Status
1	16/01/2019	\$ 348.21	\$ 19.58	Awaiting Billing
2	16/02/2019	\$ 237.93	\$ 19.48	Awaiting Billing
3	16/03/2019	\$ 237.93	\$ 19.48	Awaiting Billing
4	16/04/2019	\$ 237.93	\$ 19.48	Awaiting Billing
5	16/05/2019	\$ 237.93	\$ 19.48	Awaiting Billing
6	16/06/2019	\$ 237.93	\$ 19.48	Awaiting Billing
7	16/07/2019	\$ 237.93	\$ 19.48	Awaiting Billing
8	16/08/2019	\$ 237.93	\$ 19.48	Awaiting Billing
9	16/09/2019	\$ 237.93	\$ 19.48	Awaiting Billing
10	16/10/2019	\$ 237.93	\$ 19.48	Awaiting Billing
11	16/11/2019	\$ 237.93	\$ 19.48	Awaiting Billing
12	16/12/2019	\$ 237.93	\$ 19.48	Awaiting Billing

Total Premium: \$ 2,965.44

U15 = 76.31 / 7.00

U17 = 68.91 / 8.00

U18 = 68.91 / 8.00

42010 - Property Expenses - Interest on Loans

2020 Financial Year

Preparer Kelly Fu

Reviewer Kelly Fu

Status Completed

Account Code	Description	CY Balance	LY Balance	Change
CSSFHENDON	3/4 Florence Street, Hendon SA 5014	\$9,441.02	\$13,500.59	(30.07)%
CSSF_EAGALFARM	17/109 Holt Street, Eagle Farm QLD 4009	\$18,714.91		100%
TOTAL		CY Balance	LY Balance	
		\$28,155.93	\$13,500.59	

Supporting Documents

○ General Ledger [Report](#)

Standard Checklist

- Attach Agent statements (either monthly or annual)
- Attach any other statements, notices or invoices

Notes

Kelly Fu

Note

Per bank statements.

29/07/2020 01:42

Crossley Stephenson Superannuation Fund

General Ledger

For The Period 01 July 2019 - 30 June 2020

Transaction Date	Description	Units	Debit	Credit	Balance \$
Property Expenses - Interest on Loans (42010)					
<u>17/109 Holt Street, Eagle Farm QLD 4009 (CSSF EAGALFARM)</u>					
16/02/2020	Interest Charged		3,855.98		3,855.98 DR
16/02/2020	Service Fee		30.00		3,885.98 DR
16/03/2020	Interest Charged		3,610.45		7,496.43 DR
16/03/2020	Service Fee		30.00		7,526.43 DR
16/04/2020	Interest Charged		3,789.24		11,315.67 DR
16/04/2020	Service Fee		30.00		11,345.67 DR
16/05/2020	Interest Charged		3,594.91		14,940.58 DR
16/05/2020	Service Fee		30.00		14,970.58 DR
16/06/2020	Interest Charged		3,714.33		18,684.91 DR
16/06/2020	Service Fee		30.00		18,714.91 DR
			18,714.91		18,714.91 DR
<u>3/4 Florence Street, Hendon SA 5014 (CSSFHENDON)</u>					
31/07/2019	INTEREST PAYABLE ON ACCOUNT 364362		864.58		864.58 DR
30/08/2019	INTEREST PAYABLE ON ACCOUNT 364362		769.39		1,633.97 DR
30/09/2019	Loan Service Fee		120.00		1,753.97 DR
30/09/2019	Interest September 2019		817.22		2,571.19 DR
31/10/2019	Interest October 2019		805.77		3,376.96 DR
29/11/2019	Interest November 2019		747.19		4,124.15 DR
31/12/2019	Loan Service Fee		120.00		4,244.15 DR
31/12/2019	Interest December 2019		828.18		5,072.33 DR
31/01/2020	Interest January 2020		806.84		5,879.17 DR
28/02/2020	Interest February 2020		728.57		6,607.74 DR
31/03/2020	INTEREST		812.72		7,420.46 DR
31/03/2020	LOAN SERVICE FEE		120.00		7,540.46 DR
30/04/2020	INTEREST		630.68		8,171.14 DR
29/05/2020	Interest		579.71		8,750.85 DR
30/06/2020	Loan Service Fee		120.00		8,870.85 DR
30/06/2020	Interest		570.17		9,441.02 DR
			9,441.02		9,441.02 DR

Total Debits: 28,155.93

Total Credits: 0.00

42020 - Property Expenses - Land Tax

2020 Financial Year

Preparer Kelly Fu

Reviewer Kelly Fu

Status Completed

Account Code	Description	CY Balance	LY Balance	Change
STUCROSS21	8/27 Lindsay Road, Lonsdale SA 5160	\$342.85	\$324.00	5.82%
STUCROSS11	7/27 Lindsay Road, Lonsdale SA 5160	\$342.85	\$324.00	5.82%
CSSFHENDON	3/4 Florence Street, Hendon SA 5014	\$719.40	\$668.05	7.69%
STUCROSS31	5/16 Farrow Circuit, Seaford SA 5169	\$336.85	\$318.20	5.86%
TOTAL		CY Balance	LY Balance	
		\$1,741.95	\$1,634.25	

Supporting Documents

- General Ledger [Report](#)
- 42020 - ESL U8.pdf [STUCROSS21](#)
- 42020 - ESL U5, U7.pdf [STUCROSS11](#)
- 42020 - ESL U3.pdf [CSSFHENDON](#)

Standard Checklist

- Attach Agent statements (either monthly or annual)
- Attach any other statements, notices or invoices

Crossley Stephenson Superannuation Fund

General Ledger

For The Period 01 July 2019 - 30 June 2020

Transaction Date	Description	Units	Debit	Credit	Balance \$
Property Expenses - Land Tax (42020)					
<u>3/4 Florence Street, Hendon SA 5014 (CSSFHENDON)</u>					
17/09/2019	WITHDRAWAL ONLINE 3558057 BPAY U3 Hendon U3HendonESLevy		719.40		719.40 DR
			719.40		719.40 DR
<u>7/27 Lindsay Road, Lonsdale SA 5160 (STUCROSS11)</u>					
17/09/2019	WITHDRAWAL ONLINE 2123541 BPAY U7 Lonsdal U7LonsdaleEMSLevy		342.85		342.85 DR
			342.85		342.85 DR
<u>8/27 Lindsay Road, Lonsdale SA 5160 (STUCROSS21)</u>					
17/09/2019	WITHDRAWAL ONLINE 5718967 BPAY U8 Lonsdal U8LonsdaleESLevy		342.85		342.85 DR
			342.85		342.85 DR
<u>5/16 Farrow Circuit, Seaford SA 5169 (STUCROSS31)</u>					
17/09/2019	WITHDRAWAL ONLINE 1154759 BPAY U5 Seaford U5SeafordESLevy		336.85		336.85 DR
			336.85		336.85 DR

Total Debits: 1,741.95

Total Credits: 0.00



ABN 19 040 349 865
Emergency Services Funding Act 1998

NOTICE OF EMERGENCY SERVICES LEVY ASSESSMENT

The Emergency Services Levy working for all South Australians

DATE OF ISSUE 05/08/2019	ASSESSMENT PERIOD 01/07/2019 to 30/06/2020	FOR LAND OWNED AS AT 01/07/2019	OWNERSHIP NUMBER 71044465
<div style="border: 1px solid black; padding: 10px;"> <p>CSSF NOMINEES PTY LTD 11 THE PROMENADE CAMP HILL QLD 4152</p> <p style="font-size: 2em; color: blue; transform: rotate(-15deg); display: inline-block;">Scheduled 17/9/19</p> </div>			DUE DATE 17/09/2019
			TOTAL AMOUNT DUE \$719.40
			Pay by due date to avoid penalties

To sign up to email billing or change your postal address, visit www.revenuesa.sa.gov.au/updatedetails

ASSESS. NO. TENANCY.	CAPITAL VALUE	X ESL FACTORS			=	VARIABLE CHARGE	+	FIXED CHARGE	-	GENERAL REMISSIONS	-	CONCESSIONS/ REMISSIONS	+	ARREARS/ PAYMENTS	=	TOTAL
PROPERTY LOCATION	\$	AREA	LAND USE	LEVY RATE		\$		\$		\$		\$		\$		\$
2528293154 3 / 4 FLORENCE ST / HENDON SA 5014 / LT 3 C26784	\$560,000 (R4)	1.0 (CO)	1.044	0.001267		\$740.70		\$50.00		\$71.30		\$0.00		\$0.00		\$719.40

TOTAL AMOUNT DUE **\$719.40**

REMISSIONS AND CONCESSIONS, INCLUDING THE IMPACT OF THE GOVERNMENT'S
DECISION TO CUT ESL BILLS BY \$90 MILLION, TALLING \$71.30 ARE REFLECTED ABOVE



Government of South Australia

TO ARRANGE MONTHLY INSTALMENTS PLEASE VISIT
WWW.REVENUESA.SA.GOV.AU/ESLINSTALMENTS PRIOR TO YOUR DUE DATE

DETACH AND RETURN THE PAYMENT REMITTANCE ADVICE WITH YOUR PAYMENT



NOTICE OF EMERGENCY SERVICES LEVY ASSESSMENT

PREFERRED PAYMENT METHOD
See over for more payment options

Biller Code: 24257
Ref: 5075075019

Telephone & Internet Banking - BPAY®
Contact your bank or financial institution to make this payment from your cheque, savings, debit, credit card or transaction account. More info: www.bpay.com.au

© Registered to BPAY Pty Ltd ABN 69 079 137 518



*599 507507501900007

CSSF NOMINEES PTY LTD

PAYMENT REMITTANCE ADVICE

OWNERSHIP NUMBER 71044465
DUE DATE 17/09/2019
TOTAL AMOUNT DUE \$719.40

+50750750190021> +001571+ <0550750750> <0000071940> +444+



RevenueSA

DEPARTMENT OF TREASURY AND FINANCE

ABN 19 040 349 865

Emergency Services Funding Act 1998

NOTICE OF EMERGENCY SERVICES LEVY ASSESSMENT

The Emergency Services Levy working for all South Australians

DATE OF ISSUE
05/08/2019

ASSESSMENT PERIOD
01/07/2019 to 30/06/2020

FOR LAND OWNED AS AT
01/07/2019

OWNERSHIP NUMBER
14200855

DUE DATE
17/09/2019

TOTAL AMOUNT DUE
\$2,792.05

S J CROSSLEY & S L STEPHENSON
11 THE PROMENADE
CAMP HILL QLD 4152

Pay by due date to avoid penalties

To sign up to email billing or change your postal address, visit www.revenuesa.sa.gov.au/updatedetails

ASSESS. NO. TENANCY.	CAPITAL VALUE	ESL FACTORS			VARIABLE CHARGE	FIXED CHARGE	GENERAL REMISSIONS	CONCESSIONS/ REMISSIONS	ARREARS/ PAYMENTS	TOTAL
		AREA	LAND USE	LEVY RATE						
062823681*	\$450,000 (R4)	1.0 (RE)	0.4	0.001267	\$228.05	\$50.00	\$152.85	\$0.00	\$0.00	\$125.20
32 BLENHEIM ST / ANGLE PARK SA 5010 / LT 34 DP76181										
2528293058	\$560,000 (R4)	1.0 (CO)	1.044	0.001267	\$740.70	\$50.00	\$71.30	\$0.00	\$0.00	\$719.40
1 / 4 FLORENCE ST / HENDON SA 5014 / LT 1 C26784										
2528293103	\$560,000 (R4)	1.0 (CO)	1.044	0.001267	\$740.70	\$50.00	\$71.30	\$0.00	\$0.00	\$719.40
2 / 4 FLORENCE ST / HENDON SA 5014 / LT 2 C26784										
2860211114	\$430,000 (R4)	1.0 (RE)	0.4	0.001267	\$217.90	\$50.00	\$146.05	\$0.00	\$0.00	\$121.85
21 NUGENT PL / GOLDEN GROVE SA 5125 / LT 408 D59410										
8613184435	\$240,000 (R4)	1.0 (CO)	1.044	0.001267	\$317.45	\$50.00	\$30.60	\$0.00	\$0.00	\$336.85
5 / 16 FARROW CCT / SEAFORD SA 5169 / LT 5 C27721										
8613184451	\$315,000 (R4)	1.0 (CO)	1.044	0.001267	\$416.65	\$50.00	\$40.15	\$0.00	\$0.00	\$426.50
6 / 16 FARROW CCT / SEAFORD SA 5169 / LT 6 C27721										
8644028187	\$245,000 (R4)	1.0 (CO)	1.044	0.001267	\$324.05	\$50.00	\$31.20	\$0.00	\$0.00	\$342.85
7 / 27 LINDSAY RD / LONSDALE SA 5160 / LT 7 C27050 U7										
TOTAL AMOUNT DUE										\$2,792.05

REMISSIONS AND CONCESSIONS, INCLUDING THE IMPACT OF THE GOVERNMENT'S DECISION TO CUT ESL BILLS BY \$90 MILLION, TALLING \$543.45 ARE REFLECTED ABOVE



Government of South Australia



NOTICE OF EMERGENCY SERVICES LEVY ASSESSMENT

PREFERRED PAYMENT METHOD
See over for more payment options

iB PAY

Billers Code: 24257
Ref: 5041008714

Telephone & Internet Banking - BPAY®
Contact your bank or financial institution to make this payment from your cheque, savings, debit, credit card or transaction account. More info: www.bpay.com.au



*599 504100871400007

S J CROSSLEY & S L STEPHENSON

PAYMENT REMITTANCE ADVICE

OWNERSHIP NUMBER
14200855

DUE DATE
17/09/2019

TOTAL AMOUNT DUE
\$2,792.05

© Registered to BPAY Pty Ltd ABN 69 079 137 518

+50410087140021> +001571+ <0550410087> <0000279205> +444+



ABN 19 040 349 865
Emergency Services Funding Act 1998

NOTICE OF EMERGENCY SERVICES LEVY ASSESSMENT

The Emergency Services Levy working for all South Australians

DATE OF ISSUE 05/08/2019	ASSESSMENT PERIOD 01/07/2019 to 30/06/2020	FOR LAND OWNED AS AT 01/07/2019	OWNERSHIP NUMBER 16071604
<div style="border: 1px solid black; padding: 10px;"> <p>S CROSSLEY & ANR 11 THE PROMENADE CAMP HILL QLD 4152</p> <p style="font-size: 2em; margin-left: 200px;">Sg/sf</p> <p style="font-size: 2em; margin-left: 300px;">Scheduled 17/9/19</p> </div>			DUE DATE 17/09/2019
			TOTAL AMOUNT DUE \$342.85

Pay by due date to avoid penalties

To sign up to email billing or change your postal address, visit www.revenuesa.sa.gov.au/updatedetails

ASSESS. NO. TENANCY.	CAPITAL VALUE	X ESL FACTORS			=	VARIABLE CHARGE	+	FIXED CHARGE	-	GENERAL REMISSIONS	-	CONCESSIONS/ REMISSIONS	+	ARREARS/ PAYMENTS	=	TOTAL
PROPERTY LOCATION	\$	AREA	LAND USE	LEVY RATE		\$	\$	\$	\$	\$	\$	\$	\$	\$	\$	
8644028195 8 / 27 LINDSAY RD / LONSDALE SA 5160 / LT 8 C27050 U8	\$245,000 (R4)	1.0 (CO)	1.044	0.001267		\$324.05	\$50.00	\$31.20		\$0.00		\$0.00		\$0.00		\$342.85
TOTAL AMOUNT DUE															\$342.85	

REMISSIONS AND CONCESSIONS, INCLUDING THE IMPACT OF THE GOVERNMENT'S DECISION TO CUT ESL BILLS BY \$90 MILLION, TOTTALLING \$31.20 ARE REFLECTED ABOVE



Government of South Australia

TO ARRANGE MONTHLY INSTALMENTS PLEASE VISIT
WWW.REVENUESA.SA.GOV.AU/ESLINSTALMENTS PRIOR TO YOUR DUE DATE

DETACH AND RETURN THE PAYMENT REMITTANCE ADVICE WITH YOUR PAYMENT



NOTICE OF EMERGENCY SERVICES LEVY ASSESSMENT

PREFERRED PAYMENT METHOD

See over for more payment options

BPAY	Billor Code: 24257
	Ref: 5069984614

Telephone & Internet Banking - BPAY®
Contact your bank or financial institution to make this payment from your cheque, savings, debit, credit card or transaction account. More info: www.bpay.com.au

© Registered to BPAY Pty Ltd ABN 69 079 137 518



*599 50699846140008

S CROSSLEY & ANR

PAYMENT REMITTANCE ADVICE

OWNERSHIP NUMBER 16071604
DUE DATE 17/09/2019
TOTAL AMOUNT DUE \$342.85

+50699846140021> +001571+ <0550699846> <0000034285> +444+

42060 - Property Expenses - Repairs Maintenance

2020 Financial Year

Preparer Kelly Fu

Reviewer Kelly Fu

Status Completed

Account Code	Description	CY Balance	LY Balance	Change
CSSFHENDON	3/4 Florence Street, Hendon SA 5014		\$1,322.00	100%
STUCROSS31	5/16 Farrow Circuit, Seaford SA 5169	\$612.19		100%
TOTAL		CY Balance	LY Balance	
		\$612.19	\$1,322.00	

Supporting Documents

- General Ledger [Report](#)
- 42060 - R&M U5.pdf [STUCROSS31](#)

Standard Checklist

- Attach Agent statements (either monthly or annual)
- Attach any other statements, notices or invoices

Crossley Stephenson Superannuation Fund

General Ledger

For The Period 01 July 2019 - 30 June 2020

Transaction Date	Description	Units	Debit	Credit	Balance \$
Property Expenses - Repairs Maintenance (42060)					
5/16 Farrow Circuit, Seaford SA 5169 (STUCROSS31)					
16/06/2020	WITHDRAWAL ONLINE 1937270 PYMT PPH Electr Invoice # 4220-U5		612.19		612.19 DR
			612.19		612.19 DR

Total Debits: 612.19

Total Credits: 0.00

INVOICE:

Tax Invoice # 4220
Date: 16th June 2020



Crossley Stephenson Super Fund
Unit 5, 16 Farrow Circuit
Seaford SA 5169

JOB DESCRIPTION:

Date: 15.6.20
Description:

Call out to stop smoke alarm going off at 6am on Monday morning.
Came back on the same day to use scissor lift (next door had one) and replace all x3 smoke alarms in building as they had gone out of date.
Test new smoke alarms.

DESCRIPTION

DESCRIPTION	QTY	UNIT PRICE	TOTAL PRICE
Labour After Hours Service (1 Hour Minimum Charge)	1	\$175.00	\$175.00
Supply and Replace 240V Smoke Alarm	3	\$145.73	\$437.19

SUBTOTAL: \$612.19
 GST: \$61.22
 TOTAL: \$673.41

Pd 16/6/2020

Pay Online Here: <https://sm8.link/7yrta6>

EFT PAYMENT DETAILS

Account Name: PPH Electrical
Account: 395270733
BSB: 015-627

This account must be paid within 7 days.

OVERDUE ACCOUNTS ATTRACT LATE PAYMENT FEES.

Thank you for choosing PPH Electrical.

*All quotes supplied and issued by PPH Electrical will
be the property of PPH Electrical and remain*

Mobile: 0411 899 036 Email: Tyson@PPHelectrical.com.au Web: PPHelectrical.com.au

42100 - Property Expenses - Strata Levy Fees

2020 Financial Year

Preparer Kelly Fu

Reviewer Kelly Fu

Status Completed

Account Code	Description	CY Balance	LY Balance	Change
STUCROSS11	7/27 Lindsay Road, Lonsdale SA 5160	\$1,207.80	\$1,207.80	0%
STUCROSS21	8/27 Lindsay Road, Lonsdale SA 5160	\$1,108.80	\$1,108.80	0%
STUCROSS31	5/16 Farrow Circuit, Seaford SA 5169	\$1,062.00	\$1,062.00	0%
CSSF_EAGALFARM	17/109 Holt Street, Eagle Farm QLD 4009	\$1,567.74		100%
TOTAL		CY Balance	LY Balance	
		\$4,946.34	\$3,378.60	

Supporting Documents

- General Ledger [Report](#)
- 42100 - strata levy U7.pdf [STUCROSS11](#)
- 42100 - strata levy U8.pdf [STUCROSS21](#)
- 42100 - strata levy U5.pdf [STUCROSS31](#)
- 42100 - strata levy U17.pdf [CSSF_EAGALFARM](#)

Standard Checklist

- Attach Agent statements (either monthly or annual)
- Attach any other statements, notices or invoices

Crossley Stephenson Superannuation Fund

General Ledger

For The Period 01 July 2019 - 30 June 2020

Transaction Date	Description	Units	Debit	Credit	Balance \$
Property Expenses - Strata Levy Fees (42100)					
<u>17/109 Holt Street, Eagle Farm QLD 4009 (CSSF EAGALFARM)</u>					
01/06/2020	WITHDRAWAL ONLINE 8253843 BPAY EF Body Co EF Body Corp Fees		1,567.74		1,567.74 DR
			1,567.74		1,567.74 DR
<u>7/27 Lindsay Road, Lonsdale SA 5160 (STUCROSS11)</u>					
01/08/2019	WITHDRAWAL ONLINE 8759731 BPAY U7 Lonsdal U7LonsdaleComCorp		301.95		301.95 DR
01/11/2019	WITHDRAWAL ONLINE 7014903 BPAY U7 Lonsdal U7LonsdaleCommCorp		301.95		603.90 DR
03/02/2020	WITHDRAWAL ONLINE 1294612 BPAY U7 Lonsdal U7LonsdaleCCorpFee		301.95		905.85 DR
01/05/2020	WITHDRAWAL ONLINE 2365902 BPAY U7 Lonsdal U7LonsdaleCommCorp		301.95		1,207.80 DR
			1,207.80		1,207.80 DR
<u>8/27 Lindsay Road, Lonsdale SA 5160 (STUCROSS21)</u>					
01/08/2019	WITHDRAWAL ONLINE 9412105 BPAY U8 Lonsdal U8LonsdaleComCorp		277.20		277.20 DR
01/11/2019	WITHDRAWAL ONLINE 9269948 BPAY U8 Lonsdal U8LonsdaleCommCorp		277.20		554.40 DR
03/02/2020	WITHDRAWAL ONLINE 3193071 BPAY U8 Lonsdal U8LonsdaleCCorpFee		277.20		831.60 DR
01/05/2020	WITHDRAWAL ONLINE 5229181 BPAY U8 Lonsdal U8LonsdaleComCorp		277.20		1,108.80 DR
			1,108.80		1,108.80 DR
<u>5/16 Farrow Circuit, Seaford SA 5169 (STUCROSS31)</u>					
01/07/2019	WITHDRAWAL ONLINE 4048796 BPAY U5 Comm Co U5SeafordComCorpFe		265.50		265.50 DR
01/10/2019	WITHDRAWAL ONLINE 0961486 BPAY U5 Comm Co U5SeafordComCorp#2		265.50		531.00 DR
02/01/2020	WITHDRAWAL ONLINE 1516375 BPAY U5 Comm Co U5SeafordCommCorp		265.50		796.50 DR
01/04/2020	WITHDRAWAL ONLINE 2195220 BPAY U5 Comm Co U5CommCorpFees		265.50		1,062.00 DR
			1,062.00		1,062.00 DR
Total Debits:			4,946.34		
Total Credits:			0.00		



ABN 92 953 615 582

Body Corporate and Community Management Act 1997
NOTICE OF CONTRIBUTIONS

CSSF Nominees Pty Ltd
11 The Promenade
CAMP HILL QLD 4152

Table with 4 columns: Date of Notice (2 May 2020), A/c No (17), Lot No (17), Unit Number (17), Contrib Ent. (628), Interest Ent. (1010)

Table for THE WORKSTORES EAGLE FARM CTS 50832, 109 Holt Street Eagle Farm QLD 4009. Columns: Account, Period, Due Date, Amount, Discount, If paid by, Net Amount. Rows include Admin Fund, Sinking Fund, Insurance Levy, and Totals (\$1,567.74).

Please make your cheque payable to The body corporate for, THE WORKSTORES EAGLE FARM CTS 50832

Teller stamp and initials

Please note that all levies are required to be paid by the due date as per the Body Corporate and Community Management Act 1997. If you have any query, please contact our office on 07 34355300.

Amount Paid \$
Date Paid / /



DEFT PAYMENT SYSTEMS

STRATA CARE AUSTRALIA PTY LTD

DEFT Reference Number: 267169738 1000 0000 175

Pay over the internet from your **Credit Card or *pre-registered bank a/c at www.deft.com.au.
** A surcharge may apply to credit card transactions
By phone from your **Credit Card or *pre-registered bank account.
Call 1300 301 090 Int +612 8232 7395

iBPAY Biller Code: 96503
Ref: 267169738 1000 0000 175

Contact your participating financial institution to make this payment from your cheque or savings account.

Account The Body Corporate for THE WORKSTORES EAGLE FARM C.T.S 50832
Lot No. 17
Owner CSSF NOMINEES PTY LTD

*Payments by phone or internet from your cheque or savings account require registration. Please complete a Customer Initiated Direct Debit registration form available at www.deft.com.au or call 1800 672 162
In person, pay by cash, cheque or EFTPOS at any Post Office in Australia.
Payments made at Australia Post will incur a \$2.75 DEFT processing fee

Pay by mailing this payment slip with your cheque to: DEFT Payment Systems GPO Box 141 Brisbane Qld 4001

All cheques must be made payable to: The Body Corporate For The Workstores Eagle Farm C.T.S 50832



*442 267169738 10000000175

+267169738 10000000175<

TOTAL AMOUNT DUE DUE DATE 01/06/20

\$1,567.74

Scheduled 1/6/2020

000156774<4+



Notice of Levies Due in August 2019

Strata Management SA
ABN 46 600 380 629
288 Fullerton Road
Eastwood SA 5863
(08) 8350 5699

Attention: Stuart Crossley

Issued 01/07/2019 on behalf of:

CSSF Nominees Pty Ltd
11 The Promenade
Camp Hill QLD 4152

Community Corporation No. 27050 Inc.
ABN 35274326996
27 Lindsay Road
Lonsdale SA 5160

for Lot 7 Unit 7
CSSF Nominees Pty Ltd

Due date	Details	Amounts due (\$)		Total
		Admin Fund	Sinking Fund	
01/08/2019	Quarterly Admin/Sinking Levy 01/08/19 - 31/10/2019	274.50	27.45	301.95
Total levies due in month		274.50	27.45	301.95

Total of this levy notice	301.95
Levies in arrears	0.00
Interest on levies in arrears	0.00
Outstanding owner invoices	0.00
Subtotal of amount due	301.95
Prepaid	0.00
Total amount due	\$301.95
Payment due 01/08/2019	

Late Payment: If payment is not made by the due date, interest may be charged at an annual rate of 10%.
Cheques should be made payable to 'Strata Management SA - Trust'



*Registration is required for payments from cheque or savings accounts. Please complete a registration form available at www.deft.com.au or call 1800 672 162. You do not need to re-register for the internet service if already registered for phone payment. Registration is not required for credit card payments.

CSSF Nominees Pty Ltd
Community Corporation 27050
Lot 7 Unit 7



*442 303466650 22271



Billers code 96503

Contact your participating financial institution to make a BPAY payment from your cheque or savings account. Enter the biller code and your DEFT reference number. To use the QR code, use the reader within your mobile banking app. More info: www.bpay.com.au



Pay over the internet by DEFT Online from your pre-registered bank account at www.deft.com.au



Pay by DEFT Phonepay from your pre-registered bank account. Call 1300 301 090 or international +612 8232 7395



Credit card payments can be made over the internet. Log onto www.deft.com.au or call 1300 301 090 and follow the instructions. A surcharge will be applicable if you use this option.



Pay by mailing this payment slip with your cheque to:
DEFT Payment Systems
Locked Bag 656, Adelaide SA 5001



Pay in person at any post office by cash, cheque or Eftpos.
Payments made at Australia Post will incur a \$2.75 DEFT processing fee.

Strata Management SA

DEFT Reference No.

303466650 22271

Amount Due

\$301.95

Due Date

01/08/2019

Amount Paid

\$

Scheduled 1/8/19

+303466650 22271 <

000030195<3+



Notice of Levies Due in November 2019

Strata Management SA
ABN 46 800 350 829
289 Fullarton Road
Eastwood SA 5063
(08) 8350 5699

Attention: Stuart Crossley

Issued 02/10/2019 on behalf of:

Community Corporation No. 27050 Inc.
ABN 35274326996
27 Lindsay Road
Lonsdale SA 5160

CSSF Nominees Pty Ltd
11 The Promenade
Camp Hill QLD 4152

for Lot 7 Unit 7
CSSF Nominees Pty Ltd

Due date	Details	Amounts due (\$)		Total
		Admin Fund	Sinking Fund	
01/11/2019	Quarterly Admin/Sinking Levy 01/11/19 - 31/01/2019	274.50	27.45	301.95
Total levies due in month		274.50	27.45	301.95

Total of this levy notice	301.95
Levies in arrears	0.00
Interest on levies in arrears	0.00
Outstanding owner invoices	0.00
Subtotal of amount due	301.95
Prepaid	0.00
Total amount due	\$301.95
Payment due 01/11/2019	

Late Payment: If payment is not made by the due date, interest may be charged at an annual rate of 10%.
Cheques should be made payable to 'Strata Management SA - Trust'

Scheduled 11/11/19



*Registration is required for payments from cheque or savings accounts. Please complete a registration form available at www.deft.com.au or call 1800 672 162. You do not need to re-register for the internet service if already registered for phone payment. Registration is not required for credit card payments.

CSSF Nominees Pty Ltd
Community Corporation 27050
Lot 7 Unit 7



*442 303466650 22271



Billers code 96503

Contact your participating financial institution to make a BPAY payment from your cheque or savings account. Enter the biller code and your DEFT reference number. To use the QR code, use the reader within your mobile banking app. More info: www.bpay.com.au



Pay over the internet by DEFT Online from your *pre-registered bank account at www.deft.com.au



Pay by DEFT Phonepay from your *pre-registered bank account. Call 1300 301 090 or International +612 8232 7395



Credit card payments can be made over the internet. Log onto www.deft.com.au or call 1300 301 090 and follow the instructions. A surcharge will be applicable if you use this option.



Pay by mailing this payment slip with your cheque to:

DEFT Payment Systems
Locked Bag 656, Adelaide SA 5001



Pay in person at any post office by cash, cheque or Eftpos. Payments made at Australia Post will incur a \$2.75 DEFT processing fee.

Strata Management SA

DEFT Reference Number

303466650 22271

Amount Due

\$301.95

Due Date

01/11/2019

Amount Paid



+303466650 22271 <

000030195<3+



Notice of Levies Due in February 2020

Strata Management SA
ABN 45 800 360 629
280 Fullarton Road
Eastwood SA 5083
(08) 8350 5699

Issued 08/01/2020 on behalf of:

Attention: Stuart Crossley

Community Corporation No. 27050 Inc.
ABN 35274326996
27 Lindsay Road
Lonsdale SA 5160

CSSF Nominees Pty Ltd /
11 The Promenade
Camp Hill QLD 4152

for Lot 7 Unit 7
CSSF Nominees Pty Ltd /

Due date	Details	Amounts due (\$)		Total
		Admin Fund	Sinking Fund	
01/02/2020	Quarterly Admin/Sinking Levy 01/02/20 30/04/20	274.50	27.45	301.95
Total levies due in month		274.50	27.45	301.95

Total of this levy notice 301.95
 Levies in arrears 0.00
 Interest on levies in arrears 0.00
 Outstanding owner invoices 0.00
 Subtotal of amount due 301.95
 Prepaid 0.00
 Total amount due **\$301.95**
 Payment due 01/02/2020

Late Payment: If payment is not made by the due date, interest may be charged at an annual rate of 10%.
Cheques should be made payable to 'Strata Management SA - Trust'



*Registration is required for payments from cheque or savings accounts. Please complete a registration form available at www.deft.com.au or call 1800 672 162. You do not need to re-register for the internet service if already registered for phone payment. Registration is not required for credit card payments.

CSSF Nominees Pty Ltd
Community Corporation 27050
Lot 7 Unit 7



*442 303466650 22271



Billers code 96503



Pay over the Internet by DEFT Online from your 'pre-registered bank account at www.deft.com.au



Pay by DEFT Phonepay from your 'pre-registered bank account. Call 1300 301 090 or International +612 8232 7395



Credit card payments can be made over the Internet. Log onto www.deft.com.au or call 1300 301 090 and follow the instructions. A surcharge will be applicable if you use this option.



Pay by mailing this payment slip with your cheque to:
DEFT Payment Systems
Locked Bag 656, Adelaide SA 5001



Pay in person at any post office by cash, cheque or Eftpos. Payments made at Australia Post will incur a \$2.75 DEFT processing fee.

Contact your participating financial institution to make a BPAY payment from your cheque or savings account. Enter the biller code and your DEFT reference number. To use the QR code, use the reader within your mobile banking app. More info: www.bpay.com.au

Strata Management SA

DEFT Reference Number

303466650 22271

Amount Due

\$301.95

Due Date

01/02/2020

Amount Paid

\$

Scheduled
3/2/2020

+303466650 22271 <

000030195<3+



Strata Management SA
 ABN 49 600 360 629
 288 Fullarton Road
 Eastwood SA 5063
 (08) 8350 5690

Notice of Levies Due in May 2020

Attention: Stuart Crossley

CSSF Nominees Pty Ltd
 11 The Promenade
 Camp Hill QLD 4152

Issued 01/04/2020 on behalf of:
 Reprinted 02/04/2020 on behalf of:
 Community Corporation No. 27050 Inc.
 ABN 35274326996
 27 Lindsay Road
 Lonsdale SA 5160

for Lot 7 Unit 7
 CSSF Nominees Pty Ltd

Due date	Details		Amounts due (\$)		Total
			Admin Fund	Sinking Fund	
01/05/2020	Quarterly Admin/Sinking Levy	01/05/20 - 31/07/20	274.50	27.45	301.95
Total levies due in month			274.50	27.45	301.95

Total of this levy notice	301.95
Levies in arrears	0.00
Interest on levies in arrears	0.00
Outstanding owner invoices	0.00
Subtotal of amount due	301.95
Prepaid	0.00
Total amount due	\$301.95
Payment due 01/05/2020	

Late Payment: If payment is not made by the due date, interest may be charged at an annual rate of 10%.
 Cheques should be made payable to 'Strata Management SA - Trust'



*Registration is required for payments from cheque or savings accounts. Please complete a registration form available at www.deft.com.au or call 1800 672 162. You do not need to re-register for the internet service if already registered for phone payment. Registration is not required for credit card payments

CSSF Nominees Pty Ltd
 Community Corporation 27050
 Lot 7 Unit 7



*442 303466650 22271



Billier code 96503

Contact your participating financial institution to make a BPAY payment from your cheque or savings account. Enter the biller code and your DEFT reference number. To use the QR code, use the reader within your mobile banking app. More info. www.bpay.com.au



Pay over the Internet by DEFT Online from your *pre-registered bank account at www.deft.com.au



Pay by DEFT Phonepay from your *pre-registered bank account. Call 1300 301 090 or International +612 8232 7395



Credit card payments can be made over the internet. Log onto www.deft.com.au or call 1300 301 090 and follow the instructions. A surcharge will be applicable if you use this option.



Pay by mailing this payment slip with your cheque to:
 DEFT Payment Systems
 Locked Bag 656, Adelaide SA 5001



Pay in person at any post office by cash, cheque or Eftpos. Payments made at Australia Post will incur a \$2.75 DEFT processing fee.

Strata Management SA

DEFT Reference Number

303466650 22271

Amount Due

\$301.95

Due Date

01/05/2020

Amount Paid

\$

Scheduled 11/5/2020

+303466650 22271 <

000030195<3+



Notice of Levies Due in August 2019

Strata Management SA
ABN 49 600 360 629
289 Fullerton Road
Eastwood SA 5863
(08) 8350 5690

Attention: Stuart Crossley

Issued 01/07/2019 on behalf of:

CSSF Nominees Pty Ltd
11 The Promenade
Camp Hill QLD 4152

Community Corporation No. 27050 Inc.
ABN 35274326996
27 Lindsay Road
Lonsdale SA 5160

for Lot 8 Unit 8
CSSF Nominees Pty Ltd

Due date	Details	Amounts due (\$)		Total
		Admin Fund	Sinking Fund	
01/08/2019	Quarterly Admin/Sinking Levy 01/08/19 - 31/10/2019	252.00	25.20	277.20
Total levies due in month		252.00	25.20	277.20

Total of this levy notice	277.20
Levies in arrears	0.00
Interest on levies in arrears	0.00
Outstanding owner invoices	0.00
Subtotal of amount due	277.20
Prepaid	0.00
Total amount due	\$277.20
Payment due 01/08/2019	

Late Payment: If payment is not made by the due date, interest may be charged at an annual rate of 10%.
Cheques should be made payable to 'Strata Management SA - Trust'



*Registration is required for payments from cheque or savings accounts. Please complete a registration form available at www.deft.com.au or call 1800 672 162. You do not need to re-register for the internet service if already registered for phone payment. Registration is not required for credit card payments.

CSSF Nominees Pty Ltd
Community Corporation 27050
Lot 8 Unit 8



*442 303466650 22288



Billers code 96503

Contact your participating financial institution to make a BPAY payment from your cheque or savings account. Enter the biller code and your DEFT reference number. To use the QR code, use the reader within your mobile banking app. More info: www.bpay.com.au



Pay over the internet by DEFT Online from your "pre-registered bank account at www.deft.com.au



Pay by DEFT Phonepay from your "pre-registered bank account. Call 1300 301 090 or International +612 8232 7395



Credit card payments can be made over the internet. Log onto www.deft.com.au or call 1300 301 090 and follow the instructions. A surcharge will be applicable if you use this option.



Pay by mailing this payment slip with your cheque to:
DEFT Payment Systems
Locked Bag 656, Adelaide SA 5001



Pay in person at any post office by cash, cheque or Eftpos.
Payments made at Australia Post will incur a \$2.75 DEFT processing fee.

Strata Management SA

DEFT Reference No.

303466650 22288

Amount Due

\$277.20

Due Date

01/08/2019

Amount Paid

\$

+303466650 22288

000027720<3+

Scheduled 1/8/19



Notice of Levies Due in November 2019

Strata Management SA
ABN 49 600 360 829
288 Fullarton Road
Bedwood SA 5063
(08) 8350 5699

Attention: Stuart Crossley

Issued 02/10/2019 on behalf of:

Community Corporation No. 27050 Inc.
ABN 35274326996
27 Lindsay Road
Lonsdale SA 5160

CSSF Nominees Pty Ltd
11 The Promenade
Camp Hill QLD 4152

for Lot 8 Unit 8
CSSF Nominees Pty Ltd

Due date	Details	Amounts due (\$)		Total
		Admin Fund	Sinking Fund	
01/11/2019	Quarterly Admin/Sinking Levy 01/11/19 - 31/01/2019	252.00	25.20	277.20
Total levies due in month		252.00	25.20	277.20

Total of this levy notice 277.20
 Levies in arrears 0.00
 Interest on levies in arrears 0.00
 Outstanding owner invoices 0.00
 Subtotal of amount due 277.20
 Prepaid 0.00
Total amount due \$277.20
Payment due 01/11/2019

Late Payment: If payment is not made by the due date, interest may be charged at an annual rate of 10%.
Cheques should be made payable to 'Strata Management SA - Trust'

Scheduled 1/11/19



*Registration is required for payments from cheque or savings accounts. Please complete a registration form available at www.deft.com.au or call 1800 672 162. You do not need to re-register for the internet service if already registered for phone payment. Registration is not required for credit card payments.

CSSF Nominees Pty Ltd
Community Corporation 27050
Lot 8 Unit 8



Billers code 96503

Contact your participating financial institution to make a BPAY payment from your cheque or savings account. Enter the biller code and your DEFT reference number. To use the QR code, use the reader within your mobile banking app. More info: www.bpay.com.au



Pay over the Internet by DEFT Online from your *pre-registered bank account at www.deft.com.au



Pay by DEFT Phonepay from your *pre-registered bank account. Call 1300 301 090 or International +612 8232 7395



Credit card payments can be made over the Internet. Log onto www.deft.com.au or call 1300 301 090 and follow the instructions. A surcharge will be applicable if you use this option.



Pay by mailing this payment slip with your cheque to:
DEFT Payment Systems
Locked Bag 656, Adelaide SA 5001



Pay in person at any post office by cash, cheque or Eftpos. Payments made at Australia Post will incur a \$2.75 DEFT processing fee.

Strata Management SA

DEFT Reference Number

303466650 22288

Amount Due

\$277.20

Due Date

01/11/2019

Amount Paid

\$



*442 303466650 22288

+303466650 22288 <

000027720<3+



Strata Management SA
 ABN 49 600 380 629
 289 Fullerton Road
 Eastwood SA 5863
 (08) 8350 5699

Notice of Levies Due in February 2020

Issued 08/01/2020 on behalf of:

Attention: Stuart Crossley

Community Corporation No. 27050 Inc.
 ABN 35274326996
 27 Lindsay Road
 Lonsdale SA 5160

CSSF Nominees Pty Ltd
 11 The Promenade
 Camp Hill QLD 4152

for Lot 8 Unit 8
 CSSE Nominees Pty Ltd

Due date	Details	Amounts due (\$)		Total
		Admin Fund	Sinking Fund	
01/02/2020	Quarterly Admin/Sinking Levy 01/02/20 30/04/20	252.00	25.20	277.20
Total levies due in month		252.00	25.20	277.20

Total of this levy notice	277.20
Levies in arrears	0.00
Interest on levies in arrears	0.00
Outstanding owner invoices	0.00
Subtotal of amount due	277.20
Prepaid	0.00
Total amount due	\$277.20
Payment due 01/02/2020	

Late Payment: If payment is not made by the due date, interest may be charged at an annual rate of 10%.
 Cheques should be made payable to 'Strata Management SA - Trust'



*Registration is required for payments from cheque or savings accounts. Please complete a registration form available at www.deft.com.au or call 1800 672 162. You do not need to re-register for the internet service if already registered for phone payment. Registration is not required for credit card payments.

CSSF Nominees Pty Ltd
 Community Corporation 27050
 Lot 8 Unit 8



*442 303466650 22288



Billier code 96503



Pay over the Internet by DEFT Online from your *pre-registered bank account at www.deft.com.au



Pay by DEFT Phonepay from your *pre-registered bank account. Call 1300 301 090 or international +612 8232 7395



Credit card payments can be made over the internet. Log onto www.deft.com.au or call 1300 301 090 and follow the instructions. A surcharge will be applicable if you use this option.



Pay by mailing this payment slip with your cheque to:

DEFT Payment Systems
 Locked Bag 656, Adelaide SA 5001



Pay in person at any post office by cash, cheque or Eftpos. Payments made at Australia Post will incur a \$2.75 DEFT processing fee.

Contact your participating financial institution to make a BPAY payment from your cheque or savings account. Enter the biller code and your DEFT reference number. To use the QR code, use the reader within your mobile banking app. More info: www.bpay.com.au

Strata Management SA

DEFT Reference Number

303466650 22288

Amount Due

\$277.20

Due Date

01/02/2020

Amount Paid

\$

+303466650 22288 <

000027720<3+

Scheduled
 3/2/2020



Strata Management SA
 ABN 41 800 380 828
 289 Fullarton Road
 Eastwood SA 5863
 (08) 8350 5696

Notice of Levies Due in May 2020

Attention: Stuart Crossley

CSSF Nominees Pty Ltd
 11 The Promenade
 Camp Hill QLD 4152

Issued 01/04/2020 on behalf of:
 Reprinted 02/04/2020 on behalf of:
 Community Corporation No. 27050 Inc.
 ABN 35274326996
 27 Lindsay Road
 Lonsdale SA 5160

for Lot 8 Unit 8
 CSSF Nominees Pty Ltd

Due date	Details	Amounts due (\$)		Total
		Admin Fund	Sinking Fund	
01/05/2020	Quarterly Admin/Sinking Levy 01/05/20 - 31/07/20	252.00	25.20	277.20
	Total levies due in month	252.00	25.20	277.20

Total of this levy notice	277.20
Levies in arrears	0.00
Interest on levies in arrears	0.00
Outstanding owner invoices	0.00
Subtotal of amount due	277.20
Prepaid	0.00
Total amount due	\$277.20
Payment due 01/05/2020	

Late Payment: If payment is not made by the due date, interest may be charged at an annual rate of 10%.
 Cheques should be made payable to 'Strata Management SA - Trust'



*Registration is required for payments from cheque or savings accounts. Please complete a registration form available at www.deft.com.au or call 1800 672 162. You do not need to re-register for the internet service if already registered for phone payment. Registration is not required for credit card payments.

CSSF Nominees Pty Ltd
 Community Corporation 27050
 Lot 8 Unit 8



*442 303466650 22288



Billier code 96503



Pay over the Internet by DEFT Online from your *pre-registered bank account at www.deft.com.au



Pay by DEFT Phonepay from your *pre-registered bank account. Call 1300 301 090 or international +612 8232 7395



Credit card payments can be made over the Internet. Log onto www.deft.com.au or call 1300 301 090 and follow the instructions. A surcharge will be applicable if you use this option.



Pay by mailing this payment slip with your cheque to:
 DEFT Payment Systems
 Locked Bag 656, Adelaide SA 5001



Pay in person at any post office by cash, cheque or Eftpos. Payments made at Australia Post will incur a \$2.75 DEFT processing fee.

Contact your participating financial institution to make a BPAY payment from your cheque or savings account. Enter the biller code and your DEFT reference number. To use the QR code, use the reader within your mobile banking app. More info: www.bpay.com.au

Strata Management SA

DEFT Reference Number

303466650 22288

Amount Due

\$277.20

Due Date

01/05/2020

Amount Paid

\$

Scheduled 1/5/2020

+303466650 22288 <

000027720<3+



Notice of Levies Due in July 2019

Strata Management SA
ABN 49 800 360 629
289 Fullarton Road
Eastwood SA 5063
(08) 8350 6690

Attention: Stuart Crossley

Issued 03/06/2019 on behalf of:

Community Corporation No. 27721 Inc.
ABN 66176563419
16 Farrow Circuit
Seaford SA 5169

CSSF Nominees Pty Ltd
11 The Promenade
Camp Hill QLD 4152

for Lot 5 Unit 5
CSSF Nominees Pty Ltd

Due date	Details	Amounts due (\$)		Total
		Admin Fund	Sinking Fund	
01/07/2019	Quarterly Admin/Sinking Levy 01/07/2019 - 30/09/2019	221.25	44.25	265.50
Total levies due in month		221.25	44.25	265.50

Total of this levy notice	265.50
Levies in arrears	0.00
Interest on levies in arrears	0.00
Outstanding owner invoices	0.00
Subtotal of amount due	265.50
Prepaid	0.00
Total amount due	\$265.50
Payment due 01/07/2019	

Late Payment: If payment is not made by the due date, interest may be charged at an annual rate of 10%.
Cheques should be made payable to 'Strata Management SA - Trust'



*Registration is required for payments from cheque or savings accounts. Please complete a registration form available at www.deft.com.au or call 1800 672 162. You do not need to re-register for the internet service if already registered for phone payment. Registration is not required for credit card payments.

CSSF Nominees Pty Ltd

Community Corporation 27721
Lot 5 Unit 5



*442 303466650 16795

+303466650 16795 <



Billers code 96503

Contact your participating financial institution to make a BPAY payment from your cheque or savings account. Enter the biller code and your DEFT reference number. To use the QR code, use the reader within your mobile banking app. More info: www.bpay.com.au



Pay over the Internet by DEFT Online from your "pre-registered bank account at www.deft.com.au



Pay by DEFT Phonepay from your "pre-registered bank account. Call 1300 301 090 or International +612 8232 7395



Credit card payments can be made over the Internet. Log onto www.deft.com.au or call 1300 301 090 and follow the instructions. A surcharge will be applicable if you use this option.



Pay by mailing this payment slip with your cheque to:
DEFT Payment Systems
Locked Bag 656, Adelaide SA 5001



Pay in person at any post office by cash, cheque or Eftpos.
Payments made at Australia Post will incur a \$2.75 DEFT processing fee.

Strata Management SA

DEFT Reference No.

303466650 16795

Amount Due

\$265.50

Due Date

01/07/2019

Amount Paid

\$

Scheduled 1/7/19

000026550<3+



Notice of Levies Due in October 2019

Strata Management SA
ABN 49 600 360 429
288 Farrow Road
Seaford SA 5169
(08) 4360 6609

Attention: Stuart Crossley

Issued 03/09/2019 on behalf of:

Community Corporation No. 27721 Inc.
ABN 66176563419
16 Farrow Circuit
Seaford SA 5169

CSSF Nominees Pty Ltd
11 The Promenade
Camp Hill QLD 4152

for Lot 5 Unit 5
CSSF Nominees Pty Ltd

Due date	Details	Amounts due (\$)		Total
		Admin Fund	Sinking Fund	
01/10/2019	Quarterly Admin/Sinking Levy 01/10/2019 - 31/12/2019	221.25	44.25	265.50
	Total levies due in month	221.25	44.25	265.50

Total of this levy notice	265.50
Levies in arrears	0.00
Interest on levies in arrears	0.00
Outstanding owner invoices	0.00
Subtotal of amount due	265.50
Prepaid	0.00
Total amount due	\$265.50
Payment due 01/10/2019	

Late Payment: If payment is not made by the due date, interest may be charged at an annual rate of 10%.
Cheques should be made payable to 'Strata Management SA - Trust'



*Registration is required for payments from cheque or savings accounts. Please complete a registration form available at www.deft.com.au or call 1800 672 162. You do not need to re-register for the internet service if already registered for phone payment. Registration is not required for credit card payments.

CSSF Nominees Pty Ltd
Community Corporation 27721
Lot 5 Unit 5



*442 303466650 16795

+303466650 16795 <



Bill code 96503



Pay over the Internet by DEFT Online from your *pre-registered bank account at www.deft.com.au



Pay by DEFT Phonepay from your *pre-registered bank account. Call 1300 301 090 or International +612 8232 7395



Credit card payments can be made over the Internet. Log onto www.deft.com.au or call 1300 301 090 and follow the instructions. A surcharge will be applicable if you use this option.



Pay by mailing this payment slip with your cheque to:
DEFT Payment Systems
Locked Bag 656, Adelaide SA 5001



Pay in person at any post office by cash, cheque or Eftpos. Payments made at Australia Post will incur a \$2.75 DEFT processing fee.

Contact your participating financial institution to make a BPAY payment from your cheque or savings account. Enter the biller code and your DEFT reference number. To use the QR code, use the reader within your mobile banking app. More info: www.bpay.com.au

Strata Management SA

DEFT Reference No.

303466650 16795

Amount Due

\$265.50

Due Date

01/10/2019

Amount Paid

\$

000026550<3+

Scheduled
11/10/19



Notice of Levies Due in January 2020

Strata Management SA
ABN 49 600 360 629
289 Herbert Road
Carwood SA 5863
(08) 8360 6609

Attention: Stuart Crossley

Issued 04/12/2019 on behalf of:

Community Corporation No. 27721 Inc.
ABN 66176563419
16 Farrow Circuit
Seaford SA 5169

CSSF Nominees Pty Ltd
11 The Promenade
Camp Hill QLD 4152

for Lot 5 Unit 5
CSSF Nominees Pty Ltd

Due date	Details	Amounts due (\$)		Total
		Admin Fund	Sinking Fund	
01/01/2020	Quarterly Admin/Sinking Levy 01/01/2020 - 31/03/2020	221.25	44.25	265.50
	Total levies due in month	221.25	44.25	265.50

Total of this levy notice	265.50
Levies in arrears	0.00
Interest on levies in arrears	0.00
Outstanding owner invoices	0.00
Subtotal of amount due	265.50
Prepaid	0.00
Total amount due	\$265.50
Payment due 01/01/2020	

Late Payment: If payment is not made by the due date, interest may be charged at an annual rate of 10%.
Cheques should be made payable to 'Strata Management SA - Trust'



*Registration is required for payments from cheque or savings accounts. Please complete a registration form available at www.deft.com.au or call 1800 672 162. You do not need to re-register for the internet service if already registered for phone payment. Registration is not required for credit card payments.

CSSF Nominees Pty Ltd

Community Corporation 27721
Lot 5 Unit 5



*442 303466650 16795



Billers code 96503

Contact your participating financial institution to make a BPAY payment from your cheque or savings account. Enter the biller code and your DEFT reference number. To use the QR code, use the reader within your mobile banking app. More info: www.bpay.com.au



Pay over the Internet by DEFT Online from your 'pre-registered bank account at www.deft.com.au



Pay by DEFT Phonepay from your 'pre-registered bank account. Call 1300 301 090 or International +612 8232 7395



Credit card payments can be made over the internet. Log onto www.deft.com.au or call 1300 301 090 and follow the instructions. A surcharge will be applicable if you use this option.



Pay by mailing this payment slip with your cheque to:
DEFT Payment Systems
Locked Bag 656, Adelaide SA 5001



Pay in person at any post office by cash, cheque or Eftpos. Payments made at Australia Post will incur a \$2.75 DEFT processing fee.

Strata Management SA

DEFT Reference Number

303466650 16795

Amount Due

\$265.50

Due Date

01/01/2020

Amount Paid

\$

+303466650 16795 <

000026550<3+

Scheduled
2/1/20



Strata Management SA
 ABN 49 600 350 629
 289 Fullerton Road
 Leithwood SA 5863
 (08) 8360 5690

Notice of Levies Due in April 2020

Issued 02/03/2020 on behalf of:

Attention: Stuart Crossley

Community Corporation No. 27721 Inc.
 ABN 66176563419
 16 Farrow Circuit
 Seaford SA 5169

CSSF Nominees Pty Ltd
 11 The Promenade
 Camp Hill QLD 4152

for Lot 5 Unit 5
 CSSF Nominees Pty Ltd

Due date	Details	Amounts due (\$)		Total
		Admin Fund	Sinking Fund	
01/04/2020	Quarterly Admin/Sinking Levy 01/04/2020 - 30/06/2020	221.25	44.25	265.50
	Total levies due in month	221.25	44.25	265.50

Total of this levy notice	265.50
Levies in arrears	0.00
Interest on levies in arrears	0.00
Outstanding owner invoices	0.00
Subtotal of amount due	265.50
Prepaid	0.00
Total amount due	\$265.50
Payment due 01/04/2020	

Late Payment: If payment is not made by the due date, interest may be charged at an annual rate of 10%.
 Cheques should be made payable to 'Strata Management SA - Trust'



*Registration is required for payments from cheque or savings accounts. Please complete a registration form available at www.deft.com.au or call 1800 672 162. You do not need to re-register for the internet service if already registered for phone payment. Registration is not required for credit card payments.

CSSF Nominees Pty Ltd
 Community Corporation 27721
 Lot 5 Unit 5



*442 303466650 16795



Billers code 96503

Contact your participating financial institution to make a BPAY payment from your cheque or savings account. Enter the biller code and your DEFT reference number. To use the QR code, use the reader within your mobile banking app. More info: www.bpay.com.au



Pay over the Internet by DEFT Online from your *pre-registered bank account at www.deft.com.au



Pay by DEFT Phonepay from your *pre-registered bank account. Call 1300 301 090 or International +612 8232 7395



Credit card payments can be made over the Internet. Log onto www.deft.com.au or call 1300 301 090 and follow the instructions. A surcharge will be applicable if you use this option.



Pay by mailing this payment slip with your cheque to:
 DEFT Payment Systems
 Locked Bag 656, Adelaide SA 5001



Pay in person at any post office by cash, cheque or Eftpos. Payments made at Australia Post will incur a \$2.75 DEFT processing fee.

Strata Management SA

DEFT Reference Number

303466650 16795

Amount Due

\$265.50

Due Date

01/04/2020

Amount Paid

\$

+303466650 16795 <

000026550<3+

*Scheduled
1/4/2020*

42110 - Property Expenses - Sundry Expenses

2020 Financial Year

Preparer Kelly Fu

Reviewer Kelly Fu

Status Completed

Account Code	Description	CY Balance	LY Balance	Change
CSSF_EAGALFARM	17/109 Holt Street, Eagle Farm QLD 4009	\$1,300.00		100%
STUCROSS31	5/16 Farrow Circuit, Seaford SA 5169		\$385.00	100%
STUCROSS21	8/27 Lindsay Road, Lonsdale SA 5160		\$465.00	100%
TOTAL		CY Balance	LY Balance	
		\$1,300.00	\$850.00	

Supporting Documents

- General Ledger [Report](#)
- 42110 - BMT Tax Invoice - 692303.pdf

Standard Checklist

- Attach Agent statements (either monthly or annual)
- Attach any other statements, notices or invoices

Crossley Stephenson Superannuation Fund

General Ledger

For The Period 01 July 2019 - 30 June 2020

Transaction Date	Description	Units	Debit	Credit	Balance \$
Property Expenses - Sundry Expenses (42110)					
<u>17/109 Holt Street, Eagle Farm QLD 4009 (CSSF EAGALFARM)</u>					
15/04/2020	WITHDRAWAL ONLINE 7709088 BPAY BMT TAX DE EFarmBMTTaxReport		1,300.00		1,300.00 DR
			1,300.00		1,300.00 DR

Total Debits: 1,300.00

Total Credits: 0.00

42150 - Property Expenses - Water Rates

2020 Financial Year

Preparer Kelly Fu

Reviewer Kelly Fu

Status Completed

Account Code	Description	CY Balance	LY Balance	Change
STUCROSS21	8/27 Lindsay Road, Lonsdale SA 5160	\$669.11	\$630.45	6.13%
CSSFHENDON	3/4 Florence Street, Hendon SA 5014	\$1,079.94	\$1,063.50	1.55%
STUCROSS11	7/27 Lindsay Road, Lonsdale SA 5160	\$648.68	\$640.53	1.27%
STUCROSS31	5/16 Farrow Circuit, Seaford SA 5169	\$1,060.82	\$681.99	55.55%
CSSF_EAGALFARM	17/109 Holt Street, Eagle Farm QLD 4009	\$439.06		100%
TOTAL		CY Balance	LY Balance	
		\$3,897.61	\$3,016.47	

Supporting Documents

- General Ledger [Report](#)
- 42150 - water rates U8.pdf [STUCROSS21](#)
- 42150 - water rates U3.pdf [CSSFHENDON](#)
- 42150 - water rates U7.pdf [STUCROSS11](#)
- 42150 - water rates U5.pdf [STUCROSS31](#)
- 42150 - water rates U17.pdf [CSSF_EAGALFARM](#)

Standard Checklist

- Attach Agent statements (either monthly or annual)
- Attach any other statements, notices or invoices

Crossley Stephenson Superannuation Fund

General Ledger

For The Period 01 July 2019 - 30 June 2020

Transaction Date	Description	Units	Debit	Credit	Balance \$
Property Expenses - Water Rates (42150)					
<u>17/109 Holt Street, Eagle Farm QLD 4009 (CSSF EAGALFARM)</u>					
27/02/2020	WITHDRAWAL ONLINE 7158861 BPAY EagleFarmQ EagleFarmQldWater		215.72		215.72 DR
28/05/2020	WITHDRAWAL ONLINE 0423725 BPAY EagleFarmQ EFarmUrbanWater		223.34		439.06 DR
			439.06		439.06 DR
<u>3/4 Florence Street, Hendon SA 5014 (CSSFHENDON)</u>					
16/08/2019	WITHDRAWAL ONLINE 4352272 BPAY U3 Hendon U3HendonSAWater#1		264.32		264.32 DR
16/08/2019	WITHDRAWAL ONLINE 7425197 BPAY SA WATER F U3HendonWaterUsage		7.87		272.19 DR
15/11/2019	WITHDRAWAL ONLINE 8692389 BPAY SA WATER F U3HendonWater		3.41		275.60 DR
15/11/2019	WITHDRAWAL ONLINE 4719231 BPAY U3 Hendon U3HendonSAWater		264.32		539.92 DR
14/02/2020	WITHDRAWAL ONLINE 4179167 BPAY U3 Hendon U3HendonSAWater		264.32		804.24 DR
14/02/2020	WITHDRAWAL ONLINE 7920964 BPAY SA WATER F U3HendonWaterUsage		5.69		809.93 DR
15/05/2020	WITHDRAWAL ONLINE 7925077 BPAY HendonSAWa U3HendonWaterUsage		5.69		815.62 DR
15/05/2020	WITHDRAWAL ONLINE 7396414 BPAY U3 Hendon U3HendonSAWater		264.32		1,079.94 DR
			1,079.94		1,079.94 DR
<u>7/27 Lindsay Road, Lonsdale SA 5160 (STUCROSS11)</u>					
10/10/2019	WITHDRAWAL ONLINE 5603068 BPAY SA WATER U7LonsdaleSAWater		159.60		159.60 DR
27/12/2019	WITHDRAWAL ONLINE 2458204 BPAY U7 Lonsdal U7LonsdaleSAWater		166.44		326.04 DR
27/03/2020	WITHDRAWAL ONLINE 0481571 BPAY U7 Lonsdal U7LonsdaleSAWater		159.61		485.65 DR
26/06/2020	WITHDRAWAL ONLINE 7481651 BPAY U7 Lonsdal U7LonsdaleSAWater		163.03		648.68 DR
			648.68		648.68 DR
<u>8/27 Lindsay Road, Lonsdale SA 5160 (STUCROSS21)</u>					
27/09/2019	WITHDRAWAL ONLINE 9465271 BPAY U8 Lonsdal U8LonsdaleSAWater		166.38		166.38 DR
27/12/2019	WITHDRAWAL ONLINE 5227719 BPAY U8 Lonsdal U8LonsdaleSAWater		166.44		332.82 DR
27/03/2020	WITHDRAWAL ONLINE 3157943 BPAY U8 Lonsdal U8LonsdaleSAWater		166.44		499.26 DR
26/06/2020	WITHDRAWAL ONLINE 7752419 BPAY U8 Lonsdal U8LonsdaleSAWater		169.85		669.11 DR
			669.11		669.11 DR

Crossley Stephenson Superannuation Fund

General Ledger

For The Period 01 July 2019 - 30 June 2020

Transaction Date	Description	Units	Debit	Credit	Balance \$
<u>5/16 Farrow Circuit, Seaford SA 5169 (STUCROSS31)</u>					
10/10/2019	WITHDRAWAL ONLINE 1189121 BPAY SA WATER U5SeafordSAWater		170.89		170.89 DR
27/12/2019	WITHDRAWAL ONLINE 3493916 BPAY U5 Seaford U5SeafordSAWater		203.96		374.85 DR
27/03/2020	WITHDRAWAL ONLINE 2153896 BPAY U5 Seaford U5SeafordSAWater		232.39		607.24 DR
26/06/2020	WITHDRAWAL ONLINE 6434982 BPAY U5 Seaford U5SeafordSAWater		453.58		1,060.82 DR
			1,060.82		1,060.82 DR

Total Debits: 3,897.61

Total Credits: 0.00

Account number

25 28293 15 4

Date of Invoice

24 July 2019

Scheduled 16/8/19

TOTAL AMOUNT

\$264.32

Pay by date

16.8.19

Bill Enquiries

1300 650 950

Service Difficulties & Emergencies (24hrs)

1300 883 121



003379 038 - 4152

CSSF NOMINEES PTY LTD
 11 THE PROMENADE
 CAMP HILL QLD 4152

U3 4 FLORENCE ST HENDON LT 3 C26784

Property value: \$560 000 Commercial

See reverse for more information \$

				\$
WATER	Quarterly Charge July to September			
	For a property with a value of \$560 000	at 17.125 cents per \$1000	95.90	95.90
SEWER	Quarterly Charge July to September			
	For a property with a value of \$560 000	at 30.075 cents per \$1000	168.42	168.42

Total GST of this invoice \$0.00

SA Water: Owned by the South Australian Government for the people of South Australia.

SAWGRN 08/18

Payment Options
 See the reverse for details

Trancode
 831

User Code
 009915

Commonwealth Bank Ref
 000252829315016

Date paid

/ /

Account number

25 28293 15 4

TOTAL AMOUNT

\$264.32

Pay by date

16.8.19

Bill Enquiries

1300 650 950

\$



Bill Code:
 8888

Reference Number

2528293154



*591 2528293154

Please do not mark below this line

<0000026432>

<009915>

<000252829315016>

>

E-337915-33801-6760

SA Water
 250 Victoria Square / Tarntanyangga
 Adelaide SA 5000
 ABN 69 336 525 019
 www.sawater.com.au

Enquiries

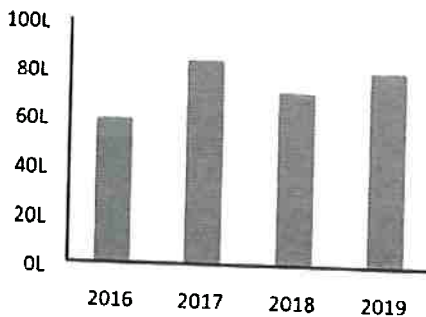
General, billing and
 payment difficulties **1300 650 950**
 Monday to Friday 8.30am-5pm
 customercare@sawater.com.au

Service difficulties 1300 883 121
 7 days per week 24 hours per day
 Water Wise Hotline 1800 130 952
 GPO 1751
 Adelaide SA 5001

COMMUNITY CORP NO 26784 INC
 C/ S CROSSLEY-STEPHENSON
 11 THE PROMENADE
 CAMP HILL QLD 4152

Daily water use

Your average daily water use compared with the same quarter for previous years



Find out more about water and wastewater services at
www.sawater.com.au.

U3 = 7-07

Your account

Account number 25 28293 01 5
 Invoice date 24 Jul 19
 Pay by **16 Aug 19**
 Total due **\$23.59**

Account summary

Residential property: 4 FLORENCE ST
 HENDON C26784 CP

Previous balance	\$67.40
Amount paid	\$67.40cr
New charges	\$23.59
Current balance	\$23.59

Date paid / /

Amount paid \$



Bill code: 8888
 Ref: 2528293015

Telephone and Internet Banking - BPAY®. Call your bank
 or financial institution to make this payment from your
 cheque, savings, debit or transaction account.
 More information: www.bpay.com.au

Trancode	User code	Commonwealth Bank ref
831	009915	2528293015



Payment slip

Account number 25 28293 01 5
 Invoice date 24 Jul 19
 Pay by **16 Aug 19**
 Total due **\$23.59**

COMMUNITY CORP NO 26784 INC
 C/: S CROSSLEY-STEPHENSON
 11 THE PROMENADE
 CAMP HILL QLD 4152

Enquiries

General, billing and
 payment difficulties **1300 650 950**
 Monday to Friday 8.30am-5pm
 customercare@sawater.com.au

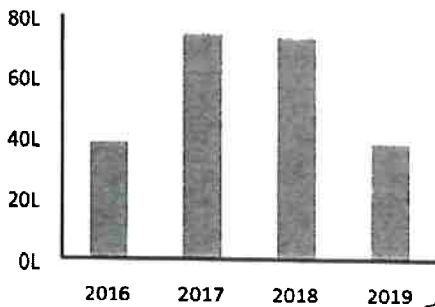
Service difficulties 1300 883 121
 7 days per week 24 hours per day

Water Wise Hotline 1800 130 952

GPO 1751
 Adelaide SA 5001

Daily water use

Your average daily water use compared with the same
 quarter for previous years



Find out more about water and wastewater services at
www.sawater.com.au.

Substituted

U1 = (3-41) TRUST
 U2 = (3-41) TRUST
 U3 = (3-41) SMSF *11/11/19*

Substituted

Your account

Account number 25 28293 01 5

Invoice date 23 Oct 19

Pay by **15 Nov 19**

Total due **\$10.23**

Account summary

Residential property: 4 FLORENCE ST
 HENDON C26784 CP

Previous balance	\$23.59
Amount paid	\$23.59cr
New charges	\$10.23
Current balance	\$10.23

Date paid / /

Amount paid \$



Bill code: 8888
 Ref: 2528293015

Telephone and Internet Banking - BPAY®. Call your bank
 or financial institution to make this payment from your
 cheque, savings, debit or transaction account.
 More Information: www.bpay.com.au

Trancode	User code	Commonwealth Bank ref
831	009915	2528293015



Payment slip

Account number 25 28293 01 5

Invoice date 23 Oct 19

Pay by **15 Nov 19**

Total due **\$10.23**



South Australian Water Corporation ABN: 69 336 525 019
 250 Victoria Square, Adelaide SA 5000 www.sawater.com.au

Account number

25 28293 15 4

Date of Invoice

23 October 2019

Scheduled 15/11/19

TOTAL AMOUNT

\$264.32

Pay by date

15.11.19



003433 038 - 4152

CSSF NOMINEES PTY LTD
 11 THE PROMENADE
 CAMP HILL QLD 4152



Bill Enquiries

1300 650 950

Service Difficulties & Emergencies (24hrs)

1300 883 121

U3 4 FLORENCE ST HENDON LT 3 C26784

Property value: \$560 000 Commercial

See reverse for more information

\$

WATER

Quarterly Charge October to December

For a property with a value of \$560 000

at 17.125 cents per \$1000

95.90

95.90

SEWER

Quarterly Charge October to December

For a property with a value of \$560 000

at 30.075 cents per \$1000

168.42

168.42

Total GST of this invoice \$0.00

SA Water: Owned by the South Australian Government for the people of South Australia.

SAWGRN 06/18



Payment Options

See the reverse for details



Bill Code:
8888

Reference Number

2528293154

Trancode

831

User Code

009915

Commonwealth Bank Ref

000252829315016

Account number

25 28293 15 4

Date paid

/ /

TOTAL AMOUNT

\$264.32

Pay by date

15.11.19

Bill Enquiries

1300 650 950

\$

Please do not mark below this line

<0000026432>

<009915>

<000252829315016>

>

E-949395-34351/6870

Account number

25 28293 15 4

Date of Invoice

22 January 2020

Scheduled 14/2/2020

TOTAL AMOUNT

\$264.32

Pay by date

14.2.20



003433 038 - 4152

CSSF NOMINEES PTY LTD
11 THE PROMENADE
CAMP HILL QLD 4152



Bill Enquiries

1300 650 950

Service Difficulties & Emergencies (24hrs)

1300 883 121

U3 4 FLORENCE ST HENDON LT 3 C26784

Property value: \$560 000 Commercial

See reverse for more information

\$

WATER

Quarterly Charge *January to March*
For a property with a value of \$560 000

at 17.125 cents per \$1000

95.90

95.90

SEWER

Quarterly Charge *January to March*
For a property with a value of \$560 000

at 30.075 cents per \$1000

168.42

168.42

Total GST of this invoice \$0.00

SA Water: Owned by the South Australian Government for the people of South Australia.

SAWGRN06/18



Trancode

831

User Code

009915

Commonwealth Bank Ref

000252829315016

Date paid

/ /

Account number

25 28293 15 4

TOTAL AMOUNT

\$264.32

Pay by date

14.2.20

Bill Enquiries

1300 650 950

\$



Bill Code:
8888

Reference Number

2528293154



*591 2528293154

Please do not mark below this line

<0000026432>

<009915>

<000252829315016>

>



SA Water
 250 Victoria Square / Tarntanyangga
 Adelaide SA 5000
 ABN 69 336 525 019
 www.sawater.com.au

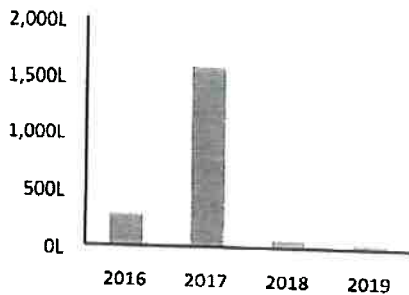
COMMUNITY CORP NO 26784 INC
 C/ S CROSSLEY-STEPHENSON
 11 THE PROMENADE
 CAMP HILL QLD 4152

Enquiries

General, billing and payment difficulties **1300 650 950**
 Monday to Friday 8.30am-5pm
 customercare@sawater.com.au
 Service difficulties 1300 883 121
 7 days per week 24 hours per day
 Water Wise Hotline 1800 130 952
 GPO 1751
 Adelaide SA 5001

Daily water use

Your average daily water use compared with the same quarter for previous years



Find out more about water and wastewater services at www.sawater.com.au.

Your account

Account number 25 28293 01 5
 Invoice date 22 Jan 20
 Pay by **14 Feb 20**
 Total due **\$17.07**

Account summary

Residential property: 4 FLORENCE ST
 HENDON C26784 CP
 Previous balance \$10.23
 Amount paid \$10.23cr
 New charges \$17.07
 Current balance \$17.07



U1 = 5.69
 U2 = 5.69
 U3 = 5.69
Schedule 14/2/2020

Date paid / /
 Amount paid \$

B PAY Biller code: 8888
 Ref: 2528293015

Telephone and Internet Banking - BPAY[®]. Call your bank or financial institution to make this payment from your cheque, savings, debit or transaction account.
 More information: www.bpay.com.au

Trancode 831 User code 009915 Commonwealth Bank ref 2528293015



Payment slip

Account number 25 28293 01 5
 Invoice date 22 Jan 20
 Pay by **14 Feb 20**
 Total due \$17.07



Please do not mark below

<0000001707> <009915> <000252829301016> >

250 Victoria Square/Tamtanyangga
Adelaide SA 5000

Customer Service

Adelaide-based Customer Care Centre

1300 SA WATER
(1300 729 283)

customercare@sawater.com.au

www.sawater.com.au

SA Water, the leading provider of water services for around 1.7 million South Australians, has been working together with the community to supply safe, clean drinking water and a dependable sewerage service for more than 160 years.

COMMUNITY CORP NO 26784 INC
C/: S CROSSLEY-STEPHENSON
11 THE PROMENADE
CAMP HILL QLD 4152

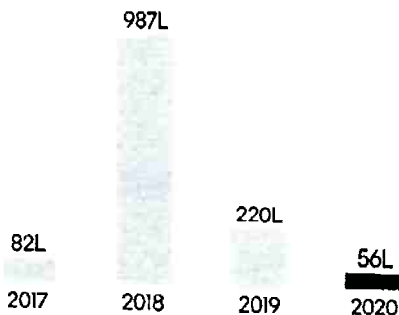
SMSF

Total amount due:
\$17.07

Pay by:
15 May 20

Your group's water use snapshot

Your group's average daily water use compared with the same quarter in previous years. To see how you compare to similar households visit www.sawater.com.au/mybill.



Your average daily cost for this quarter
\$0.19

Your account

Account no. **25 28293 01 5**
Invoice date **22 Apr 20**
Residential **4 FLORENCE ST HENDON**
C26784 CP

Account summary

Previous balance		\$17.07
Amount paid	⊖	\$17.07
New charges	⊕	\$17.07
Current balance	⊖	\$17.07

Fees may apply for late payment.

Thinking of going digital?

Save paper and get your bill by email.



U1 = 5.69
U2 = 5.69
U3 = 5.69

Scheduled
15/5/2020

SA Water, the leading provider of water services for around 1.7 million South Australians, has been working together with the community to supply safe, clean drinking water and a dependable sewerage service for more than 160 years.



007294 038 - 4152

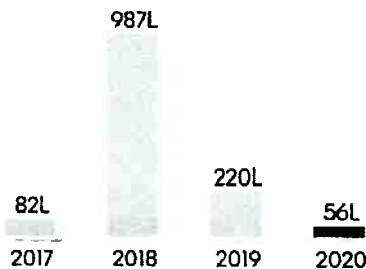
CSSF NOMINEES PTY LTD
11 THE PROMENADE
CAMP HILL QLD 4152



Total amount due:
\$264.32
Pay by:
15 May 20

Your group's water use snapshot
Your group's average daily water use compared with the same quarter in previous years. To see how you compare to similar households visit www.sawater.com.au/mybill.

*Scheduled
15/5/2020*



Your average daily cost for this quarter
\$2.90

Your account

Account no. **25 28293 15 4**
Invoice date **22 Apr 20**
Commercial **U3 4 FLORENCE ST
HENDON LT 3 C26784**

Account summary


Previous balance		\$264.32
Amount paid	⊖	\$264.32
New charges	⊕	\$264.32
Current balance	⊖	\$264.32

Fees may apply for late payment.

*Growing
Aboriginal
businesses*

As part of our effort to achieve reconciliation, we actively support Aboriginal businesses in South Australia.

Discover more by visiting sawater.com.au/reconciliation





Queensland Urban Utilities
ABN 86 673 835 011

Water and Sewerage Quarterly Account

Account Enquiries 13 26 57

Faults and Emergencies 13 23 64

www.urbanutilities.com.au

24 JAN 2020

Br:



QUUC11_AA401/E-2257/8-4551/1-9101/036
URBAN DEVELOPMENT CORPORATION PTY LTD
THE MG UNIT TRUST
PO BOX 634
HAMILTON QLD 4007

Customer reference number	10 1080 7378 0000 3
Bill number	1080 7378 10
Date issued	28/01/2020
Total due	\$215.72
Current charges due date	27/02/2020

Scheduled
27/2/2020

Property Location: 17
109 HOLT STREET
EAGLE FARM 4009

Your water usage

Water usage (kL)	4
Days charged	92
Average daily water usage (litres)	
Current period	43
Same period last year	11

Account Summary Period 05/09/2019 - 05/12/2019

Your Last Account


Amount Billed	\$208.04
Amount Paid	\$208.04CR

Your Current Account

Balance	\$0.00
Current Charges	\$215.72

Total Due **\$215.72**

If full payment is not received by the due date, a compounding interest of 11% per annum will accrue daily on any amount owing.



EVERYONE & EVERY DROP COUNTS



SHORTER SHOWERS
REALLY COUNT



FOR MORE TIPS, VISIT URBANUTILITIES.COM.AU/WATERSUSTAINABILITY

Payment options

Direct debit
To arrange automatic payment from your bank account, visit www.urbanutilities.com.au/directdebit

Telephone and internet banking - BPAY
Contact your bank or financial institution to make this payment from your cheque, savings, credit card, debit or transaction account.
BPAY View® View and pay this bill using internet banking. More info: www.bpay.com.au

Internet
Pay your account online using MasterCard or Visa credit card at www.urbanutilities.com.au/creditcard
Payment by credit card will incur a 0.51% surcharge. We accept Mastercard or Visa credit cards.

By phone
Call 1300 123 141 to pay your account using your MasterCard or Visa card*.

Mail
Tear off this slip and return with your cheque payment to Queensland Urban Utilities PO Box 963, Parramatta, NSW 2124

In person
Pay in person at Australia Post with cash, cheque, money order, debit card or any branch of the Commonwealth Bank with cash or cheque.

Amount paid

Date paid

Receipt number

**Water and Sewerage
Quarterly Account**

OUUC96_A4B/E-1/S-1/I-1/

CSSF NOMINEES PTY LTD
C/- EAGLE FARM PROPERTY TRUST
11 THE PROMENADE
CAMP HILL QLD 4152

Property Location: 17
109 HOLT STREET
EAGLE FARM 4009

Account Summary Period 06/12/2019 - 09/03/2020

Your Current Account

Interest	\$0.92
Overdue Balance	\$215.72
Current Charges	\$223.34
Total Due	\$439.98

If full payment is not received by the due date, a compounding interest of 11% per annum will accrue daily on any amount owing.

Customer reference number	10 1094 4661 0000 6
Bill number	1094 4661 4
Date issued	28/04/2020
Total due	\$223.34 \$439.98
Current charges due date	28/05/2020
Your water usage	
Water usage (kL)	6
Days charged	95
Average daily water usage (litres)	
Current period	0
Same period last year	

Scheduled 28/5/2020



Want to save time and paper - and be in to win \$100 off your next bill?
Switch to eBilling now at urbanutilities.com.au/ebilling

SCAN ME

Direct debit
To arrange automatic payment from your bank account, visit www.urbanutilities.com.au/directdebit

Telephone and internet banking - BPAY[®]
Contact your bank or financial institution to make this payment from your cheque, savings, credit card, debit or transaction account.
BPAY View[®] View and pay this bill using internet banking.
More info: www.bpay.com.au

Internet
Pay your account online using MasterCard or Visa

Payment options

By phone
Call 1300 123 141 to pay your account using your MasterCard or Visa card^{*}.

Mail
Tear off this slip and return with your cheque payment to Urban Utilities PO Box 963, Parramatta, NSW 2124

In person
Pay in person at Australia Post with cash, cheque, money order, debit card or any branch of the Commonwealth Bank with cash or cheque.

Amount paid

Date paid

Receipt number

BS0120

SA Water
 250 Victoria Square / Tarntanyangga
 Adelaide SA 5000
 ABN 69 336 525 019
www.sawater.com.au

Enquiries

General, billing and
 payment difficulties **1300 650 950**
 Monday to Friday 8.30am-5pm
customercare@sawater.com.au

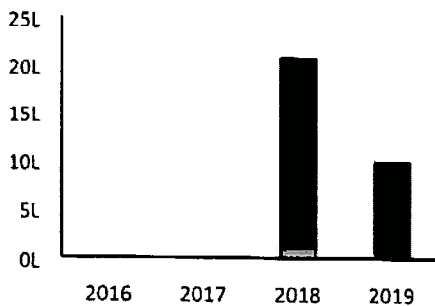
Service difficulties 1300 883 121
 7 days per week 24 hours per day
 Water Wise Hotline 1800 130 952
 GPO 1751
 Adelaide SA 5001

CSSF NOMINEES PTY LTD

11 THE PROMENADE
 CAMP HILL QLD 4152

Daily water use

Your average daily water use compared with the same quarter for previous years



Find out more about water and wastewater services at www.sawater.com.au.

Your account

Account number 86 44028 18 7
 Invoice date 04 Sep 19
 Pay by **27 Sep 19**
 Total due **\$159.60**

Account summary

Commercial property: U7 27 LINDSAY RD
 LONSDALE LT 7 C27050 U7

Previous balance	\$160.99
Amount paid	\$160.99cr
New charges	\$159.60
Current balance	\$159.60

Pd 10/10/19

Date paid / /

Amount paid \$



Bill code: 8888
 Ref: 8644028187

Telephone and Internet Banking - BPAY®. Call your bank or financial institution to make this payment from your cheque, savings, debit or transaction account.
 More information: www.bpay.com.au

Trancode	User code	Commonwealth Bank ref
831	009915	8644028187



Payment slip

Account number 86 44028 18 7
 Invoice date 04 Sep 19
 Pay by **27 Sep 19**
 Total due **\$159.60**



South Australian Water Corporation ABN: 69 336 525 019
 250 Victoria Square, Adelaide SA 5000 www.sawater.com.au

Account number
86 44028 18 7

Date of Invoice
04 December 2019

Scheduled 27/12/19

TOTAL AMOUNT
\$166.44

Pay by date
27.12.19



001591 038 - 4152

CSSF NOMINEES PTY LTD
 11 THE PROMENADE
 CAMP HILL QLD 4152



Bill Enquiries
1300 650 950

Service Difficulties & Emergencies (24hrs)

1300 883 121

U7 27 LINDSAY RD LONSDALE LT 7 C27050 U7

Property value: \$245 000 Commercial

See reverse for more information

\$

WATER

Quarterly Minimum Charge *October to December* 75.40 75.40

Between 23.08.19 and 19.11.19 3.00 kL 3.00 kL at \$3.4130 10.24 10.24

SEWER

Quarterly Minimum Charge *October to December* 80.80 80.80

Total GST of this invoice \$0.00

SA Water: Owned by the South Australian Government for the people of South Australia.

SAWGEN 08/18



Payment Options
 See the reverse for details

Trancode
831

User Code
009915

Commonwealth Bank Ref
000864402818016

Date paid
 / /

Account number
86 44028 18 7

TOTAL AMOUNT
\$166.44

Pay by date
27.12.19



Reference Number
8644028187



*591 8644028187

Bill Enquiries
1300 650 950

Billers Code:
 8888

\$

Please do not mark below this line

<0000016644>

<009915>

<000864402818016>

>

E-1587/S-16041-3208

Account number
86 44028 18 7

Date of Invoice
04 March 2020

Scheduled 27/3/2020

TOTAL AMOUNT
\$159.61
 Pay by date
27.3.20

001611 038 - 4152
CSSF NOMINEES PTY LTD
 11 THE PROMENADE
 CAMP HILL QLD 4152

Bill Enquiries
1300 650 950

Service Difficulties & Emergencies (24hrs)

1300 883 121

U7 27 LINDSAY RD LONSDALE LT 7 C27050 U7
 Property value: \$245 000 Commercial *See reverse for more information* \$

WATER	Quarterly Minimum Charge <i>January to March</i>			75.40	75.40
	Between 19.11.19 and 26.02.20	1.00 kL	1.00 kL	at \$3.4130	3.41
SEWER	Quarterly Minimum Charge <i>January to March</i>			80.80	80.80

Total GST of this invoice \$0.00

SA Water: Owned by the South Australian Government for the people of South Australia.

SAWGRN 06/18

Payment Options
 See the reverse for details

Trancode **831** User Code **009915** Commonwealth Bank Ref **000864402818016**
 Account number **86 44028 18 7**

Date paid
 / /

TOTAL AMOUNT
\$159.61

Pay by date
27.3.20

Bill Enquiries
1300 650 950

\$

iB PAY
 Reference Number
8644028187
 Biller Code: 8888

*591 8644028187

Please do not mark below this line

E-1611/S-16/3/1-3226

250 Victoria Square/Tarntanyangga
Adelaide SA 5000

Customer Service
Adelaide-based Customer Care Centre

1300 SA WATER
(1300 729 283)

customercare@sawater.com.au

www.sawater.com.au

SA Water, the leading provider of water services for around 1.7 million South Australians, has been working together with the community to supply safe, clean drinking water and a dependable sewerage service for more than 160 years.



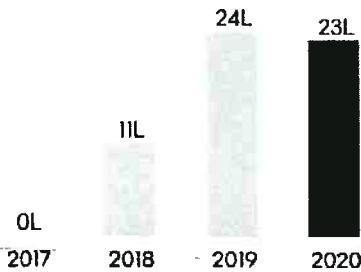
008280 038 - 4152

CSSF NOMINEES PTY LTD
11 THE PROMENADE
CAMP HILL QLD 4152

Total amount due:
\$163.03
Pay by:
26 Jun 20

Your water use snapshot

Your average daily water use compared with the same quarter in previous years. To see how you compare to similar households visit www.sawater.com.au/mybill.



Scheduled 26/6/2020

Your average daily cost for this quarter
\$1.90

Your account

Account no. **86 44028 18 7**
Invoice date **03 Jun 20**
Commercial **U7 27 LINDSAY RD
LONSDALE LT 7 C27050 U7**

Account summary

Previous balance		\$159.61
Amount paid	⊖	\$159.61
New charges	⊕	\$163.03
Current balance	⊖	\$163.03

Fees may apply for late payment.

*Growing
Aboriginal
businesses*

As part of our effort to achieve reconciliation, we actively support Aboriginal businesses in South Australia.

Discover more by visiting sawater.com.au/reconciliation

Account number

86 44028 19 5

Date of Invoice

04 September 2019

TOTAL AMOUNT

\$166.38

Pay by date

27.9.19



001526 038 - 4152

S CROSSLEY
11 THE PROMENADE
CAMP HILL QLD 4152

Super fund



Bill Enquiries

1300 650 950

Service Difficulties & Emergencies (24hrs)

1300 883 121

U8 27 LINDSAY RD LONSDALE LT 8 C27050 U8

Property value: \$245 000 Commercial

See reverse for more information

\$

WATER

Quarterly Minimum Charge July to September

75.40

75.40

Between 17.05.19 and 30.06.19

1.37 kL

1.37 kL

at \$ 3.37

4.62

4.62

Between 01.07.19 and 23.08.19

1.63 kL

1.63 kL

at \$3.4130

5.56

5.56

SEWER

Quarterly Minimum Charge July to September

80.80

80.80

Total GST of this invoice \$0.00

*Scheduled
27/9/19*

SA Water: Owned by the South Australian Government for the people of South Australia.

SAWGRN 06/18



Payment Options

See the reverse for details



Bill Code:
8888

Reference Number

8644028195



*591 8644028195

Trancode

831

User Code

009915

Commonwealth Bank Ref

000864402819014

Account number

86 44028 19 5

Date paid

TOTAL AMOUNT

\$166.38

Pay by date

27.9.19

Bill Enquiries

1300 650 950

\$

Please do not mark below this line

<0000016638>

<009915>

<000864402819014>

>



South Australian Water Corporation ABN: 69 336 525 019
 250 Victoria Square, Adelaide SA 5000 www.sawater.com.au

Account number

86 44028 19 5

Date of Invoice

04 December 2019

Scheduled 27/12/19

TOTAL AMOUNT

\$166.44

Pay by date

27.12.19

Bill Enquiries

1300 650 950

Service Difficulties & Emergencies (24hrs)

1300 883 121



001592 038 - 4152

S CROSSLEY
 11 THE PROMENADE
 CAMP HILL QLD 4152

SUPER



E-1592/S-1605/1-3210

U8 27 LINDSAY RD LONSDALE LT 8 C27050 U8

Property value: \$245 000 Commercial

See reverse for more information

\$

WATER

Quarterly Minimum Charge October to December

75.40

75.40

Between 23.08.19 and 19.11.19

3.00 kL

3.00 kL

at \$3.4130

10.24

10.24

SEWER

Quarterly Minimum Charge October to December

80.80

80.80

Total GST of this invoice \$0.00

SA Water: Owned by the South Australian Government for the people of South Australia.

SAWGRN 06/18



Payment Options

See the reverse for details



Bill Code: 8888

Reference Number

8644028195



*591 8644028195

Trancode

831

User Code

009915

Commonwealth Bank Ref

000864402819014

Account number

86 44028 19 5

Date paid

/ /

TOTAL AMOUNT

\$166.44

Pay by date

27.12.19

Bill Enquiries

1300 650 950

\$

Please do not mark below this line

<0000016644>

<009915>

<000864402819014>

>



South Australian Water Corporation
250 Victoria Square, Adelaide SA 5000

ABN: 69 336 525 019
www.sawater.com.au

Account number

86 44028 19 5

Date of Invoice

04 March 2020

Scheduled 27/3/2020

TOTAL AMOUNT

\$166.44

Pay by date

27.3.20



001612 038 - 4152

S CROSSLEY
11 THE PROMENADE
CAMP HILL QLD 4152

SUPER

Bill Enquiries

1300 650 950



Service Difficulties & Emergencies (24hrs)

1300 883 121

U8 27 LINDSAY RD LONSDALE LT 8 C27050 U8

Property value: \$245 000 Commercial

See reverse for more information

\$

WATER

Quarterly Minimum Charge January to March

75.40

75.40

Between 19.11.19 and 26.02.20

3.00 kL

3.00 kL

at \$3.4130

10.24

10.24

SEWER

Quarterly Minimum Charge January to March

80.80

80.80

Total GST of this invoice \$0.00

SA Water: Owned by the South Australian Government for the people of South Australia.

SAWGRN 06/18



Payment Options

See the reverse for details



Billers Code:
8888

Reference Number

8644028195

Trancode

831

User Code

009915

Commonwealth Bank Ref

000864402819014

Account number

86 44028 19 5

Date paid

/ /

TOTAL AMOUNT

\$166.44

Pay by date

27.3.20

Bill Enquiries

1300 650 950

\$

Please do not mark below this line

<0000016644>

<009915>

<000864402819014>

>

E-1512/S-16141-3228

Customer Service

Adelaide-based Customer Care Centre



1300 SA WATER
(1300 729 283)



customercare@sawater.com.au



www.sawater.com.au

SA Water, the leading provider of water services for around 1.7 million South Australians, has been working together with the community to supply safe, clean drinking water and a dependable sewerage service for more than 160 years.



006281 038 - 4152

S CROSSLEY
11 THE PROMENADE
CAMP HILL QLD 4152

Super fund

Total amount due:

\$169.85


Pay by:

26 Jun 20

Your water use snapshot

Your average daily water use compared with the same quarter in previous years. To see how you compare to similar households visit www.sawater.com.au/mybill.

Scheduled 26/6/2020



Your average daily cost for this quarter
\$1.98

Your account

Account no. **86 44028 19 5**
Invoice date **03 Jun 20**
Commercial **U8 27 LINDSAY RD
LONSDALE LT 8 C27050 UB**

Account summary


Previous balance		\$166.44
Amount paid	⊖	\$166.44
New charges	⊕	\$169.85
Current balance	⊖	\$169.85

Fees may apply for late payment.

*Growing
Aboriginal
businesses*

As part of our effort to achieve reconciliation, we actively support Aboriginal businesses in South Australia.

Discover more by visiting sawater.com.au/reconciliation





SA Water
 250 Victoria Square / Tarntanyangga
 Adelaide SA 5000
 ABN 69 336 525 019
 www.sawater.com.au

Enquiries

General, billing and
 payment difficulties **1300 650 950**
 Monday to Friday 8.30am-5pm
 customercare@sawater.com.au

Service difficulties 1300 883 121
 7 days per week 24 hours per day
 Water Wise Hotline 1800 130 952
 GPO 1751
 Adelaide SA 5001

CSSF NOMINEES PTY LTD
 11 THE PROMENADE
 CAMP HILL QLD 4152

Your account

Account number 86 13184 43 5
 Invoice date 04 Sep 19
 Pay by **27 Sep 19**
 Total due **\$170.89**

Account summary

Commercial property: **U5 16 FARROW CCT /**
SEAFORD LT 5 C27721

Previous balance \$174.46
 Amount paid \$174.46cr
 New charges \$170.89
 Current balance \$170.89

Pd 10/10/19

As your water supply is through a shared water meter there is no daily water use available for your account. A summary comparison graph for all properties sharing the meter is available on the Strata Corporation water use statement.

Date paid / /

Amount paid \$



Biller code: 8888
 Ref: 8613184435

Telephone and Internet Banking - BPAY®. Call your bank or financial institution to make this payment from your cheque, savings, debit or transaction account.
 More information: www.bpay.com.au

Trancode User code Commonwealth Bank ref
 831 009915 8613184435



Payment slip

Account number 86 13184 43 5
 Invoice date 04 Sep 19
 Pay by **27 Sep 19**
 Total due \$170.89





South Australian Water Corporation
250 Victoria Square, Adelaide SA 5000

ABN: 69 336 525 019
www.sawater.com.au

Account number
86 13184 43 5

Date of Invoice
04 December 2019

Scheduled 27/12/19

TOTAL AMOUNT
\$203.96
Pay by date
27.12.19



001589 038 - 4152

GSSF NOMINEES PTY LTD
11 THE PROMENADE
CAMP HILL QLD 4152



Bill Enquiries
1300 650 950

Service Difficulties & Emergencies (24hrs)

1300 883 121

U5 16 FARROW CCT SEAFORD LT 5 G27721

Property value: \$240 000 Commercial

See reverse for more information \$

WATER	Quarterly Minimum Charge	<i>October to December</i>		75.40					75.40
	Between 22.08.19 and 19.11.19	84.00 kL	84.00 kL	at \$3.4130	286.69				
	Group Use	Your 1/6 share of			286.69				47.76
SEWER	Quarterly Minimum Charge	<i>October to December</i>		80.80					80.80

Total GST of this invoice \$0.00

SA Water: Owned by the South Australian Government for the people of South Australia.

SAWORN 08/18



Payment Options
See the reverse for details

Trancode
831

User Code
009915

Commonwealth Bank Ref
000861318443012

Date paid
/ /

Account number
86 13184 43 5

TOTAL AMOUNT
\$203.96

Pay by date
27.12.19



Reference Number
8613184435



*591 8613184435

Bill Enquiries
1300 650 950

Bill Code:
8888

\$

Please do not mark below this line

<0000020396>

<009915>

<000861318443012>

>

E-15896-18021-3204

Account number

86 13184 43 5

Date of Invoice

04 March 2020

Scheduled 27/3/2020

TOTAL AMOUNT

\$232.39

Pay by date

27.3.20



001609 038 - 4152

CSSF NOMINEES PTY LTD
11 THE PROMENADE
CAMP HILL QLD 4152



Bill Enquiries

1300 650 950

Service Difficulties & Emergencies (24hrs)

1300 883 121

U5 16 FARROW CCT SEAFORD LT 5 C27721

Property value: \$240 000 Commercial

See reverse for more information

\$

WATER

Quarterly Minimum Charge January to March

75.40

75.40

Between 19.11.19 and 26.02.20

134.00 kL

134.00 kL

at \$3.4130

457.34

Group Use

Your 1/6 share of

457.34

76.19

SEWER

Quarterly Minimum Charge January to March

80.80

80.80

Total GST of this Invoice \$0.00

SA Water: Owned by the South Australian Government for the people of South Australia.

SAWGRN 06/18



Payment Options

See the reverse for details



Billers Code:
8888

Reference Number

8613184435



*591 8613184435

Trancode

831

User Code

009915

Commonwealth Bank Ref

000861318443012

Account number

86 13184 43 5

Date paid

/ /

TOTAL AMOUNT

\$232.39

Pay by date

27.3.20

Bill Enquiries

1300 650 950

\$

Please do not mark below this line

<0000023239>

<009915>

<000861318443012>

>



SA Water, the leading provider of water services for around 1.7 million South Australians, has been working together with the community to supply safe, clean drinking water and a dependable sewerage service for more than 160 years.



008282 038 - 4152

CSSF NOMINEES PTY LTD
11 THE PROMENADE
CAMP HILL QLD 4152

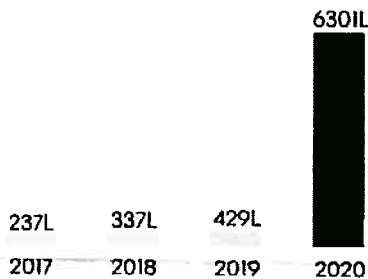


Total amount due:
\$453.58
Pay by:
26 Jun 20

Your group's water use snapshot

Your group's average daily water use compared with the same quarter in previous years. To see how you compare to similar households visit www.sawater.com.au/mybill.

Scheduled 26/6/2020



Your average daily cost for this quarter
\$5.46

Your account

Account no. **86 13184 43 5**
Invoice date **03 Jun 20**
Commercial **U5 16 FARROW CCT SEAFORD LT 5 C27721**

Account summary

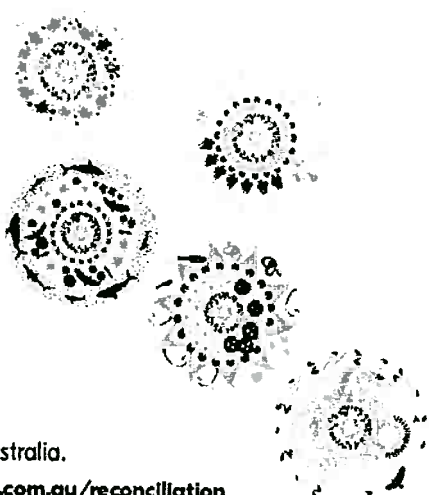
Previous balance		\$232.39
Amount paid	⊖	\$232.39
New charges	⊕	\$453.58
Current balance	⊖	\$453.58

Fees may apply for late payment.

*Growing
Aboriginal
businesses*

As part of our effort to achieve reconciliation, we actively support Aboriginal businesses in South Australia.

Discover more by visiting sawater.com.au/reconciliation



48100 - Division 293 Tax

2020 Financial Year

Preparer Kelly Fu

Reviewer Kelly Fu

Status Completed

Account Code	Description	CY Balance	LY Balance	Change
CROSTU00001A	(Division 293 Tax) Crossley, Stuart - Accumulation (Accumulation)	\$7,485.90		100%
TOTAL		CY Balance	LY Balance	
		\$7,485.90		

Supporting Documents

- General Ledger [Report](#)
- ATO additional tax on concessional contribution (div 293) notice for 2017-18- MYGOV 191219.pdf
- ATO additional tax on concessional contribution (div 293) notice for 2018-19 MYGOV 191219.pdf

Standard Checklist

- Attach all correspondence between member and the Fund
- Attach correspondence between the ATO and the Fund

Crossley Stephenson Superannuation Fund

General Ledger

For The Period 01 July 2019 - 30 June 2020

Transaction Date	Description	Units	Debit	Credit	Balance \$
Division 293 Tax (48100)					
(Division 293 Tax) Crossley, Stuart - Accumulation (CROSTU00001A)					
24/01/2020	WITHDRAWAL ONLINE 9299530 BPAY SMSFDiv293 SMSFDiv293-2017/18		3,740.60		3,740.60 DR
28/01/2020	WITHDRAWAL ONLINE 1742925 BPAY SMSFDiv293 SMSFDiv293-2018/19		3,745.30		7,485.90 DR
			7,485.90		7,485.90 DR

Total Debits: 7,485.90

Total Credits: 0.00



MR STUART J CROSSLEY
C/- PDK FINANCIAL
PO BOX 3685
ADELAIDE SA 5000

Our reference: 7109531258169
Phone: 13 10 20
Website: ato.gov.au/division293
TFN: 152 556 097
19 December 2019

Additional tax on concessional contributions (Division 293) notice for 2017-18

Dear STUART

There is an additional tax on super contributions which reduces the tax concession for individuals whose combined income and contributions are more than the \$250,000 threshold.

Why does the additional tax apply to you

For the 2017-18 financial year, your combined income and super contributions were more than \$250,000. This means you now have to pay an additional tax of 15% on your concessional contributions.

How much additional tax do you need to pay

Your additional tax for this notice is:

Taxable super contributions	\$24,937.54
Additional tax due and payable	\$3,740.60
Due date for payment	13 January 2020
Your Payment Reference Number for this amount is:	5510 0152 5560 9766 11

What you need to do now

There are two options for making a payment (your payment can be made using any combination of these):

1. Pay with your own money
2. Elect to release money from any of your existing super balances by completing a Division 293 election form online, instructions to do this are on the final page of this notice.

HOW TO PAY

Your payment reference number (PRN) is: 551001525560976611

BPAY®



Bill code: 75556
Ref: 551001525560976611

Telephone & Internet Banking – BPAY®

Contact your bank or financial institution to make this payment from your cheque, savings, debit or credit card account.
More info: www.bpay.com.au

CREDIT OR DEBIT CARD

Pay online with your credit or debit card at www.governmenteasypay.gov.au/PayATO

To pay by phone, call the Government EasyPay service on **1300 898 089**.

A card payment fee applies.

For other payment options, visit ato.gov.au/paymentoptions

RELEASE MONEY FROM SUPER

You can ask your fund to pay some or all of the amount from your existing super balance. To do this, access our online services through myGov and complete the Division 293 election form.

Division 293 tax notice of assessment

Income Tax Assessment Act 1997 and Schedule 1 of the Taxation Administration Act 1953

This is your Division 293 tax assessment for the year ended 30 June 2018.

Your additional tax (Division 293 tax) is 15% of your taxable super contributions. Your taxable super contributions are only those Division 293 super contributions that are above the threshold.

Division 293 income (see below)		\$502,972.00	(a)
Division 293 super contributions (see below)		\$24,937.54	(b)
Combined income and super contributions	(a) + (b)	\$527,909.54	(c)
Less the Division 293 threshold		\$250,000.00	(d)
Amount above the threshold	(c) - (d)	\$277,909.54	(e)
Taxable super contributions	the lesser of (b) or (e)	\$24,937.54	(f)
ADDITIONAL TAX	(f) x 15%	\$3,740.60	

Yours sincerely

Melinda Smith

Deputy Commissioner of Taxation

(a) Division 293 income

Your Division 293 income is based on your taxable income and other information from your income tax return.

Taxable income	+	Reportable fringe benefit amount	+	Rental property loss	=	DIVISION 293 INCOME
\$464,718		\$29,281		\$8,973		\$502,972

(b) Division 293 super contributions

Your Division 293 super contributions are the total of all your concessional contributions.

Your concessional contributions

THE TRUSTEE FOR CROSSLEY STEPHENSON SUPERANNUATION FUND 1	Employer contributions	\$25,737.54
DIVISION 293 SUPER CONTRIBUTIONS		\$24,937.54

Avoid interest charges

- › You need to pay the due and payable amount by the due date to avoid paying interest charges.
- › Though your election form is valid for 60 days you still need to pay by the due date to avoid interest charges.

Releasing money from super

To release money from any of your existing super balances you can access our ATO online services through myGov and complete the Division 293 election form before 17 February 2020.

When you complete the election form we will ask your nominated super fund(s) to release the amount you elected and send the money to us.

If you are not already registered with myGov visit our website at ato.gov.au/onlineservices to register.

You can also download the form via our website ato.gov.au/div293electionform, or order the form via our website ato.gov.au/onlineordering, and send it to us.

View your online statement of account

To view your tax and super accounts online all you need is a myGov account linked to our ATO online services.

If you are not already registered with myGov visit our website at ato.gov.au/onlineservices to register.

If you have a tax agent, they can also view your tax and super accounts through the Tax Agent Portal.

If you disagree

If you disagree with:

- › the income we have used, you will need to review your income tax return.
- › the contributions reported, contact your super fund.
- › our assessment, you can lodge an objection. Visit ato.gov.au/objections to find out more. If you do lodge an objection to the assessment you still need to pay the due and payable amount by the due date.

Find out more

For more information about Division 293 tax:

- › visit ato.gov.au/division293
- › phone us on **13 10 20** between 8:00am and 6:00pm, Monday to Friday.

Visit our website at ato.gov.au/contactus for more contact options.



MR STUART J CROSSLEY
C/- PDK FINANCIAL
PO BOX 3685
ADELAIDE SA 5000

Our reference: 7113408612915
Phone: 13 10 20
Website: ato.gov.au/division293
TFN: 152 556 097
19 December 2019

Additional tax on concessional contributions (Division 293) notice for 2018-19

Dear STUART

There is an additional tax on super contributions which reduces the tax concession for individuals whose combined income and contributions are more than the \$250,000 threshold.

Why does the additional tax apply to you

For the 2018-19 financial year, your combined income and super contributions were more than \$250,000. This means you now have to pay an additional tax of 15% on your concessional contributions.

How much additional tax do you need to pay

Your additional tax for this notice is:

Taxable super contributions	\$24,968.67
Additional tax due and payable	\$3,745.30
Due date for payment	13 January 2020
Your Payment Reference Number for this amount is:	5510 0152 5560 9766 11

What you need to do now

There are two options for making a payment (your payment can be made using any combination of these):

1. Pay with your own money
2. Elect to release money from any of your existing super balances by completing a Division 293 election form online, instructions to do this are on the final page of this notice.

HOW TO PAY

Your payment reference number (PRN) is: 551001525560976611

BPAY®



Bill code: 75556
Ref: 551001525560976611

Telephone & Internet Banking – BPAY®

Contact your bank or financial institution to make this payment from your cheque, savings, debit or credit card account.
More info: www.bpay.com.au

CREDIT OR DEBIT CARD

Pay online with your credit or debit card at www.governmenteasypay.gov.au/PayATO

To pay by phone, call the Government EasyPay service on **1300 898 089**.

A card payment fee applies.

For other payment options, visit ato.gov.au/paymentoptions

RELEASE MONEY FROM SUPER

You can ask your fund to pay some or all of the amount from your existing super balance. To do this, access our online services through myGov and complete the Division 293 election form.

Division 293 tax notice of assessment

Income Tax Assessment Act 1997 and Schedule 1 of the Taxation Administration Act 1953

This is your Division 293 tax assessment for the year ended 30 June 2019.

Your additional tax (Division 293 tax) is 15% of your taxable super contributions. Your taxable super contributions are only those Division 293 super contributions that are above the threshold.

Division 293 income (see below)		\$538,330.00	(a)
Division 293 super contributions (see below)		\$24,968.67	(b)
Combined income and super contributions	(a) + (b)	\$563,298.67	(c)
Less the Division 293 threshold		\$250,000.00	(d)
Amount above the threshold	(c) - (d)	\$313,298.67	(e)
Taxable super contributions	the lesser of (b) or (e)	\$24,968.67	(f)
ADDITIONAL TAX	(f) x 15%	\$3,745.30	

Yours sincerely

Melinda Smith

Deputy Commissioner of Taxation

(a) Division 293 income

Your Division 293 income is based on your taxable income and other information from your income tax return.

Taxable income	+	Reportable fringe benefit amount	+	Rental property loss	=	DIVISION 293 INCOME
\$417,165		\$35,588		\$85,577		\$538,330

(b) Division 293 super contributions

Your Division 293 super contributions are the total of all your concessional contributions.

Your concessional contributions

CROSSLEY STEPHENSON SUPERANNUATION FUND SMSF112799613636	Employer contributions	\$27,368.67
Transferred from Reserves strategy		\$2,400.00
DIVISION 293 SUPER CONTRIBUTIONS		\$24,968.67

Avoid interest charges

- › You need to pay the due and payable amount by the due date to avoid paying interest charges.
- › Though your election form is valid for 60 days you still need to pay by the due date to avoid interest charges.

Releasing money from super

To release money from any of your existing super balances you can access our ATO online services through myGov and complete the Division 293 election form before 17 February 2020.

When you complete the election form we will ask your nominated super fund(s) to release the amount you elected and send the money to us.

If you are not already registered with myGov visit our website at ato.gov.au/onlineservices to register.

You can also download the form via our website ato.gov.au/div293electionform, or order the form via our website ato.gov.au/onlineordering, and send it to us.

View your online statement of account

To view your tax and super accounts online all you need is a myGov account linked to our ATO online services.

If you are not already registered with myGov visit our website at ato.gov.au/onlineservices to register.

If you have a tax agent, they can also view your tax and super accounts through the Tax Agent Portal.

If you disagree

If you disagree with:

- › the income we have used, you will need to review your income tax return.
- › the contributions reported, contact your super fund.
- › our assessment, you can lodge an objection. Visit ato.gov.au/objections to find out more. If you do lodge an objection to the assessment you still need to pay the due and payable amount by the due date.

Find out more

For more information about Division 293 tax:

- › visit ato.gov.au/division293
- › phone us on **13 10 20** between 8:00am and 6:00pm, Monday to Friday.

Visit our website at ato.gov.au/contactus for more contact options.

48500 - Income Tax Expense

2020 Financial Year

Preparer Kelly Fu

Reviewer Kelly Fu

Status Completed

Account Code	Description	CY Balance	LY Balance	Change
48500	Income Tax Expense	\$16,639.94	\$11,382.47	46.19%
TOTAL		CY Balance	LY Balance	
		\$16,639.94	\$11,382.47	

Supporting Documents

No supporting documents

49000 - Profit/Loss Allocation Account

2020 Financial Year

Preparer Kelly Fu

Reviewer Kelly Fu

Status Completed

Account Code	Description	CY Balance	LY Balance	Change
49000	Profit/Loss Allocation Account	\$204,724.45	\$104,243.06	96.39%
TOTAL		CY Balance	LY Balance	
		\$204,724.45	\$104,243.06	

Supporting Documents

No supporting documents

50000 - Members

2020 Financial Year

Preparer Kelly Fu

Reviewer Kelly Fu

Status Completed

Account Code	Description	Opening Balance	Contribution Income	Earnings	Member Payments	Tax & Fees	Closing Balance	Change
CROSTU00001A	Crossley, Stuart - Accumulation (Accumulation)	(\$864,019.20)	(\$80,000.00)	(\$58,732.46)	\$3,281.22	\$17,168.57	(\$982,301.87)	13.69%
STESHA00001A	Stephenson, Sharon - Accumulation (Accumulation)	(\$500,656.82)	(\$56,902.09)	(\$34,331.18)	\$1,060.66	\$7,346.46	(\$583,482.97)	16.54%
TOTAL		Opening Balance	Contribution Income	Earnings	Member Payments	Tax & Fees	Closing Balance	
		(\$1,364,676.02)	(\$136,902.09)	(\$93,063.64)	\$4,341.88	\$24,515.03	(\$1,565,784.84)	

Supporting Documents

- Members Statements [Report](#)
- Members Summary [Report](#)

Standard Checklist

- Attach copies of Members Statements

Members Statement

Stuart Crossley
 11 The Promenade
 Camp Hill, Queensland, 4152, Australia

Your Details

Date of Birth : 09/07/1969
 Age: 50
 Tax File Number: Provided
 Date Joined Fund: 15/09/2011
 Service Period Start Date:
 Date Left Fund:
 Member Code: CROSTU00001A
 Account Start Date 15/09/2011
 Account Phase: Accumulation Phase
 Account Description: Accumulation

Nominated Beneficiaries N/A
 Vested Benefits 982,301.87
 Total Death Benefit 1,858,190.87
 Current Salary 0.00
 Previous Salary 0.00
 Disability Benefit 779,902.00

Your Balance

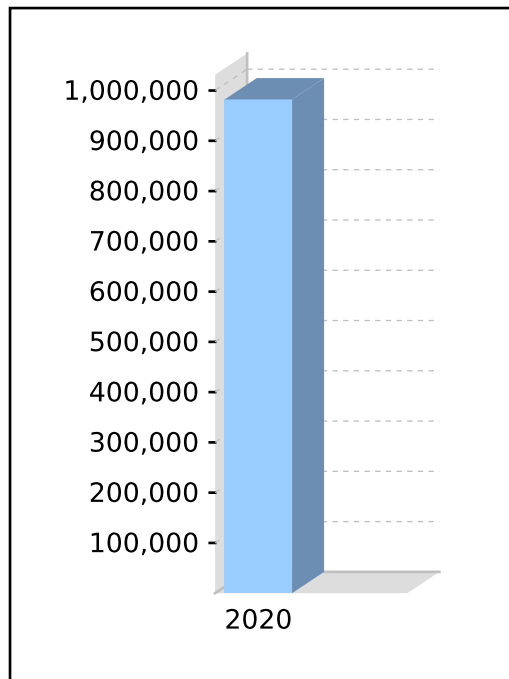
Total Benefits 982,301.87

Preservation Components

Preserved 967,096.13
 Unrestricted Non Preserved
 Restricted Non Preserved 15,205.74

Tax Components

Tax Free 447,985.83
 Taxable 534,316.04



Your Detailed Account Summary

	This Year
Opening balance at 01/07/2019	864,019.20
<u>Increases to Member account during the period</u>	
Employer Contributions	25,000.00
Personal Contributions (Concessional)	
Personal Contributions (Non Concessional)	55,000.00
Government Co-Contributions	
Other Contributions	
Proceeds of Insurance Policies	
Transfers In	
Net Earnings	58,732.46
Internal Transfer In	
<u>Decreases to Member account during the period</u>	
Pensions Paid	
Contributions Tax	3,750.01
Income Tax	5,932.66
No TFN Excess Contributions Tax	
Excess Contributions Tax	
Refund Excess Contributions	
Division 293 Tax	7,485.90
Insurance Policy Premiums Paid	3,281.22
Management Fees	
Member Expenses	
Benefits Paid/Transfers Out	
Superannuation Surcharge Tax	
Internal Transfer Out	
Closing balance at 30/06/2020	982,301.87

Members Statement

Sharon Stephenson
 11 The Promenade
 Camp Hill, Queensland, 4152, Australia

Your Details

Date of Birth : 05/02/1970
 Age: 50
 Tax File Number: Provided
 Date Joined Fund: 15/09/2011
 Service Period Start Date: 01/09/1986
 Date Left Fund:
 Member Code: STESHA00001A
 Account Start Date 15/09/2011
 Account Phase: Accumulation Phase
 Account Description: Accumulation

Nominated Beneficiaries N/A
 Vested Benefits 583,482.97
 Total Death Benefit 683,989.97
 Current Salary 0.00
 Previous Salary 0.00
 Disability Benefit 301,521.00

Your Balance

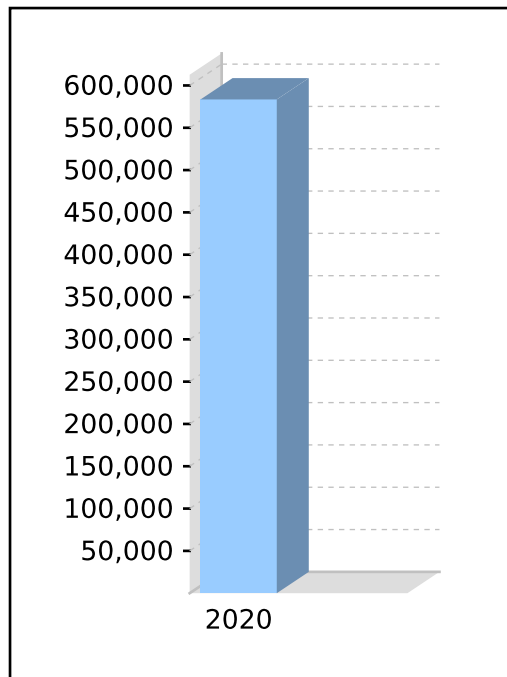
Total Benefits 583,482.97

Preservation Components

Preserved 582,300.24
 Unrestricted Non Preserved 1,182.73
 Restricted Non Preserved

Tax Components

Tax Free 365,611.23
 Taxable 217,871.74



Your Detailed Account Summary

	This Year
Opening balance at 01/07/2019	500,656.82
<u>Increases to Member account during the period</u>	
Employer Contributions	25,000.00
Personal Contributions (Concessional)	
Personal Contributions (Non Concessional)	31,902.09
Government Co-Contributions	
Other Contributions	
Proceeds of Insurance Policies	
Transfers In	
Net Earnings	34,331.18
Internal Transfer In	
<u>Decreases to Member account during the period</u>	
Pensions Paid	
Contributions Tax	3,750.01
Income Tax	3,596.45
No TFN Excess Contributions Tax	
Excess Contributions Tax	
Refund Excess Contributions	
Division 293 Tax	
Insurance Policy Premiums Paid	1,060.66
Management Fees	
Member Expenses	
Benefits Paid/Transfers Out	
Superannuation Surcharge Tax	
Internal Transfer Out	
Closing balance at 30/06/2020	583,482.97

Crossley Stephenson Superannuation Fund

Members Summary Report

As at 30 June 2020

Opening Balance	Increases				Decreases					Closing Balance	
	Contributions	Transfers In	Net Earnings	Insurance Proceeds	Pensions Paid	Contributions Tax	Taxes Paid	Benefits Paid/ Transfers Out	Insurance Premiums		Member Expenses
Stuart Crossley (Age: 50)											
CROSTU00001A - Accumulation											
864,019.20	80,000.00		58,732.46			11,235.91	5,932.66		3,281.22		982,301.87
864,019.20	80,000.00		58,732.46			11,235.91	5,932.66		3,281.22		982,301.87
Sharon Stephenson (Age: 50)											
STESHA00001A - Accumulation											
500,656.82	56,902.09		34,331.18			3,750.01	3,596.45		1,060.66		583,482.97
500,656.82	56,902.09		34,331.18			3,750.01	3,596.45		1,060.66		583,482.97
1,364,676.02	136,902.09		93,063.64			14,985.92	9,529.11		4,341.88		1,565,784.84

59200 - Contribution Reserve

2020 Financial Year

Preparer Kelly Fu

Reviewer Kelly Fu

Status Completed

Account Code	Description	CY Balance	LY Balance	Change
CROSTU00001A	(Contribution Reserve) Crossley, Stuart - Accumulation (Accumulation)	(\$6,335.63)	(\$2,720.00)	132.93%
TOTAL		CY Balance	LY Balance	
		(\$6,335.63)	(\$2,720.00)	

Supporting Documents

- General Ledger [Report](#)
- 59200 - Request to adj CC.pdf

Standard Checklist

- Review the Trust Deed and minutes to ensure that the reserve is permitted and recorded in accordance with trustee policy

Crossley Stephenson Superannuation Fund

General Ledger

For The Period 01 July 2019 - 30 June 2020

Transaction Date	Description	Units	Debit	Credit	Balance \$
Contribution Reserve (59200)					
(Contribution Reserve) Crossley, Stuart - Accumulation (CROSTU00001A)					
01/07/2019	Opening Balance				2,720.00 CR
01/07/2019	Close Period Journal			117.50	2,837.50 CR
01/07/2019	Close Period Journal		783.34		2,054.16 CR
01/07/2019	Close Period Journal			362.50	2,416.66 CR
01/07/2019	Close Period Journal		2,416.66		0.00 DR
27/04/2020	System Member Journals		367.68		367.68 DR
27/04/2020	System Member Journals			2,451.19	2,083.51 CR
29/05/2020	System Member Journals		375.19		1,708.32 CR
29/05/2020	System Member Journals			2,501.25	4,209.57 CR
22/06/2020	System Member Journals		375.19		3,834.38 CR
22/06/2020	System Member Journals			2,501.25	6,335.63 CR
			4,318.06	7,933.69	6,335.63 CR

Total Debits: 4,318.06

Total Credits: 7,933.69



Request to adjust concessional contributions

WHO SHOULD COMPLETE THIS FORM?

Only members of a self-managed superannuation fund (SMSF) can complete this form for contributions they made to their SMSF.

COMPLETING THIS FORM

The instructions contain important information

- Print clearly using a black pen only.
- Use BLOCK LETTERS and print one character per box.

! The instructions contain important information about completing this form. Refer to them for more information about how to complete and lodge this form.

Section A: Your details

1 Tax file number (TFN)

! You don't have to provide your TFN to us. However, if you do, it will help us identify you correctly and process your form quickly. For more information on privacy, refer to ato.gov.au/privacy

2 Full name

Title: Mr Mrs Miss Ms Other

Family name

First given name

Other given names

3 Date of birth Day: / Month: / Year:

4 Current postal address

Street address

Suburb/town/locality

State/territory
(Australia only)

Postcode
(Australia only)

5 Daytime phone number (include area code)

Section B: Self Managed Superannuation Fund Details

The SMSF to which the concessional contributions to be adjusted were made:

6 What is your Australian business number (ABN)?

7 Fund name

Section E: Declaration

Privacy

The ATO is a government agency bound by the Privacy Act 1988 in terms of collection and handling of personal information and TFNs. For further information about privacy law notices go to ato.gov.au/privacy

Complete the declaration that applies to you. Print your full name then sign and date the declaration.

INDIVIDUAL DECLARATION

I declare that the information contained in this form is true and correct.

Name (Print in BLOCK LETTERS)

Signature

Date

Day

Month

Year

AGENT OR AUTHORISED OFFICER DECLARATION

complete this declaration if you are an authorised representative of the individual shown in Section A.

I declare that:

- I have prepared the form with the information supplied by the individual
- I have received a declaration made by the individual that the information provided to me for the preparation of this statement is true and correct
- I am authorised by the individual to give the information in this form to the Australian Taxation Office.

Signature

Date

Day

Month

Year

Tax agent number (if applicable)

Name of organisation (if applicable)

PDK FINANCIAL SYNERGY PTY LTD

Agent or Authorised Officer name

Title: Mr Mrs Miss Ms Other

Family name

LOUNDER

First given name

PHILLIP

Other given names

Agent or Authorised Officer phone number (include area code)

Agent or Authorised Officer address

Street address

LEVEL 5/195 NORTH TERRACE

Suburb/town/locality

ADELAIDE

State/territory

S A

(Australia only)

Postcode

5000

(Australia only)

Lodging your form

Post or fax your completed and signed form to:

- fax on 1300 139 024

- mail to

Australian Taxation Office
PO Box 3578
ALBURY NSW 2640

Sensitive (when completed)

60400 - Bank Accounts

2020 Financial Year

Preparer Kelly Fu

Reviewer Kelly Fu

Status Completed

Account Code	Description	CY Balance	LY Balance	Change
WBC291829	Westpac DIY Super Working Account ***1829	\$15,075.43	\$4,119.20	265.98%
ANZ e-trade ***1631	ANZ e-trade ***1631			0%
Westpac DIY Super Sa	Westpac DIY Super Savings Account ***1810	\$8,566.75	\$3,591.29	138.54%
TOTAL		CY Balance	LY Balance	
		\$23,642.18	\$7,710.49	

Supporting Documents

- Bank Statement Report [Report](#)
- 60400 - Westpac #1829 statements FY2020.pdf [WBC291829](#)
- 60400 - Etrade Shares Statement FY2020.pdf [ANZ e-trade ***1631](#)
- 60400 - Westpac #1810 statements FY2020.pdf [Westpac DIY Super Sa](#)

Standard Checklist

- Attach Copies of Bank Statements
- Attach copy of Bank Statement Report
- Ensure all Balances match Statement Balances at June 30
- Ensure all Transactions have been entered

Crossley Stephenson Superannuation Fund

Bank Statement

For The Period 01 July 2019 - 30 June 2020

Chart Code: 60400 / ANZ e-trade ***1631

Account Name: ANZ e-trade ***1631

BSB and Account Number:

Opening Balance	-	Total Debits	+	Total Credits	=	Closing Balance	Data Feed Used
		\$ 154,164.60		\$ 154,164.60		\$ 0.00	

Date	Description	Debit \$	Credit \$	Ledger Balance \$	Statement Balance \$	Variance \$
13/08/2019	PAYMENT BY AUTHORITY TO CMC MARKETS STOCKBROKINGLTD CMC MARKETS STOC 7677101		1.32	1.32		
13/08/2019	7687348 Sold 1656 JHC @ 1.0050		1,642.86	1,644.18		
13/08/2019	7687355 Sold 72 ASX @ 86.6400		6,216.66	7,860.84		
13/08/2019	7687366 Bght 1480 EHE @ 2.6900	4,002.62		3,858.22		
13/08/2019	337592 JNL337592 SMS Confirmation C/N Fee A/c:6631631	0.33		3,857.89		
13/08/2019	337595 JNL337595 SMS Confirmation C/N Fee A/c:6631631	0.33		3,857.56		
13/08/2019	337595 JNL337596 SMS Confirmation C/N Fee A/c:6631632	0.33		3,857.23		
13/08/2019	7687371 Bght 1145 WHC @ 3.4800	4,006.02		(148.79)		
13/08/2019	337597 JNL337597 SMS Confirmation C/N Fee A/c:6631631	0.33		(149.12)		
14/08/2019	PAYMENT BY AUTHORITY TO CMC MARKETS STOCKBROKINGLTD CMC MARKETS STOC 7684479		149.12	0.00		
05/09/2019	7847517 Sold 72 RIO @ 90.4300		6,491.96	6,491.96		
05/09/2019	7847523 Bght 210 MIN @ 13.7100	2,898.10		3,593.86		
05/09/2019	348545 JNL348545 SMS Confirmation C/N Fee A/c:6631631	0.33		3,593.53		
05/09/2019	348546 JNL348546 SMS Confirmation C/N Fee A/c:6631631	0.33		3,593.20		
05/09/2019	7847543 Bght 580 QAN @ 6.1000	3,557.00		36.20		

Crossley Stephenson Superannuation Fund
Bank Statement

For The Period 01 July 2019 - 30 June 2020

Date	Description	Debit \$	Credit \$	Ledger Balance \$	Statement Balance \$	Variance \$
05/09/2019	348547 JNL348547 SMS Confirmation C/N Fee A/c:6631631	0.33		35.87		
09/09/2019	Remitter=CMC MARKETS STOC Ref=7893314	35.87		0.00		
28/11/2019	8364554 Sold 374 AGL @ 20.4900		7,644.26	7,644.26		
28/11/2019	8364560 Sold 1117 ALX @ 7.6904		8,571.23	16,215.49		
28/11/2019	8364566 Sold 174 ANZ @ 24.9000		4,313.60	20,529.09		
28/11/2019	392865 JNL392865 SMS Confirmation C/N Fee A/c:6631631	0.33		20,528.76		
28/11/2019	392866 JNL392866 SMS Confirmation C/N Fee A/c:6631631	0.33		20,528.43		
28/11/2019	392868 JNL392868 SMS Confirmation C/N Fee A/c:6631631	0.33		20,528.10		
28/11/2019	8364573 Sold 650 APA @ 11.2108		7,268.00	27,796.10		
28/11/2019	8364575 Sold 2225 AWC @ 2.3200		5,143.00	32,939.10		
28/11/2019	8364577 Sold 251 BHP @ 38.5633		9,660.40	42,599.50		
28/11/2019	392870 JNL392870 SMS Confirmation C/N Fee A/c:6631631	0.33		42,599.17		
28/11/2019	392871 JNL392871 SMS Confirmation C/N Fee A/c:6631631	0.33		42,598.84		
28/11/2019	392872 JNL392872 SMS Confirmation C/N Fee A/c:6631631	0.33		42,598.51		
28/11/2019	8364583 Sold 475 BXB @ 12.6200		5,975.50	48,574.01		
28/11/2019	8364593 Sold 90 CBA @ 81.8300		7,345.70	55,919.71		
28/11/2019	8364599 Sold 1632 DOW @ 8.3300		13,575.56	69,495.27		
28/11/2019	392874 JNL392874 SMS Confirmation C/N Fee A/c:6631631	0.33		69,494.94		
28/11/2019	392875 JNL392875 SMS Confirmation C/N Fee A/c:6631631	0.33		69,494.61		
28/11/2019	392876 JNL392876 SMS Confirmation C/N Fee A/c:6631631	0.33		69,494.28		
28/11/2019	8364601 Sold 1480 EHE @ 2.6922		3,965.40	73,459.68		

Crossley Stephenson Superannuation Fund
Bank Statement

For The Period 01 July 2019 - 30 June 2020

Date	Description	Debit \$	Credit \$	Ledger Balance \$	Statement Balance \$	Variance \$
28/11/2019	8364608 Sold 579 GMG @ 14.8620		8,586.08	82,045.76		
28/11/2019	392879 JNL392879 SMS Confirmation C/N Fee A/c:6631631	0.33		82,045.43		
28/11/2019	392880 JNL392880 SMS Confirmation C/N Fee A/c:6631631	0.33		82,045.10		
28/11/2019	8364620 Sold 730 IAG @ 7.9200		5,762.60	87,807.70		
28/11/2019	8364627 Sold 100 JHG @ 37.4000		3,721.00	91,528.70		
28/11/2019	8364633 Sold 210 MIN @ 15.3900		3,212.90	94,741.60		
28/11/2019	8364640 Sold 580 QAN @ 7.3050		4,217.90	98,959.50		
28/11/2019	392881 JNL392881 SMS Confirmation C/N Fee A/c:6631631	0.33		98,959.17		
28/11/2019	392883 JNL392883 SMS Confirmation C/N Fee A/c:6631631	0.33		98,958.84		
28/11/2019	392884 JNL392884 SMS Confirmation C/N Fee A/c:6631631	0.33		98,958.51		
28/11/2019	392885 JNL392885 SMS Confirmation C/N Fee A/c:6631631	0.33		98,958.18		
28/11/2019	8364650 Sold 276 QBE @ 12.6200		3,464.12	102,422.30		
28/11/2019	8364652 Sold 1220 REG @ 2.9700		3,604.40	106,026.70		
28/11/2019	8364654 Sold 2 RIO @ 97.3200		175.64	106,202.34		
28/11/2019	392886 JNL392886 SMS Confirmation C/N Fee A/c:6631631	0.33		106,202.01		
28/11/2019	392887 JNL392887 SMS Confirmation C/N Fee A/c:6631631	0.33		106,201.68		
28/11/2019	392888 JNL392888 SMS Confirmation C/N Fee A/c:6631631	0.33		106,201.35		
28/11/2019	8364662 Sold 3170 SKI @ 2.1600		6,828.20	113,029.55		
28/11/2019	8364670 Sold 77 STW @ 63.9900		4,908.23	117,937.78		
28/11/2019	8364677 Sold 259 WBC @ 24.7250		6,384.78	124,322.56		
28/11/2019	8364679 Sold 144 WES @ 42.5900		6,113.96	130,436.52		

Crossley Stephenson Superannuation Fund

Bank Statement

For The Period 01 July 2019 - 30 June 2020

Date	Description	Debit \$	Credit \$	Ledger Balance \$	Statement Balance \$	Variance \$
28/11/2019	392889 JNL392889 SMS Confirmation C/N Fee A/c:6631631	0.33		130,436.19		
28/11/2019	392890 JNL392890 SMS Confirmation C/N Fee A/c:6631631	0.33		130,435.86		
28/11/2019	392891 JNL392891 SMS Confirmation C/N Fee A/c:6631631	0.33		130,435.53		
28/11/2019	392894 JNL392894 SMS Confirmation C/N Fee A/c:6631631	0.33		130,435.20		
28/11/2019	8364685 Sold 1145 WHC @ 3.1400		3,576.30	134,011.50		
28/11/2019	8364690 Sold 164 WPL @ 34.5300		5,643.92	139,655.42		
28/11/2019	392896 JNL392896 SMS Confirmation C/N Fee A/c:6631631	0.33		139,655.09		
28/11/2019	392897 JNL392897 SMS Confirmation C/N Fee A/c:6631631	0.33		139,654.76		
02/12/2019	Remitter=CMC MARKETS STOC Ref=8541319	139,654.76		0.00		
30/06/2020	CLOSING BALANCE			0.00		
		<u>154,164.60</u>	<u>154,164.60</u>			

Crossley Stephenson Superannuation Fund

Bank Statement

For The Period 01 July 2019 - 30 June 2020

Chart Code: 60400 / WBC291829
Account Name: Westpac DIY Super Working Account ***1829
BSB and Account Number: 035055 291829

Opening Balance - **Total Debits** + **Total Credits** = **Closing Balance**
 \$ 4,119.20 \$ 426,390.26 \$ 437,346.49 \$ 15,075.43

Data Feed Used
 BGL Bank Data Service

Date	Description	Debit \$	Credit \$	Ledger Balance \$	Statement Balance \$	Variance \$
01/07/2019	Opening Balance			4,119.20		
01/07/2019	Remitter=MM-MM ELECTRICAL Ref=MM FRNC ST HENDON		3,342.49	7,461.69		
01/07/2019	Remitter=MM-MM ELECTRICAL Ref=MM LONSDALE		3,578.45	11,040.14		
01/07/2019	WITHDRAWAL ONLINE 4048796 BPAY U5 Comm Co U5SeafordComCorpFe	265.50		10,774.64	10,774.64	
09/07/2019	Remitter=MM-MM ELECTRICAL Ref=0001293		43.46	10,818.10	10,818.10	
10/07/2019	PAYMENT BY AUTHORITY TO HILLROSS FINANCIAL SERVICES LIMITED HILLROSS FINANCI 60031275-5	110.00		10,708.10	10,708.10	
15/07/2019	PAYMENT BY AUTHORITY TO A. M. P. SOCIETY AMP LIFE LIMITED A1970172-U	80.35		10,627.75		
15/07/2019	PAYMENT BY AUTHORITY TO ZURICH AUST LIFE INS ZURICH LIFE M030597 3F	257.58		10,370.17	10,370.17	
17/07/2019	PAYMENT BY AUTHORITY TO QBE INSURANCE (AUSTRALIA) LIMITED QBE INSUR0002097 160A848160BPK	237.93		10,132.24	10,132.24	
22/07/2019	Remitter=Danae Bigg Ref=inv1294 crossfit		2,333.64	12,465.88	12,465.88	
29/07/2019	WITHDRAWAL ONLINE 6566101 BPAY ATO - Supe Bas Qtr #4	3,946.00		8,519.88	8,519.88	
31/07/2019	INTEREST PAYABLE ON ACCOUNT 364362	864.58		7,655.30		
31/07/2019	INTEREST PAID		1.76	7,657.06	7,657.06	
01/08/2019	Remitter=MM-MM ELECTRICAL Ref=MM FRNC ST HENDON		3,385.95	11,043.01		
01/08/2019	Remitter=MM-MM ELECTRICAL Ref=MM LONSDALE		3,578.45	14,621.46		

Crossley Stephenson Superannuation Fund

Bank Statement

For The Period 01 July 2019 - 30 June 2020

Date	Description	Debit \$	Credit \$	Ledger Balance \$	Statement Balance \$	Variance \$
01/08/2019	WITHDRAWAL ONLINE 8759731 BPAY U7 Lonsdal U7LonsdaleComCorp	301.95		14,319.51		
01/08/2019	WITHDRAWAL ONLINE 9412105 BPAY U8 Lonsdal U8LonsdaleComCorp	277.20		14,042.31	14,042.31	
06/08/2019	Remitter=DANAE K BIGG Ref=U5 CFE wk1and2 sep		1,120.00	15,162.31	15,162.31	
12/08/2019	PAYMENT BY AUTHORITY TO HILLROSS FINANCIAL SERVICES LIMITED HILLROSS FINANCI HRFS2494307378	110.00		15,052.31	15,052.31	
13/08/2019	PAYMENT BY AUTHORITY TO ZURICH AUST LIFE INS ZURICH LIFE M030597 3F	257.58		14,794.73		
13/08/2019	PAYMENT BY AUTHORITY TO CMC MARKETS STOCKBROKINGLTD CMC MARKETS STOC 7677101	1.32		14,793.41		
13/08/2019	Remitter=DANAE K BIGG Ref=U5 CFE wk3 sept		560.00	15,353.41	15,353.41	
14/08/2019	PAYMENT BY AUTHORITY TO CMC MARKETS STOCKBROKINGLTD CMC MARKETS STOC 7684479	149.12		15,204.29	15,204.29	
15/08/2019	PAYMENT BY AUTHORITY TO A. M. P. SOCIETY AMP LIFE LIMITED A1970172-U	80.35		15,123.94		
15/08/2019	Remitter=DANAE K BIGG Ref=U5 CFE wk4 sept		560.00	15,683.94	15,683.94	
16/08/2019	WITHDRAWAL ONLINE 4352272 BPAY U3 Hendon U3HendonSAWater#1	264.32		15,419.62		
16/08/2019	WITHDRAWAL ONLINE 7425197 BPAY SA WATER F U3HendonWaterUsage	7.87		15,411.75	15,411.75	
19/08/2019	PAYMENT BY AUTHORITY TO QBE INSURANCE (AUSTRALIA) LIMITED QBE INSUR0015625 160A848160BPK	237.93		15,173.82	15,173.82	
28/08/2019	DEPOSIT DIVIDEND Remitter=JHG DIVIDEND Ref=AUG19/00829005 [System Matched Income Data]		52.87	15,226.69	15,226.69	
30/08/2019	Remitter=MM Electrical Ref=099167		897.76	16,124.45		
30/08/2019	INTEREST PAYABLE ON ACCOUNT 364362	769.39		15,355.06		
30/08/2019	INTEREST PAID		1.21	15,356.27		
30/08/2019	DEPOSIT ONLINE 2655564 TFR Westpac DIY Super WoTransfer Funds [WITHDRAWAL ONLINE 1655563 TFR Westpac DIY Transfer Funds]	8,000.00		7,356.27	7,356.27	

Crossley Stephenson Superannuation Fund

Bank Statement

For The Period 01 July 2019 - 30 June 2020

Date	Description	Debit \$	Credit \$	Ledger Balance \$	Statement Balance \$	Variance \$
02/09/2019	Remitter=MM-MM ELECTRICAL Ref=MM FRNC ST HENDON		3,385.95	10,742.22		
02/09/2019	Remitter=MM-MM ELECTRICAL Ref=MM LONSDALE		3,578.45	14,320.67	14,320.67	
06/09/2019	WITHDRAWAL ONLINE 2188727 BPAY U3 Hendon U3HendonRates#1	1,143.00		13,177.67	13,177.67	
09/09/2019	Remitter=CMC MARKETS STOC Ref=7893314		35.87	13,213.54		
09/09/2019	DEPOSIT DIVIDEND Remitter=GOODMAN GROUP Ref=SEP19/00814435 [System Matched Income Data]		86.85	13,300.39		
09/09/2019	DEPOSIT ONLINE 2681312 TFR Westpac DIY Super WoTransfer of Funds [WITHDRAWAL ONLINE 1681311 TFR Westpac DIY Transfer of Funds]	5,000.00		8,300.39	8,300.39	
10/09/2019	PAYMENT BY AUTHORITY TO HILLROSS FINANCIAL SERVICES LIMITED HILLROSS FINANCIAL HRFS2515963547	110.00		8,190.39	8,190.39	
11/09/2019	DEPOSIT DIVIDEND Remitter=APA DST Ref=001231714650 [System Matched Income Data]		165.75	8,356.14		
11/09/2019	WITHDRAWAL ONLINE 7213878 BPAY U8 Lonsdale U8LonsdaleRates#1	407.78		7,948.36		
11/09/2019	WITHDRAWAL ONLINE 7736747 BPAY U7 Lonsdale U7LonsdaleRates#1	407.78		7,540.58		
11/09/2019	WITHDRAWAL ONLINE 8066640 BPAY U5 Seaford U5SeafordRates#1	403.05		7,137.53	7,137.53	
12/09/2019	DEPOSIT DIVIDEND Remitter=ALUMINA LIMITED Ref=SEP19/00839243 [System Matched Income Data]		145.26	7,282.79	7,282.79	
13/09/2019	PAYMENT BY AUTHORITY TO ZURICH AUST LIFE INS ZURICH LIFE M030597 3F	257.58		7,025.21		
13/09/2019	DEPOSIT DIVIDEND Remitter=SPARK INFRASTRUCTURE Ref=S00095558062 [System Matched Income Data]		237.75	7,262.96	7,262.96	
16/09/2019	PAYMENT BY AUTHORITY TO A. M. P. SOCIETY AMP LIFE LIMITED A1970172-U	80.35		7,182.61		
16/09/2019	Remitter=Danae Bigg Ref=crossfit esplanade		2,808.04	9,990.65	9,990.65	
17/09/2019	PAYMENT BY AUTHORITY TO QBE INSURANCE (AUSTRALIA) LIMITED QBE INSUR0028156 160A848160BPK	237.93		9,752.72		

Crossley Stephenson Superannuation Fund

Bank Statement

For The Period 01 July 2019 - 30 June 2020

Date	Description	Debit \$	Credit \$	Ledger Balance \$	Statement Balance \$	Variance \$
17/09/2019	WITHDRAWAL ONLINE 1154759 BPAY U5 Seaford U5SeafordESLevy	336.85		9,415.87		
17/09/2019	WITHDRAWAL ONLINE 2123541 BPAY U7 Lonsdal U7LonsdaleEMSLevy	342.85		9,073.02		
17/09/2019	WITHDRAWAL ONLINE 3558057 BPAY U3 Hendon U3HendonESLevy	719.40		8,353.62		
17/09/2019	WITHDRAWAL ONLINE 5718967 BPAY U8 Lonsdal U8LonsdaleESLevy	342.85		8,010.77	8,010.77	
19/09/2019	DEPOSIT DIVIDEND Remitter=WHC DIVIDEND Ref=REC19/00806614		343.50	8,354.27	8,354.27	
23/09/2019	DEPOSIT-OSKO PAYMENT 2290651 DANA K BIGG CFE U5 wk1		560.00	8,914.27	8,914.27	
26/09/2019	DEPOSIT DIVIDEND Remitter=REG FNL DIV Ref=001234437806 [System Matched Income Data]		86.74	9,001.01	9,001.01	
27/09/2019	WITHDRAWAL ONLINE 1751053 PYMT BJS Insura Cross S 307450-U3H	955.00		8,046.01		
27/09/2019	WITHDRAWAL ONLINE 9465271 BPAY U8 Lonsdal U8LonsdaleSAWater	166.38		7,879.63	7,879.63	
30/09/2019	Remitter=MM Electrical Ref=109532		3,635.85	11,515.48		
30/09/2019	INTEREST PAID		0.79	11,516.27		
30/09/2019	DEPOSIT-OSKO PAYMENT 2980272 DANA K BIGG U5 CFE wk2		560.00	12,076.27	12,076.27	
01/10/2019	Remitter=MM-MM ELECTRICAL Ref=MM FRNC ST HENDON		3,385.95	15,462.22		
01/10/2019	Remitter=MM-MM ELECTRICAL Ref=MM LONSDALE		3,578.45	19,040.67		
01/10/2019	WITHDRAWAL ONLINE 0961486 BPAY U5 Comm Co U5SeafordComCorp#2	265.50		18,775.17	18,775.17	
02/10/2019	DEPOSIT DIVIDEND Remitter=EHE FNL DIV Ref=001234134759		115.44	18,890.61		
02/10/2019	DEPOSIT DIVIDEND Remitter=DOW DIVIDEND Ref=OCT19/00814231 [System Matched Income Data]		228.48	19,119.09	19,119.09	
04/10/2019	DEPOSIT DIVIDEND Remitter=MIN PAYMENT Ref=OCT19/00807455		65.10	19,184.19		
04/10/2019	DEPOSIT DIVIDEND Remitter=ATLAS ARTERIA Ref=OCT19/00816069 [System Matched Income Data]		167.55	19,351.74	19,351.74	
07/10/2019	WITHDRAWAL ONLINE 0014554 BPAY TAX OFFICE 20182019SMSFTax	7,162.50		12,189.24		

Crossley Stephenson Superannuation Fund
Bank Statement

For The Period 01 July 2019 - 30 June 2020

Date	Description	Debit \$	Credit \$	Ledger Balance \$	Statement Balance \$	Variance \$
07/10/2019	WITHDRAWAL ONLINE 1471407 PYMT PDK Financ Invoice 41699	1,320.00		10,869.24		
07/10/2019	WITHDRAWAL ONLINE 1471531 PYMT PDK Financ Invoice 41700	5,940.00		4,929.24	4,929.24	
10/10/2019	PAYMENT BY AUTHORITY TO HILLROSS FINANCIAL SERVICES LIMITED HILLROSS FINANCIAL SERVICES LIMITED HRFS2537822079	110.00		4,819.24		
10/10/2019	DEPOSIT DIVIDEND Remitter=BRAMBLES LIMITED Ref=S00095558062 [System Matched Income Data]		68.88	4,888.12		
10/10/2019	WITHDRAWAL ONLINE 1189121 BPAY SA WATER U5SeafordSAWater	170.89		4,717.23		
10/10/2019	WITHDRAWAL ONLINE 5603068 BPAY SA WATER U7LonsdaleSAWater	159.60		4,557.63	4,557.63	
14/10/2019	PAYMENT BY AUTHORITY TO ZURICH AUST LIFE INS ZURICH LIFE M030597 3F	257.58		4,300.05		
14/10/2019	WITHDRAWAL ONLINE 1517862 PYMT BJS Insura 26784INC-Inv308243	448.34		3,851.71		
14/10/2019	DEPOSIT-OSKO PAYMENT 2207980 DANAE K BIGG U5 CFE wk 3 nov		560.00	4,411.71	4,411.71	
15/10/2019	PAYMENT BY AUTHORITY TO A. M. P. SOCIETY AMP LIFE LIMITED A1970172-U	80.35		4,331.36		
15/10/2019	DEPOSIT-OSKO PAYMENT 2782472 DANAE K BIGG U5 CFE wk 4		560.00	4,891.36	4,891.36	
17/10/2019	PAYMENT BY AUTHORITY TO QBE INSURANCE (AUSTRALIA) LIMITED QBE INSUR0041133 160A848160BPK	237.93		4,653.43	4,653.43	
21/10/2019	WIBS2210201900000000000369480856	145.00		4,508.43	4,508.43	
22/10/2019	DEPOSIT DIVIDEND Remitter=BRAMBLES LIMITED Ref=S00095558062		137.75	4,646.18	4,646.18	
25/10/2019	DEPOSIT ONLINE 2888719 TFR Westpac DIY [WITHDRAWAL ONLINE 1888718 TFR Westpac DIY]		2,000.00	6,646.18	6,646.18	
28/10/2019	WITHDRAWAL ONLINE 6451169 BPAY ATO - Supe 2019BASQtr#1	4,009.00		2,637.18	2,637.18	
30/10/2019	DEPOSIT-OSKO PAYMENT 2797373 DANAE K BIGG U5 CFE wk1		560.00	3,197.18	3,197.18	
31/10/2019	Remitter=MM Electrical Ref=120155		166.38	3,363.56		
31/10/2019	INTEREST PAID		0.61	3,364.17	3,364.17	

Crossley Stephenson Superannuation Fund

Bank Statement

For The Period 01 July 2019 - 30 June 2020

Date	Description	Debit \$	Credit \$	Ledger Balance \$	Statement Balance \$	Variance \$
01/11/2019	TRANSACTION FEE	1.00		3,363.17		
01/11/2019	Remitter=MM-MM ELECTRICAL Ref=MM FRNC ST HENDON		3,385.95	6,749.12		
01/11/2019	Remitter=MM-MM ELECTRICAL Ref=MM LONSDALE		3,628.55	10,377.67		
01/11/2019	WITHDRAWAL ONLINE 7014903 BPAY U7 Lonsdal U7LonsdaleCommCorp	301.95		10,075.72		
01/11/2019	WITHDRAWAL ONLINE 9269948 BPAY U8 Lonsdal U8LonsdaleCommCorp	277.20		9,798.52	9,798.52	
12/11/2019	DEPOSIT-OSKO PAYMENT 2805331 DANAE K BIGG U5 CFE		560.00	10,358.52	10,358.52	
13/11/2019	PAYMENT BY AUTHORITY TO ZURICH AUST LIFE INS ZURICH LIFE M030597 3F	257.58		10,100.94	10,100.94	
14/11/2019	WITHDRAWAL-OSKO PAYMENT 1771902 Precint Residential Pty Ltd 17/109HoltStre	5,000.00		5,100.94	5,100.94	
15/11/2019	PAYMENT BY AUTHORITY TO A. M. P. SOCIETY AMP LIFE LIMITED A1970172-U	80.35		5,020.59		
15/11/2019	WITHDRAWAL ONLINE 4719231 BPAY U3 Hendon U3HendonSAWater	264.32		4,756.27		
15/11/2019	WITHDRAWAL ONLINE 8692389 BPAY SA WATER F U3HendonWater	3.41		4,752.86	4,752.86	
19/11/2019	PAYMENT BY AUTHORITY TO QBE INSURANCE (AUSTRALIA) LIMITED QBE INSUR0054923 160A848160BPK	237.93		4,514.93		
19/11/2019	DEPOSIT-OSKO PAYMENT 2788924 DANAE K BIGG U5 CFE dec		1,120.00	5,634.93	5,634.93	
25/11/2019	DEPOSIT DIVIDEND Remitter=JHG DIVIDEND Ref=NOV19/00828318 [System Matched Income Data]		52.06	5,686.99	5,686.99	
27/11/2019	WITHDRAWAL-OSKO PAYMENT 1853014 Secure Funding Pty Ltd Reference 3233032	1,430.00		4,256.99		
27/11/2019	WITHDRAWAL-OSKO PAYMENT 1951984 Secure Funding Pty Ltd Reference 3233032	795.00		3,461.99	3,461.99	
29/11/2019	Remitter=MM Electrical Ref=130712		2,142.10	5,604.09		
29/11/2019	INTEREST PAID		0.28	5,604.37		
29/11/2019	WITHDRAWAL ONLINE 1083445 BPAY U5 Seaford U5SeafordRates#2	401.00		5,203.37		
29/11/2019	WITHDRAWAL ONLINE 3496583 BPAY U8 Lonsdal U8LonsdaleRates#2	407.00		4,796.37		

Crossley Stephenson Superannuation Fund

Bank Statement

For The Period 01 July 2019 - 30 June 2020

Date	Description	Debit \$	Credit \$	Ledger Balance \$	Statement Balance \$	Variance \$
29/11/2019	WITHDRAWAL ONLINE 4813086 BPAY U3 Hendon U3HendonRates#2	1,143.00		3,653.37		
29/11/2019	WITHDRAWAL ONLINE 5514871 BPAY U7 Lonsdal U7LonsdaleRates#2	407.00		3,246.37	3,246.37	
02/12/2019	Remitter=MM-MM ELECTRICAL Ref=MM FRNC ST HENDON		3,385.95	6,632.32		
02/12/2019	Remitter=MM-MM ELECTRICAL Ref=MM LONSDALE		3,628.55	10,260.87		
02/12/2019	Remitter=CMC MARKETS STOC Ref=8541319		139,654.76	149,915.63	149,915.63	
03/12/2019	DEPOSIT-OSKO PAYMENT 2833496 DANAE K BIGG U5 ESPY 3wks Jan		1,855.00	151,770.63	151,770.63	
04/12/2019	DEPOSIT-OSKO PAYMENT 2129909 DANAE K BIGG U5 ESPY wk4 Jan		619.18	152,389.81	152,389.81	
11/12/2019	WITHDRAWAL-OSKO PAYMENT 1817707 Haymans Electrical SA Invoice No 517-986	6,160.00		146,229.81	146,229.81	
13/12/2019	PAYMENT BY AUTHORITY TO ZURICH AUST LIFE INS ZURICH LIFE M030597 3F	257.58		145,972.23	145,972.23	
16/12/2019	PAYMENT BY AUTHORITY TO A. M. P. SOCIETY AMP LIFE LIMITED A1970172-U	94.13		145,878.10		
17/12/2019	PAYMENT BY AUTHORITY TO QBE INSURANCE (AUSTRALIA) LIMITED QBE INSUR0066621 160A848160BPK	237.93		145,640.17	145,640.17	
19/12/2019	WITHDRAWAL-OSKO PAYMENT 1517480 Precint Residential Pty Ltd 17/109HoltStEa	40,000.00		105,640.17	105,640.17	
27/12/2019	WITHDRAWAL ONLINE 2458204 BPAY U7 Lonsdal U7LonsdaleSAWater	166.44		105,473.73		
27/12/2019	WITHDRAWAL ONLINE 3493916 BPAY U5 Seaford U5SeafordSAWater	203.96		105,269.77		
27/12/2019	WITHDRAWAL ONLINE 5227719 BPAY U8 Lonsdal U8LonsdaleSAWater	166.44		105,103.33	105,103.33	
31/12/2019	Remitter=MM Electrical Ref=140673		4,201.71	109,305.04		
31/12/2019	INTEREST PAID		5.22	109,310.26	109,310.26	
02/01/2020	Remitter=MM-MM ELECTRICAL Ref=MM FRNC ST HENDON		3,385.95	112,696.21		
02/01/2020	Remitter=MM-MM ELECTRICAL Ref=MM LONSDALE		3,628.55	116,324.76		
02/01/2020	WITHDRAWAL ONLINE 1516375 BPAY U5 Comm Co U5SeafordCommCorp	265.50		116,059.26	116,059.26	
06/01/2020	DEPOSIT ONLINE 2258048 TFR Business Lo Contribution SC/SS		100,000.00	216,059.26		

Crossley Stephenson Superannuation Fund

Bank Statement

For The Period 01 July 2019 - 30 June 2020

Date	Description	Debit \$	Credit \$	Ledger Balance \$	Statement Balance \$	Variance \$
06/01/2020	WITHDRAWAL ONLINE 1281160 TFR Westpac DIY Transfer of Funds [DEPOSIT ONLINE 2281161 TFR Westpac DIY Transfer of Funds]		8,500.00	224,559.26	224,559.26	
07/01/2020	DEPOSIT-OSKO PAYMENT 2075687 DANA K BIGG U5 CFE wk1and2		1,155.00	225,714.26	225,714.26	
13/01/2020	PAYMENT BY AUTHORITY TO ZURICH AUST LIFE INS ZURICH LIFE M030597 3F	289.29		225,424.97	225,424.97	
14/01/2020	DEPOSIT-OSKO PAYMENT 2932726 DANA K BIGG U5 CFE wk3and4		1,156.00	226,580.97	226,580.97	
15/01/2020	PAYMENT BY AUTHORITY TO A. M. P. SOCIETY AMP LIFE LIMITED A1970172-U	94.13		226,486.84	226,486.84	
16/01/2020	FEE FOR PURCHASE OF BANKCHEQUE	10.00		226,476.84		
16/01/2020	DEPOSIT ONLINE 2042303 TFR Westpac Cho Super Contribution		10,000.00	236,476.84		
16/01/2020	DEPOSIT-OSKO PAYMENT 2163790 DANA K BIGG U5 CFE wk 1		610.00	237,086.84		
16/01/2020	WITHDRAWAL BANK CHEQUE PURCHASE 0005911 CARINDALE QLD	225,339.26		11,747.58	11,747.58	
17/01/2020	PAYMENT BY AUTHORITY TO QBE INSURANCE (AUSTRALIA) LIMITED QBE INSUR0079016 163A848160BPK	344.91		11,402.67	11,402.67	
21/01/2020	DEPOSIT-OSKO PAYMENT 2731787 DANA K BIGG U5 CFE wk2		610.00	12,012.67	12,012.67	
22/01/2020	WITHDRAWAL ONLINE 5154194 BPAY ASIC ASICAnnualReview	267.00		11,745.67	11,745.67	
24/01/2020	WITHDRAWAL ONLINE 9299530 BPAY SMSFDiv293 SMSFDiv293-2017/18	3,740.60		8,005.07	8,005.07	
28/01/2020	WITHDRAWAL ONLINE 1742925 BPAY SMSFDiv293 SMSFDiv293-2018/19	3,745.30		4,259.77	4,259.77	
31/01/2020	DEPOSIT ONLINE 2738670 TFR Westpac DIY [WITHDRAWAL ONLINE 1738670 TFR Westpac DIY]		3,000.00	7,259.77		
31/01/2020	INTEREST PAID		4.21	7,263.98	7,263.98	
03/02/2020	TRANSACTION FEE	2.50		7,261.48		
03/02/2020	Remitter=MM-MM ELECTRICAL Ref=MM FRNC ST HENDON		3,385.95	10,647.43		
03/02/2020	Remitter=MM-MM ELECTRICAL Ref=MM LONSDALE		3,628.55	14,275.98		
03/02/2020	DEPOSIT ONLINE 2302321 PYMT Pauline Ha One Nation		5,500.00	19,775.98		

Crossley Stephenson Superannuation Fund

Bank Statement

For The Period 01 July 2019 - 30 June 2020

Date	Description	Debit \$	Credit \$	Ledger Balance \$	Statement Balance \$	Variance \$
03/02/2020	WITHDRAWAL ONLINE 1294612 BPAY U7 Lonsdal U7LonsdaleCCorpFee	301.95		19,474.03		
03/02/2020	WITHDRAWAL ONLINE 3193071 BPAY U8 Lonsdal U8LonsdaleCCorpFee	277.20		19,196.83		
03/02/2020	DEPOSIT-OSKO PAYMENT 2884851 DANA K BIGG U5 CFE wk3		610.00	19,806.83	19,806.83	
10/02/2020	DEPOSIT ONLINE 2600897 PYMT Pauline Ha One Nation		330.00	20,136.83	20,136.83	
11/02/2020	DEPOSIT-OSKO PAYMENT 2789092 DANA K BIGG U5 CFE wk4		610.00	20,746.83	20,746.83	
12/02/2020	WITHDRAWAL ONLINE 1565680 PYMT SMSF Unit SMSFLoan364362	1,487.00		19,259.83	19,259.83	
13/02/2020	PAYMENT BY AUTHORITY TO ZURICH AUST LIFE INS ZURICH LIFE M030597 3F	289.29		18,970.54	18,970.54	
14/02/2020	PAYMENT BY AUTHORITY TO SECURE FUNDING PTY LTD SECURE FUNDING P 3233032	3,826.88		15,143.66		
14/02/2020	WITHDRAWAL ONLINE 4179167 BPAY U3 Hendon U3HendonSAWater	264.32		14,879.34		
14/02/2020	WITHDRAWAL ONLINE 7920964 BPAY SA WATER F U3HendonWaterUsage	5.69		14,873.65	14,873.65	
17/02/2020	PAYMENT BY AUTHORITY TO A. M. P. SOCIETY AMP LIFE LIMITED A1970172-U	94.13		14,779.52	14,779.52	
18/02/2020	PAYMENT BY AUTHORITY TO QBE INSURANCE (AUSTRALIA) LIMITED QBE INSUR0091696 163A848160BPK	223.73		14,555.79		
18/02/2020	DEPOSIT-OSKO PAYMENT 2894861 DANA K BIGG U5 CFE wk1		582.00	15,137.79	15,137.79	
26/02/2020	DEPOSIT-OSKO PAYMENT 2228912 DANA K BIGG U5 CFE wk2		582.00	15,719.79	15,719.79	
27/02/2020	WITHDRAWAL ONLINE 7158861 BPAY EagleFarmQ EagleFarmQldWater	215.72		15,504.07	15,504.07	
28/02/2020	Remitter=MM Electrical Ref=161056		332.88	15,836.95		
28/02/2020	INTEREST PAID		0.61	15,837.56		
28/02/2020	WITHDRAWAL ONLINE 0729444 BPAY ATO - Supe BasQTROct-Dec	6,732.00		9,105.56	9,105.56	
02/03/2020	Remitter=MM-MM ELECTRICAL Ref=MM FRNC ST HENDON		3,385.95	12,491.51		
02/03/2020	Remitter=MM-MM ELECTRICAL Ref=MM LONSDALE		3,628.55	16,120.06		
02/03/2020	WITHDRAWAL ONLINE 1507749 BPAY U8 Lonsdal U8LonsdaleRates	407.00		15,713.06		

Crossley Stephenson Superannuation Fund

Bank Statement

For The Period 01 July 2019 - 30 June 2020

Date	Description	Debit \$	Credit \$	Ledger Balance \$	Statement Balance \$	Variance \$
02/03/2020	WITHDRAWAL ONLINE 5213436 BPAY U5 Seaford U5SeafordRates	401.00		15,312.06		
02/03/2020	WITHDRAWAL ONLINE 6303514 BPAY U3 Hendon U3HendonRates	1,143.00		14,169.06		
02/03/2020	WITHDRAWAL ONLINE 7545304 BPAY U7 Lonsdal U7LonsdaleRates	407.00		13,762.06	13,762.06	
03/03/2020	DEPOSIT-OSKO PAYMENT 2852643 DANA K BIGG U5 CFE wk3		582.00	14,344.06	14,344.06	
06/03/2020	WITHDRAWAL ONLINE 1853687 TFR Westpac DIY Transfer Funds [DEPOSIT ONLINE 2853689 TFR Westpac DIY Transfer Funds]		2,500.00	16,844.06	16,844.06	
09/03/2020	DEPOSIT ONLINE 2500404 PYMT Pauline Ha One Nation		5,515.72	22,359.78		
09/03/2020	WITHDRAWAL-OSKO PAYMENT 1822698 GuttSA Inv 6427 Hendon Gutter Repair Invoi	4,455.00		17,904.78	17,904.78	
10/03/2020	DEPOSIT-OSKO PAYMENT 2989070 DANA K BIGG U5 CFE wk4		582.00	18,486.78	18,486.78	
12/03/2020	WITHDRAWAL ONLINE 1564537 PYMT SMSF Unit SMSFLoan364362	1,487.00		16,999.78	16,999.78	
13/03/2020	PAYMENT BY AUTHORITY TO ZURICH AUST LIFE INS ZURICH LIFE M030597 3F	289.29		16,710.49	16,710.49	
16/03/2020	PAYMENT BY AUTHORITY TO A. M. P. SOCIETY AMP LIFE LIMITED A1970172-U	94.13		16,616.36		
16/03/2020	PAYMENT BY AUTHORITY TO SECURE FUNDING PTY LTD SECURE FUNDING P 3233032	3,826.88		12,789.48		
16/03/2020	DEPOSIT ONLINE 2502056 PYMT Pauline Ha One Nation		530.00	13,319.48		
16/03/2020	DEPOSIT-OSKO PAYMENT 2712765 DANA K BIGG U5 CFE wk1and2		1,220.00	14,539.48	14,539.48	
17/03/2020	PAYMENT BY AUTHORITY TO QBE INSURANCE (AUSTRALIA) LIMITED QBE INSUR0103442 163A848160BPK	223.73		14,315.75	14,315.75	
20/03/2020	DEPOSIT DIVIDEND Remitter=WOODSIDE Ref=RES20/00101532		23.56	14,339.31	14,339.31	
27/03/2020	DEPOSIT DIVIDEND Remitter=AGL CASH RES Ref=001239571000		5.12	14,344.43		
27/03/2020	WITHDRAWAL ONLINE 0481571 BPAY U7 Lonsdal U7LonsdaleSAWater	159.61		14,184.82		
27/03/2020	WITHDRAWAL ONLINE 2153896 BPAY U5 Seaford U5SeafordSAWater	232.39		13,952.43		
27/03/2020	WITHDRAWAL ONLINE 3157943 BPAY U8 Lonsdal U8LonsdaleSAWater	166.44		13,785.99	13,785.99	

Crossley Stephenson Superannuation Fund

Bank Statement

For The Period 01 July 2019 - 30 June 2020

Date	Description	Debit \$	Credit \$	Ledger Balance \$	Statement Balance \$	Variance \$
30/03/2020	DEPOSIT ONLINE 2600340 PYMT Pauline Ha One Nation		1,028.75	14,814.74		
30/03/2020	DEPOSIT ONLINE 2607356 PYMT Pauline Ha One Nation		5,830.00	20,644.74	20,644.74	
31/03/2020	Remitter=WESFARMERS LTD Ref=IDF20/00831323		18.77	20,663.51		
31/03/2020	Remitter=MM Electrical Ref=172344		2,806.16	23,469.67		
31/03/2020	INTEREST PAID		0.42	23,470.09	23,470.09	
01/04/2020	Remitter=MM-MM ELECTRICAL Ref=MM FRNC ST HENDON		3,385.95	26,856.04		
01/04/2020	Remitter=MM-MM ELECTRICAL Ref=MM LONSDALE		3,628.55	30,484.59		
01/04/2020	WITHDRAWAL ONLINE 2195220 BPAY U5 Comm Co U5CommCorpFees	265.50		30,219.09		
01/04/2020	WITHDRAWAL ONLINE 5840010 BPAY EagleFarmR EagleFarmRates	1,028.75		29,190.34	29,190.34	
02/04/2020	WITHDRAWAL ONLINE 1238987 TFR Westpac DIY Transfer of Funds [DEPOSIT ONLINE 2238988 TFR Westpac DIY Transfer of Funds]		2,500.00	31,690.34	31,690.34	
07/04/2020	DEPOSIT DIVIDEND Remitter=BHP DRP RESIDUAL Ref=20RES/00800605		19.99	31,710.33	31,710.33	
14/04/2020	PAYMENT BY AUTHORITY TO ZURICH AUST LIFE INS ZURICH LIFE M030597 3F	289.29		31,421.04		
14/04/2020	WITHDRAWAL ONLINE 1394192 PYMT SMSF Unit SMSFLoan364362	1,487.00		29,934.04	29,934.04	
15/04/2020	PAYMENT BY AUTHORITY TO A. M. P. SOCIETY AMP LIFE LIMITED A1970172-U	94.13		29,839.91		
15/04/2020	WITHDRAWAL ONLINE 7709088 BPAY BMT TAX DE EFarmBMTTaxReport	1,430.00		28,409.91	28,409.91	
16/04/2020	PAYMENT BY AUTHORITY TO SECURE FUNDING PTY LTD SECURE FUNDING P 3233032	3,826.88		24,583.03	24,583.03	
17/04/2020	PAYMENT BY AUTHORITY TO QBE INSURANCE (AUSTRALIA) LIMITED QBE INSUR0116025 163A848160BPK	223.73		24,359.30	24,359.30	
27/04/2020	DEPOSIT ONLINE 2207901 PYMT Pauline Ha One Nation		5,830.00	30,189.30		
27/04/2020	DEPOSIT-OSKO PAYMENT 2273375 DANAE K BIGG U5 CFE		1,024.07	31,213.37	31,213.37	
30/04/2020	INTEREST PAID		0.23	31,213.60	31,213.60	

Crossley Stephenson Superannuation Fund

Bank Statement

For The Period 01 July 2019 - 30 June 2020

Date	Description	Debit \$	Credit \$	Ledger Balance \$	Statement Balance \$	Variance \$
01/05/2020	Remitter=MM-MM ELECTRICAL Ref=MM FRNC ST HENDON		3,385.95	34,599.55		
01/05/2020	Remitter=MM-MM ELECTRICAL Ref=MM LONSDALE		3,628.55	38,228.10		
01/05/2020	WITHDRAWAL ONLINE 2365902 BPAY U7 Lonsdal U7LonsdaleCommCorp	301.95		37,926.15		
01/05/2020	WITHDRAWAL ONLINE 5229181 BPAY U8 Lonsdal U8LonsdaleComCorp	277.20		37,648.95	37,648.95	
08/05/2020	Remitter=RIO TINTO LTD Ref=DRP20/00801066		42.63	37,691.58	37,691.58	
12/05/2020	WITHDRAWAL ONLINE 1424691 PYMT SMSF Unit SMSFLoan364362	1,487.00		36,204.58	36,204.58	
13/05/2020	PAYMENT BY AUTHORITY TO ZURICH AUST LIFE INS ZURICH LIFE M030597 3F	289.29		35,915.29	35,915.29	
15/05/2020	PAYMENT BY AUTHORITY TO A. M. P. SOCIETY AMP LIFE LIMITED A1970172-U	94.13		35,821.16		
15/05/2020	PAYMENT BY AUTHORITY TO SECURE FUNDING PTY LTD SECURE FUNDING P 3233032	3,826.88		31,994.28		
15/05/2020	WITHDRAWAL ONLINE 7396414 BPAY U3 Hendon U3HendonSAWater	264.32		31,729.96		
15/05/2020	WITHDRAWAL ONLINE 7925077 BPAY HendonSAWa U3HendonWaterUsage	5.69		31,724.27	31,724.27	
19/05/2020	PAYMENT BY AUTHORITY TO QBE INSURANCE (AUSTRALIA) LIMITED QBE INSUR0129144 163A848160BPK	223.73		31,500.54	31,500.54	
26/05/2020	WITHDRAWAL ONLINE 8311635 BPAY ATO - Supe BASQtr.JantoMar2020	6,933.00		24,567.54	24,567.54	
28/05/2020	DEPOSIT DIVIDEND Remitter=CBA CASH RES Ref=001241653666		46.06	24,613.60		
28/05/2020	WITHDRAWAL ONLINE 0423725 BPAY EagleFarmQ EFarmUrbanWater	223.34		24,390.26	24,390.26	
29/05/2020	Remitter=MM Electrical Ref=193151		326.05	24,716.31		
29/05/2020	INTEREST PAID		0.26	24,716.57	24,716.57	
01/06/2020	Remitter=MM-MM ELECTRICAL Ref=MM FRNC ST HENDON		3,385.95	28,102.52		
01/06/2020	Remitter=MM-MM ELECTRICAL Ref=MM LONSDALE		3,628.55	31,731.07		
01/06/2020	DEPOSIT ONLINE 2508323 PYMT Pauline Ha One Nation		7,621.08	39,352.15		
01/06/2020	WITHDRAWAL ONLINE 1052306 BPAY U3 Hendon U3HendonRates	1,142.85		38,209.30		

Crossley Stephenson Superannuation Fund
Bank Statement

For The Period 01 July 2019 - 30 June 2020

Date	Description	Debit \$	Credit \$	Ledger Balance \$	Statement Balance \$	Variance \$
01/06/2020	WITHDRAWAL ONLINE 2036990 BPAY U8 Lonsdal U8LonsdaleRates	407.00		37,802.30		
01/06/2020	WITHDRAWAL ONLINE 2531965 BPAY U5 Seaford U5SeafordRates	401.00		37,401.30		
01/06/2020	WITHDRAWAL ONLINE 4600467 BPAY U7 Lonsdal U7LonsdaleRates	407.00		36,994.30		
01/06/2020	WITHDRAWAL ONLINE 8253843 BPAY EF Body Co EF Body Corp Fees	1,567.74		35,426.56		
01/06/2020	DEPOSIT-OSKO PAYMENT 2132733 DANA K BIGG U5 CFE		1,000.00	36,426.56	36,426.56	
08/06/2020	WITHDRAWAL ONLINE 1967743 TFR Business Lo Transfer Funds	25,000.00		11,426.56	11,426.56	
09/06/2020	DEPOSIT-OSKO PAYMENT 2902013 DANA K BIGG U5 CFE		593.62	12,020.18	12,020.18	
11/06/2020	DEPOSIT-OSKO PAYMENT 2938569 DANA K BIGG U5 CFE		600.00	12,620.18	12,620.18	
12/06/2020	WITHDRAWAL ONLINE 1615483 PYMT SMSF Unit SMSFLoan364362	1,487.00		11,133.18	11,133.18	
15/06/2020	PAYMENT BY AUTHORITY TO A. M. P. SOCIETY AMP LIFE LIMITED A1970172-U	94.13		11,039.05		
15/06/2020	PAYMENT BY AUTHORITY TO ZURICH AUST LIFE INS ZURICH LIFE M030597 3F	289.29		10,749.76		
15/06/2020	DEPOSIT-OSKO PAYMENT 2621609 DANA K BIGG U5 CFE		600.00	11,349.76	11,349.76	
16/06/2020	PAYMENT BY AUTHORITY TO SECURE FUNDING PTY LTD SECURE FUNDING P 3233032	3,826.88		7,522.88		
16/06/2020	WITHDRAWAL ONLINE 1937270 PYMT PPH Electr Invoice # 4220-U5	673.41		6,849.47		
16/06/2020	WITHDRAWAL-OSKO PAYMENT 1904469 PPH Electrical Invoice # 4220 - U5 Smoke D	673.41		6,176.06		
16/06/2020	DEPOSIT-OSKO PAYMENT REVERSAL 1904469 16 Jun 2020 AB01 Unable to complet		673.41	6,849.47	6,849.47	
17/06/2020	PAYMENT BY AUTHORITY TO QBE INSURANCE (AUSTRALIA) LIMITED QBE INSUR0140995 163A848160BPK	223.73		6,625.74	6,625.74	
22/06/2020	DEPOSIT-OSKO PAYMENT 2980984 DANA K BIGG U5 CFE		600.00	7,225.74	7,225.74	
26/06/2020	WITHDRAWAL ONLINE 6434982 BPAY U5 Seaford U5SeafordSAWater	453.58		6,772.16		
26/06/2020	WITHDRAWAL ONLINE 7481651 BPAY U7 Lonsdal U7LonsdaleSAWater	163.03		6,609.13		
26/06/2020	WITHDRAWAL ONLINE 7752419 BPAY U8 Lonsdal U8LonsdaleSAWater	169.85		6,439.28	6,439.28	

Crossley Stephenson Superannuation Fund

Bank Statement

For The Period 01 July 2019 - 30 June 2020

Date	Description	Debit \$	Credit \$	Ledger Balance \$	Statement Balance \$	Variance \$
29/06/2020	DEPOSIT ONLINE 2207542 PYMT Pauline Ha One Nation		5,830.00	12,269.28	12,269.28	
30/06/2020	Remitter=MM Electrical Ref=203470		2,806.01	15,075.29		
30/06/2020	INTEREST PAID		0.14	15,075.43	15,075.43	
30/06/2020	CLOSING BALANCE			15,075.43	15,075.43	
		<u>426,390.26</u>	<u>437,346.49</u>			

Crossley Stephenson Superannuation Fund

Bank Statement

For The Period 01 July 2019 - 30 June 2020

Chart Code: 60400 / Westpac DIY Super Sa

Account Name: Westpac DIY Super Savings Account ***1810

BSB and Account Number: 035055 291810

Opening Balance	-	Total Debits	+	Total Credits	=	Closing Balance
\$ 3,591.29		\$ 39,185.00		\$ 44,160.46		\$ 8,566.75

Data Feed Used

BGL Bank Data Service

Date	Description	Debit \$	Credit \$	Ledger Balance \$	Statement Balance \$	Variance \$
01/07/2019	Opening Balance			3,591.29	3,591.29	
29/07/2019	Remitter=SuperChoice P/L Ref=PC06C005-5602692		2,416.66	6,007.95	6,007.95	
31/07/2019	INTEREST PAID		0.81	6,008.76	6,008.76	
27/08/2019	Remitter=SuperChoice P/L Ref=PC06C005-5627026		2,416.66	8,425.42	8,425.42	
30/08/2019	DEPOSIT ONLINE 2655564 TFR Westpac DIY Super WoTransfer Funds [WITHDRAWAL ONLINE 1655563 TFR Westpac DIY Transfer Funds]		8,000.00	16,425.42		
30/08/2019	INTEREST PAID		0.77	16,426.19	16,426.19	
09/09/2019	DEPOSIT ONLINE 2681312 TFR Westpac DIY Super WoTransfer of Funds [WITHDRAWAL ONLINE 1681311 TFR Westpac DIY Transfer of Funds]		5,000.00	21,426.19	21,426.19	
12/09/2019	ESTABLISHMENT FEE	410.00		21,016.19	21,016.19	
16/09/2019	WITHDRAWAL ONLINE 1717170 TFR Business Lo	20,000.00		1,016.19	1,016.19	
24/09/2019	Remitter=SuperChoice P/L Ref=PC230919-175125680		83.84	1,100.03	1,100.03	
30/09/2019	Remitter=SuperChoice P/L Ref=PC06C005-5644791		2,416.66	3,516.69		
30/09/2019	INTEREST PAID		1.34	3,518.03	3,518.03	
16/10/2019	Remitter=PRECISION CH Ref=PASCH1910100005237		477.21	3,995.24	3,995.24	
22/10/2019	BANK SOLICITOR'S FEE 21908622	275.00		3,720.24	3,720.24	
25/10/2019	DEPOSIT ONLINE 2888719 TFR Westpac DIY [WITHDRAWAL ONLINE 1888718 TFR Westpac	2,000.00		1,720.24	1,720.24	

Crossley Stephenson Superannuation Fund
Bank Statement

For The Period 01 July 2019 - 30 June 2020

Date	Description	Debit \$	Credit \$	Ledger Balance \$	Statement Balance \$	Variance \$
	DIY]					
28/10/2019	Remitter=SuperChoice P/L Ref=PC06C005-5669398		2,416.66	4,136.90	4,136.90	
31/10/2019	INTEREST PAID		0.41	4,137.31	4,137.31	
19/11/2019	Remitter=SuperChoice P/L Ref=PC181119-111864397		76.34	4,213.65	4,213.65	
29/11/2019	Remitter=SuperChoice P/L Ref=PC06C005-5697961		2,416.66	6,630.31		
29/11/2019	INTEREST PAID		0.33	6,630.64	6,630.64	
11/12/2019	Remitter=SuperChoice P/L Ref=PC091219-130511465		84.52	6,715.16	6,715.16	
19/12/2019	Remitter=SuperChoice P/L Ref=PC06C005-5712361		2,416.66	9,131.82	9,131.82	
31/12/2019	INTEREST PAID		0.66	9,132.48	9,132.48	
06/01/2020	WITHDRAWAL ONLINE 1281160 TFR Westpac DIY Transfer of Funds [DEPOSIT ONLINE 2281161 TFR Westpac DIY Transfer of Funds]	8,500.00		632.48	632.48	
22/01/2020	Remitter=PRECISION CH Ref=PASCH2001210005933		394.98	1,027.46	1,027.46	
28/01/2020	Remitter=SuperChoice P/L Ref=PC06C005-5737089		2,416.66	3,444.12	3,444.12	
31/01/2020	INTEREST PAID		0.22	3,444.34		
31/01/2020	DEPOSIT ONLINE 2738670 TFR Westpac DIY [WITHDRAWAL ONLINE 1738670 TFR Westpac DIY]	3,000.00		444.34	444.34	
04/02/2020	Remitter=SuperChoice P/L Ref=PC030220-172803250		74.98	519.32	519.32	
28/02/2020	INTEREST PAID		0.03	519.35	519.35	
03/03/2020	Remitter=SuperChoice P/L Ref=PC06C005-5766821		2,416.66	2,936.01	2,936.01	
06/03/2020	WITHDRAWAL ONLINE 1853687 TFR Westpac DIY Transfer Funds [DEPOSIT ONLINE 2853689 TFR Westpac DIY Transfer Funds]	2,500.00		436.01	436.01	
31/03/2020	Remitter=SuperChoice P/L Ref=PC06C005-5778576		2,416.66	2,852.67		
31/03/2020	INTEREST PAID		0.04	2,852.71	2,852.71	

Crossley Stephenson Superannuation Fund
Bank Statement

For The Period 01 July 2019 - 30 June 2020

Date	Description	Debit \$	Credit \$	Ledger Balance \$	Statement Balance \$	Variance \$
02/04/2020	WITHDRAWAL ONLINE 1238987 TFR Westpac DIY Transfer of Funds [DEPOSIT ONLINE 2238988 TFR Westpac DIY Transfer of Funds]	2,500.00		352.71	352.71	
15/04/2020	Remitter=SuperChoice P/L Ref=PC140420-156044505		446.21	798.92	798.92	
27/04/2020	Remitter=SuperChoice P/L Ref=PC06C005-5797292		2,501.25	3,300.17	3,300.17	
26/05/2020	Remitter=SuperChoice P/L Ref=PC250520-146504096		58.43	3,358.60		
26/05/2020	Remitter=SuperChoice P/L Ref=PC250520-146503947		73.05	3,431.65	3,431.65	
29/05/2020	Remitter=SuperChoice P/L Ref=PC06C005-5825396		2,501.25	5,932.90		
29/05/2020	INTEREST PAID		0.02	5,932.92	5,932.92	
22/06/2020	Remitter=SuperChoice P/L Ref=PC06C005-5839714		2,501.25	8,434.17	8,434.17	
30/06/2020	Remitter=SuperChoice P/L Ref=PC290620-105777658		51.30	8,485.47		
30/06/2020	Remitter=SuperChoice P/L Ref=PC290620-105779255		81.23	8,566.70		
30/06/2020	INTEREST PAID		0.05	8,566.75	8,566.75	
30/06/2020	CLOSING BALANCE			8,566.75	8,566.75	
		<u>39,185.00</u>	<u>44,160.46</u>			

Crossley Stephenson Superannuation Fund

Bank Statement

For The Period 01 July 2019 - 30 June 2020

Chart Code: 85500 / CSSF_EAGALFARM

Account Name: Liberty Loan 3032 - 17/109 Holt Street, Eagle Farm QLD 4009

BSB and Account Number:

Opening Balance	-	Total Debits	+	Total Credits	=	Closing Balance
		\$ 695,939.91		\$ 21,359.40		\$ (674,580.51)

Data Feed Used

Date	Description	Debit \$	Credit \$	Ledger Balance \$	Statement Balance \$	Variance \$
27/11/2019	WITHDRAWAL-OSKO PAYMENT 1853014 Secure Funding Pty Ltd Reference 3233032		1,430.00	1,430.00		
27/11/2019	WITHDRAWAL-OSKO PAYMENT 1951984 Secure Funding Pty Ltd Reference 3233032		795.00	2,225.00		
27/11/2019	Application Fee	795.00		1,430.00		
13/12/2019	Valuation Payment	1,430.00		0.00		
15/01/2020	Transfer of Land Registration Fee	2,784.00		(2,784.00)		
15/01/2020	Mortgage Registration Fee	192.00		(2,976.00)		
16/01/2020		663,258.10		(666,234.10)		
17/01/2020	Property Search Fees	30.90		(666,265.00)		
17/01/2020	Settlement Fee	595.00		(666,860.00)		
17/01/2020	Establishment Fee	6,750.00		(673,610.00)		
17/01/2020	Document Preparation Fee	695.00		(674,305.00)		
17/01/2020	Trust Investigation Fee	695.00		(675,000.00)		
14/02/2020	PAYMENT BY AUTHORITY TO SECURE FUNDING PTY LTD SECURE FUNDING P 3233032		3,826.88	(671,173.12)		
16/02/2020	Interest Charged	3,855.98		(675,029.10)		
16/02/2020	Service Fee	30.00		(675,059.10)		
16/03/2020	PAYMENT BY AUTHORITY TO SECURE FUNDING PTY LTD SECURE FUNDING P 3233032		3,826.88	(671,232.22)		

Crossley Stephenson Superannuation Fund
Bank Statement

For The Period 01 July 2019 - 30 June 2020

Date	Description	Debit \$	Credit \$	Ledger Balance \$	Statement Balance \$	Variance \$
16/03/2020	Interest Charged	3,610.45		(674,842.67)		
16/03/2020	Service Fee	30.00		(674,872.67)		
16/04/2020	PAYMENT BY AUTHORITY TO SECURE FUNDING PTY LTD SECURE FUNDING P 3233032		3,826.88	(671,045.79)		
16/04/2020	Interest Charged	3,789.24		(674,835.03)		
16/04/2020	Service Fee	30.00		(674,865.03)		
15/05/2020	PAYMENT BY AUTHORITY TO SECURE FUNDING PTY LTD SECURE FUNDING P 3233032		3,826.88	(671,038.15)		
16/05/2020	Interest Charged	3,594.91		(674,633.06)		
16/05/2020	Service Fee	30.00		(674,663.06)		
16/06/2020	PAYMENT BY AUTHORITY TO SECURE FUNDING PTY LTD SECURE FUNDING P 3233032		3,826.88	(670,836.18)		
16/06/2020	Interest Charged	3,714.33		(674,550.51)		
16/06/2020	Service Fee	30.00		(674,580.51)		
30/06/2020	CLOSING BALANCE			(674,580.51)		
		695,939.91	21,359.40			

Crossley Stephenson Superannuation Fund

Bank Statement

For The Period 01 July 2019 - 30 June 2020

Chart Code: 85500 / CSSFHENDON
Account Name: Westpac Loan 4362 - 3/4 Florence Street, Hendon SA 5014
BSB and Account Number: 035055 364362

Opening Balance	-	Total Debits	+	Total Credits	=	Closing Balance	Data Feed Used
\$ (185,000.00)		\$ 7,807.05		\$ 52,435.00		\$ (140,372.05)	

Date	Description	Debit \$	Credit \$	Ledger Balance \$	Statement Balance \$	Variance \$
01/07/2019	Opening Balance			(185,000.00)		
16/09/2019	WITHDRAWAL ONLINE 1717170 TFR Business Lo		20,000.00	(165,000.00)		
30/09/2019	Loan Service Fee	120.00		(165,120.00)		
30/09/2019	Interest September 2019	817.22		(165,937.22)		
31/10/2019	Interest October 2019	805.77		(166,742.99)		
29/11/2019	Interest November 2019	747.19		(167,490.18)		
31/12/2019	Loan Service Fee	120.00		(167,610.18)		
31/12/2019	Interest December 2019	828.18		(168,438.36)		
31/01/2020	Interest January 2020	806.84		(169,245.20)		
12/02/2020	WITHDRAWAL ONLINE 1565680 PYMT SMSF Unit SMSFLoan364362		1,487.00	(167,758.20)		
28/02/2020	Interest February 2020	728.57		(168,486.77)		
12/03/2020	WITHDRAWAL ONLINE 1564537 PYMT SMSF Unit SMSFLoan364362		1,487.00	(166,999.77)		
31/03/2020	LOAN SERVICE FEE	120.00		(167,119.77)		
31/03/2020	INTEREST	812.72		(167,932.49)		
14/04/2020	WITHDRAWAL ONLINE 1394192 PYMT SMSF Unit SMSFLoan364362		1,487.00	(166,445.49)		
30/04/2020	INTEREST	630.68		(167,076.17)		

Crossley Stephenson Superannuation Fund

Bank Statement

For The Period 01 July 2019 - 30 June 2020

Date	Description	Debit \$	Credit \$	Ledger Balance \$	Statement Balance \$	Variance \$
12/05/2020	WITHDRAWAL ONLINE 1424691 PYMT SMSF Unit SMSFLoan364362		1,487.00	(165,589.17)		
29/05/2020	Interest	579.71		(166,168.88)		
08/06/2020	WITHDRAWAL ONLINE 1967743 TFR Business Lo Transfer Funds		25,000.00	(141,168.88)		
12/06/2020	WITHDRAWAL ONLINE 1615483 PYMT SMSF Unit SMSFLoan364362		1,487.00	(139,681.88)		
30/06/2020	Loan Service Fee	120.00		(139,801.88)		
30/06/2020	Interest	570.17		(140,372.05)		
30/06/2020	CLOSING BALANCE			(140,372.05)		
		<u>7,807.05</u>	<u>52,435.00</u>			

Mr Stuart James Crossley & Ms Sharon Lee Stephenson <Crossley Stephenson S/F A/C>

11 THE PROMENADE
CAMP HILL QLD 4152

Trading Account Statement

Period: 01/07/2019 - 04/12/2019

Adviser: Richard Lovell

Trading Account Number: 6631631

Date	Reference	Description	Debit	Credit	Balance
01/07/2019		Open Balance			0.00
13/08/2019	7687348	Sold 1656 JHC @ 1.0050		1,642.86	1,642.86Cr
13/08/2019	7687355	Sold 72 ASX @ 86.6400		6,216.66	7,859.52Cr
13/08/2019	7687366	Bght 1480 EHE @ 2.6900	4,002.62		3,856.90Cr
13/08/2019	337592	JNL337592 SMS Confirmation C/N Fee A/c:6631631	0.33		3,856.57Cr
13/08/2019	337595	JNL337595 SMS Confirmation C/N Fee A/c:6631631	0.33		3,856.24Cr
13/08/2019	337596	JNL337596 SMS Confirmation C/N Fee A/c:6631631	0.33		3,855.91Cr
13/08/2019	7687371	Bght 1145 WHC @ 3.4800	4,006.02		150.11
13/08/2019	337597	JNL337597 SMS Confirmation C/N Fee A/c:6631631	0.33		150.44
13/08/2019	7628812	DE: 035-055 291829		1.32	149.12
14/08/2019	7634516	DE: 035-055 291829 7687371		149.12	0.00
05/09/2019	7847517	Sold 72 RIO @ 90.4300		6,491.96	6,491.96Cr
05/09/2019	7847523	Bght 210 MIN @ 13.7100	2,898.10		3,593.86Cr
05/09/2019	348545	JNL348545 SMS Confirmation C/N Fee A/c:6631631	0.33		3,593.53Cr
05/09/2019	348546	JNL348546 SMS Confirmation C/N Fee A/c:6631631	0.33		3,593.20Cr
05/09/2019	7847543	Bght 580 QAN @ 6.1000	3,557.00		36.20Cr
05/09/2019	348547	JNL348547 SMS Confirmation C/N Fee A/c:6631631	0.33		35.87Cr
09/09/2019	6173731	DE: 035-055 291829 7847517 7847523 7847543	35.87		0.00
28/11/2019	8364554	Sold 374 AGL @ 20.4900		7,644.26	7,644.26Cr
28/11/2019	8364560	Sold 1117 ALX @ 7.6904		8,571.23	16,215.49Cr
28/11/2019	8364566	Sold 174 ANZ @ 24.9000		4,313.60	20,529.09Cr
28/11/2019	392865	JNL392865 SMS Confirmation C/N Fee A/c:6631631	0.33		20,528.76Cr
28/11/2019	392866	JNL392866 SMS Confirmation C/N Fee A/c:6631631	0.33		20,528.43Cr
28/11/2019	392868	JNL392868 SMS Confirmation C/N Fee A/c:6631631	0.33		20,528.10Cr
28/11/2019	8364573	Sold 650 APA @ 11.2108		7,268.00	27,796.10Cr
28/11/2019	8364575	Sold 2225 AWC @ 2.3200		5,143.00	32,939.10Cr
28/11/2019	8364577	Sold 251 BHP @ 38.5633		9,660.40	42,599.50Cr
28/11/2019	392870	JNL392870 SMS Confirmation C/N Fee A/c:6631631	0.33		42,599.17Cr
28/11/2019	392871	JNL392871 SMS Confirmation C/N Fee A/c:6631631	0.33		42,598.84Cr
28/11/2019	392872	JNL392872 SMS Confirmation C/N Fee A/c:6631631	0.33		42,598.51Cr
28/11/2019	8364583	Sold 475 BXB @ 12.6200		5,975.50	48,574.01Cr
28/11/2019	8364593	Sold 90 CBA @ 81.8300		7,345.70	55,919.71Cr
28/11/2019	8364599	Sold 1632 DOW @ 8.3300		13,575.56	69,495.27Cr
28/11/2019	392874	JNL392874 SMS Confirmation C/N Fee A/c:6631631	0.33		69,494.94Cr
28/11/2019	392875	JNL392875 SMS Confirmation C/N Fee A/c:6631631	0.33		69,494.61Cr
28/11/2019	392876	JNL392876 SMS Confirmation C/N Fee A/c:6631631	0.33		69,494.28Cr
28/11/2019	8364601	Sold 1480 EHE @ 2.6922		3,965.40	73,459.68Cr
28/11/2019	8364608	Sold 579 GMG @ 14.8620		8,586.08	82,045.76Cr
28/11/2019	392879	JNL392879 SMS Confirmation C/N Fee A/c:6631631	0.33		82,045.43Cr
28/11/2019	392880	JNL392880 SMS Confirmation C/N Fee A/c:6631631	0.33		82,045.10Cr
28/11/2019	8364620	Sold 730 IAG @ 7.9200		5,762.60	87,807.70Cr
28/11/2019	8364627	Sold 100 JHG @ 37.4000		3,721.00	91,528.70Cr

While every effort has been made to provide you with an accurate transaction summary, we give no warranty of accuracy or reliability and take no responsibility for any errors or omissions including by negligence. You should confirm the information, holdings and valuations contained herein. All prices and values are denominated in AUD unless otherwise indicated. Stockbroking services are provided by CMC Markets Stockbroking Limited (ABN 69 081 002 851, AFSL No.246381), a Participant of the ASX Group (Australian Securities Exchange).

Mr Stuart James Crossley & Ms Sharon Lee Stephenson <Crossley Stephenson
S/F A/C>

11 THE PROMENADE
CAMP HILL QLD 4152

Trading Account Statement

Period: 01/07/2019 - 04/12/2019

Adviser: Richard Lovell

Trading Account Number: 6631631

Date	Reference	Description	Debit	Credit	Balance
28/11/2019	8364633	Sold 210 MIN @ 15.3900		3,212.90	94,741.60Cr
28/11/2019	8364640	Sold 580 QAN @ 7.3050		4,217.90	98,959.50Cr
28/11/2019	392881	JNL392881 SMS Confirmation C/N Fee A/c:6631631	0.33		98,959.17Cr
28/11/2019	392883	JNL392883 SMS Confirmation C/N Fee A/c:6631631	0.33		98,958.84Cr
28/11/2019	392884	JNL392884 SMS Confirmation C/N Fee A/c:6631631	0.33		98,958.51Cr
28/11/2019	392885	JNL392885 SMS Confirmation C/N Fee A/c:6631631	0.33		98,958.18Cr
28/11/2019	8364650	Sold 276 QBE @ 12.6200		3,464.12	102,422.30Cr
28/11/2019	8364652	Sold 1220 REG @ 2.9700		3,604.40	106,026.70Cr
28/11/2019	8364654	Sold 2 RIO @ 97.3200		175.64	106,202.34Cr
28/11/2019	392886	JNL392886 SMS Confirmation C/N Fee A/c:6631631	0.33		106,202.01Cr
28/11/2019	392887	JNL392887 SMS Confirmation C/N Fee A/c:6631631	0.33		106,201.68Cr
28/11/2019	392888	JNL392888 SMS Confirmation C/N Fee A/c:6631631	0.33		106,201.35Cr
28/11/2019	8364662	Sold 3170 SKI @ 2.1600		6,828.20	113,029.55Cr
28/11/2019	8364670	Sold 77 STW @ 63.9900		4,908.23	117,937.78Cr
28/11/2019	8364677	Sold 259 WBC @ 24.7250		6,384.78	124,322.56Cr
28/11/2019	8364679	Sold 144 WES @ 42.5900		6,113.96	130,436.52Cr
28/11/2019	392889	JNL392889 SMS Confirmation C/N Fee A/c:6631631	0.33		130,436.19Cr
28/11/2019	392890	JNL392890 SMS Confirmation C/N Fee A/c:6631631	0.33		130,435.86Cr
28/11/2019	392891	JNL392891 SMS Confirmation C/N Fee A/c:6631631	0.33		130,435.53Cr
28/11/2019	392894	JNL392894 SMS Confirmation C/N Fee A/c:6631631	0.33		130,435.20Cr
28/11/2019	8364685	Sold 1145 WHC @ 3.1400		3,576.30	134,011.50Cr
28/11/2019	8364690	Sold 164 WPL @ 34.5300		5,643.92	139,655.42Cr
28/11/2019	392896	JNL392896 SMS Confirmation C/N Fee A/c:6631631	0.33		139,655.09Cr
28/11/2019	392897	JNL392897 SMS Confirmation C/N Fee A/c:6631631	0.33		139,654.76Cr
02/12/2019	6540474	DE: 035-055 291829 8364554 8364560 8364566 8364573 8364575 8364577 8364583 8364593 8364599 8364601	139,654.76		0.00
Total			154,164.600	154,164.600	

While every effort has been made to provide you with an accurate transaction summary, we give no warranty of accuracy or reliability and take no responsibility for any errors or omissions including by negligence. You should confirm the information, holdings and valuations contained herein. All prices and values are denominated in AUD unless otherwise indicated. Stockbroking services are provided by CMC Markets Stockbroking Limited (ABN 69 081 002 851, AFSL No.246381), a Participant of the ASX Group (Australian Securities Exchange).



Statement Period
31 March 2020 - 30 June 2020

Westpac DIY Super Working Account

Account Name
MR STUART JAMES KAY CROSSLEY &
MISS SHARON LEE STEPHENSON AS
TRUSTEE FOR CROSSLEY
STEPHENSON SUPERANNUATION
FUND

Customer ID
3777 4708 CROSSLEY, STUART
JAMES KAY
7367 2488 STEPHENSON, SHARON
LEE

BSB Account Number
035-055 291 829

Opening Balance	+ \$23,470.09
Total Credits	+ \$51,157.05
Total Debits	- \$59,551.71
Closing Balance	+ \$15,075.43

INTEREST RATES (PER ANNUM) ON CREDIT BALANCES

Effective Date	\$0 to \$9999	Over \$9999 to \$49999	Over \$49999 to \$99999	Over \$99999 to \$499999
17 Mar 2020	0.01 %	0.01 %	0.01 %	0.01 %

Effective Date	Over \$499999
17 Mar 2020	0.02 %

TRANSACTIONS

Please check all entries on this statement and promptly inform Westpac of any possible error or unauthorised transaction

DATE	TRANSACTION DESCRIPTION	DEBIT	CREDIT	BALANCE
31/03/20	STATEMENT OPENING BALANCE			23,470.09
01/04/20	Deposit Mm-Mm Electrical Mm Frnc St Hendon		3,385.95	26,856.04
01/04/20	Deposit Mm-Mm Electrical Mm Lonsdale		3,628.55	30,484.59
01/04/20	Withdrawal Online 2195220 Bpay U5 Comm Co U5Commcorpfees	265.50		30,219.09
01/04/20	Withdrawal Online 5840010 Bpay Eaglefarmr Eaglefarmrates	1,028.75		29,190.34
02/04/20	Deposit Online 2238988 Tfr Westpac Diy Transfer of Funds		2,500.00	31,690.34



TRANSACTIONS

Please check all entries on this statement and promptly inform Westpac of any possible error or unauthorised transaction

DATE	TRANSACTION DESCRIPTION	DEBIT	CREDIT	BALANCE
07/04/20	Deposit Dividend Bhp Drp Residual 20Res/00800605		19.99	31,710.33
14/04/20	Withdrawal Online 1394192 Pymt Smsf Unit Smsfloan364362	1,487.00		30,223.33
14/04/20	Payment By Authority To Zurich Life M030597 3F	289.29		29,934.04
15/04/20	Withdrawal Online 7709088 Bpay Bmt Tax De Efarmbmttaxreport	1,430.00		28,504.04
15/04/20	Payment By Authority To Amp Life Limited A1970172-U	94.13		28,409.91
16/04/20	Payment By Authority To Secure Funding P 3233032	3,826.88		24,583.03
17/04/20	Payment By Authority To Qbe Insur0116025 163A848160Bpk	223.73		24,359.30
27/04/20	Deposit-Osko Payment 2273375 Danae K Bigg U5 Cfe		1,024.07	25,383.37
27/04/20	Deposit Online 2207901 Pymt Pauline Ha One Nation		5,830.00	31,213.37
30/04/20	Interest Paid		0.23	31,213.60
01/05/20	Deposit Mm-Mm Electrical Mm Frnc St Hendon		3,385.95	34,599.55
01/05/20	Deposit Mm-Mm Electrical Mm Lonsdale		3,628.55	38,228.10
01/05/20	Withdrawal Online 2365902 Bpay U7 Lonsdal U7Lonsdalecommcorp	301.95		37,926.15
01/05/20	Withdrawal Online 5229181 Bpay U8 Lonsdal U8Lonsdalecomcorp	277.20		37,648.95
08/05/20	Deposit Rio Tinto Ltd Drp20/00801066		42.63	37,691.58
12/05/20	Withdrawal Online 1424691 Pymt Smsf Unit Smsfloan364362	1,487.00		36,204.58
13/05/20	Payment By Authority To Zurich Life M030597 3F	289.29		35,915.29
15/05/20	Withdrawal Online 7396414 Bpay U3 Hendon U3Hendonsawater	264.32		35,650.97
15/05/20	Withdrawal Online 7925077 Bpay Hendonsawa U3Hendonwaterusage	5.69		35,645.28
15/05/20	Payment By Authority To Amp Life Limited A1970172-U	94.13		35,551.15
15/05/20	Payment By Authority To Secure Funding P 3233032	3,826.88		31,724.27
19/05/20	Payment By Authority To Qbe Insur0129144 163A848160Bpk	223.73		31,500.54



TRANSACTIONS

Please check all entries on this statement and promptly inform Westpac of any possible error or unauthorised transaction

DATE	TRANSACTION DESCRIPTION	DEBIT	CREDIT	BALANCE
26/05/20	Withdrawal Online 8311635 Bpay Ato - Supe Basqtrjantomar2020	6,933.00		24,567.54
28/05/20	Deposit Dividend CBA Cash Res 001241653666		46.06	24,613.60
28/05/20	Withdrawal Online 0423725 Bpay Eaglefarmq Efarmurbanwater	223.34		24,390.26
29/05/20	Interest Paid		0.26	24,390.52
29/05/20	Deposit Mm Electrical 193151		326.05	24,716.57
01/06/20	Deposit-Osko Payment 2132733 Danae K Bigg U5 Cfe		1,000.00	25,716.57
01/06/20	Deposit Online 2508323 Pymt Pauline Ha One Nation		7,621.08	33,337.65
01/06/20	Deposit Mm-Mm Electrical Mm Frnc St Hendon		3,385.95	36,723.60
01/06/20	Deposit Mm-Mm Electrical Mm Lonsdale		3,628.55	40,352.15
01/06/20	Withdrawal Online 1052306 Bpay U3 Hendon U3Hendonrates	1,142.85		39,209.30
01/06/20	Withdrawal Online 2036990 Bpay U8 Lonsdal U8Lonsdalerates	407.00		38,802.30
01/06/20	Withdrawal Online 2531965 Bpay U5 Seaford U5Seafordrates	401.00		38,401.30
01/06/20	Withdrawal Online 4600467 Bpay U7 Lonsdal U7Lonsdalerates	407.00		37,994.30
01/06/20	Withdrawal Online 8253843 Bpay Ef Body Co Ef Body Corp Fees	1,567.74		36,426.56
08/06/20	Withdrawal Online 1967743 Tfr Business Lo Transfer Funds	25,000.00		11,426.56
09/06/20	Deposit-Osko Payment 2902013 Danae K Bigg U5 Cfe		593.62	12,020.18
11/06/20	Deposit-Osko Payment 2938569 Danae K Bigg U5 Cfe		600.00	12,620.18
12/06/20	Withdrawal Online 1615483 Pymt Smsf Unit Smsfloan364362	1,487.00		11,133.18
15/06/20	Deposit-Osko Payment 2621609 Danae K Bigg U5 Cfe		600.00	11,733.18
15/06/20	Payment By Authority To Amp Life Limited A1970172-U	94.13		11,639.05
15/06/20	Payment By Authority To Zurich Life M030597 3F	289.29		11,349.76
16/06/20	Deposit-Osko Payment Reversal 1904469 16 Jun 2020 Ab01 Unable to complete payment Invoice # 4220		673.41	12,023.17



TRANSACTIONS

Please check all entries on this statement and promptly inform Westpac of any possible error or unauthorised transaction

DATE	TRANSACTION DESCRIPTION	DEBIT	CREDIT	BALANCE
16/06/20	Withdrawal-Osko Payment 1904469 Pph Electrical Invoice # 4220 - U5 Smoke Detectors Invoice # 4220	673.41		11,349.76
16/06/20	Withdrawal Online 1937270 Pymt Pph Electr Invoice # 4220-U5	673.41		10,676.35
16/06/20	Payment By Authority To Secure Funding P 3233032	3,826.88		6,849.47
17/06/20	Payment By Authority To Qbe Insur0140995 163A848160Bpk	223.73		6,625.74
22/06/20	Deposit-Osko Payment 2980984 Danae K Bigg U5 Cfe		600.00	7,225.74
26/06/20	Withdrawal Online 6434982 Bpay U5 Seaford U5Seafordsawater	453.58		6,772.16
26/06/20	Withdrawal Online 7481651 Bpay U7 Lonsdal U7Lonsdalesawater	163.03		6,609.13
26/06/20	Withdrawal Online 7752419 Bpay U8 Lonsdal U8Lonsdalesawater	169.85		6,439.28
29/06/20	Deposit Online 2207542 Pymt Pauline Ha One Nation		5,830.00	12,269.28
30/06/20	Interest Paid		0.14	12,269.42
30/06/20	Deposit Mm Electrical 203470		2,806.01	15,075.43
30/06/20	CLOSING BALANCE			15,075.43

CONVENIENCE AT YOUR FINGERTIPS

Use Online, Mobile or Tablet Banking to pay bills, transfer funds, check your account balances and much more

TRANSACTION FEE SUMMARY

To reconcile your Transaction Fee Summary you may need to refer to transactions listed on your previous statement(s).

Fee(s) charged to account 035-055 29-1829

Transaction fee(s) period 01 MAR 2020 to 31 MAY 2020

Total \$0.00



Statement Period
31 December 2019 - 31 March 2020

Westpac DIY Super Working Account

Account Name
MR STUART JAMES KAY CROSSLEY &
MISS SHARON LEE STEPHENSON AS
TRUSTEE FOR CROSSLEY
STEPHENSON SUPERANNUATION
FUND

Customer ID
3777 4708 CROSSLEY, STUART
JAMES KAY
7367 2488 STEPHENSON, SHARON
LEE

BSB Account Number
035-055 291 829

Opening Balance	+ \$109,310.26
Total Credits	+ \$175,268.70
Total Debits	- \$261,108.87
Closing Balance	+ \$23,470.09

INTEREST RATES (PER ANNUM) ON CREDIT BALANCES

Effective Date	\$0 to \$9999	Over \$9999 to \$49999	Over \$49999 to \$99999	Over \$99999 to \$499999
24 Oct 2019	0.05 %	0.05 %	0.05 %	0.05 %
17 Mar 2020	0.01 %	0.01 %	0.01 %	0.01 %

Effective Date	Over \$499999
24 Oct 2019	0.05 %
17 Mar 2020	0.02 %

TRANSACTIONS

Please check all entries on this statement and promptly inform Westpac of any possible error or unauthorised transaction

DATE	TRANSACTION DESCRIPTION	DEBIT	CREDIT	BALANCE
31/12/19	STATEMENT OPENING BALANCE			109,310.26
02/01/20	Deposit Mm-Mm Electrical Mm Frnc St Hendon		3,385.95	112,696.21
02/01/20	Deposit Mm-Mm Electrical Mm Lonsdale		3,628.55	116,324.76
02/01/20	Withdrawal Online 1516375 Bpay U5 Comm Co U5Seafordcommcorp	265.50		116,059.26
06/01/20	Deposit Online 2258048 Tfr Business Lo Contribution Sc/Ss		100,000.00	216,059.26



TRANSACTIONS

Please check all entries on this statement and promptly inform Westpac of any possible error or unauthorised transaction

DATE	TRANSACTION DESCRIPTION	DEBIT	CREDIT	BALANCE
06/01/20	Deposit Online 2281161 Tfr Westpac Diy Transfer of Funds		8,500.00	224,559.26
07/01/20	Deposit-Osko Payment 2075687 Danae K Bigg U5 Cfe wk1and2		1,155.00	225,714.26
13/01/20	Payment By Authority To Zurich Life M030597 3F	289.29		225,424.97
14/01/20	Deposit-Osko Payment 2932726 Danae K Bigg U5 Cfe wk3and4		1,156.00	226,580.97
15/01/20	Payment By Authority To Amp Life Limited A1970172-U	94.13		226,486.84
16/01/20	Deposit-Osko Payment 2163790 Danae K Bigg U5 Cfe wk 1		610.00	227,096.84
16/01/20	Deposit Online 2042303 Tfr Westpac Cho Super Contribution		10,000.00	237,096.84
16/01/20	Fee For Purchase Of Bank Cheque	10.00		237,086.84
16/01/20	Withdrawal Bank Cheque Purchase 0005911 Carindale QLD	225,339.26		11,747.58
17/01/20	Payment By Authority To Qbe Insur0079016 163A848160Bpk	344.91		11,402.67
21/01/20	Deposit-Osko Payment 2731787 Danae K Bigg U5 Cfe wk2		610.00	12,012.67
22/01/20	Withdrawal Online 5154194 Bpay Asic Asicannualreview	267.00		11,745.67
24/01/20	Withdrawal Online 9299530 Bpay Smsfdiv293 Smsfdiv293-2017/18	3,740.60		8,005.07
28/01/20	Withdrawal Online 1742925 Bpay Smsfdiv293 Smsfdiv293-2018/19	3,745.30		4,259.77
31/01/20	Interest Paid		4.21	4,263.98
31/01/20	Deposit Online 2738670 Tfr Westpac Diy		3,000.00	7,263.98
03/02/20	Deposit-Osko Payment 2884851 Danae K Bigg U5 Cfe wk3		610.00	7,873.98
03/02/20	Deposit Online 2302321 Pymt Pauline Ha One Nation		5,500.00	13,373.98
03/02/20	Deposit Mm-Mm Electrical Mm Frnc St Hendon		3,385.95	16,759.93
03/02/20	Deposit Mm-Mm Electrical Mm Lonsdale		3,628.55	20,388.48
03/02/20	Transaction Fee	2.50		20,385.98
03/02/20	Withdrawal Online 1294612 Bpay U7 Lonsdal U7Lonsdaleccorpfee	301.95		20,084.03
03/02/20	Withdrawal Online 3193071 Bpay U8 Lonsdal U8Lonsdaleccorpfee	277.20		19,806.83



TRANSACTIONS

Please check all entries on this statement and promptly inform Westpac of any possible error or unauthorised transaction

DATE	TRANSACTION DESCRIPTION	DEBIT	CREDIT	BALANCE
10/02/20	Deposit Online 2600897 Pymt Pauline Ha One Nation		330.00	20,136.83
11/02/20	Deposit-Osko Payment 2789092 Danae K Bigg U5 Cfe wk4		610.00	20,746.83
12/02/20	Withdrawal Online 1565680 Pymt Smsf Unit Smsfloan364362	1,487.00		19,259.83
13/02/20	Payment By Authority To Zurich Life M030597 3F	289.29		18,970.54
14/02/20	Withdrawal Online 4179167 Bpay U3 Hendon U3Hendonsawater	264.32		18,706.22
14/02/20	Withdrawal Online 7920964 Bpay SA Water F U3Hendonwaterusage	5.69		18,700.53
14/02/20	Payment By Authority To Secure Funding P 3233032	3,826.88		14,873.65
17/02/20	Payment By Authority To Amp Life Limited A1970172-U	94.13		14,779.52
18/02/20	Deposit-Osko Payment 2894861 Danae K Bigg U5 Cfe wk1		582.00	15,361.52
18/02/20	Payment By Authority To Qbe Insur0091696 163A848160Bpk	223.73		15,137.79
26/02/20	Deposit-Osko Payment 2228912 Danae K Bigg U5 Cfe wk2		582.00	15,719.79
27/02/20	Withdrawal Online 7158861 Bpay Eaglefarmq Eaglefarmqldwater	215.72		15,504.07
28/02/20	Interest Paid		0.61	15,504.68
28/02/20	Deposit Mm Electrical 161056		332.88	15,837.56
28/02/20	Withdrawal Online 0729444 Bpay Ato - Supe Basqtroct-Dec	6,732.00		9,105.56
02/03/20	Deposit Mm-Mm Electrical Mm Frnc St Hendon		3,385.95	12,491.51
02/03/20	Deposit Mm-Mm Electrical Mm Lonsdale		3,628.55	16,120.06
02/03/20	Withdrawal Online 1507749 Bpay U8 Lonsdal U8Lonsdalerates	407.00		15,713.06
02/03/20	Withdrawal Online 5213436 Bpay U5 Seaford U5Seafordrates	401.00		15,312.06
02/03/20	Withdrawal Online 6303514 Bpay U3 Hendon U3Hendonrates	1,143.00		14,169.06
02/03/20	Withdrawal Online 7545304 Bpay U7 Lonsdal U7Lonsdalerates	407.00		13,762.06
03/03/20	Deposit-Osko Payment 2852643 Danae K Bigg U5 Cfe wk3		582.00	14,344.06



TRANSACTIONS

Please check all entries on this statement and promptly inform Westpac of any possible error or unauthorised transaction

DATE	TRANSACTION DESCRIPTION	DEBIT	CREDIT	BALANCE
06/03/20	Deposit Online 2853689 Tfr Westpac Diy Transfer Funds		2,500.00	16,844.06
09/03/20	Deposit Online 2500404 Pymt Pauline Ha One Nation		5,515.72	22,359.78
09/03/20	Withdrawal-Osko Payment 1822698 Guttsa Inv 6427 Hendon Gutter Repair Invoice #00006427	4,455.00		17,904.78
10/03/20	Deposit-Osko Payment 2989070 Danae K Bigg U5 Cfe wk4		582.00	18,486.78
12/03/20	Withdrawal Online 1564537 Pymt Smsf Unit Smsfloan364362	1,487.00		16,999.78
13/03/20	Payment By Authority To Zurich Life M030597 3F	289.29		16,710.49
16/03/20	Deposit-Osko Payment 2712765 Danae K Bigg U5 Cfe wk1and2		1,220.00	17,930.49
16/03/20	Deposit Online 2502056 Pymt Pauline Ha One Nation		530.00	18,460.49
16/03/20	Payment By Authority To Amp Life Limited A1970172-U	94.13		18,366.36
16/03/20	Payment By Authority To Secure Funding P 3233032	3,826.88		14,539.48
17/03/20	Payment By Authority To Qbe Insur0103442 163A848160Bpk	223.73		14,315.75
20/03/20	Deposit Dividend Woodside Res20/00101532		23.56	14,339.31
27/03/20	Deposit Dividend Agl Cash Res 001239571000		5.12	14,344.43
27/03/20	Withdrawal Online 0481571 Bpay U7 Lonsdal U7Lonsdalesawater	159.61		14,184.82
27/03/20	Withdrawal Online 2153896 Bpay U5 Seaford U5Seafordsawater	232.39		13,952.43
27/03/20	Withdrawal Online 3157943 Bpay U8 Lonsdal U8Lonsdalesawater	166.44		13,785.99
30/03/20	Deposit Online 2600340 Pymt Pauline Ha One Nation		1,028.75	14,814.74
30/03/20	Deposit Online 2607356 Pymt Pauline Ha One Nation		5,830.00	20,644.74
31/03/20	Interest Paid		0.42	20,645.16
31/03/20	Deposit Wesfarmers Ltd ldf20/00831323		18.77	20,663.93
31/03/20	Deposit Mm Electrical 172344		2,806.16	23,470.09
31/03/20	CLOSING BALANCE			23,470.09

CONVENIENCE AT YOUR FINGERTIPS

Use Online, Mobile or Tablet Banking to pay bills, transfer funds, check your account balances and much more



Statement Period
30 September 2019 - 31 December 2019

Westpac DIY Super Working Account

Account Name
MR STUART JAMES KAY CROSSLEY &
MISS SHARON LEE STEPHENSON AS
TRUSTEE FOR CROSSLEY
STEPHENSON SUPERANNUATION
FUND

Customer ID
3777 4708 CROSSLEY, STUART
JAMES KAY
7367 2488 STEPHENSON, SHARON
LEE

BSB Account Number
035-055 291 829

Opening Balance	+ \$12,076.27
Total Credits	+ \$175,833.90
Total Debits	- \$78,599.91
Closing Balance	+ \$109,310.26

INTEREST RATES (PER ANNUM) ON CREDIT BALANCES

Effective Date	\$0 to \$9999	Over \$9999 to \$49999	Over \$49999 to \$99999	Over \$99999 to \$499999
19 Jul 2019	0.10 %	0.10 %	0.10 %	0.10 %
24 Oct 2019	0.05 %	0.05 %	0.05 %	0.05 %

Effective Date	Over \$499999
19 Jul 2019	0.10 %
24 Oct 2019	0.05 %

TRANSACTIONS

Please check all entries on this statement and promptly inform Westpac of any possible error or unauthorised transaction

DATE	TRANSACTION DESCRIPTION	DEBIT	CREDIT	BALANCE
30/09/19	STATEMENT OPENING BALANCE			12,076.27
01/10/19	Deposit Mm-Mm Electrical Mm Frnc St Hendon		3,385.95	15,462.22
01/10/19	Deposit Mm-Mm Electrical Mm Lonsdale		3,578.45	19,040.67
01/10/19	Withdrawal Online 0961486 Bpay U5 Comm Co U5Seafordcomcorp#2	265.50		18,775.17
02/10/19	Deposit Dividend Ehe Fnl Div 001234134759		115.44	18,890.61



TRANSACTIONS

Please check all entries on this statement and promptly inform Westpac of any possible error or unauthorised transaction

DATE	TRANSACTION DESCRIPTION	DEBIT	CREDIT	BALANCE
02/10/19	Deposit Dividend Dow Dividend Oct19/00814231		228.48	19,119.09
04/10/19	Deposit Dividend Min Payment Oct19/00807455		65.10	19,184.19
04/10/19	Deposit Dividend Atlas Arteria Oct19/00816069		167.55	19,351.74
07/10/19	Withdrawal Online 0014554 Bpay Tax Office 20182019Smsftax	7,162.50		12,189.24
07/10/19	Withdrawal Online 1471407 Pymt Pdk Financ Invoice 41699	1,320.00		10,869.24
07/10/19	Withdrawal Online 1471531 Pymt Pdk Financ Invoice 41700	5,940.00		4,929.24
10/10/19	Deposit Dividend Brambles Limited S00095558062		68.88	4,998.12
10/10/19	Withdrawal Online 1189121 Bpay SA Water U5Seafordsawater	170.89		4,827.23
10/10/19	Withdrawal Online 5603068 Bpay SA Water U7Lonsdalesawater	159.60		4,667.63
10/10/19	Payment By Authority To Hillross Financi Hrfs2537822079	110.00		4,557.63
14/10/19	Deposit-Osko Payment 2207980 Danae K Bigg U5 Cfe wk 3 nov		560.00	5,117.63
14/10/19	Withdrawal Online 1517862 Pymt Bjs Insura 26784Inc-Inv308243	448.34		4,669.29
14/10/19	Payment By Authority To Zurich Life M030597 3F	257.58		4,411.71
15/10/19	Deposit-Osko Payment 2782472 Danae K Bigg U5 Cfe wk 4		560.00	4,971.71
15/10/19	Payment By Authority To Amp Life Limited A1970172-U	80.35		4,891.36
17/10/19	Payment By Authority To Qbe Insur0041133 160A848160Bpk	237.93		4,653.43
21/10/19	Withdrawal/Cheque 300148	145.00		4,508.43
22/10/19	Deposit Dividend Brambles Limited S00095558062		137.75	4,646.18
25/10/19	Deposit Online 2888719 Tfr Westpac Diy		2,000.00	6,646.18
28/10/19	Withdrawal Online 6451169 Bpay Ato - Supe 2019Basqtr#1	4,009.00		2,637.18
30/10/19	Deposit-Osko Payment 2797373 Danae K Bigg U5 Cfe wk1		560.00	3,197.18
31/10/19	Interest Paid		0.61	3,197.79
31/10/19	Deposit Mm Electrical 120155		166.38	3,364.17



TRANSACTIONS

Please check all entries on this statement and promptly inform Westpac of any possible error or unauthorised transaction

DATE	TRANSACTION DESCRIPTION	DEBIT	CREDIT	BALANCE
01/11/19	Deposit Mm-Mm Electrical Mm Frnc St Hendon		3,385.95	6,750.12
01/11/19	Deposit Mm-Mm Electrical Mm Lonsdale		3,628.55	10,378.67
01/11/19	Transaction Fee	1.00		10,377.67
01/11/19	Withdrawal Online 7014903 Bpay U7 Lonsdal U7Lonsdalecommcorp	301.95		10,075.72
01/11/19	Withdrawal Online 9269948 Bpay U8 Lonsdal U8Lonsdalecommcorp	277.20		9,798.52
12/11/19	Deposit-Osko Payment 2805331 Danae K Bigg U5 Cfe		560.00	10,358.52
13/11/19	Payment By Authority To Zurich Life M030597 3F	257.58		10,100.94
14/11/19	Withdrawal-Osko Payment 1771902 Precint Residential Pty Ltd 17/109Holtstreeteaglefar mdeposit	5,000.00		5,100.94
15/11/19	Withdrawal Online 4719231 Bpay U3 Hendon U3Hendonsawater	264.32		4,836.62
15/11/19	Withdrawal Online 8692389 Bpay SA Water F U3Hendonwater	3.41		4,833.21
15/11/19	Payment By Authority To Amp Life Limited A1970172-U	80.35		4,752.86
19/11/19	Deposit-Osko Payment 2788924 Danae K Bigg U5 Cfe dec		1,120.00	5,872.86
19/11/19	Payment By Authority To Qbe Insur0054923 160A848160Bpk	237.93		5,634.93
25/11/19	Deposit Dividend Jhg Dividend Nov19/00828318		52.06	5,686.99
27/11/19	Withdrawal-Osko Payment 1853014 Secure Funding Pty Ltd Reference 3233032	1,430.00		4,256.99
27/11/19	Withdrawal-Osko Payment 1951984 Secure Funding Pty Ltd Reference 3233032	795.00		3,461.99
29/11/19	Interest Paid		0.28	3,462.27
29/11/19	Deposit Mm Electrical 130712		2,142.10	5,604.37
29/11/19	Withdrawal Online 1083445 Bpay U5 Seaford U5Seafordrates#2	401.00		5,203.37
29/11/19	Withdrawal Online 3496583 Bpay U8 Lonsdal U8Lonsdalerates#2	407.00		4,796.37
29/11/19	Withdrawal Online 4813086 Bpay U3 Hendon U3Hendonrates#2	1,143.00		3,653.37
29/11/19	Withdrawal Online 5514871 Bpay U7 Lonsdal U7Lonsdalerates#2	407.00		3,246.37
02/12/19	Deposit Mm-Mm Electrical Mm Frnc St Hendon		3,385.95	6,632.32



TRANSACTIONS

Please check all entries on this statement and promptly inform Westpac of any possible error or unauthorised transaction

DATE	TRANSACTION DESCRIPTION	DEBIT	CREDIT	BALANCE
02/12/19	Deposit Mm-Mm Electrical Mm Lonsdale		3,628.55	10,260.87
02/12/19	Deposit Cmc Markets Stoc 8541319		139,654.76	149,915.63
03/12/19	Deposit-Osko Payment 2833496 Danae K Bigg U5 Espy 3wks Jan		1,855.00	151,770.63
04/12/19	Deposit-Osko Payment 2129909 Danae K Bigg U5 Espy wk4 Jan		619.18	152,389.81
11/12/19	Withdrawal-Osko Payment 1817707 Haymans Electrical SA Invoice No 517-986	6,160.00		146,229.81
13/12/19	Payment By Authority To Zurich Life M030597 3F	257.58		145,972.23
16/12/19	Payment By Authority To Amp Life Limited A1970172-U	94.13		145,878.10
17/12/19	Payment By Authority To Qbe Insur0066621 160A848160Bpk	237.93		145,640.17
19/12/19	Withdrawal-Osko Payment 1517480 Precint Residential Pty Ltd 17/109Holtsteaglefarmbal Deposit	40,000.00		105,640.17
27/12/19	Withdrawal Online 2458204 Bpay U7 Lonsdal U7Lonsdalesawater	166.44		105,473.73
27/12/19	Withdrawal Online 3493916 Bpay U5 Seaford U5Seafordsawater	203.96		105,269.77
27/12/19	Withdrawal Online 5227719 Bpay U8 Lonsdal U8Lonsdalesawater	166.44		105,103.33
31/12/19	Interest Paid		5.22	105,108.55
31/12/19	Deposit Mm Electrical 140673		4,201.71	109,310.26
31/12/19	CLOSING BALANCE			109,310.26

CONVENIENCE AT YOUR FINGERTIPS

Use Online, Mobile or Tablet Banking to pay bills, transfer funds, check your account balances and much more

TRANSACTION FEE SUMMARY

To reconcile your Transaction Fee Summary you may need to refer to transactions listed on your previous statement(s).

Fee(s) charged to account 035-055 29-1829

Transaction fee(s) period 01 SEP 2019 to 30 NOV 2019

		Charged	Unit Price	Fee
Total \$1.00	Cheque written	1	\$1.00	\$1.00
	Total	1		\$1.00



Statement Period
28 June 2019 - 30 September 2019

Westpac DIY Super Working Account

Account Name
MR STUART JAMES KAY CROSSLEY &
MISS SHARON LEE STEPHENSON AS
TRUSTEE FOR CROSSLEY
STEPHENSON SUPERANNUATION
FUND

Customer ID
3777 4708 CROSSLEY, STUART
JAMES KAY
7367 2488 STEPHENSON, SHARON
LEE

BSB Account Number
035-055 291 829

Opening Balance	+ \$4,119.20
Total Credits	+ \$35,086.84
Total Debits	- \$27,129.77
Closing Balance	+ \$12,076.27

INTEREST RATES (PER ANNUM) ON CREDIT BALANCES

Effective Date	\$0 to \$9999	Over \$9999 to \$49999	Over \$49999 to \$99999	Over \$99999 to \$499999
26 Sep 2018	0.25 %	0.25 %	0.25 %	0.25 %
19 Jul 2019	0.10 %	0.10 %	0.10 %	0.10 %

Effective Date	Over \$499999
26 Sep 2018	0.25 %
19 Jul 2019	0.10 %

TRANSACTIONS

Please check all entries on this statement and promptly inform Westpac of any possible error or unauthorised transaction

DATE	TRANSACTION DESCRIPTION	DEBIT	CREDIT	BALANCE
28/06/19	STATEMENT OPENING BALANCE			4,119.20
01/07/19	Deposit Mm-Mm Electrical Mm Frnc St Hendon		3,342.49	7,461.69
01/07/19	Deposit Mm-Mm Electrical Mm Lonsdale		3,578.45	11,040.14
01/07/19	Withdrawal Online 4048796 Bpay U5 Comm Co U5Seafordcomcorpfe	265.50		10,774.64
09/07/19	Deposit Mm-Mm Electrical 0001293		43.46	10,818.10



TRANSACTIONS

Please check all entries on this statement and promptly inform Westpac of any possible error or unauthorised transaction

DATE	TRANSACTION DESCRIPTION	DEBIT	CREDIT	BALANCE
10/07/19	Payment By Authority To Hillross Financi 60031275-5	110.00		10,708.10
15/07/19	Payment By Authority To Amp Life Limited A1970172-U	80.35		10,627.75
15/07/19	Payment By Authority To Zurich Life M030597 3F	257.58		10,370.17
17/07/19	Payment By Authority To Qbe Insur0002097 160A848160Bpk	237.93		10,132.24
22/07/19	Deposit Danae Bigg inv1294 crossfit		2,333.64	12,465.88
29/07/19	Withdrawal Online 6566101 Bpay Ato - Supe Bas Qtr #4	3,946.00		8,519.88
31/07/19	Interest Paid		1.76	8,521.64
31/07/19	Interest Payable On Account 364362	864.58		7,657.06
01/08/19	Deposit Mm-Mm Electrical Mm Frnc St Hendon		3,385.95	11,043.01
01/08/19	Deposit Mm-Mm Electrical Mm Lonsdale		3,578.45	14,621.46
01/08/19	Withdrawal Online 8759731 Bpay U7 Lonsdal U7Lonsdalecomcorp	301.95		14,319.51
01/08/19	Withdrawal Online 9412105 Bpay U8 Lonsdal U8Lonsdalecomcorp	277.20		14,042.31
06/08/19	Deposit Danae K Bigg U5 Cfe wk1and2 sep		1,120.00	15,162.31
12/08/19	Payment By Authority To Hillross Financi Hrfs2494307378	110.00		15,052.31
13/08/19	Deposit Danae K Bigg U5 Cfe wk3 sept		560.00	15,612.31
13/08/19	Payment By Authority To Zurich Life M030597 3F	257.58		15,354.73
13/08/19	Payment By Authority To Cmc Markets Stoc 7677101	1.32		15,353.41
14/08/19	Payment By Authority To Cmc Markets Stoc 7684479	149.12		15,204.29
15/08/19	Deposit Danae K Bigg U5 Cfe wk4 sept		560.00	15,764.29
15/08/19	Payment By Authority To Amp Life Limited A1970172-U	80.35		15,683.94
16/08/19	Withdrawal Online 4352272 Bpay U3 Hendon U3Hendonsawater#1	264.32		15,419.62
16/08/19	Withdrawal Online 7425197 Bpay SA Water F U3Hendonwaterusage	7.87		15,411.75
19/08/19	Payment By Authority To Qbe Insur0015625 160A848160Bpk	237.93		15,173.82
28/08/19	Deposit Dividend Jhg Dividend Aug19/00829005		52.87	15,226.69
30/08/19	Interest Paid		1.21	15,227.90



TRANSACTIONS

Please check all entries on this statement and promptly inform Westpac of any possible error or unauthorised transaction

DATE	TRANSACTION DESCRIPTION	DEBIT	CREDIT	BALANCE
30/08/19	Deposit Mm Electrical 099167		897.76	16,125.66
30/08/19	Interest Payable On Account 364362	769.39		15,356.27
30/08/19	Withdrawal Online 1655563 Tfr Westpac Diy Transfer Funds	8,000.00		7,356.27
02/09/19	Deposit Mm-Mm Electrical Mm Frnc St Hendon		3,385.95	10,742.22
02/09/19	Deposit Mm-Mm Electrical Mm Lonsdale		3,578.45	14,320.67
06/09/19	Withdrawal Online 2188727 Bpay U3 Hendon U3Hendonrates#1	1,143.00		13,177.67
09/09/19	Deposit Dividend Goodman Group Sep19/00814435		86.85	13,264.52
09/09/19	Deposit Cmc Markets Stoc 7893314		35.87	13,300.39
09/09/19	Withdrawal Online 1681311 Tfr Westpac Diy Transfer of Funds	5,000.00		8,300.39
10/09/19	Payment By Authority To Hillross Financi Hrfs2515963547	110.00		8,190.39
11/09/19	Deposit Dividend Apa Dst 001231714650		165.75	8,356.14
11/09/19	Withdrawal Online 7213878 Bpay U8 Lonsdal U8Lonsdalerates#1	407.78		7,948.36
11/09/19	Withdrawal Online 7736747 Bpay U7 Lonsdal U7Lonsdalerates#1	407.78		7,540.58
11/09/19	Withdrawal Online 8066640 Bpay U5 Seaford U5Seafordrates#1	403.05		7,137.53
12/09/19	Deposit Dividend Alumina Limited Sep19/00839243		145.26	7,282.79
13/09/19	Deposit Dividend Spark Infrastruc S00095558062		237.75	7,520.54
13/09/19	Payment By Authority To Zurich Life M030597 3F	257.58		7,262.96
16/09/19	Deposit Danae Bigg crossfit esplanade		2,808.04	10,071.00
16/09/19	Payment By Authority To Amp Life Limited A1970172-U	80.35		9,990.65
17/09/19	Withdrawal Online 1154759 Bpay U5 Seaford U5Seafordeslevy	336.85		9,653.80
17/09/19	Withdrawal Online 2123541 Bpay U7 Lonsdal U7Lonsdaleemslevy	342.85		9,310.95
17/09/19	Withdrawal Online 3558057 Bpay U3 Hendon U3Hendoneslevy	719.40		8,591.55
17/09/19	Withdrawal Online 5718967 Bpay U8 Lonsdal U8Lonsdaleeslevy	342.85		8,248.70
17/09/19	Payment By Authority To Qbe Insur0028156 160A848160Bpk	237.93		8,010.77



TRANSACTIONS

Please check all entries on this statement and promptly inform Westpac of any possible error or unauthorised transaction

DATE	TRANSACTION DESCRIPTION	DEBIT	CREDIT	BALANCE
19/09/19	Deposit Dividend Whc Dividend Rec19/00806614		343.50	8,354.27
23/09/19	Deposit-Osko Payment 2290651 Danae K Bigg Cfe U5 wk1		560.00	8,914.27
26/09/19	Deposit Dividend Reg Fnl Div 001234437806		86.74	9,001.01
27/09/19	Withdrawal Online 1751053 Pymt Bjs Insura Cross S 307450-U3H	955.00		8,046.01
27/09/19	Withdrawal Online 9465271 Bpay U8 Lonsdal U8Lonsdalesawater	166.38		7,879.63
30/09/19	Interest Paid		0.79	7,880.42
30/09/19	Deposit-Osko Payment 2980272 Danae K Bigg U5 Cfe wk2		560.00	8,440.42
30/09/19	Deposit Mm Electrical 109532		3,635.85	12,076.27
30/09/19	CLOSING BALANCE			12,076.27

CONVENIENCE AT YOUR FINGERTIPS

Use Online, Mobile or Tablet Banking to pay bills, transfer funds, check your account balances and much more

TRANSACTION FEE SUMMARY

To reconcile your Transaction Fee Summary you may need to refer to transactions listed on your previous statement(s).

Fee(s) charged to account 035-055 29-1829
Transaction fee(s) period 01 JUN 2019 to 31 AUG 2019

Total \$0.00

ANNUAL INFORMATION FOR THE PERIOD 1 JULY 2018 TO 30 JUNE 2019

For account: 5055/291829

Total interest credited

\$47.73

These details are provided for your records and taxation purposes



Statement Period
31 March 2020 - 30 June 2020

Westpac DIY Super Savings Account

Account Name
MR STUART JAMES KAY CROSSLEY &
MISS SHARON LEE STEPHENSON AS
TRUSTEE FOR CROSSLEY
STEPHENSON SUPERANNUATION
FUND

Customer ID
3777 4708 CROSSLEY, STUART
JAMES KAY
7367 2488 STEPHENSON, SHARON
LEE

BSB Account Number
035-055 291 810

Opening Balance	+ \$2,852.71
Total Credits	+ \$8,214.04
Total Debits	- \$2,500.00
Closing Balance	+ \$8,566.75

INTEREST RATES (PER ANNUM) ON CREDIT BALANCES

Effective Date	\$0 to \$9999	Over \$9999 to \$49999	Over \$49999 to \$99999	Over \$99999 to \$499999
17 Mar 2020	0.01 %	0.05 %	0.05 %	0.05 %

Effective Date	Over \$499999
17 Mar 2020	0.05 %

TRANSACTIONS

Please check all entries on this statement and promptly inform Westpac of any possible error or unauthorised transaction

DATE	TRANSACTION DESCRIPTION	DEBIT	CREDIT	BALANCE
31/03/20	STATEMENT OPENING BALANCE			2,852.71
02/04/20	Withdrawal Online 1238987 Tfr Westpac Diy Transfer of Funds	2,500.00		352.71
15/04/20	Deposit Superchoice P/L Pc140420-156044505		446.21	798.92
27/04/20	Deposit Superchoice P/L Pc06C005-5797292		2,501.25	3,300.17
26/05/20	Deposit Superchoice P/L Pc250520-146503947		73.05	3,373.22
26/05/20	Deposit Superchoice P/L Pc250520-146504096		58.43	3,431.65
29/05/20	Interest Paid		0.02	3,431.67
29/05/20	Deposit Superchoice P/L Pc06C005-5825396		2,501.25	5,932.92
22/06/20	Deposit Superchoice P/L Pc06C005-5839714		2,501.25	8,434.17



TRANSACTIONS

Please check all entries on this statement and promptly inform Westpac of any possible error or unauthorised transaction

DATE	TRANSACTION DESCRIPTION	DEBIT	CREDIT	BALANCE
30/06/20	Interest Paid		0.05	8,434.22
30/06/20	Deposit Superchoice P/L Pc290620-105777658		51.30	8,485.52
30/06/20	Deposit Superchoice P/L Pc290620-105779255		81.23	8,566.75
30/06/20	CLOSING BALANCE			8,566.75

CONVENIENCE AT YOUR FINGERTIPS

Use Online, Mobile or Tablet Banking to pay bills, transfer funds, check your account balances and much more

TRANSACTION FEE SUMMARY

To reconcile your Transaction Fee Summary you may need to refer to transactions listed on your previous statement(s).

Fee(s) charged to account 035-055 29-1810

Transaction fee(s) period 01 MAR 2020 to 31 MAY 2020

Total \$0.00

MORE INFORMATION

Further information in relation to your account, including details of product benefits and applicable fees and charges, is available on request. That information is also contained in the Product Disclosure Statement (PDS) or other disclosure document for your account. For a copy of that document, or if you have any other enquiries, you can call Telephone Banking on 132 032 from Australia or +61 2 9293 9270 from overseas.

The above Closing Balance amount may not be the same as the balance payable to you on closure of your account (the 'termination value'). Details of the termination value can be obtained by calling Telephone Banking on the numbers quoted above. Further information on how to close accounts, including calculation of the termination value, is contained in the Product Disclosure Statement (PDS) booklet or other disclosure document for your account.

We have an internal process for handling and resolving any problem you may have with, or complaints relating to, your account or this product. Information about this process can be found in the Product Disclosure Statement (PDS) or other disclosure document for your account, or you can contact us on 1300 130 467.

Westpac Live



Find out about Online Banking
at westpac.com.au/westpaclive

Telephone Banking



Call us on 132 032
+61 2 9293 9270 if overseas

Local Branch



Find branches and ATMs at
westpac.com.au/locateus

THANK YOU FOR BANKING WITH WESTPAC



Statement Period
31 December 2019 - 31 March 2020

Westpac DIY Super Savings Account

Account Name
MR STUART JAMES KAY CROSSLEY &
MISS SHARON LEE STEPHENSON AS
TRUSTEE FOR CROSSLEY
STEPHENSON SUPERANNUATION
FUND

Customer ID
3777 4708 CROSSLEY, STUART
JAMES KAY
7367 2488 STEPHENSON, SHARON
LEE

BSB Account Number
035-055 291 810

Opening Balance	+ \$9,132.48
Total Credits	+ \$7,720.23
Total Debits	- \$14,000.00
Closing Balance	+ \$2,852.71

INTEREST RATES (PER ANNUM) ON CREDIT BALANCES

Effective Date	\$0 to \$9999	Over \$9999 to \$49999	Over \$49999 to \$99999	Over \$99999 to \$499999
24 Oct 2019	0.10 %	0.10 %	0.10 %	0.10 %
17 Mar 2020	0.01 %	0.05 %	0.05 %	0.05 %

Effective Date	Over \$499999
24 Oct 2019	0.10 %
17 Mar 2020	0.05 %

TRANSACTIONS

Please check all entries on this statement and promptly inform Westpac of any possible error or unauthorised transaction

DATE	TRANSACTION DESCRIPTION	DEBIT	CREDIT	BALANCE
31/12/19	STATEMENT OPENING BALANCE			9,132.48
06/01/20	Withdrawal Online 1281160 Tfr Westpac Diy Transfer of Funds	8,500.00		632.48
22/01/20	Deposit Precision Ch Pasch2001210005933		394.98	1,027.46
28/01/20	Deposit Superchoice P/L Pc06C005-5737089		2,416.66	3,444.12
31/01/20	Interest Paid		0.22	3,444.34
31/01/20	Withdrawal Online 1738670 Tfr Westpac Diy	3,000.00		444.34



TRANSACTIONS

Please check all entries on this statement and promptly inform Westpac of any possible error or unauthorised transaction

DATE	TRANSACTION DESCRIPTION	DEBIT	CREDIT	BALANCE
04/02/20	Deposit Superchoice P/L Pc030220-172803250		74.98	519.32
28/02/20	Interest Paid		0.03	519.35
03/03/20	Deposit Superchoice P/L Pc06C005-5766821		2,416.66	2,936.01
06/03/20	Withdrawal Online 1853687 Tfr Westpac Diy Transfer Funds	2,500.00		436.01
31/03/20	Interest Paid		0.04	436.05
31/03/20	Deposit Superchoice P/L Pc06C005-5778576		2,416.66	2,852.71
31/03/20	CLOSING BALANCE			2,852.71

CONVENIENCE AT YOUR FINGERTIPS

Use Online, Mobile or Tablet Banking to pay bills, transfer funds, check your account balances and much more

TRANSACTION FEE SUMMARY

To reconcile your Transaction Fee Summary you may need to refer to transactions listed on your previous statement(s).

Fee(s) charged to account 035-055 29-1810

Transaction fee(s) period 01 DEC 2019 to 29 FEB 2020

Total \$0.00



Statement Period
30 September 2019 - 31 December 2019

Westpac DIY Super Savings Account

Account Name
MR STUART JAMES KAY CROSSLEY &
MISS SHARON LEE STEPHENSON AS
TRUSTEE FOR CROSSLEY
STEPHENSON SUPERANNUATION
FUND

Customer ID
3777 4708 CROSSLEY, STUART
JAMES KAY
7367 2488 STEPHENSON, SHARON
LEE

BSB Account Number
035-055 291 810

Opening Balance	+ \$3,518.03
Total Credits	+ \$7,889.45
Total Debits	- \$2,275.00
Closing Balance	+ \$9,132.48

INTEREST RATES (PER ANNUM) ON CREDIT BALANCES

Effective Date	\$0 to \$9999	Over \$9999 to \$49999	Over \$49999 to \$99999	Over \$99999 to \$499999
19 Jul 2019	0.15 %	0.15 %	0.15 %	0.15 %
24 Oct 2019	0.10 %	0.10 %	0.10 %	0.10 %

Effective Date	Over \$499999
19 Jul 2019	0.15 %
24 Oct 2019	0.10 %

TRANSACTIONS

Please check all entries on this statement and promptly inform Westpac of any possible error or unauthorised transaction

DATE	TRANSACTION DESCRIPTION	DEBIT	CREDIT	BALANCE
30/09/19	STATEMENT OPENING BALANCE			3,518.03
16/10/19	Deposit Precision Ch Pasch1910100005237		477.21	3,995.24
22/10/19	Bank Solicitor's Fee 21908622	275.00		3,720.24
25/10/19	Withdrawal Online 1888718 Tfr Westpac Diy	2,000.00		1,720.24
28/10/19	Deposit Superchoice P/L Pc06C005-5669398		2,416.66	4,136.90
31/10/19	Interest Paid		0.41	4,137.31
19/11/19	Deposit Superchoice P/L Pc181119-111864397		76.34	4,213.65



TRANSACTIONS

Please check all entries on this statement and promptly inform Westpac of any possible error or unauthorised transaction

DATE	TRANSACTION DESCRIPTION	DEBIT	CREDIT	BALANCE
29/11/19	Interest Paid		0.33	4,213.98
29/11/19	Deposit Superchoice P/L Pc06C005-5697961		2,416.66	6,630.64
11/12/19	Deposit Superchoice P/L Pc091219-130511465		84.52	6,715.16
19/12/19	Deposit Superchoice P/L Pc06C005-5712361		2,416.66	9,131.82
31/12/19	Interest Paid		0.66	9,132.48
31/12/19	CLOSING BALANCE			9,132.48

CONVENIENCE AT YOUR FINGERTIPS

Use Online, Mobile or Tablet Banking to pay bills, transfer funds, check your account balances and much more

TRANSACTION FEE SUMMARY

To reconcile your Transaction Fee Summary you may need to refer to transactions listed on your previous statement(s).

Fee(s) charged to account 035-055 29-1810

Transaction fee(s) period 01 SEP 2019 to 30 NOV 2019

Total \$0.00



Statement Period
28 June 2019 - 30 September 2019

Westpac DIY Super Savings Account

Account Name
MR STUART JAMES KAY CROSSLEY &
MISS SHARON LEE STEPHENSON AS
TRUSTEE FOR CROSSLEY
STEPHENSON SUPERANNUATION
FUND

Customer ID
3777 4708 CROSSLEY, STUART
JAMES KAY
7367 2488 STEPHENSON, SHARON
LEE

BSB Account Number
035-055 291 810

Opening Balance	+ \$3,591.29
Total Credits	+ \$20,336.74
Total Debits	- \$20,410.00
Closing Balance	+ \$3,518.03

INTEREST RATES (PER ANNUM) ON CREDIT BALANCES

Effective Date	\$0 to \$9999	Over \$9999 to \$49999	Over \$49999 to \$99999	Over \$99999 to \$499999
21 Jun 2019	0.30 %	0.30 %	0.30 %	0.30 %
19 Jul 2019	0.15 %	0.15 %	0.15 %	0.15 %

Effective Date	Over \$499999
21 Jun 2019	0.30 %
19 Jul 2019	0.15 %

TRANSACTIONS

Please check all entries on this statement and promptly inform Westpac of any possible error or unauthorised transaction

DATE	TRANSACTION DESCRIPTION	DEBIT	CREDIT	BALANCE
28/06/19	STATEMENT OPENING BALANCE			3,591.29
29/07/19	Deposit Superchoice P/L Pc06C005-5602692		2,416.66	6,007.95
31/07/19	Interest Paid		0.81	6,008.76
27/08/19	Deposit Superchoice P/L Pc06C005-5627026		2,416.66	8,425.42
30/08/19	Interest Paid		0.77	8,426.19
30/08/19	Deposit Online 2655564 Tfr Westpac Diy Super Wotransfer Funds		8,000.00	16,426.19



TRANSACTIONS

Please check all entries on this statement and promptly inform Westpac of any possible error or unauthorised transaction

DATE	TRANSACTION DESCRIPTION	DEBIT	CREDIT	BALANCE
09/09/19	Deposit Online 2681312 Tfr Westpac Diy Super Wotransfer of Funds		5,000.00	21,426.19
12/09/19	Establishment Fee	410.00		21,016.19
16/09/19	Withdrawal Online 1717170 Tfr Business Lo	20,000.00		1,016.19
24/09/19	Deposit Superchoice P/L Pc230919-175125680		83.84	1,100.03
30/09/19	Interest Paid		1.34	1,101.37
30/09/19	Deposit Superchoice P/L Pc06C005-5644791		2,416.66	3,518.03
30/09/19	CLOSING BALANCE			3,518.03

CONVENIENCE AT YOUR FINGERTIPS

Use Online, Mobile or Tablet Banking to pay bills, transfer funds, check your account balances and much more

TRANSACTION FEE SUMMARY

To reconcile your Transaction Fee Summary you may need to refer to transactions listed on your previous statement(s).

Fee(s) charged to account 035-055 29-1810

Transaction fee(s) period 01 JUN 2019 to 31 AUG 2019

Total \$0.00

ANNUAL INFORMATION FOR THE PERIOD 1 JULY 2018 TO 30 JUNE 2019

For account: 5055/291810

Total interest credited \$38.31

These details are provided for your records and taxation purposes

61800 - Distributions Receivable

2020 Financial Year

Preparer Kelly Fu

Reviewer Kelly Fu

Status Completed

Account Code	Description	CY Balance	LY Balance	Change
GMG.AX	Goodman Group		\$86.85	100%
APA.AX	Apa Group		\$15.39	100%
STW.AX	Spdr S&p/asx 200 Fund		\$57.61	100%
TOTAL		CY Balance	LY Balance	
			\$159.85	

Supporting Documents

○ General Ledger [Report](#)

Standard Checklist

Review aging of amounts receivable and comment on any delay in payment.

Crossley Stephenson Superannuation Fund

General Ledger

For The Period 01 July 2019 - 30 June 2020

Transaction Date	Description	Units	Debit	Credit	Balance \$
Distributions Receivable (61800)					
<u>Apa Group (APA.AX)</u>					
01/07/2019	Opening Balance				15.39 DR
11/09/2019	Reversal			15.39	0.00 DR
				15.39	0.00 DR
<u>Goodman Group (GMG.AX)</u>					
01/07/2019	Opening Balance				86.85 DR
09/09/2019	DEPOSIT DIVIDEND Remitter=GOODMAN GROUP Ref=SEP19/00814435 [System Matched Income Data]			86.85	0.00 DR
				86.85	0.00 DR
<u>Spdr S&p/asx 200 Fund (STW.AX)</u>					
01/07/2019	Opening Balance				57.61 DR
11/07/2019	Reversal			57.61	0.00 DR
				57.61	0.00 DR
Total Debits:	0.00				
Total Credits:	159.85				

62550 - Reinvestment Residual Account

2020 Financial Year

Preparer Kelly Fu

Reviewer Kelly Fu

Status Completed

Account Code	Description	CY Balance	LY Balance	Change
IAG.AX	Insurance Australia Group Limited	\$6.72		100%
RIO.AX	RIO Tinto Limited		\$7.27	100%
BHP.AX	BHP Group Limited		\$36.53	100%
ANZ.AX	Australia And New Zealand Banking Group Limited	\$13.86		100%
WBC.AX	Westpac Banking Corporation	\$22.90	\$17.06	34.23%
CBA.AX	Commonwealth Bank Of Australia.			0%
QBE.AX	QBE Insurance Group Limited	\$5.24	(\$0.26)	(2115.38)%
WES.AX	Wesfarmers Limited		\$27.14	100%
BXB.AX	Brambles Limited	\$8.55	\$8.55	0%
JHC.AX	Japara Healthcare Limited	\$0.86	\$0.86	0%
WPL.AX	Woodside Petroleum Limited			0%
AGL.AX	AGL Energy Limited.			0%
STW.AX	Spdr S&p/asx 200 Fund	\$48.78	\$52.83	(7.67)%
TOTAL		CY Balance	LY Balance	
		\$106.91	\$149.98	

Supporting Documents

○ General Ledger [Report](#)

Standard Checklist

Attach all source documentation

Ensure all Transactions have been entered

Notes

Kelly Fu

Note

Most of the shares were sold in Nov 19 however the holding accounts are still open and the residual amounts are still existing at 30.6.20.

29/07/2020 01:54

Crossley Stephenson Superannuation Fund

General Ledger

For The Period 01 July 2019 - 30 June 2020

Transaction Date	Description	Units	Debit	Credit	Balance \$
Reinvestment Residual Account (62550)					
<u>AGL Energy Limited. (AGL.AX)</u>					
20/09/2019	51.2C FRANKED@30%;7.7C CFI;DRP NIL DISC		5.12		5.12 DR
27/03/2020	DEPOSIT DIVIDEND Remitter=AGL CASH RES Ref=001239571000			5.12	0.00 DR
			5.12	5.12	0.00 DR
<u>Australia And New Zealand Banking Group Limited (ANZ.AX)</u>					
01/07/2019	80C FRANKED @ 30%; DRP & BSP NIL DISC		24.84		24.84 DR
18/12/2019	56C FR @ 30%;24C CFI;DRP & BSP NIL DISC		13.86		38.70 DR
18/12/2019	56C FR @ 30%;24C CFI;DRP & BSP NIL DISC			24.84	13.86 DR
			38.70	24.84	13.86 DR
<u>BHP Group Limited (BHP.AX)</u>					
01/07/2019	Opening Balance				36.53 DR
25/09/2019	USD 78C FRANKED@30%; DRP NIL DISC		19.99		56.52 DR
25/09/2019	USD 78C FRANKED@30%; DRP NIL DISC			36.53	19.99 DR
07/04/2020	DEPOSIT DIVIDEND Remitter=BHP DRP RESIDUAL Ref=20RES/00800605			19.99	0.00 DR
			19.99	56.52	0.00 DR
<u>Brambles Limited (BXB.AX)</u>					
01/07/2019	Opening Balance				8.55 DR
					8.55 DR
<u>Commonwealth Bank Of Australia. (CBA.AX)</u>					
26/09/2019	231C FRANKED@30%; DRP NIL DISCOUNT		46.06		46.06 DR
28/05/2020	DEPOSIT DIVIDEND Remitter=CBA CASH RES Ref=001241653666			46.06	0.00 DR
			46.06	46.06	0.00 DR
<u>Insurance Australia Group Limited (IAG.AX)</u>					
30/09/2019	14C FRANKED@30%;NIL CFI;DRP NIL DISCOUNT		6.72		6.72 DR
			6.72		6.72 DR
<u>Japara Healthcare Limited (JHC.AX)</u>					
01/07/2019	Opening Balance				0.86 DR
					0.86 DR
<u>QBE Insurance Group Limited (QBE.AX)</u>					
01/07/2019	Opening Balance				0.26 CR
04/10/2019	15C FR@30%;10C CFI;DRP&BSP NIL DISC		5.24		4.98 DR
04/10/2019	15C FR@30%;10C CFI;DRP&BSP NIL DISC		0.26		5.24 DR
			5.50		5.24 DR
<u>RIO Tinto Limited (RIO.AX)</u>					
01/07/2019	Opening Balance				7.27 DR
19/09/2019	307.58C FR@30%; 88.5C SPECIAL; DRP		42.63		49.90 DR
19/09/2019	307.58C FR@30%; 88.5C SPECIAL; DRP			7.27	42.63 DR

Crossley Stephenson Superannuation Fund

General Ledger

For The Period 01 July 2019 - 30 June 2020

Transaction Date	Description	Units	Debit	Credit	Balance \$
08/05/2020	Remitter=RIO TINTO LTD Ref=DRP20/00801066			42.63	0.00 DR
			42.63	49.90	0.00 DR
<u>Spdr S&p/asx 200 Fund (STW.AX)</u>					
01/07/2019	Opening Balance				52.83 DR
11/07/2019	41.6403C FR@31.5957%; 5.08C CFI; DRP		48.80		101.63 DR
11/07/2019	41.6403C FR@31.5957%; 5.08C CFI; DRP			52.83	48.80 DR
11/10/2019	70.5357C FR@30.3197%; 3.4583C CFI; DRP		48.78		97.58 DR
11/10/2019	70.5357C FR@30.3197%; 3.4583C CFI; DRP			48.80	48.78 DR
			97.58	101.63	48.78 DR
<u>Westpac Banking Corporation (WBC.AX)</u>					
01/07/2019	Opening Balance				17.06 DR
20/12/2019	AUD 0.8 FRANKED, 30% CTR, DRP NIL DISC		22.90		39.96 DR
20/12/2019	AUD 0.8 FRANKED, 30% CTR, DRP NIL DISC			17.06	22.90 DR
			22.90	17.06	22.90 DR
<u>Wesfarmers Limited (WES.AX)</u>					
01/07/2019	Opening Balance				27.14 DR
09/10/2019	78C FRANKED@30%; DRP NIL DISCOUNT		18.77		45.91 DR
09/10/2019	78C FRANKED@30%; DRP NIL DISCOUNT			27.14	18.77 DR
31/03/2020	Remitter=WESFARMERS LTD Ref=IDF20/00831323			18.77	0.00 DR
			18.77	45.91	0.00 DR
<u>Woodside Petroleum Limited (WPL.AX)</u>					
20/09/2019	US 36C FRANKED@30%; DRP		23.56		23.56 DR
20/03/2020	DEPOSIT DIVIDEND Remitter=WOODSIDE Ref=RES20/00101532			23.56	0.00 DR
			23.56	23.56	0.00 DR

Total Debits: 327.53

Total Credits: 370.60

66000 - Prepaid Borrowing Expenses

2020 Financial Year

Preparer Kelly Fu

Reviewer Kelly Fu

Status Completed

Account Code	Description	CY Balance	LY Balance	Change
66000	Prepaid Borrowing Expenses	\$13,101.86	\$715.37	1731.48%
TOTAL		CY Balance	LY Balance	
		\$13,101.86	\$715.37	

Supporting Documents

- General Ledger [Report](#)
- 66000, 31800 - Borrowing costs and amortisation exp.pdf

Standard Checklist

- Match to Source Documentation

Crossley Stephenson Superannuation Fund

General Ledger

For The Period 01 July 2019 - 30 June 2020

Transaction Date	Description	Units	Debit	Credit	Balance \$
Prepaid Borrowing Expenses (66000)					
<u>Prepaid Borrowing Expenses (66000)</u>					
01/07/2019	Opening Balance				715.37 DR
27/11/2019	Application Fee		795.00		1,510.37 DR
13/12/2019	Valuation Payment		1,430.00		2,940.37 DR
15/01/2020	Mortgage Registration Fee		192.00		3,132.37 DR
15/01/2020	Transfer of Land Registration Fee		2,784.00		5,916.37 DR
17/01/2020	Establishment Fee		6,750.00		12,666.37 DR
17/01/2020	Property Search Fees		30.90		12,697.27 DR
17/01/2020	Document Preparation Fee		695.00		13,392.27 DR
17/01/2020	Settlement Fee		595.00		13,987.27 DR
17/01/2020	Trust Investigation Fee		695.00		14,682.27 DR
30/06/2020	Borrowing expenses			1,580.41	13,101.86 DR
			13,966.90	1,580.41	13,101.86 DR

Total Debits: 13,966.90

Total Credits: 1,580.41

**Westpac Business Loan
30/09/2016**

valuation fee	1,281.25	
title search fee	150.00	
Registration Fee	157.00	
		<u>1,588.25</u>

30/06/2017	237.58	1,350.67
30/06/2018	317.65	1,033.02
30/06/2019	317.65	715.37
29/06/2020	317.65	397.72
29/06/2021	317.65	80.07
29/06/2022	80.07	-

1,588.25

**Liberty Loan
17/01/2020**

27/11/2019 Application Fee	795
13/12/2019 Valuation Payment	1,430.00
15/01/2020 Mortgage Registration Fee	192
15/01/2020 Transfer of Land Registration Fee	2,784.00
17/01/2020 Establishment Fee	6,750.00
17/01/2020 Property Search Fees	30.9
17/01/2020 Document Preparation Fee	695
17/01/2020 Settlement Fee	595
17/01/2020 Trust Investigation Fee	695

13,966.90

30/06/2020	1,262.76	12,704.14
30/06/2021	2,793.38	9,910.76
30/06/2022	2,793.38	7,117.38
30/06/2023	2,793.38	4,324.00
30/06/2024	2,793.38	1,530.62
30/06/2025	1,530.62	0.00

13,966.90

\$1,580.41	31800
\$13,101.85	66000

68000 - Sundry Debtors

2020 Financial Year

Preparer Kelly Fu

Reviewer Kelly Fu

Status Completed

Account Code	Description	CY Balance	LY Balance	Change
68000	Sundry Debtors	\$56,725.20	\$57,277.02	(0.96)%
TOTAL		CY Balance	LY Balance	
		\$56,725.20	\$57,277.02	

Supporting Documents

- General Ledger [Report](#)
- 68000 - MYOB Rent Debtors 30.6.2020.pdf

Standard Checklist

- Match to Source Documentation

Notes

Kelly Fu

Note

Refer to a/c 28000 work papers - Rent & Debtors Reconciliations.

22/07/2020 06:15

Crossley Stephenson Superannuation Fund

General Ledger

For The Period 01 July 2019 - 30 June 2020

Transaction Date	Description	Units	Debit	Credit	Balance \$
Sundry Debtors (68000)					
Sundry Debtors (68000)					
01/07/2019	Opening Balance				57,277.02 DR
01/07/2019	Remitter=MM-MM ELECTRICAL Ref=MM LONSDALE			3,578.45	53,698.57 DR
01/07/2019	Remitter=MM-MM ELECTRICAL Ref=MM FRNC ST HENDON			3,342.49	50,356.08 DR
09/07/2019	Remitter=MM-MM ELECTRICAL Ref=0001293			43.46	50,312.62 DR
22/07/2019	Remitter=Danae Bigg Ref=inv1294 crossfit			2,333.64	47,978.98 DR
01/08/2019	Remitter=MM-MM ELECTRICAL Ref=MM FRNC ST HENDON			3,385.95	44,593.03 DR
01/08/2019	Remitter=MM-MM ELECTRICAL Ref=MM LONSDALE			3,578.45	41,014.58 DR
02/09/2019	Remitter=MM-MM ELECTRICAL Ref=MM LONSDALE			3,578.45	37,436.13 DR
02/09/2019	Remitter=MM-MM ELECTRICAL Ref=MM FRNC ST HENDON			3,385.95	34,050.18 DR
01/10/2019	Remitter=MM-MM ELECTRICAL Ref=MM LONSDALE			3,578.45	30,471.73 DR
01/10/2019	Remitter=MM-MM ELECTRICAL Ref=MM FRNC ST HENDON			3,385.95	27,085.78 DR
01/11/2019	Remitter=MM-MM ELECTRICAL Ref=MM FRNC ST HENDON			3,385.95	23,699.83 DR
02/12/2019	Remitter=MM-MM ELECTRICAL Ref=MM FRNC ST HENDON			3,385.95	20,313.88 DR
02/01/2020	Remitter=MM-MM ELECTRICAL Ref=MM FRNC ST HENDON			3,385.95	16,927.93 DR
03/02/2020	Remitter=MM-MM ELECTRICAL Ref=MM FRNC ST HENDON			3,385.95	13,541.98 DR
02/03/2020	Remitter=MM-MM ELECTRICAL Ref=MM FRNC ST HENDON			3,385.95	10,156.03 DR
01/04/2020	Remitter=MM-MM ELECTRICAL Ref=MM FRNC ST HENDON			3,385.95	6,770.08 DR
01/05/2020	Remitter=MM-MM ELECTRICAL Ref=MM FRNC ST HENDON			3,385.95	3,384.13 DR
01/06/2020	Remitter=MM-MM ELECTRICAL Ref=MM FRNC ST HENDON			3,385.95	1.82 CR
30/06/2020	u3 rent debtors		41,606.50		41,604.68 DR
30/06/2020	u7&8 rent debtors		14,514.22		56,118.90 DR
30/06/2020	U5 rent debtors		606.30		56,725.20 DR
			56,727.02	57,278.84	56,725.20 DR

Total Debits: 56,727.02

Total Credits: 57,278.84

Receivables Reconciliation [Detail]

As of 30/06/2020

ID No.	Date	Total Due	0 - 30	31 - 60	61 - 90	90+
Crossfit Esplanade						
*None						
Danae Kate Bigg						
0419825774						
00001337	09/06/2020	\$606.30	\$606.30	\$0.00	\$0.00	\$0.00
Total:		\$606.30	\$606.30	\$0.00	\$0.00	\$0.00
Metal Manufacturers Limited						
*None						
Meighan Wheller						
02 8839 9000						
00001303	11/10/2019	\$14,514.26	\$0.00	\$0.00	\$0.00	\$14,514.26
00001335	09/06/2020	\$41,606.50	\$41,606.50	\$0.00	\$0.00	\$0.00
00001293	10/06/2019	-\$1.86	\$0.00	\$0.00	\$0.00	-\$1.86
Total:		\$56,118.90	\$41,606.50	\$0.00	\$0.00	\$14,512.40
Grand Total:		\$56,725.20	\$42,212.80	\$0.00	\$0.00	\$14,512.40
Ageing Percent:			74.4%	0.0%	0.0%	25.6%
Receivables Account:		\$56,725.20				
Out of Balance Amount:		\$0.00				

76550 - Plant and Equipment (at written down value) - Unitised

2020 Financial Year

Preparer Kelly Fu

Reviewer Kelly Fu

Status Completed

Account Code	Description	CY Units	CY Balance	LY Units	LY Balance	Change
CSSFU8HWS	Hot Water System - 8/27 Lindsey Rd	1.000000	\$288.00	1.000000	\$345.61	(16.67)%
CROSSLEY_AIRCONDITIO	Air Conditioner - Unit 7/ 27 Lindsay Rd, Lonsdale	1.000000	\$428.18	1.000000	\$535.22	(20)%
CROSSLEY_ASSETSONPUR	Assets on Purchase - Unit 7	1.000000	\$788.00	1.000000	\$1,261.00	(37.51)%
CROSSLEY_ASSETSONPU1	Assets on Purchase - Unit 8	1.000000	\$785.00	1.000000	\$1,257.00	(37.55)%
CROSSLEY_ASSETSONPU2	Assets on Purchase - Unit 5 Seaford	1.000000	\$1,514.00	1.000000	\$1,699.00	(10.89)%
CROSSLEY_SOLARSYSTEM	Solar System 3kw - Unit 8/ 27 Lindsay Rd, Lonsdale	1.000000	\$927.60	1.000000	\$1,030.67	(10)%
TOTAL		6.000000	\$4,730.78	6.000000	\$6,128.50	

Supporting Documents

- depreciation_schedule_report-wp-2020.pdf

Standard Checklist

- Attach Investment Movement Report
- Attach relevant Statements and Source Documentation
- Ensure all Investments are valued correctly at June 30
- Ensure the investment is in accordance with the fund's investment strategy
- Ensure the investment is in accordance with the SIS Act

Crossley Stephenson Superannuation Fund

Depreciation Schedule for the period 01 July 2019 to 30 June 2020

Investment	Cost	Opening Written Down Value	Adjustments		Total Value For Depreciation ¹	Depreciation			Closing Written Down Value	
			Disposals/ Decrease	Additions/ Increase		Method	Rate	Calculated Depreciation ²		Posted Depreciation ³
Plant and Equipment (at written down value) - Unitised										
Air Conditioner - Unit 7/ 27 Lindsay Rd, Lonsdale										
	1,390.00	535.22			535.22	Diminishing Value	20.00 %	107.04	107.04	428.18
Hot Water System - 8/27 Lindsey Rd										
	500.00	345.61			345.61	Diminishing Value	16.67 %	57.61	57.61	288.00
Solar System 3kw - Unit 8/ 27 Lindsay Rd, Lonsdale										
	1,818.18	1,030.67			1,030.67	Diminishing Value	10.00 %	103.07	103.07	927.60
	3,708.18	1,911.50			1,911.50				267.72	1,643.78
	3,708.18	1,911.50			1,911.50				267.72	1,643.78

¹ Amounts have been pro rated based on number of days in the year

² Depreciation calculated as per depreciation method

³ Depreciation amounts posted to the ledger

77250 - Real Estate Properties (Australian - Non Residential)

2020 Financial Year

Preparer Kelly Fu

Reviewer Kelly Fu

Status Completed

Account Code	Description	CY Units	CY Balance	LY Units	LY Balance	Change
CSSFU3CONCRETING	3/4 Florence Street, Hendon - Concreting	1.000000	\$17,115.92	1.000000	\$7,465.92	129.25%
CSSF_EAGALFARM	17/109 Holt Street, Eagle Farm QLD 4009	1.000000	\$935,926.71			100%
STUCROSS11	7/27 Lindsay Road, Lonsdale SA 5160	1.000000	\$270,000.00	1.000000	\$270,000.00	0%
STUCROSS31	5/16 Farrow Circuit, Seaford SA 5169	1.000000	\$250,000.00	1.000000	\$250,000.00	0%
STUCROSS21	8/27 Lindsay Road, Lonsdale SA 5160	1.000000	\$270,000.00	1.000000	\$270,000.00	0%
CSSFHENDON	3/4 Florence Street, Hendon SA 5014	1.000000	\$571,053.30	1.000000	\$571,053.30	0%
TOTAL		6.000000	\$2,314,095.93	5.000000	\$1,368,519.22	

Supporting Documents

- Investment Movement Report [Report](#)
- 77250 - Capital works U3.pdf [CSSFU3CONCRETING](#)
- 77250 - Settlement Statement - 17,109 Holt St purchase price.pdf [CSSF_EAGALFARM](#)
- 77250 - Property Valuation - Unit 7, 27 Lindsay Rd.pdf [STUCROSS11](#)
- 77250 - Property Valuation - Unit 5, 16 Farrow Ct.pdf [STUCROSS31](#)
- 77250 - Property Valuation - Unit 8, 27 Lindsay Rd.pdf [STUCROSS21](#)

- 77250 - Property Valuation - Unit 3, 4 Florence St Hendon.pdf CSSFHENDON

Standard Checklist

- Attach copies of Purchase or Sale contracts if property was purchased or disposed of during the year.
- Attach copy of current certificate of title.
- Attach Declaration of Trust
- Ensure all Investments are valued correctly at June 30
- Ensure the investment is in accordance with the Fund's investment strategy
- Ensure the investment is in accordance with the SIS Act

Crossley Stephenson Superannuation Fund

Investment Movement Report

As at 30 June 2020

Investment	Opening Balance		Additions		Disposals			Closing Balance		
	Units	Cost	Units	Cost	Units	Cost	Accounting Profit/(Loss)	Units	Cost	Market Value
Bank Accounts										
ANZ e-trade ***1631				154,164.60		(154,164.60)			0.00	0.00
Westpac DIY Super Savings Account ***1810		3,591.29		44,160.46		(39,185.00)			8,566.75	8,566.75
Westpac DIY Super Working Account ***1829		4,119.20		437,346.49		(426,390.26)			15,075.43	15,075.43
		7,710.49		635,671.55		(619,739.86)			23,642.18	23,642.18

Plant and Equipment (at written down value) - Unitised

Air Conditioner - Unit 7/ 27 Lindsay Rd, Lonsdale	1.00	1,390.00						1.00	1,390.00	428.18
Assets on Purchase - Unit 5 Seaford	1.00	8,428.00						1.00	8,428.00	0.00
Assets on Purchase - Unit 7	1.00	11,101.00						1.00	11,101.00	0.00
Assets on Purchase - Unit 8	1.00	10,979.00						1.00	10,979.00	0.00
Hot Water System - 8/27 Lindsey Rd	1.00	500.00						1.00	500.00	288.00
Solar System 3kw - Unit 8/ 27 Lindsay Rd, Lonsdale	1.00	1,818.18						1.00	1,818.18	927.60
		34,216.18							34,216.18	1,643.78

Real Estate Properties (Australian - Non Residential)

Crossley Stephenson Superannuation Fund

Investment Movement Report

As at 30 June 2020

Investment	Opening Balance		Additions		Disposals			Closing Balance		
	Units	Cost	Units	Cost	Units	Cost	Accounting Profit/(Loss)	Units	Cost	Market Value
17/109 Holt Street, Eagle Farm QLD 4009			1.00	936,016.71				1.00	936,016.71	935,926.71
3/4 Florence Street, Hendon - Capital Work	1.00	7,465.92		9,650.00				1.00	17,115.92	
3/4 Florence Street, Hendon SA 5014	1.00	571,053.33						1.00	571,053.33	571,053.30
5/16 Farrow Circuit, Seaford SA 5169	1.00	283,321.12						1.00	283,321.12	250,000.00
7/27 Lindsay Road, Lonsdale SA 5160	1.00	264,460.54						1.00	264,460.54	270,000.00
8/27 Lindsay Road, Lonsdale SA 5160	1.00	264,582.55						1.00	264,582.55	270,000.00
		1,390,883.46		945,666.71					2,336,550.17	2,296,980.01
Shares in Listed Companies (Australian)										
AGL Energy Limited.	362.00	6,839.40	12.00	226.56	(374.00)	(7,060.84)	583.42		5.12	
Alumina Limited	2,225.00	4,991.88			(2,225.00)	(4,991.88)	151.12		0.00	
ASX Limited	72.00	2,990.53			(72.00)	(2,990.53)	3,226.13		0.00	
Australia And New Zealand Banking Group Limited	170.00	5,136.04	10.00	261.34	(174.00)	(5,247.20)	(933.60)	6.00	150.18	111.84
BHP Group Limited	243.00	6,974.38	8.00	292.84	(251.00)	(7,267.22)	2,393.18		0.00	

Crossley Stephenson Superannuation Fund

Investment Movement Report

As at 30 June 2020


Investment	Opening Balance		Additions		Disposals			Closing Balance		
	Units	Cost	Units	Cost	Units	Cost	Accounting Profit/(Loss)	Units	Cost	Market Value
Brambles Limited	475.00	5,312.00			(475.00)	(5,312.00)	720.50			0.00
Commonwealth Bank Of Australia.	88.00	6,416.78	2.00	157.22	(90.00)	(6,574.00)	771.70			0.00
Downer Edi Limited	1,632.00	11,727.93			(1,632.00)	(11,727.93)	1,847.63			0.00
Estia Health Limited			1,480.00	4,002.62	(1,480.00)	(4,002.62)	(37.22)			0.00
Insurance Australia Group Limited	713.00	3,907.82	17.00	135.88	(730.00)	(4,043.70)	1,718.90			0.00
Janus Henderson Group Plc	100.00	3,615.00			(100.00)	(3,615.00)	106.00			0.00
Japara Healthcare Limited	1,656.00	3,476.14			(1,656.00)	(3,476.14)	(1,833.28)			0.00
Mineral Resources Limited			210.00	2,898.10	(210.00)	(2,898.10)	314.80			0.00
Qantas Airways Limited			580.00	3,557.00	(580.00)	(3,557.00)	660.90			0.00
QBE Insurance Group Limited	271.00	3,493.41	5.00	62.25	(276.00)	(3,555.66)	(91.54)			0.00
Regis Healthcare Limited	1,220.00	5,021.00			(1,220.00)	(5,021.00)	(1,416.60)			0.00
RIO Tinto Limited	72.00	5,621.12	2.00	186.10	(74.00)	(5,807.22)	860.38			0.00

Crossley Stephenson Superannuation Fund

Investment Movement Report

As at 30 June 2020

Investment	Opening Balance		Additions		Disposals			Closing Balance		
	Units	Cost	Units	Cost	Units	Cost	Accounting Profit/(Loss)	Units	Cost	Market Value
Wesfarmers Limited	141.00	4,165.67	3.00	118.35	(144.00)	(4,284.02)	1,829.94		0.00	
Westpac Banking Corporation	259.00	8,615.04	8.00	201.36	(259.00)	(8,615.04)	(2,230.26)	8.00	201.36	143.60
Whitehaven Coal Limited			1,145.00	4,006.02	(1,145.00)	(4,006.02)	(429.72)		0.00	
Woodside Petroleum Ltd	162.00	5,772.04	2.00	62.69	(164.00)	(5,834.73)	(190.81)		0.00	
		94,076.18		16,168.33		(109,887.85)	8,021.57		356.66	255.44
Units in Listed Unit Trusts (Australian)										
Apa Group	650.00	5,568.00			(650.00)	(5,568.00)	1,700.00		0.00	
Atlas Arteria	1,117.00	3,988.06			(1,117.00)	(3,988.06)	4,583.17		0.00	
Goodman Group	579.00	3,532.70			(579.00)	(3,532.70)	5,053.38		0.00	
Spark Infrastructure Group	3,170.00	7,056.40			(3,170.00)	(7,056.40)	(228.20)		0.00	
Spdr S&p/asx 200 Fund	75.00	3,621.66	2.00	124.11	(77.00)	(3,745.77)	1,162.46		0.00	
		23,766.82		124.11		(23,890.93)	12,270.81		0.00	
		1,550,653.13		1,597,630.70		(753,518.64)	20,292.38		2,394,765.19	2,322,521.41



OFF MARKET

3/4 Florence Street

Hendon SA 5014

2 1 1 240m² 361m²
[Improve this data](#)

Estimated Value & Rent

Estimated Value [?] Estimated Rent [?]

● Medium confidence [?] Last updated 2 Jul 2020



Cost \$571053.30

SPONSORED
[Improve this Estimate](#)

Property Details for 3/4 Florence St, Hendon

3/4 Florence St, Hendon is a 2 bedroom, 1 bathroom Unit with 1 parking spaces and was built in 2010. The property has a land size of 361m² and floor size of 240m². While the property is not currently for sale or for rent, it was last sold in Sep 2016.

Building Type	Unit
Year Built	2010
Floor Size	240m ²
Land Size	361m ²
Zoning	Commercial - C

Smart Property Tools

SUPER.



INVOICE No. 517-986

ABN 13 003 762 641

TAX INVOICE

Customer
 Name Stuart Crossley Date 4/12/2019
 Order No. _____
 Original Inv No. _____

Qty	Description	Unit Price	TOTAL
1	Carpark upgrades - new entry gates and fence Haymans Electrical Unit 1,2 & 3 61-65 Tapleys Hill Road Hendon SA 5014	\$16,800.00	\$16,800.00
<u>Terms 7 days from invoice</u>			
For EFT Payment: BSB 014-002 Account # 775374315 Bank ANZ			
INVOICE # TO BE QUOTED AT TIME OF PAYMENT			

SubTotal	\$16,800.00
Shipping & Handling	\$0.00
GST	\$1,680.00
TOTAL	\$18,480.00

Haymans Electrical
 PO Box 423
 Brooklyn Park SA 5032

6160.00
 PD 11/12/19

$6160 \times 1 = 6160 \text{ inc GST}$

$18480 \div 3 = 6160 \text{ inc GST}$



GUTTER RELINING
ROOF MAINTENANCE CONTRACTORS
 ABN: 41 113 126 579
 CONTRACTORS LICENCE #BLD252162
 PLUMBERS REGISTRATION LICENCE
 #PGE213422
 SCAFFOLD LICENCE #243155
 Email: adam@guttsa.com.au

CSSF Nominees
 11 The Promenade
 Camp Hill QLD 4152

1800 GUTTSA

26 EAST TERRACE
 HAWTHORNDENE
 SA 5051

Office: 08 8370 2301
 Fax: 08 8370 2390
 Mobile 0417 827 873

Tax Invoice

Invoice #: 00006427
 Terms: Net 7 Days
 Date: 5/03/2020

Job Address: for Unit 3
 4 Florence Street
 Hendon SA 5014

Work Order No:

Contact: Daniel Leonard Mb: 0411 885 492
 Email: daniel@lifestylestructures.com.au

	Amount	Code
Installed 45m of GUTTA-LINER in 900mm Box Gutter.	\$4,050.00	GST
Installed Protective Cover for long-term improvement.		
Roof Service included.		

We appreciate your business.

GUTTA-LINER 10year weatherproof
 All tradesmen registered and insured.

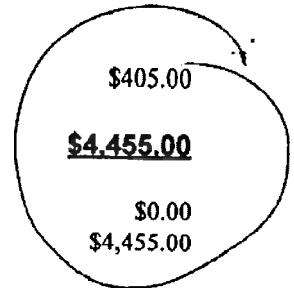
- Remove all rubbish
- Abide by all OHS requirements
- Registered and insured
- Supply JSA and roof access permits.
- Safety harnesses and fall arrest equipment

GUTTSA PTY LTD
 Commonwealth Bank
 BSB: 065 132
 Acc No: 10165907

OR

To pay by Credit Card
 Visit www.guttsa.com.au
 Gutt-shop / G-PAY

GST: \$405.00
Total Inc GST: \$4,455.00
 Amount Applied: \$0.00
 Balance Due: \$4,455.00



Pd 9/3/2020

SMSF

SETTLEMENT STATEMENT

Matter No: 17299
Re: CSSF Nominees Pty Ltd ACN 154 393 165 Purchase from URBAN DEVELOPMENT CORPORATION PTY LTD A.C.N. 141 868 082
Property: 17/109 Holt Street, Eagle Farm, Queensland 4009

Settlement Date: 16 January, 2020
Adjustment Date: 16 January, 2020
Contract Date: 13 December, 2019
Settlement Place: SAI Global
Settlement Time: 2.45pm


Contract Price	\$900,000.00
Less Deposit	45,000.00
	<hr/> \$855,000.00
Less Rent Adjustment - \$5,000 paid for period 1/1/20 to 31/1/20 - Seller provides Buyer 15/31 days	2,419.35
	<hr/> BALANCE AT SETTLEMENT <u>\$852,580.65</u>

CHEQUE DETAILS

1. Urban Development Corporation Pty Ltd	\$822,880.65
2. Ray White Industrial Milton	\$14,850.00
3. Cushman & Wakefield Agency (QLD) Pty Ltd	\$14,850.00
	<hr/> Total Cost \$ 935,926.71
CHEQUES TOTAL	<hr/> <u>\$852,580.65</u>

PLUS

1. Office of State Revenue – Stamp Duty	\$33,525.00
2. Spot on Conveyancing – payment of our fees	\$2,200.00
3. Infotrack – payment of search fees	\$201.71
	<hr/> SETTLEMENT TOTAL \$888,507.36
Less amount provided by financier	\$663,168.10
Amount required by client	\$225,339.26




OFF MARKET

7/27 Lindsay Road

Lonsdale SA 5160

🏠 - 📏 - 🔄 - 📄 204m² 📄 211m²
[Improve this data](#)

Estimated Value & Rent



● Low confidence [?]

Last updated 2 Jul 2020



SPONSORED


[Improve this Estimate](#)

Property Details for 7/27 Lindsay Rd, Lonsdale

Building Type	Commercial
Year Built	2011
Floor Size	204m ²
Land Size	211m ²
Zoning	Commercial - C

Smart Property Tools

Everything you need to sell your property hassle free




OFF MARKET

8/27 Lindsay Road

Lonsdale SA 5160

🏠 - 📏 - 🔄 - 📄 204m² 📄 207m²
[Improve this data](#)

Estimated Value & Rent



● Low confidence [?]

Last updated 2 Jul 2020



\$270,000

SPONSORED
[Improve this Estimate](#)

Property Details for 8/27 Lindsay Rd, Lonsdale

8/27 Lindsay Rd, Lonsdale is a undefined bedroom, undefined bathroom Unit and was built in 2011. The property has a land size of 207m² and floor size of 204m². While the property is not currently for sale or for rent, it was last sold in Jan 2012.

Building Type	Unit
Year Built	2011
Floor Size	204m ²
Land Size	207m ²
Zoning	Commercial - C

Smart Property Tools



1 📷 📍 📐

OFF MARKET

5/16 Farrow Circuit

Seaford SA 5169

🏠 - 🚗 - 🔄 - 📐 270m² 📏 298m²
[Improve this data](#)

Estimated Value & Rent

Estimated Value [?] Estimated Rent [?]

● Medium confidence [?]

Last updated 2 Jul 2020



\$250,000

SPONSORED
[Improve this Estimate](#)

Property Details for 5/16 Farrow Cct, Seaford

5/16 Farrow Cct, Seaford is a undefined bedroom, undefined bathroom Unit and was built in 2013. The property has a land size of 298m² and floor size of 270m². While the property is not currently for sale or for rent, it was last sold in Apr 2013.

Building Type	Unit
Year Built	2013
Floor Size	270m ²
Land Size	298m ²
Zoning	Industrial - I

Smart Property Tools

77600 - Shares in Listed Companies (Australian)

2020 Financial Year

Preparer Kelly Fu

Reviewer Kelly Fu

Status Completed

Account Code	Description	CY Units	CY Balance	LY Units	LY Balance	Change
AGL.AX	AGL Energy Limited.	0.000000		362.000000	\$7,243.62	100%
AWC.AX	Alumina Limited	0.000000		2225.000000	\$5,184.25	100%
WES.AX	Wesfarmers Limited	0.000000		141.000000	\$5,098.56	100%
REG.AX	Regis Healthcare Limited	0.000000		1220.000000	\$3,208.60	100%
ANZ.AX	Australia And New Zealand Banking Group Limited	6.000000	\$111.84	170.000000	\$4,795.70	(97.67)%
WPL.AX	Woodside Petroleum Limited	0.000000		162.000000	\$5,890.32	100%
IAG.AX	Insurance Australia Group Limited	0.000000		713.000000	\$5,889.38	100%
BHP.AX	BHP Group Limited	0.000000		243.000000	\$10,001.88	100%
QBE.AX	QBE Insurance Group Limited	0.000000		271.000000	\$3,205.93	100%
RIO.AX	RIO Tinto Limited	0.000000		72.000000	\$7,470.72	100%
JHC.AX	Japara Healthcare Limited	0.000000		1656.000000	\$1,863.00	100%
CBA.AX	Commonwealth Bank Of Australia.	0.000000		88.000000	\$7,284.64	100%
JHG.AX	Janus Henderson Group Plc	0.000000		100.000000	\$3,029.00	100%
DOW.AX	Downer Edi Limited	0.000000		1632.000000	\$11,293.44	100%
ASX.AX	ASX Limited	0.000000		72.000000	\$5,930.64	100%

Account Code	Description	CY Units	CY Balance	LY Units	LY Balance	Change
WBC.AX	Westpac Banking Corporation	8.000000	\$143.60	259.000000	\$7,345.24	(98.04)%
BXB.AX	Brambles Limited	0.000000		475.000000	\$6,118.00	100%
EHE.AX	Estia Health Limited	0.000000				0%
QAN.AX	Qantas Airways Limited	0.000000				0%
WHC.AX	Whitehaven Coal Limited	0.000000				0%
MIN.AX	Mineral Resources Limited	0.000000				0%
TOTAL		CY Units	CY Balance	LY Units	LY Balance	
		14.000000	\$255.44	9861.000000	\$100,852.92	

Supporting Documents

- Balance Review Report [Report](#)
- Forms to Sell Shares 27112019.pdf
- 77600, 78200 - BalanceReviewReport_30-6-2020.pdf

Standard Checklist

- Attach Balance Review Report
- Attach copies of HIN/SRN or Chess Statements, Broker Statements, Contract Notes Corporate Action documentation and any other relevant Source Documentation
- Attach Investment Movement Report
- Ensure all Investments are valued correctly at June 30
- Ensure the investment is in accordance with the Fund's investment strategy

Crossley Stephenson Superannuation Fund

Balance Review Report

As at 30 June 2020

Investment Code	Investment Name	Holding Reference	Third Party Data			BGL Ledger Balance	Registered Name
			Data Feed Provider	Balance Date	Balance Amount		
60400	Bank Accounts						
Westpac DIY Super Sa	Westpac DIY Super Savings Account ***1810	035055291810	BGL Bank Data Service	30/06/2020	\$ 8,566.75	\$ 8,566.75	
WBC291829	Westpac DIY Super Working Account ***1829	035055291829	BGL Bank Data Service	30/06/2020	\$ 15,075.43	\$ 15,075.43	
76550	Plant and Equipment (at written down value) - Unitised						
CROSSLEY_AIRC ONDITIO	Air Conditioner - Unit 7/ 27 Lindsay Rd, Lonsdale					1.0000	
CROSSLEY_ASS ETSONPU2	Assets on Purchase - Unit 5 Seaford					1.0000	
CROSSLEY_ASS ETSONPUR	Assets on Purchase - Unit 7					1.0000	
CROSSLEY_ASS ETSONPU1	Assets on Purchase - Unit 8					1.0000	
CSSFU8HWS	Hot Water System - 8/27 Lindsey Rd					1.0000	
CROSSLEY_SOL ARSYSTEM	Solar System 3kw - Unit 8/ 27 Lindsay Rd, Lonsdale					1.0000	
77250	Real Estate Properties (Australian - Non Residential)						
CSSF_EAGALFARM	17/109 Holt Street, Eagle Farm QLD 4009					1.0000	
CSSFU3CONCRETING	3/4 Florence Street, Hendon - Capital Work					17,115.9200	
CSSFHENDON	3/4 Florence Street, Hendon SA 5014					1.0000	
STUCROSS3	5/16 Farrow Circuit, Seaford SA 5169					1.0000	
STUCROSS1	7/27 Lindsay Road, Lonsdale SA 5160					1.0000	
STUCROSS2	8/27 Lindsay Road, Lonsdale SA 5160					1.0000	
77600	Shares in Listed Companies (Australian)						

Crossley Stephenson Superannuation Fund

Balance Review Report

As at 30 June 2020

Investment Code	Investment Name	Holding Reference	Third Party Data			BGL Ledger Balance	Registered Name	
			Data Feed Provider	Balance Date	Balance Amount			
ANZ.AX	Australia And New Zealand Banking Group Limited	X*****3840	Registry Data - Computershare	30/06/2020	6.0000	6.0000	MR STUART JAMES CROSSLEY & MS SHARON LEE STEPHENSON <CROSSLEY STEPHENSON S/F>	
WBC.AX	Westpac Banking Corporation	X*****3840	Registry Data - Link	30/06/2020	8.0000	8.0000	MR STUART JAMES CROSSLEY & MS SHARON LEE STEPHENSON <CROSSLEY STEPHENSON S/F A/C>	
85500	Limited Recourse Borrowing Arrangements							
CSSF_EAGALFAR M	Liberty Loan 3032 - 17/109 Holt Street, Eagle Farm QLD 4009					-674,580.51		
CSSFHENDON	Westpac Loan 4362 - 3/4 Florence Street, Hendon SA 5014					-140,372.05		

Crossley Stephenson Superannuation Fund

Balance Review Report

As at 30 June 2020

Investment Code	Investment Name	Holding Reference	Third Party Data			BGL Ledger Balance	Registered Name
			Data Feed Provider	Balance Date	Balance Amount		
77600	Shares in Listed Companies (Australian)						
ABC.AX	Adelaide Brighton Limited	X*****3840	Registry Data - Computershare	30/06/2020	0.0000	0.0000	MR STUART JAMES CROSSLEY & MS SHARON LEE STEPHENSON <CROSSLEY STEPHENSON S/F>
AGL.AX	AGL Energy Limited.	X*****3840	Registry Data - Link	30/06/2020	0.0000	0.0000	MR STUART JAMES CROSSLEY & MS SHARON LEE STEPHENSON <CROSSLEY STEPHENSON S/F A/C>
AWC.AX	Alumina Limited	X*****3840	Registry Data - Computershare	30/06/2020	0.0000	0.0000	MR STUART JAMES CROSSLEY & MS SHARON LEE STEPHENSON <CROSSLEY STEPHENSON S/F>
AMP.AX	AMP Limited	X*****3840	Registry Data - Computershare	30/06/2020	0.0000	0.0000	MR STUART JAMES CROSSLEY & MS SHARON LEE STEPHENSON <CROSSLEY STEPHENSON S/F>
AHY.AX	Asaleo Care Limited	X*****3840	Registry Data - Link	30/06/2020	0.0000	0.0000	MR STUART JAMES CROSSLEY & MS SHARON LEE STEPHENSON <CROSSLEY STEPHENSON S/F A/C>
ASX.AX	ASX Limited	X*****3840	Registry Data - Link	30/06/2020	0.0000	0.0000	MR STUART JAMES CROSSLEY & MS SHARON LEE STEPHENSON

Crossley Stephenson Superannuation Fund

Balance Review Report

As at 30 June 2020

Investment Code	Investment Name	Holding Reference	Third Party Data			BGL Ledger Balance	Registered Name
			Data Feed Provider	Balance Date	Balance Amount		
ANZ.AX	Australia And New Zealand Banking Group Limited	X*****3840	Registry Data - Computershare	30/06/2020	6.0000	6.0000	<CROSSLEY STEPHENSON S/F A/C> MR STUART JAMES CROSSLEY & MS SHARON LEE STEPHENSON <CROSSLEY STEPHENSON S/F>
BHP.AX	BHP Group Limited	X*****3840	Registry Data - Computershare	30/06/2020	0.0000	0.0000	MR STUART JAMES CROSSLEY & MS SHARON LEE STEPHENSON <CROSSLEY STEPHENSON S/F>
BXB.AX	Brambles Limited	X*****3840	Registry Data - Boardroom	30/06/2020	0.0000	0.0000	MR STUART JAMES CROSSLEY & MS SHARON LEE STEPHENSON <CROSSLEY STEPHENSON S/F A/C>
CCL.AX	Coca-cola Amatil Limited	X*****3840	Registry Data - Link	30/06/2020	0.0000	0.0000	MR STUART JAMES CROSSLEY & MS SHARON LEE STEPHENSON <CROSSLEY STEPHENSON S/F A/C>
COL.AX	Coles Group Limited.	X*****3840	Registry Data - Computershare	30/06/2020	0.0000	0.0000	MR STUART JAMES CROSSLEY & MS SHARON LEE STEPHENSON <CROSSLEY STEPHENSON S/F>
CBA.AX	Commonwealth Bank Of Australia.	X*****3840	Registry Data - Link	30/06/2020	0.0000	0.0000	MR STUART JAMES CROSSLEY & MS SHARON LEE

Crossley Stephenson Superannuation Fund

Balance Review Report

As at 30 June 2020

Investment Code	Investment Name	Holding Reference	Third Party Data			BGL Ledger Balance	Registered Name
			Data Feed Provider	Balance Date	Balance Amount		
DOW.AX	Downer Edi Limited	X*****3840	Registry Data - Computershare	30/06/2020	0.0000	0.0000	STEPHENSON <CROSSLEY STEPHENSON S/F A/C> MR STUART JAMES CROSSLEY & MS SHARON LEE STEPHENSON <CROSSLEY STEPHENSON S/F>
EHE.AX	Estia Health Limited	X*****3840	Registry Data - Link	30/06/2020	0.0000	0.0000	MR STUART JAMES CROSSLEY & MS SHARON LEE STEPHENSON <CROSSLEY STEPHENSON S/F A/C>
FWD.AX	Fleetwood Corporation Limited	X*****3840	Registry Data - Computershare	30/06/2020	0.0000	0.0000	MR STUART JAMES CROSSLEY & MS SHARON LEE STEPHENSON <CROSSLEY STEPHENSON S/F>
IAG.AX	Insurance Australia Group Limited	X*****3840	Registry Data - Computershare	30/06/2020	0.0000	0.0000	MR STUART JAMES CROSSLEY & MS SHARON LEE STEPHENSON <CROSSLEY STEPHENSON S/F>
IVC.AX	Invocare Limited	X*****3840	Registry Data - Link	30/06/2020	0.0000	0.0000	MR STUART JAMES CROSSLEY & MS SHARON LEE STEPHENSON <CROSSLEY STEPHENSON S/F A/C>
IFL.AX	loof Holdings Limited	X*****3840	Registry Data - Boardroom	30/06/2020	0.0000	0.0000	MR STUART JAMES CROSSLEY & MS

Crossley Stephenson Superannuation Fund

Balance Review Report

As at 30 June 2020

Investment Code	Investment Name	Holding Reference	Third Party Data			BGL Ledger	Registered Name
			Data Feed Provider	Balance Date	Balance Amount	Balance	
JHG.AX	Janus Henderson Group Plc	X*****3840	Registry Data - Computershare	30/06/2020	0.0000	0.0000	SHARON LEE STEPHENSON <CROSSLEY STEPHENSON S/F A/C> MR STUART JAMES CROSSLEY & MS SHARON LEE STEPHENSON <CROSSLEY STEPHENSON S/F>
JHC.AX	Japara Healthcare Limited	X*****3840	Registry Data - Link	30/06/2020	0.0000	0.0000	MR STUART JAMES CROSSLEY & MS SHARON LEE STEPHENSON <CROSSLEY STEPHENSON S/F A/C>
MND.AX	Monadelphous Group Limited	X*****3840	Registry Data - Computershare	30/06/2020	0.0000	0.0000	MR STUART JAMES CROSSLEY & MS SHARON LEE STEPHENSON <CROSSLEY STEPHENSON S/F>
QAN.AX	Qantas Airways Limited	X*****3840	Registry Data - Link	30/06/2020	0.0000	0.0000	MR STUART JAMES CROSSLEY & MS SHARON LEE STEPHENSON <CROSSLEY STEPHENSON S/F A/C>
QBE.AX	QBE Insurance Group Limited	X*****3840	Registry Data - Computershare	30/06/2020	0.0000	0.0000	MR STUART JAMES CROSSLEY & MS SHARON LEE STEPHENSON <CROSSLEY STEPHENSON S/F A/C>
REG.AX	Regis Healthcare Limited	X*****3840	Registry Data - Link	30/06/2020	0.0000	0.0000	MR STUART JAMES

Crossley Stephenson Superannuation Fund
Balance Review Report

As at 30 June 2020

Investment Code	Investment Name	Holding Reference	Third Party Data			BGL Ledger	Registered Name
			Data Feed Provider	Balance Date	Balance Amount	Balance	
RIO.AX	RIO Tinto Limited	X*****3840	Registry Data - Computershare	30/06/2020	0.0000	0.0000	CROSSLEY & MS SHARON LEE STEPHENSON <CROSSLEY STEPHENSON S/F A/C> MR STUART JAMES CROSSLEY & MS SHARON LEE STEPHENSON <CROSSLEY STEPHENSON S/F>
S32.AX	South32 Limited	X*****3840	Registry Data - Computershare	30/06/2020	0.0000	0.0000	MR STUART JAMES CROSSLEY & MS SHARON LEE STEPHENSON <CROSSLEY STEPHENSON S/F>
TAH.AX	Tabcorp Holdings Limited	X*****3840	Registry Data - Link	30/06/2020	0.0000	0.0000	MR STUART JAMES CROSSLEY & MS SHARON LEE STEPHENSON <CROSSLEY STEPHENSON S/F A/C>
TTS.AX	Tatts Group Limited	X*****3840	Registry Data - Link	30/06/2020	0.0000	0.0000	MR STUART JAMES CROSSLEY & MS SHARON LEE STEPHENSON <CROSSLEY STEPHENSON S/F A/C>
TLS.AX	Telstra Corporation Limited.	X*****3840	Registry Data - Link	30/06/2020	0.0000	0.0000	MR STUART JAMES CROSSLEY & MS SHARON LEE STEPHENSON <CROSSLEY STEPHENSON S/F A/C>

Crossley Stephenson Superannuation Fund

Balance Review Report

As at 30 June 2020

Investment Code	Investment Name	Holding Reference	Third Party Data			BGL Ledger Balance	Registered Name
			Data Feed Provider	Balance Date	Balance Amount		
TME.AX	Trade Me Group Limited	X*****3840	Registry Data - Link	30/06/2020	0.0000	0.0000	MR STUART JAMES CROSSLEY & MS SHARON LEE STEPHENSON <CROSSLEY STEPHENSON S/F A/C>
WES.AX	Wesfarmers Limited	X*****3840	Registry Data - Computershare	30/06/2020	0.0000	0.0000	MR STUART JAMES CROSSLEY & MS SHARON LEE STEPHENSON <CROSSLEY STEPHENSON S/F>
WBC.AX	Westpac Banking Corporation	X*****3840	Registry Data - Link	30/06/2020	8.0000	8.0000	MR STUART JAMES CROSSLEY & MS SHARON LEE STEPHENSON <CROSSLEY STEPHENSON S/F A/C>
WPL.AX	Woodside Petroleum Limited	X*****3840	Registry Data - Computershare	30/06/2020	0.0000	0.0000	MR STUART JAMES CROSSLEY & MS SHARON LEE STEPHENSON <CROSSLEY STEPHENSON S/F>
WOW.AX	Woolworths Group Limited	X*****3840	Registry Data - Link	30/06/2020	0.0000	0.0000	MR STUART JAMES CROSSLEY & MS SHARON LEE STEPHENSON <CROSSLEY STEPHENSON S/F A/C>
78200	Units in Listed Unit Trusts (Australian)						
APA.AX	Apa Group	X*****3840	Registry Data - Link	30/06/2020	0.0000	0.0000	MR STUART JAMES CROSSLEY & MS SHARON LEE

Crossley Stephenson Superannuation Fund
Balance Review Report

As at 30 June 2020

Investment Code	Investment Name	Holding Reference	Third Party Data			BGL Ledger Balance	Registered Name
			Data Feed Provider	Balance Date	Balance Amount		
ALX.AX	Atlas Arteria	X*****3840	Registry Data - Computershare	30/06/2020	0.0000	0.0000	STEPHENSON <CROSSLEY STEPHENSON S/F A/C> MR STUART JAMES CROSSLEY & MS SHARON LEE STEPHENSON <CROSSLEY STEPHENSON S/F>
GMG.AX	Goodman Group	X*****3840	Registry Data - Computershare	30/06/2020	0.0000	0.0000	MR STUART JAMES CROSSLEY & MS SHARON LEE STEPHENSON <CROSSLEY STEPHENSON S/F>
SKI.AX	Spark Infrastructure Group	X*****3840	Registry Data - Boardroom	30/06/2020	0.0000	0.0000	MR STUART JAMES CROSSLEY & MS SHARON LEE STEPHENSON <CROSSLEY STEPHENSON S/F A/C>
STW.AX	Spdr S&p/asx 200 Fund	X*****3840	Registry Data - Link	30/06/2020	0.0000	0.0000	MR STUART JAMES CROSSLEY & MS SHARON LEE STEPHENSON <CROSSLEY STEPHENSON S/F A/C>
SYD.AX	Sydney Airport	X*****3840	Registry Data - Computershare	30/06/2020	0.0000	0.0000	MR STUART JAMES CROSSLEY & MS SHARON LEE STEPHENSON <CROSSLEY STEPHENSON S/F>
TCL.AX	Transurban Group	X*****3840	Registry Data - Computershare	30/06/2020	0.0000	0.0000	MR STUART JAMES CROSSLEY & MS

Crossley Stephenson Superannuation Fund

Balance Review Report

As at 30 June 2020

Investment Code	Investment Name	Holding Reference	Third Party Data			BGL Ledger	Registered Name
			Data Feed Provider	Balance Date	Balance Amount	Balance	

SHARON LEE
STEPHENSON
<CROSSLEY
STEPHENSON S/F>

HILLROSS

Leedam Sheppard & Associates Pty Ltd

Level 1, 110 King William Road
GOODWOOD SA 5034
T (08) 8373 6420
F (08) 8373 6426

Richard Lovell CFP®, BComm, DipFP
Greg Fragoulis CFP®, DipFP, BSc(Ma)
Howard Jacob CFP®, DipFP
Glenn Pycock Grad DipFP
Chris Savva Adv DipFP

27th November 2019

Mr S J Crossley & Ms S L Stephenson
Crossley Stephenson Superannuation Fund
11 The Promenade
CAMP HILL QLD 4152

Dear Stuart & Sharon,

Instruction to conduct a transaction, without advice from us

This letter records the basis on which you have asked us to conduct transactions for you. For us to proceed with the transactions, you must read this letter and then, if you agree with its terms, sign and return the letter to us.

The transaction

You have instructed us to implement the following transactions for you, without receiving advice from us about the benefits and risks of the transactions:

Transaction description

Transaction details:

You have requested that all shares held under CMC Markets Stockbroking Account # 6631631 in the name of the Crossley Stephenson Superannuation Fund be sold at market as per the table below. On settlement the funds (approximately \$140,000) will be transferred to the existing nominated bank account in the name of the Super Fund being the Fund's Westpac Bank Account.

You understand Leedam Sheppard and Associates will receive no remuneration in relation to the requested transactions.

We have not given you advice

You have specifically instructed us not to advise you about the transaction. This means that we have not:

- recommended you proceed with the transaction;
- discussed with you the specific consequences of proceeding with the transaction; or
- considered your objectives, financial situation, or needs in relation to the transaction.

We have strongly encouraged you to obtain our advice, so that the above items could be identified and explained to you. However, you have chosen to proceed without our advice.

Because you declined our advice, you understand that we and the AMP Group will not be liable for any financial or other loss that you might suffer as a result of the transaction.

Authorised Representative of Hillross Financial Services
ABN 77 003 323 055 AFSL 232705 ACL 232705

Page 1 of 3

WHAT'S YOUR
IDEA OF
FINANCIAL
FREEDOM?

Potential consequences

It is important for you to understand the potential consequences of the transaction, because they could have a substantial negative impact on your financial situation and your ability to achieve your objectives.

Before proceeding, you should satisfy yourself that you understand the transaction, including:

- any fees and costs of entering the transaction, including entry fees or fees for exiting an existing investment
- any loss of insurance cover, which may mean you are unable to obtain insurance in the future due to underwriting requirements.
- any increase in risks
- any loss of benefits, and
- any other consequences (e.g. capital gains tax).

Brokerage costs and securities details

The brokerage costs for undertaking the transaction are:

Brokerage	Amount	Brokerage cost
Brokerage costs for the Crossley Stephenson Super Fund	Trades up to \$38,000	\$19.00
Estimated Total Brokerage		\$456.00


Securities code	Security name	Buy/Sell	Quantity	Market/Limit*
AGL	AGL Energy Limited	Sell	374	Market
ALX	Atlas Arteria Limited	Sell	1117	Market
ANZ	ANZ Banking Group Limited	Sell	174	Market
APA	APA Group	Sell	650	Market
AWC	Alumina Limited	Sell	2225	Market
BHP	BHP Billiton Limited	Sell	251	Market
BXB	Brambles Limited	Sell	475	Market
CBA	Commonwealth Bank of Australia Limited	Sell	90	Market
DOW	Downer EDI Limited	Sell	1632	Market
EHE	Estia Health Limited	Sell	1480	Market
GMG	Goodman Group Limited	Sell	579	Market
IAG	Insurance Australia Group Limited	Sell	730	Market
JHG	Janus Henderson Group Limited	Sell	100	Market
MIN	Mineral Resources Limited	Sell	210	Market
QAN	Qantas Airways Limited	Sell	580	Market
QBE	QBE Insurance Limited	Sell	276	Market
REG	Regis Healthcare Limited	Sell	1220	Market
RIO	RIO Tinto Limited	Sell	2	Market
SKI	Spark Infrastructure Group Limited	Sell	3170	Market
STW	SPDR S&P/ASX 200 Fund	Sell	77	Market
WBC	Westpac Banking Corporation Limited	Sell	259	Market
WES	Wesfarmers Limited	Sell	144	Market
WHC	Whitehaven Coal Limited	Sell	1145	Market
WPL	Woodside Petroleum Limiteddc	Sell	164	Market


*When a 'Market order' is placed, the broker is instructed to buy at the prevailing offer price or to sell at the prevailing bid price at the time the order is executed on the Australian Securities Exchange or on any other licensed financial markets. 'Limit orders' allow a maximum purchase price to be set for buy orders, or a minimum sale price to be set for sell orders. If the market doesn't reach the limit price, the order will not be executed.

Client acknowledgement

By signing this letter, you acknowledge and agree that:

- you have read the entire letter and had the opportunity to ask any questions you might have had;
- you direct us to conduct the transaction in accordance with the instructions contained in this letter;
- we have explained to you the general risks of proceeding with a transaction without having received advice that takes account of your objectives, financial situation and needs;
- you have chosen to proceed with the transaction without our advice;
- we have not recommended you to enter the transaction or provided other advice to you concerning the transaction;
- in deciding to proceed with the transaction, you are not relying on our representations or opinions. Instead, you have either formed your own view or are relying on other people's advice;
- you have made your own enquiries and understand how the transaction might impact your circumstances;
- you are aware of any fees and costs that apply;
- for new investments or policies, we have given you the product disclosure statement or disclosure document; and
- because you declined to receive our advice, you understand that we and the AMP Group will not be liable for any financial or other loss that you might suffer as a result of the transaction.

Mr Stuart James Crossley The Crossley Stephenson Superannuation Fund	
	27 th November 2019

Ms Sharon Lee Stephenson The Crossley Stephenson Superannuation Fund	
	27 th November 2019

78200 - Units in Listed Unit Trusts (Australian)

2020 Financial Year

Preparer Kelly Fu

Reviewer Kelly Fu

Status Completed

Account Code	Description	CY Units	CY Balance	LY Units	LY Balance	Change
GMG.AX	Goodman Group	0.000000		579.000000	\$8,702.37	100%
STW.AX	Spdr S&p/asx 200 Fund	0.000000		75.000000	\$4,604.25	100%
SKI.AX	Spark Infrastructure Group	0.000000		3170.000000	\$7,703.10	100%
ALX.AX	Atlas Arteria	0.000000		1117.000000	\$8,757.28	100%
APA.AX	Apa Group	0.000000		650.000000	\$7,020.00	100%
	TOTAL	CY Units	CY Balance	LY Units	LY Balance	
		0.000000		5591.000000	\$36,787.00	

Supporting Documents

No supporting documents

Standard Checklist

- Attach copies of Statements and Source Documentation
- Attach Investment Movement Report
- Ensure all Investments are valued correctly at June 30
- Ensure the investment is in accordance with the Fund's investment strategy
- Ensure the investment is in accordance with the SIS Act

Notes

Kelly Fu

Note

Refer to a/c 77600 workpapers.

29/07/2020 04:59

84000 - GST Payable/Refundable

2020 Financial Year

Preparer Kelly Fu

Reviewer Kelly Fu

Status Completed

Account Code	Description	CY Balance	LY Balance	Change
84000	GST Payable/Refundable	(\$14,379.03)	(\$11,790.53)	21.95%
TOTAL		CY Balance	LY Balance	
		(\$14,379.03)	(\$11,790.53)	

Supporting Documents

- Activity Preparation Report - Detailed [Report](#)
- 84000 - BAS x4 lodged to ATO.pdf
- 84000 - GST Reconciliation 2020.pdf
- 84000 - GST on rent debtors.pdf

Standard Checklist

- Attach copy of Activity Preparation Report
- Attach copy of Activity Preparation Report - Detailed
- Confirm Transactions in ATO Portal

Crossley Stephenson Superannuation Fund

Detailed Activity Statement Preparation Report

For The Period 01 July 2019 - 30 June 2020

Description	Reference	Gross(Inc GST)	GST Rate	GST
Income				
Sales				
Property Income				
17/109 Holt Street, Eagle Farm QLD 4009				
03/02/2020	17/109 Holt Street, Eagle Farm QLD 4009	5,500.00	100%	500.00
10/02/2020	17/109 Holt Street, Eagle Farm QLD 4009	330.00	100%	30.00
09/03/2020	17/109 Holt Street, Eagle Farm QLD 4009	5,300.00	100%	481.82
09/03/2020	17/109 Holt Street, Eagle Farm QLD 4009	215.72	GST Free	0.00
16/03/2020	17/109 Holt Street, Eagle Farm QLD 4009	530.00	100%	48.18
30/03/2020	17/109 Holt Street, Eagle Farm QLD 4009	1,028.75	GST Free	0.00
30/03/2020	17/109 Holt Street, Eagle Farm QLD 4009	5,830.00	100%	530.00
27/04/2020	17/109 Holt Street, Eagle Farm QLD 4009	5,830.00	100%	530.00
01/06/2020	17/109 Holt Street, Eagle Farm QLD 4009	5,830.00	100%	530.00
01/06/2020	17/109 Holt Street, Eagle Farm QLD 4009	1,791.08	GST Free	0.00
29/06/2020	17/109 Holt Street, Eagle Farm QLD 4009	5,830.00	100%	530.00
		38,015.55		3,180.00
3/4 Florence Street, Hendon SA 5014				
30/09/2019	3/4 Florence Street, Hendon SA 5014	2,134.59	GST Free	
29/11/2019	3/4 Florence Street, Hendon SA 5014	130.92	GST Free	
29/11/2019	3/4 Florence Street, Hendon SA 5014	1,272.43	100%	115.68
31/12/2019	3/4 Florence Street, Hendon SA 5014	1,410.73	GST Free	
31/03/2020	3/4 Florence Street, Hendon SA 5014	1,413.01	GST Free	
30/06/2020	3/4 Florence Street, Hendon SA 5014	1,412.86	GST Free	0.00
30/06/2020	3/4 Florence Street, Hendon SA 5014	41,606.50	100%	3,782.41
		49,381.04		3,898.09
5/16 Farrow Circuit, Seaford SA 5169				
06/08/2019	5/16 Farrow Circuit, Seaford SA 5169	1,120.00	100%	101.82
13/08/2019	5/16 Farrow Circuit, Seaford SA 5169	560.00	100%	50.91
15/08/2019	5/16 Farrow Circuit, Seaford SA 5169	380.27	100%	34.57
15/08/2019	5/16 Farrow Circuit, Seaford SA 5169	179.73	GST Free	0.00
16/09/2019	5/16 Farrow Circuit, Seaford SA 5169	747.70	GST Free	0.00

Description	Reference	Gross(Inc GST)	GST Rate	GST
16/09/2019	5/16 Farrow Circuit, Seaford SA 5169	2,060.34	100%	187.30
23/09/2019	5/16 Farrow Circuit, Seaford SA 5169	560.00	100%	50.91
30/09/2019	5/16 Farrow Circuit, Seaford SA 5169	560.00	100%	50.91
14/10/2019	5/16 Farrow Circuit, Seaford SA 5169	560.00	100%	50.91
15/10/2019	5/16 Farrow Circuit, Seaford SA 5169	380.27	100%	34.57
15/10/2019	5/16 Farrow Circuit, Seaford SA 5169	179.73	GST Free	0.00
30/10/2019	5/16 Farrow Circuit, Seaford SA 5169	380.27	100%	34.57
30/10/2019	5/16 Farrow Circuit, Seaford SA 5169	179.73	GST Free	0.00
12/11/2019	5/16 Farrow Circuit, Seaford SA 5169	560.00	100%	50.91
19/11/2019	5/16 Farrow Circuit, Seaford SA 5169	1,120.00	100%	101.82
03/12/2019	5/16 Farrow Circuit, Seaford SA 5169	1,855.00	100%	168.64
04/12/2019	5/16 Farrow Circuit, Seaford SA 5169	218.13	100%	19.83
04/12/2019	5/16 Farrow Circuit, Seaford SA 5169	401.05	GST Free	0.00
07/01/2020	5/16 Farrow Circuit, Seaford SA 5169	889.24	100%	80.84
07/01/2020	5/16 Farrow Circuit, Seaford SA 5169	265.76	GST Free	0.00
14/01/2020	5/16 Farrow Circuit, Seaford SA 5169	1,156.00	100%	105.09
16/01/2020	5/16 Farrow Circuit, Seaford SA 5169	406.45	100%	36.95
16/01/2020	5/16 Farrow Circuit, Seaford SA 5169	203.55	GST Free	0.00
21/01/2020	5/16 Farrow Circuit, Seaford SA 5169	610.00	100%	55.45
03/02/2020	5/16 Farrow Circuit, Seaford SA 5169	610.00	100%	55.45
11/02/2020	5/16 Farrow Circuit, Seaford SA 5169	610.00	100%	55.45
18/02/2020	5/16 Farrow Circuit, Seaford SA 5169	200.20	100%	18.20
18/02/2020	5/16 Farrow Circuit, Seaford SA 5169	381.80	GST Free	0.00
26/02/2020	5/16 Farrow Circuit, Seaford SA 5169	582.00	100%	52.91
03/03/2020	5/16 Farrow Circuit, Seaford SA 5169	582.00	100%	52.91
10/03/2020	5/16 Farrow Circuit, Seaford SA 5169	582.00	100%	52.91
16/03/2020	5/16 Farrow Circuit, Seaford SA 5169	1,220.00	100%	110.91
27/04/2020	5/16 Farrow Circuit, Seaford SA 5169	411.62	100%	37.42
27/04/2020	5/16 Farrow Circuit, Seaford SA 5169	612.45	GST Free	0.00
01/06/2020	5/16 Farrow Circuit, Seaford SA 5169	1,000.00	100%	90.91
09/06/2020	5/16 Farrow Circuit, Seaford SA 5169	192.61	100%	17.51
09/06/2020	5/16 Farrow Circuit, Seaford SA 5169	401.01	GST Free	0.00
11/06/2020	5/16 Farrow Circuit, Seaford SA 5169	600.00	100%	54.55
15/06/2020	5/16 Farrow Circuit, Seaford SA 5169	600.00	100%	54.55

Description	Reference	Gross(Incl GST)	GST Rate	GST
16/06/2020	5/16 Farrow Circuit, Seaford SA 5169	673.41	100%	
22/06/2020	5/16 Farrow Circuit, Seaford SA 5169	600.00	100%	54.55
30/06/2020	5/16 Farrow Circuit, Seaford SA 5169	340.78	100%	30.98
30/06/2020	5/16 Farrow Circuit, Seaford SA 5169	265.52	GST Free	0.00
		25,998.62		1,955.21
7/27 Lindsay Road, Lonsdale SA 5160				
30/08/2019	7/27 Lindsay Road, Lonsdale SA 5160	897.76	GST Free	0.00
30/09/2019	7/27 Lindsay Road, Lonsdale SA 5160	1,501.26	GST Free	0.00
31/10/2019	7/27 Lindsay Road, Lonsdale SA 5160	166.38	GST Free	0.00
01/11/2019	7/27 Lindsay Road, Lonsdale SA 5160	3,628.55	100%	329.87
29/11/2019	7/27 Lindsay Road, Lonsdale SA 5160	738.75	GST Free	
02/12/2019	7/27 Lindsay Road, Lonsdale SA 5160	3,628.55	100%	329.87
31/12/2019	7/27 Lindsay Road, Lonsdale SA 5160	1,002.64	GST Free	
31/12/2019	7/27 Lindsay Road, Lonsdale SA 5160	1,788.34	100%	162.58
02/01/2020	7/27 Lindsay Road, Lonsdale SA 5160	3,628.55	100%	329.87
03/02/2020	7/27 Lindsay Road, Lonsdale SA 5160	3,628.55	100%	329.87
28/02/2020	7/27 Lindsay Road, Lonsdale SA 5160	332.88	GST Free	0.00
02/03/2020	7/27 Lindsay Road, Lonsdale SA 5160	3,628.55	100%	329.87
31/03/2020	7/27 Lindsay Road, Lonsdale SA 5160	1,393.15	GST Free	
01/04/2020	7/27 Lindsay Road, Lonsdale SA 5160	3,628.55	100%	329.87
01/05/2020	7/27 Lindsay Road, Lonsdale SA 5160	3,628.55	100%	329.87
29/05/2020	7/27 Lindsay Road, Lonsdale SA 5160	326.05	GST Free	0.00
01/06/2020	7/27 Lindsay Road, Lonsdale SA 5160	3,628.55	100%	329.87
30/06/2020	7/27 Lindsay Road, Lonsdale SA 5160	1,393.15	GST Free	0.00
30/06/2020	7/27 Lindsay Road, Lonsdale SA 5160	14,514.22	100%	1,319.47
		53,082.98		4,121.01
		166,478.19		13,154.31
Total Sales	G1	166,478.19		
Total GST collected on Sales	1A			13,154.31
Expenses				
Capital Purchases				
Real Estate Properties (Australian - Non Residential)				
3/4 Florence Street, Hendon - Capital Work				
11/12/2019	3/4 Florence Street, Hendon - Capital Work	6,160.00	100%	560.00

Description	Reference	Gross(Inc GST)	GST Rate	GST
09/03/2020	3/4 Florence Street, Hendon - Capital Work	4,455.00	100%	405.00
		<u>10,615.00</u>		<u>965.00</u>
		10,615.00		965.00
Total Capital Purchases	G10	<u>10,615.00</u>		
Non Capital Purchases				
ASIC Fees				
ASIC Fees				
22/01/2020	ASIC Fees	267.00	GST Free	0.00
		<u>267.00</u>		<u>0.00</u>
		267.00		0.00
Advisor Fees				
Advisor Fees				
10/07/2019	Advisor Fees	110.00	75%	7.50
12/08/2019	Advisor Fees	110.00	75%	7.50
10/09/2019	Advisor Fees	110.00	75%	7.50
10/10/2019	Advisor Fees	110.00	75%	7.50
		<u>440.00</u>		<u>30.00</u>
		440.00		30.00
Postage, Printing and Stationery				
Postage, Printing and Stationery				
21/10/2019	Postage, Printing and Stationery	145.00	100%	13.18
		<u>145.00</u>		<u>13.18</u>
		145.00		13.18
Property Expenses - Council Rates				
17/109 Holt Street, Eagle Farm QLD 4009				
01/04/2020	17/109 Holt Street, Eagle Farm QLD 4009	1,028.75	GST Free	0.00
		<u>1,028.75</u>		<u>0.00</u>
3/4 Florence Street, Hendon SA 5014				
06/09/2019	3/4 Florence Street, Hendon SA 5014	1,143.00	GST Free	0.00
29/11/2019	3/4 Florence Street, Hendon SA 5014	1,143.00	GST Free	0.00
02/03/2020	3/4 Florence Street, Hendon SA 5014	1,143.00	GST Free	0.00
01/06/2020	3/4 Florence Street, Hendon SA 5014	1,142.85	GST Free	0.00
		<u>4,571.85</u>		<u>0.00</u>
5/16 Farrow Circuit, Seaford SA 5169				

Description	Reference	Gross(Inc GST)	GST Rate	GST
11/09/2019	5/16 Farrow Circuit, Seaford SA 5169	403.05	GST Free	0.00
29/11/2019	5/16 Farrow Circuit, Seaford SA 5169	401.00	GST Free	0.00
02/03/2020	5/16 Farrow Circuit, Seaford SA 5169	401.00	GST Free	0.00
01/06/2020	5/16 Farrow Circuit, Seaford SA 5169	401.00	GST Free	0.00
		1,606.05		0.00
7/27 Lindsay Road, Lonsdale SA 5160				
11/09/2019	7/27 Lindsay Road, Lonsdale SA 5160	407.78	GST Free	0.00
29/11/2019	7/27 Lindsay Road, Lonsdale SA 5160	407.00	GST Free	0.00
02/03/2020	7/27 Lindsay Road, Lonsdale SA 5160	407.00	GST Free	0.00
01/06/2020	7/27 Lindsay Road, Lonsdale SA 5160	407.00	GST Free	0.00
		1,628.78		0.00
8/27 Lindsay Road, Lonsdale SA 5160				
11/09/2019	8/27 Lindsay Road, Lonsdale SA 5160	407.78	GST Free	0.00
29/11/2019	8/27 Lindsay Road, Lonsdale SA 5160	407.00	GST Free	0.00
02/03/2020	8/27 Lindsay Road, Lonsdale SA 5160	407.00	GST Free	0.00
01/06/2020	8/27 Lindsay Road, Lonsdale SA 5160	407.00	GST Free	0.00
		1,628.78		0.00
		10,464.21		0.00
Property Expenses - Insurance Premium				
3/4 Florence Street, Hendon SA 5014				
27/09/2019	3/4 Florence Street, Hendon SA 5014	866.07	100%	78.73
27/09/2019	3/4 Florence Street, Hendon SA 5014	88.93	100%	8.08
14/10/2019	3/4 Florence Street, Hendon SA 5014	448.34	100%	40.76
		1,403.34		127.57
7/27 Lindsay Road, Lonsdale SA 5160				
17/07/2019	7/27 Lindsay Road, Lonsdale SA 5160	237.93	100%	21.63
19/08/2019	7/27 Lindsay Road, Lonsdale SA 5160	237.93	100%	21.63
17/09/2019	7/27 Lindsay Road, Lonsdale SA 5160	237.93	100%	21.63
17/10/2019	7/27 Lindsay Road, Lonsdale SA 5160	237.93	100%	21.63
19/11/2019	7/27 Lindsay Road, Lonsdale SA 5160	237.93	100%	21.63
17/12/2019	7/27 Lindsay Road, Lonsdale SA 5160	237.93	100%	21.63
17/01/2020	7/27 Lindsay Road, Lonsdale SA 5160	344.91	100%	31.36
18/02/2020	7/27 Lindsay Road, Lonsdale SA 5160	223.73	100%	20.34
17/03/2020	7/27 Lindsay Road, Lonsdale SA 5160	223.73	100%	20.34

Description	Reference	Gross(Inc GST)	GST Rate	GST
17/04/2020	7/27 Lindsay Road, Lonsdale SA 5160	223.73	100%	20.34
19/05/2020	7/27 Lindsay Road, Lonsdale SA 5160	223.73	100%	20.34
17/06/2020	7/27 Lindsay Road, Lonsdale SA 5160	223.73	100%	20.34
		2,891.14		262.84
		4,294.48		390.41

Property Expenses - Interest on Loans

17/109 Holt Street, Eagle Farm QLD 4009

16/02/2020	17/109 Holt Street, Eagle Farm QLD 4009	3,855.98	GST Free	
16/02/2020	17/109 Holt Street, Eagle Farm QLD 4009	30.00	GST Free	0.00
16/03/2020	17/109 Holt Street, Eagle Farm QLD 4009	3,610.45	GST Free	
16/03/2020	17/109 Holt Street, Eagle Farm QLD 4009	30.00	GST Free	0.00
16/04/2020	17/109 Holt Street, Eagle Farm QLD 4009	3,789.24	GST Free	
16/04/2020	17/109 Holt Street, Eagle Farm QLD 4009	30.00	GST Free	0.00
16/05/2020	17/109 Holt Street, Eagle Farm QLD 4009	3,594.91	GST Free	
16/05/2020	17/109 Holt Street, Eagle Farm QLD 4009	30.00	GST Free	0.00
16/06/2020	17/109 Holt Street, Eagle Farm QLD 4009	3,714.33	GST Free	
16/06/2020	17/109 Holt Street, Eagle Farm QLD 4009	30.00	GST Free	0.00
		18,714.91		0.00

3/4 Florence Street, Hendon SA 5014

31/07/2019	3/4 Florence Street, Hendon SA 5014	864.58	GST Free	
30/08/2019	3/4 Florence Street, Hendon SA 5014	769.39	GST Free	
30/09/2019	3/4 Florence Street, Hendon SA 5014	120.00	GST Free	0.00
30/09/2019	3/4 Florence Street, Hendon SA 5014	817.22	GST Free	0.00
31/10/2019	3/4 Florence Street, Hendon SA 5014	805.77	GST Free	0.00
29/11/2019	3/4 Florence Street, Hendon SA 5014	747.19	GST Free	0.00
31/12/2019	3/4 Florence Street, Hendon SA 5014	120.00	GST Free	0.00
31/12/2019	3/4 Florence Street, Hendon SA 5014	828.18	GST Free	0.00
31/01/2020	3/4 Florence Street, Hendon SA 5014	806.84	GST Free	0.00
28/02/2020	3/4 Florence Street, Hendon SA 5014	728.57	GST Free	0.00
31/03/2020	3/4 Florence Street, Hendon SA 5014	812.72	GST Free	0.00
31/03/2020	3/4 Florence Street, Hendon SA 5014	120.00	GST Free	0.00
30/04/2020	3/4 Florence Street, Hendon SA 5014	630.68	GST Free	0.00
29/05/2020	3/4 Florence Street, Hendon SA 5014	579.71	GST Free	0.00
30/06/2020	3/4 Florence Street, Hendon SA 5014	120.00	GST Free	0.00

Description	Reference	Gross(Inc GST)	GST Rate	GST
30/06/2020	3/4 Florence Street, Hendon SA 5014	570.17	GST Free	0.00
		<u>9,441.02</u>		<u>0.00</u>
		28,155.93		0.00

Property Expenses - Land Tax

3/4 Florence Street, Hendon SA 5014

17/09/2019	3/4 Florence Street, Hendon SA 5014	719.40	GST Free	0.00
		<u>719.40</u>		<u>0.00</u>

5/16 Farrow Circuit, Seaford SA 5169

17/09/2019	5/16 Farrow Circuit, Seaford SA 5169	336.85	GST Free	0.00
		<u>336.85</u>		<u>0.00</u>

7/27 Lindsay Road, Lonsdale SA 5160

17/09/2019	7/27 Lindsay Road, Lonsdale SA 5160	342.85	GST Free	0.00
		<u>342.85</u>		<u>0.00</u>

8/27 Lindsay Road, Lonsdale SA 5160

17/09/2019	8/27 Lindsay Road, Lonsdale SA 5160	342.85	GST Free	0.00
		<u>342.85</u>		<u>0.00</u>
		1,741.95		0.00

Property Expenses - Repairs Maintenance

5/16 Farrow Circuit, Seaford SA 5169

16/06/2020	5/16 Farrow Circuit, Seaford SA 5169	673.41	100%	61.22
		<u>673.41</u>		<u>61.22</u>
		673.41		61.22

Property Expenses - Strata Levy Fees

17/109 Holt Street, Eagle Farm QLD 4009

01/06/2020	17/109 Holt Street, Eagle Farm QLD 4009	1,567.74	GST Free	0.00
		<u>1,567.74</u>		<u>0.00</u>

5/16 Farrow Circuit, Seaford SA 5169

01/07/2019	5/16 Farrow Circuit, Seaford SA 5169	265.50	GST Free	0.00
01/10/2019	5/16 Farrow Circuit, Seaford SA 5169	265.50	GST Free	0.00
02/01/2020	5/16 Farrow Circuit, Seaford SA 5169	265.50	GST Free	0.00
01/04/2020	5/16 Farrow Circuit, Seaford SA 5169	265.50	GST Free	0.00
		<u>1,062.00</u>		<u>0.00</u>

7/27 Lindsay Road, Lonsdale SA 5160

01/08/2019	7/27 Lindsay Road, Lonsdale SA 5160	301.95	GST Free	0.00
------------	-------------------------------------	--------	----------	------

Description	Reference	Gross(Inc GST)	GST Rate	GST
01/11/2019	7/27 Lindsay Road, Lonsdale SA 5160	301.95	GST Free	0.00
03/02/2020	7/27 Lindsay Road, Lonsdale SA 5160	301.95	GST Free	0.00
01/05/2020	7/27 Lindsay Road, Lonsdale SA 5160	301.95	GST Free	0.00
		1,207.80		0.00
8/27 Lindsay Road, Lonsdale SA 5160				
01/08/2019	8/27 Lindsay Road, Lonsdale SA 5160	277.20	GST Free	0.00
01/11/2019	8/27 Lindsay Road, Lonsdale SA 5160	277.20	GST Free	0.00
03/02/2020	8/27 Lindsay Road, Lonsdale SA 5160	277.20	GST Free	0.00
01/05/2020	8/27 Lindsay Road, Lonsdale SA 5160	277.20	GST Free	0.00
		1,108.80		0.00
		4,946.34		0.00
Property Expenses - Sundry Expenses				
17/109 Holt Street, Eagle Farm QLD 4009				
15/04/2020	17/109 Holt Street, Eagle Farm QLD 4009	1,430.00	100%	130.00
		1,430.00		130.00
		1,430.00		130.00
Property Expenses - Water Rates				
17/109 Holt Street, Eagle Farm QLD 4009				
27/02/2020	17/109 Holt Street, Eagle Farm QLD 4009	215.72	GST Free	0.00
28/05/2020	17/109 Holt Street, Eagle Farm QLD 4009	223.34	GST Free	0.00
		439.06		0.00
3/4 Florence Street, Hendon SA 5014				
16/08/2019	3/4 Florence Street, Hendon SA 5014	264.32	GST Free	0.00
16/08/2019	3/4 Florence Street, Hendon SA 5014	7.87	GST Free	0.00
15/11/2019	3/4 Florence Street, Hendon SA 5014	3.41	GST Free	0.00
15/11/2019	3/4 Florence Street, Hendon SA 5014	264.32	GST Free	0.00
14/02/2020	3/4 Florence Street, Hendon SA 5014	264.32	GST Free	0.00
14/02/2020	3/4 Florence Street, Hendon SA 5014	5.69	GST Free	0.00
15/05/2020	3/4 Florence Street, Hendon SA 5014	5.69	GST Free	0.00
15/05/2020	3/4 Florence Street, Hendon SA 5014	264.32	GST Free	0.00
		1,079.94		0.00
5/16 Farrow Circuit, Seaford SA 5169				
10/10/2019	5/16 Farrow Circuit, Seaford SA 5169	170.89	GST Free	0.00
27/12/2019	5/16 Farrow Circuit, Seaford SA 5169	203.96	GST Free	0.00

Description	Reference	Gross(Inc GST)	GST Rate	GST
27/03/2020	5/16 Farrow Circuit, Seaford SA 5169	232.39	GST Free	
26/06/2020	5/16 Farrow Circuit, Seaford SA 5169	453.58	GST Free	
		<u>1,060.82</u>		<u>0.00</u>
7/27 Lindsay Road, Lonsdale SA 5160				
10/10/2019	7/27 Lindsay Road, Lonsdale SA 5160	159.60	GST Free	0.00
27/12/2019	7/27 Lindsay Road, Lonsdale SA 5160	166.44	GST Free	0.00
27/03/2020	7/27 Lindsay Road, Lonsdale SA 5160	159.61	GST Free	0.00
26/06/2020	7/27 Lindsay Road, Lonsdale SA 5160	163.03	GST Free	0.00
		<u>648.68</u>		<u>0.00</u>
8/27 Lindsay Road, Lonsdale SA 5160				
27/09/2019	8/27 Lindsay Road, Lonsdale SA 5160	166.38	GST Free	0.00
27/12/2019	8/27 Lindsay Road, Lonsdale SA 5160	166.44	GST Free	0.00
27/03/2020	8/27 Lindsay Road, Lonsdale SA 5160	166.44	GST Free	0.00
26/06/2020	8/27 Lindsay Road, Lonsdale SA 5160	169.85	GST Free	0.00
		<u>669.11</u>		<u>0.00</u>
		<u>3,897.61</u>		<u>0.00</u>
Real Estate Properties (Australian - Non Residential)				
17/109 Holt Street, Eagle Farm QLD 4009				
		<u>0.00</u>		<u>0.00</u>
		<u>0.00</u>		<u>0.00</u>
Shares in Listed Companies (Australian)				
AGL Energy Limited.				
		<u>0.00</u>		<u>0.00</u>
Alumina Limited				
		<u>0.00</u>		<u>0.00</u>
ASX Limited				
		<u>0.00</u>		<u>0.00</u>
Australia And New Zealand Banking Group Limited				
		<u>0.00</u>		<u>0.00</u>
BHP Group Limited				
		<u>0.00</u>		<u>0.00</u>
Brambles Limited				
		<u>0.00</u>		<u>0.00</u>
Commonwealth Bank Of Australia.				

Description	Reference	Gross(Inc GST)	GST Rate	GST
		0.00		0.00
Downer Edi Limited		0.00		0.00
Estia Health Limited		0.00		0.00
Insurance Australia Group Limited		0.00		0.00
Janus Henderson Group Plc		0.00		0.00
Japara Healthcare Limited		0.00		0.00
Mineral Resources Limited		0.00		0.00
Qantas Airways Limited		0.00		0.00
QBE Insurance Group Limited		0.00		0.00
Regis Healthcare Limited		0.00		0.00
RIO Tinto Limited		0.00		0.00
Wesfarmers Limited		0.00		0.00
Westpac Banking Corporation		0.00		0.00
Whitehaven Coal Limited		0.00		0.00
Woodside Petroleum Ltd		0.00		0.00
		0.00		0.00
Units in Listed Unit Trusts (Australian)				
Atlas Arteria		0.00		0.00
Goodman Group				

Description	Reference	Gross(Incl GST)	GST Rate	GST
		0.00		0.00
Spark Infrastructure Group		0.00		0.00
		0.00		0.00
Total Non Capital Purchases	G11	<u>56,455.93</u>		
Total GST Paid on Purchases	1B			<u>1,589.81</u>

BAS Summary

Total Sales	G1	166,478.19	Total GST Collected on Sales	1A	13,154.31
Total Capital Purchases	G10	10,615.00	Total GST Paid on Purchases	1B	1,589.81
Total Non Capital Purchases	G11	56,455.93	GST Payable / (Refundable)		11,564.50

GST [Summary - Cash]

July 2019 To June 2020

Code	Description	Rate	Sale Value	Purchase Value	Tax Collected	Tax Paid
CAP	Capital Acquisitions	10.00%		\$6,160.00		\$560.00
FRE	GST Free	0.00%	\$162,556.34	\$81,874.18		
GC	Capital Accquisit-Going Conern	0.00%		\$900,000.00		
GST	GST Collected	10.00%	\$144,586.74	\$26,740.04	\$13,144.23	\$2,430.93
N-T	Not Reportable	0.00%	\$143,677.42	-\$585,081.74		
Total:					\$13,144.23	\$2,990.93

Net GST \$10153.30

This report includes Year-End Adjustments.



Australian Government
Australian Taxation Office

Agent PDK FINANCIAL SYNERGY PTY LTD
Client THE TRUSTEE FOR CROSSLEY STEPHENSON SUPERANNUATION FUND
ABN 24 718 507 814
TFN 929 119 949

Activity statement 001

Tax type summary

Financial Year 2020
Period 01 July 2019 - 30 June 2020

Type

Description	Balance
Goods & Services Tax	\$10,154.00 DR
Pay as you go Instalments	\$14,543.00 DR



Australian Government
Australian Taxation Office

Agent PDK FINANCIAL SYNERGY PTY LTD
Client THE TRUSTEE FOR CROSSLEY STEPHENSON SUPERANNUATION FUND
ABN 24 718 507 814

Print activity statement

Account	Period	Document ID	GST accounting method
Activity statement – 001 – THE TRUSTEE FOR CROSSLEY STEPHENSON SUPERANNUATION FUND	Jul 2019 – Sep 2019	42855594673	Cash

Receipt ID	3850309400
Date lodged	07 October 2019
Payment due date	11 November 2019

Statement summary

Description	Reported Value	Owed to ATO	Owed by ATO
Goods and services tax (GST)			
1A Owed to ATO		\$2,551.00	
1B Owed by ATO			\$263.00
G1 Total sales	\$42,423.00		
Does this include GST?	Yes		
PAYG income tax instalment			
5A Owed to ATO		\$1,721.00	
5B Owed by ATO			\$0.00
T7 Instalment amount – Based on the notional tax \$ 6,556.68 from the 2018 assessment.	\$1,721.00		
T8 Estimated tax for year	\$0.00		
T9 Varied amount payable for quarter	\$0.00		
T4 Reason for variation			

Amount owing to ATO

\$4,009.00

BPAY®



Biller code 75556
Ref 247185078140560

Telephone and Internet Banking - BPAY®

Contact your bank or financial institution to make this payment from your cheque, savings, debit or credit card account.

For more information see www.bpay.com.au

Australia Post



Australian Government
Australian Taxation Office

Agent PDK FINANCIAL SYNERGY PTY LTD
Client THE TRUSTEE FOR CROSSLEY STEPHENSON SUPERANNUATION FUND
ABN 24 718 507 814

Print activity statement

Account	Period	Document ID	GST accounting method
Activity statement – 001 – THE TRUSTEE FOR CROSSLEY STEPHENSON SUPERANNUATION FUND	Oct 2019 – Dec 2019	42998066673	Cash

Receipt ID	3738728133
Date lodged	08 January 2020
Payment due date	28 February 2020

Statement summary

Description	Reported Value	Owed to ATO	Owed by ATO
Goods and services tax (GST)			
1A Owed to ATO		\$2,611.00	
1B Owed by ATO			\$1,429.00
G1 Total sales	\$40,769.00		
Does this include GST?	Yes		
PAYG income tax instalment			
5A Owed to ATO		\$5,550.00	
5B Owed by ATO			\$0.00
T7 Instalment amount – Based on the notional tax \$ 13,851.50 from the 2019 assessment.	\$5,550.00		
T8 Estimated tax for year	\$0.00		
T9 Varied amount payable for quarter	\$0.00		
T4 Reason for variation			

Amount owing to ATO

\$6,732.00

BPAY®



Biller code 75556
Ref 247185078140560

Telephone and Internet Banking - BPAY®

Contact your bank or financial institution to make this payment from your cheque, savings, debit or credit card account.

For more information see www.bpay.com.au

Australia Post



Australian Government
Australian Taxation Office

Agent PDK FINANCIAL SYNERGY PTY LTD
Client THE TRUSTEE FOR CROSSLEY STEPHENSON SUPERANNUATION FUND
ABN 24 718 507 814

Print activity statement

Account	Period	Document ID	GST accounting method
Activity statement – 001 – THE TRUSTEE FOR CROSSLEY STEPHENSON SUPERANNUATION FUND	Jan 2020 – Mar 2020	43141629194	Cash

Receipt ID	8929492150
Date lodged	16 April 2020
Payment due date	26 May 2020

Statement summary

Description	Reported Value	Owed to ATO	Owed by ATO
Goods and services tax (GST)			
1A Owed to ATO		\$4,167.00	
1B Owed by ATO			\$870.00
G1 Total sales	\$168,935.00		
Does this include GST?	Yes		
PAYG income tax instalment			
5A Owed to ATO		\$3,636.00	
5B Owed by ATO			\$0.00
T7 Instalment amount – Based on the notional tax \$ 13,851.50 from the 2019 assessment.	\$3,636.00		
T8 Estimated tax for year	\$0.00		
T9 Varied amount payable for quarter	\$0.00		
T4 Reason for variation			

Amount owing to ATO

\$6,933.00

BPAY®



Biller code 75556
Ref 247185078140560

Telephone and Internet Banking - BPAY®

Contact your bank or financial institution to make this payment from your cheque, savings, debit or credit card account.

For more information see www.bpay.com.au

Australia Post



Australian Government
Australian Taxation Office

Agent PDK FINANCIAL SYNERGY PTY LTD
Client THE TRUSTEE FOR CROSSLEY STEPHENSON SUPERANNUATION FUND
ABN 24 718 507 814

Print activity statement

Account	Period	Document ID	GST accounting method
Activity statement – 001 – THE TRUSTEE FOR CROSSLEY STEPHENSON SUPERANNUATION FUND	Apr 2020 – Jun 2020	44092774550	Cash

Receipt ID	3039288515
Date lodged	10 July 2020
Payment due date	25 August 2020

Statement summary

Description	Reported Value	Owed to ATO	Owed by ATO
Goods and services tax (GST)			
1A Owed to ATO		\$3,814.00	
1B Owed by ATO			\$427.00
G1 Total sales	\$56,088.00		
Does this include GST?	Yes		
PAYG income tax instalment			
5A Owed to ATO		\$3,636.00	
5B Owed by ATO			\$0.00
T7 Instalment amount – Based on the notional tax \$ 13,851.50 from the 2019 assessment.	\$3,636.00		
T8 Estimated tax for year	\$0.00		
T9 Varied amount payable for quarter	\$0.00		
T4 Reason for variation			

Amount owing to ATO

\$7,023.00

BPAY®



Biller code 75556
Ref 247185078140560

Telephone and Internet Banking - BPAY®

Contact your bank or financial institution to make this payment from your cheque, savings, debit or credit card account.

For more information see www.bpay.com.au

Australia Post

WORK PAPERS 2020

**GST Reconciliation
Summary of BAS
Cash Basis**

	GST COLLECTED	GST PAID	PAYG WHHLDG	PAYG INSTAL.	NET GST AMOUNT	NET amount
Sep-19	2551	263		1721	2288	4009
Dec-19	2611	1429		5550	1182	6732
Mar-20	4167	870		3636	3297	6933
Jun-20	3814	427		3636	3387	7023
	13143	2989	0	14543	10154	24697
BGL (cash)	13,154.31	1589.81			11564.5	
<i>Diff</i>	<i>-11.31</i>	<i>1399.19</i>	<i>1410.5</i>			

GST reconciliation

GST per BAS	10,154
--------------------	---------------

reduced credit acquisition - claim 75% GST BGL 75% lodged 100%

investment management services (hillross)	30	40.00	10.00
---	----	-------	-------

other adjustments

BGL BAS

accounting and audit fees - gst not claimable	660.00
no GST on Zurich life insurance premiums	96.42
no GST on AMP life insurance premiums	298.32
no GST on Settlement	218.34
no GST on Strata	129.44
minor/rounding	-2.02
	1,410.50

GST per BGL	11,564.50
--------------------	------------------

Jun 20 BAS	3,387.00 Cr
GST overclaimed	1,410.50
C/F bal from 2019	4,430.77
GST on rent debtors	5,150.76
Other/Rounding	0.00

14,379.03 Cr

Receivables With Tax

As of 30/06/2020

Name	Amount Outstanding	Tax Outstanding
Crossfit Esplanade	\$606.30	\$49.04
Metal Manufacturers Limited	\$56,118.90	\$5,101.72
Total:	\$56,725.20	\$5,150.76
Receivables Account:	\$56,725.20	
Out of Balance Amount:	\$0.00	

85000 - Income Tax Payable/Refundable

2020 Financial Year

Preparer Kelly Fu

Reviewer Kelly Fu

Status Completed

Account Code	Description	CY Balance	LY Balance	Change
85000	Income Tax Payable/Refundable	(\$1,882.10)	(\$6,903.50)	(72.74)%
TOTAL		CY Balance	LY Balance	
		(\$1,882.10)	(\$6,903.50)	

Supporting Documents

- Statement of Taxable Income [Report](#)
- Tax Reconciliation Report [Report](#)
- 85000 - ATO ITA.pdf

Standard Checklist

- Attach Actuarial Certificate (if applicable)
- Attach any other Tax reconciliations
- Attach copy of Exempt Pension Reconciliation (if applicable)
- Attach copy of Non Deductible Expense Reconciliation (if applicable)
- Attach copy of Statement of Taxable Income
- Attach copy of Tax Reconciliation Report
- Confirm Transactions in ATO Portal

Crossley Stephenson Superannuation Fund

Statement of Taxable Income

For the year ended 30 June 2020

	2020
	\$
Benefits accrued as a result of operations	221,364.39
Less	
Realised Accounting Capital Gains	20,292.38
Accounting Trust Distributions	618.11
Non Taxable Contributions	86,902.09
Tax Adjustment - Capital Works Expenditure (D1)	24,679.00
	<u>132,491.58</u>
Add	
Other Non Deductible Expenses	9,066.31
Decrease in MV of investments	7,678.14
Franking Credits	1,027.09
Foreign Credits	0.16
Net Capital Gains	9,309.00
Taxable Trust Distributions	226.43
Distributed Foreign income	168.88
	<u>27,476.01</u>
SMSF Annual Return Rounding	0.18
	<u>116,349.00</u>
Taxable Income or Loss	<u>116,349.00</u>
Income Tax on Taxable Income or Loss	17,452.35
Less	
Franking Credits	1,027.09
Foreign Credits	0.16
	<u>16,425.10</u>
CURRENT TAX OR REFUND	<u>16,425.10</u>
Supervisory Levy	259.00
Income Tax Instalments Paid	(14,543.00)
AMOUNT DUE OR REFUNDABLE	<u>2,141.10</u>

Crossley Stephenson Superannuation Fund

Tax Reconciliation Report

For the year ended 30 June 2020

Tax Return Label	Date	Account Code	Account Name	Amount \$
A - Net capital gain				
				9,309.41
Sub-Total				9,309.41
Ignore Cents				0.41
Total				9,309.00
B - Income - Gross rent and other leasing and hiring income				
	06/08/2019	28000/STUCROSS31	5/16 Farrow Circuit, Seaford SA 5169	1,018.18
	13/08/2019	28000/STUCROSS31	5/16 Farrow Circuit, Seaford SA 5169	509.09
	15/08/2019	28000/STUCROSS31	5/16 Farrow Circuit, Seaford SA 5169	345.70
	15/08/2019	28000/STUCROSS31	5/16 Farrow Circuit, Seaford SA 5169	179.73
	30/08/2019	28000/STUCROSS11	7/27 Lindsay Road, Lonsdale SA 5160	897.76
	16/09/2019	28000/STUCROSS31	5/16 Farrow Circuit, Seaford SA 5169	747.70
	16/09/2019	28000/STUCROSS31	5/16 Farrow Circuit, Seaford SA 5169	1,873.04
	23/09/2019	28000/STUCROSS31	5/16 Farrow Circuit, Seaford SA 5169	509.09
	30/09/2019	28000/STUCROSS31	5/16 Farrow Circuit, Seaford SA 5169	509.09
	30/09/2019	28000/STUCROSS11	7/27 Lindsay Road, Lonsdale SA 5160	1,501.26
	30/09/2019	28000/CSSFHENDON	3/4 Florence Street, Hendon SA 5014	2,134.59
	14/10/2019	28000/STUCROSS31	5/16 Farrow Circuit, Seaford SA 5169	509.09
	15/10/2019	28000/STUCROSS31	5/16 Farrow Circuit, Seaford SA 5169	345.70
	15/10/2019	28000/STUCROSS31	5/16 Farrow Circuit, Seaford SA 5169	179.73
	30/10/2019	28000/STUCROSS31	5/16 Farrow Circuit, Seaford SA 5169	345.70
	30/10/2019	28000/STUCROSS31	5/16 Farrow Circuit, Seaford SA 5169	179.73
	31/10/2019	28000/STUCROSS11	7/27 Lindsay Road, Lonsdale SA 5160	166.38
	01/11/2019	28000/STUCROSS11	7/27 Lindsay Road, Lonsdale SA 5160	3,298.68
	12/11/2019	28000/STUCROSS31	5/16 Farrow Circuit, Seaford SA 5169	509.09
	19/11/2019	28000/STUCROSS31	5/16 Farrow Circuit, Seaford SA 5169	1,018.18
	29/11/2019	28000/STUCROSS11	7/27 Lindsay Road, Lonsdale SA 5160	738.75
	29/11/2019	28000/CSSFHENDON	3/4 Florence Street, Hendon SA 5014	130.92
	29/11/2019	28000/CSSFHENDON	3/4 Florence Street, Hendon SA 5014	1,156.75
	02/12/2019	28000/STUCROSS11	7/27 Lindsay Road, Lonsdale SA 5160	3,298.68
	03/12/2019	28000/STUCROSS31	5/16 Farrow Circuit, Seaford SA 5169	1,686.36
	04/12/2019	28000/STUCROSS31	5/16 Farrow Circuit, Seaford SA 5169	198.30
	04/12/2019	28000/STUCROSS31	5/16 Farrow Circuit, Seaford SA 5169	401.05
	31/12/2019	28000/STUCROSS11	7/27 Lindsay Road, Lonsdale SA 5160	1,002.64
	31/12/2019	28000/STUCROSS11	7/27 Lindsay Road, Lonsdale SA 5160	1,625.76
	31/12/2019	28000/CSSFHENDON	3/4 Florence Street, Hendon SA 5014	1,410.73
	02/01/2020	28000/STUCROSS11	7/27 Lindsay Road, Lonsdale SA 5160	3,298.68
	07/01/2020	28000/STUCROSS31	5/16 Farrow Circuit, Seaford SA 5169	808.40
	07/01/2020	28000/STUCROSS31	5/16 Farrow Circuit, Seaford SA 5169	265.76
	14/01/2020	28000/STUCROSS31	5/16 Farrow Circuit, Seaford SA 5169	1,050.91

Crossley Stephenson Superannuation Fund**Tax Reconciliation Report**

For the year ended 30 June 2020

Tax Return Label	Date	Account Code	Account Name	Amount \$
B - Income - Gross rent and other leasing and hiring income				
	16/01/2020	28000/STUCROSS31	5/16 Farrow Circuit, Seaford SA 5169	369.50
	16/01/2020	28000/CSSF_EAGALFAR M	17/109 Holt Street, Eagle Farm QLD 4009	2,419.35
	16/01/2020	28000/STUCROSS31	5/16 Farrow Circuit, Seaford SA 5169	203.55
	21/01/2020	28000/STUCROSS31	5/16 Farrow Circuit, Seaford SA 5169	554.55
	03/02/2020	28000/STUCROSS31	5/16 Farrow Circuit, Seaford SA 5169	554.55
	03/02/2020	28000/CSSF_EAGALFAR M	17/109 Holt Street, Eagle Farm QLD 4009	5,000.00
	03/02/2020	28000/STUCROSS11	7/27 Lindsay Road, Lonsdale SA 5160	3,298.68
	10/02/2020	28000/CSSF_EAGALFAR M	17/109 Holt Street, Eagle Farm QLD 4009	300.00
	11/02/2020	28000/STUCROSS31	5/16 Farrow Circuit, Seaford SA 5169	554.55
	18/02/2020	28000/STUCROSS31	5/16 Farrow Circuit, Seaford SA 5169	182.00
	18/02/2020	28000/STUCROSS31	5/16 Farrow Circuit, Seaford SA 5169	381.80
	26/02/2020	28000/STUCROSS31	5/16 Farrow Circuit, Seaford SA 5169	529.09
	28/02/2020	28000/STUCROSS11	7/27 Lindsay Road, Lonsdale SA 5160	332.88
	02/03/2020	28000/STUCROSS11	7/27 Lindsay Road, Lonsdale SA 5160	3,298.68
	03/03/2020	28000/STUCROSS31	5/16 Farrow Circuit, Seaford SA 5169	529.09
	09/03/2020	28000/CSSF_EAGALFAR M	17/109 Holt Street, Eagle Farm QLD 4009	4,818.18
	09/03/2020	28000/CSSF_EAGALFAR M	17/109 Holt Street, Eagle Farm QLD 4009	215.72
	10/03/2020	28000/STUCROSS31	5/16 Farrow Circuit, Seaford SA 5169	529.09
	16/03/2020	28000/STUCROSS31	5/16 Farrow Circuit, Seaford SA 5169	1,109.09
	16/03/2020	28000/CSSF_EAGALFAR M	17/109 Holt Street, Eagle Farm QLD 4009	481.82
	30/03/2020	28000/CSSF_EAGALFAR M	17/109 Holt Street, Eagle Farm QLD 4009	1,028.75
	30/03/2020	28000/CSSF_EAGALFAR M	17/109 Holt Street, Eagle Farm QLD 4009	5,300.00
	31/03/2020	28000/STUCROSS11	7/27 Lindsay Road, Lonsdale SA 5160	1,393.15
	31/03/2020	28000/CSSFHENDON	3/4 Florence Street, Hendon SA 5014	1,413.01
	01/04/2020	28000/STUCROSS11	7/27 Lindsay Road, Lonsdale SA 5160	3,298.68
	27/04/2020	28000/STUCROSS31	5/16 Farrow Circuit, Seaford SA 5169	374.20
	27/04/2020	28000/CSSF_EAGALFAR M	17/109 Holt Street, Eagle Farm QLD 4009	5,300.00
	27/04/2020	28000/STUCROSS31	5/16 Farrow Circuit, Seaford SA 5169	612.45
	01/05/2020	28000/STUCROSS11	7/27 Lindsay Road, Lonsdale SA 5160	3,298.68
	29/05/2020	28000/STUCROSS11	7/27 Lindsay Road, Lonsdale SA 5160	326.05
	01/06/2020	28000/STUCROSS31	5/16 Farrow Circuit, Seaford SA 5169	909.09
	01/06/2020	28000/CSSF_EAGALFAR M	17/109 Holt Street, Eagle Farm QLD 4009	5,300.00
	01/06/2020	28000/STUCROSS11	7/27 Lindsay Road, Lonsdale SA 5160	3,298.68
	01/06/2020	28000/CSSF_EAGALFAR M	17/109 Holt Street, Eagle Farm QLD 4009	1,791.08
	09/06/2020	28000/STUCROSS31	5/16 Farrow Circuit, Seaford SA 5169	175.10

Crossley Stephenson Superannuation Fund

Tax Reconciliation Report

For the year ended 30 June 2020

Tax Return Label	Date	Account Code	Account Name	Amount \$
B - Income - Gross rent and other leasing and hiring income				
	09/06/2020	28000/STUCROSS31	5/16 Farrow Circuit, Seaford SA 5169	401.01
	11/06/2020	28000/STUCROSS31	5/16 Farrow Circuit, Seaford SA 5169	545.45
	15/06/2020	28000/STUCROSS31	5/16 Farrow Circuit, Seaford SA 5169	545.45
	16/06/2020	28000/STUCROSS31	5/16 Farrow Circuit, Seaford SA 5169	(673.41)
	16/06/2020	28000/STUCROSS31	5/16 Farrow Circuit, Seaford SA 5169	673.41
	22/06/2020	28000/STUCROSS31	5/16 Farrow Circuit, Seaford SA 5169	545.45
	29/06/2020	28000/CSSF_EAGALFARM	17/109 Holt Street, Eagle Farm QLD 4009	5,300.00
	30/06/2020	28000/STUCROSS11	7/27 Lindsay Road, Lonsdale SA 5160	1,393.15
	30/06/2020	28000/CSSFHENDON	3/4 Florence Street, Hendon SA 5014	1,412.86
	30/06/2020	28000/CSSFHENDON	3/4 Florence Street, Hendon SA 5014	37,824.09
	30/06/2020	28000/STUCROSS11	7/27 Lindsay Road, Lonsdale SA 5160	13,194.75
	30/06/2020	28000/STUCROSS11	7/27 Lindsay Road, Lonsdale SA 5160	(24,436.63)
	30/06/2020	28000/STUCROSS21	8/27 Lindsay Road, Lonsdale SA 5160	24,436.63
	30/06/2020	28000/STUCROSS31	5/16 Farrow Circuit, Seaford SA 5169	309.80
	30/06/2020	28000/STUCROSS31	5/16 Farrow Circuit, Seaford SA 5169	265.52
Sub-Total				155,069.82
Ignore Cents				0.82
Total				155,069.00
C - Income - Gross interest				
	31/07/2019	25000/Westpac DIY Super Sa	Westpac DIY Super Savings Account ***1810	0.81
	31/07/2019	25000/WBC291829	Westpac DIY Super Working Account ***1829	1.76
	30/08/2019	25000/Westpac DIY Super Sa	Westpac DIY Super Savings Account ***1810	0.77
	30/08/2019	25000/WBC291829	Westpac DIY Super Working Account ***1829	1.21
	30/09/2019	25000/Westpac DIY Super Sa	Westpac DIY Super Savings Account ***1810	1.34
	30/09/2019	25000/WBC291829	Westpac DIY Super Working Account ***1829	0.79
	31/10/2019	25000/Westpac DIY Super Sa	Westpac DIY Super Savings Account ***1810	0.41
	31/10/2019	25000/WBC291829	Westpac DIY Super Working Account ***1829	0.61
	29/11/2019	25000/Westpac DIY Super Sa	Westpac DIY Super Savings Account ***1810	0.33
	29/11/2019	25000/WBC291829	Westpac DIY Super Working Account ***1829	0.28
	31/12/2019	25000/Westpac DIY Super Sa	Westpac DIY Super Savings Account ***1810	0.66
	31/12/2019	25000/WBC291829	Westpac DIY Super Working Account ***1829	5.22
	31/01/2020	25000/Westpac DIY Super Sa	Westpac DIY Super Savings Account ***1810	0.22
	31/01/2020	25000/WBC291829	Westpac DIY Super Working Account ***1829	4.21
	28/02/2020	25000/Westpac DIY Super Sa	Westpac DIY Super Savings Account ***1810	0.03
	28/02/2020	25000/WBC291829	Westpac DIY Super Working Account	0.61

Crossley Stephenson Superannuation Fund

Tax Reconciliation Report

For the year ended 30 June 2020

Tax Return Label	Date	Account Code	Account Name	Amount \$
C - Income - Gross interest				
			***1829	
	31/03/2020	25000/WBC291829	Westpac DIY Super Working Account ***1829	0.42
	31/03/2020	25000/Westpac DIY Super Sa	Westpac DIY Super Savings Account ***1810	0.04
	30/04/2020	25000/WBC291829	Westpac DIY Super Working Account ***1829	0.23
	29/05/2020	25000/Westpac DIY Super Sa	Westpac DIY Super Savings Account ***1810	0.02
	29/05/2020	25000/WBC291829	Westpac DIY Super Working Account ***1829	0.26
	30/06/2020	25000/WBC291829	Westpac DIY Super Working Account ***1829	0.14
	30/06/2020	25000/Westpac DIY Super Sa	Westpac DIY Super Savings Account ***1810	0.05
Sub-Total				20.42
Ignore Cents				0.42
Total				20.00
D1 - Income - Gross foreign income				
	30/06/2020	23800/STW.AX	Spdr S&p/asx 200 Fund	1.49
	30/06/2020	23800/ALX.AX	Atlas Arteria	167.55
Sub-Total				169.04
Ignore Cents				0.04
Total				169.00
D - Income - Net foreign income				
	30/06/2020	23800/STW.AX	Spdr S&p/asx 200 Fund	1.49
	30/06/2020	23800/ALX.AX	Atlas Arteria	167.55
Sub-Total				169.04
Ignore Cents				0.04
Total				169.00
J - Unfranked dividend amount				
	28/08/2019	23900/JHG.AX	Janus Henderson Group Plc	52.87
	19/09/2019	23900/WHC.AX	Whitehaven Coal Limited	267.93
	20/09/2019	23900/AGL.AX	AGL Energy Limited.	46.34
	30/09/2019	23900/IAG.AX	Insurance Australia Group Limited	42.78
	02/10/2019	23900/DOW.AX	Downer Edi Limited	114.24
	04/10/2019	23900/QBE.AX	QBE Insurance Group Limited	27.10
	10/10/2019	23900/BXB.AX	Brambles Limited	48.22
	22/10/2019	23900/BXB.AX	Brambles Limited	80.75
	25/11/2019	23900/JHG.AX	Janus Henderson Group Plc	52.06
	18/12/2019	23900/ANZ.AX	Australia And New Zealand Banking Group Limited	41.76
Sub-Total				774.05
Ignore Cents				0.05
Total				774.00
K - Franked dividend amount				

Crossley Stephenson Superannuation Fund**Tax Reconciliation Report**

For the year ended 30 June 2020

Tax Return Label	Date	Account Code	Account Name	Amount \$
K - Franked dividend amount				
	01/07/2019	23900/ANZ.AX	Australia And New Zealand Banking Group Limited	136.00
	12/09/2019	23900/AWC.AX	Alumina Limited	145.26
	19/09/2019	23900/WHC.AX	Whitehaven Coal Limited	75.57
	19/09/2019	23900/RIO.AX	RIO Tinto Limited	221.46
	20/09/2019	23900/AGL.AX	AGL Energy Limited.	185.34
	20/09/2019	23900/WPL.AX	Woodside Petroleum Ltd	86.25
	25/09/2019	23900/BHP.AX	BHP Group Limited	276.30
	26/09/2019	23900/REG.AX	Regis Healthcare Limited	86.74
	26/09/2019	23900/CBA.AX	Commonwealth Bank Of Australia.	203.28
	30/09/2019	23900/IAG.AX	Insurance Australia Group Limited	99.82
	02/10/2019	23900/DOW.AX	Downer Edi Limited	114.24
	02/10/2019	23900/EHE.AX	Estia Health Limited	115.44
	04/10/2019	23900/QBE.AX	QBE Insurance Group Limited	40.65
	04/10/2019	23900/MIN.AX	Mineral Resources Limited	65.10
	09/10/2019	23900/WES.AX	Wesfarmers Limited	109.98
	10/10/2019	23900/BXB.AX	Brambles Limited	20.66
	18/12/2019	23900/ANZ.AX	Australia And New Zealand Banking Group Limited	97.44
	20/12/2019	23900/WBC.AX	Westpac Banking Corporation	207.20
Sub-Total				2,286.73
Ignore Cents				0.73
Total				2,286.00
L - Income - Dividend franking credit				
	01/07/2019	23900/ANZ.AX	Australia And New Zealand Banking Group Limited	58.29
	12/09/2019	23900/AWC.AX	Alumina Limited	62.25
	19/09/2019	23900/WHC.AX	Whitehaven Coal Limited	32.39
	19/09/2019	23900/RIO.AX	RIO Tinto Limited	94.91
	20/09/2019	23900/AGL.AX	AGL Energy Limited.	79.43
	20/09/2019	23900/WPL.AX	Woodside Petroleum Ltd	36.96
	25/09/2019	23900/BHP.AX	BHP Group Limited	118.41
	26/09/2019	23900/REG.AX	Regis Healthcare Limited	37.17
	26/09/2019	23900/CBA.AX	Commonwealth Bank Of Australia.	87.12
	30/09/2019	23900/IAG.AX	Insurance Australia Group Limited	42.78
	02/10/2019	23900/DOW.AX	Downer Edi Limited	48.96
	02/10/2019	23900/EHE.AX	Estia Health Limited	49.47
	04/10/2019	23900/QBE.AX	QBE Insurance Group Limited	17.42
	04/10/2019	23900/MIN.AX	Mineral Resources Limited	27.90
	09/10/2019	23900/WES.AX	Wesfarmers Limited	47.13
	10/10/2019	23900/BXB.AX	Brambles Limited	8.85
	18/12/2019	23900/ANZ.AX	Australia And New Zealand Banking Group Limited	41.76
	20/12/2019	23900/WBC.AX	Westpac Banking Corporation	88.80

Crossley Stephenson Superannuation Fund

Tax Reconciliation Report

For the year ended 30 June 2020

Tax Return Label	Date	Account Code	Account Name	Amount \$
L - Income - Dividend franking credit				
Sub-Total				980.00
Ignore Cents				0.00
Total				980.00
M - Gross trust distributions				
	30/06/2020	23800/STW.AX	Spdr S&p/asx 200 Fund	83.36
	30/06/2020	23800/APA.AX	Apa Group	79.21
	30/06/2020	23800/SKI.AX	Spark Infrastructure Group	110.95
Sub-Total				273.52
Ignore Cents				0.52
Total				273.00
R1 - Assessable employer contributions				
	29/07/2019	24200/CROSTU00001A	(Contributions) Crossley, Stuart - Accumulation (Accumulation)	2,416.66
	27/08/2019	24200/CROSTU00001A	(Contributions) Crossley, Stuart - Accumulation (Accumulation)	2,416.66
	24/09/2019	24200/STESHA00001A	(Contributions) Stephenson, Sharon - Accumulation (Accumulation)	83.84
	30/09/2019	24200/CROSTU00001A	(Contributions) Crossley, Stuart - Accumulation (Accumulation)	2,416.66
	16/10/2019	24200/STESHA00001A	(Contributions) Stephenson, Sharon - Accumulation (Accumulation)	477.21
	28/10/2019	24200/CROSTU00001A	(Contributions) Crossley, Stuart - Accumulation (Accumulation)	2,416.66
	19/11/2019	24200/STESHA00001A	(Contributions) Stephenson, Sharon - Accumulation (Accumulation)	76.34
	29/11/2019	24200/CROSTU00001A	(Contributions) Crossley, Stuart - Accumulation (Accumulation)	2,416.66
	11/12/2019	24200/STESHA00001A	(Contributions) Stephenson, Sharon - Accumulation (Accumulation)	84.52
	19/12/2019	24200/CROSTU00001A	(Contributions) Crossley, Stuart - Accumulation (Accumulation)	2,416.66
	06/01/2020	24200/STESHA00001A	(Contributions) Stephenson, Sharon - Accumulation (Accumulation)	23,097.91
	22/01/2020	24200/STESHA00001A	(Contributions) Stephenson, Sharon - Accumulation (Accumulation)	394.98
	28/01/2020	24200/CROSTU00001A	(Contributions) Crossley, Stuart - Accumulation (Accumulation)	2,416.66
	04/02/2020	24200/STESHA00001A	(Contributions) Stephenson, Sharon - Accumulation (Accumulation)	74.98
	03/03/2020	24200/CROSTU00001A	(Contributions) Crossley, Stuart - Accumulation (Accumulation)	2,416.66
	31/03/2020	24200/CROSTU00001A	(Contributions) Crossley, Stuart - Accumulation (Accumulation)	2,416.66
	15/04/2020	24200/STESHA00001A	(Contributions) Stephenson, Sharon - Accumulation (Accumulation)	446.21
	27/04/2020	24200/CROSTU00001A	(Contributions) Crossley, Stuart - Accumulation (Accumulation)	2,501.25
	26/05/2020	24200/STESHA00001A	(Contributions) Stephenson, Sharon - Accumulation (Accumulation)	73.05
	26/05/2020	24200/STESHA00001A	(Contributions) Stephenson, Sharon - Accumulation (Accumulation)	58.43
	29/05/2020	24200/CROSTU00001A	(Contributions) Crossley, Stuart - Accumulation (Accumulation)	2,501.25
	22/06/2020	24200/CROSTU00001A	(Contributions) Crossley, Stuart - Accumulation (Accumulation)	2,501.25

Crossley Stephenson Superannuation Fund

Tax Reconciliation Report

For the year ended 30 June 2020

Tax Return Label	Date	Account Code	Account Name	Amount \$
R1 - Assessable employer contributions				
	30/06/2020	24200/STESHA00001A	(Contributions) Stephenson, Sharon - Accumulation (Accumulation)	81.23
	30/06/2020	24200/STESHA00001A	(Contributions) Stephenson, Sharon - Accumulation (Accumulation)	51.30
Sub-Total				54,253.69
Ignore Cents				0.69
Total				54,253.00
R - Assessable contributions (R1 plus R2 plus R3 less R6)				
			Assessable employer contributions	54,253.69
Sub-Total				54,253.69
Ignore Cents				0.69
Total				54,253.00
W - GROSS INCOME (Sum of labels A to U)				
				223,133.00
Sub-Total				223,133.00
Ignore Cents				0.00
Total				223,133.00
V - TOTAL ASSESSABLE INCOME (W less Y)				
				223,133.00
Sub-Total				223,133.00
Ignore Cents				0.00
Total				223,133.00
A1 - Expenses - Interest expenses within Australia				
	31/07/2019	42010/CSSFHENDON	3/4 Florence Street, Hendon SA 5014	864.58
	30/08/2019	42010/CSSFHENDON	3/4 Florence Street, Hendon SA 5014	769.39
	30/09/2019	42010/CSSFHENDON	3/4 Florence Street, Hendon SA 5014	120.00
	30/09/2019	42010/CSSFHENDON	3/4 Florence Street, Hendon SA 5014	817.22
	31/10/2019	42010/CSSFHENDON	3/4 Florence Street, Hendon SA 5014	805.77
	29/11/2019	42010/CSSFHENDON	3/4 Florence Street, Hendon SA 5014	747.19
	31/12/2019	42010/CSSFHENDON	3/4 Florence Street, Hendon SA 5014	120.00
	31/12/2019	42010/CSSFHENDON	3/4 Florence Street, Hendon SA 5014	828.18
	31/01/2020	42010/CSSFHENDON	3/4 Florence Street, Hendon SA 5014	806.84
	16/02/2020	42010/CSSF_EAGALFAR M	17/109 Holt Street, Eagle Farm QLD 4009	3,855.98
	16/02/2020	42010/CSSF_EAGALFAR M	17/109 Holt Street, Eagle Farm QLD 4009	30.00
	28/02/2020	42010/CSSFHENDON	3/4 Florence Street, Hendon SA 5014	728.57
	16/03/2020	42010/CSSF_EAGALFAR M	17/109 Holt Street, Eagle Farm QLD 4009	3,610.45
	16/03/2020	42010/CSSF_EAGALFAR M	17/109 Holt Street, Eagle Farm QLD 4009	30.00
	31/03/2020	42010/CSSFHENDON	3/4 Florence Street, Hendon SA 5014	812.72
	31/03/2020	42010/CSSFHENDON	3/4 Florence Street, Hendon SA 5014	120.00
	16/04/2020	42010/CSSF_EAGALFAR M	17/109 Holt Street, Eagle Farm QLD 4009	3,789.24

Crossley Stephenson Superannuation Fund

Tax Reconciliation Report

For the year ended 30 June 2020

Tax Return Label	Date	Account Code	Account Name	Amount \$
A1 - Expenses - Interest expenses within Australia				
	16/04/2020	42010/CSSF_EAGALFAR M	17/109 Holt Street, Eagle Farm QLD 4009	30.00
	30/04/2020	42010/CSSFHENDON	3/4 Florence Street, Hendon SA 5014	630.68
	16/05/2020	42010/CSSF_EAGALFAR M	17/109 Holt Street, Eagle Farm QLD 4009	3,594.91
	16/05/2020	42010/CSSF_EAGALFAR M	17/109 Holt Street, Eagle Farm QLD 4009	30.00
	29/05/2020	42010/CSSFHENDON	3/4 Florence Street, Hendon SA 5014	579.71
	16/06/2020	42010/CSSF_EAGALFAR M	17/109 Holt Street, Eagle Farm QLD 4009	3,714.33
	16/06/2020	42010/CSSF_EAGALFAR M	17/109 Holt Street, Eagle Farm QLD 4009	30.00
	30/06/2020	42010/CSSFHENDON	3/4 Florence Street, Hendon SA 5014	120.00
	30/06/2020	42010/CSSFHENDON	3/4 Florence Street, Hendon SA 5014	570.17
Sub-Total				28,155.93
Ignore Cents				0.93
Total				28,155.00
D1 - Expenses - Capital works expenditure				
Tax Adjustment - Capital Works Expenditure (D1)		CSSFHENDON	3/4 Florence Street, Hendon SA 5014	6,595.00
Tax Adjustment - Capital Works Expenditure (D1)		STUCROSS11	7/27 Lindsay Road, Lonsdale SA 5160	5,455.00
Tax Adjustment - Capital Works Expenditure (D1)		STUCROSS21	8/27 Lindsay Road, Lonsdale SA 5160	5,401.00
Tax Adjustment - Capital Works Expenditure (D1)		STUCROSS31	5/16 Farrow Circuit, Seaford SA 5169	4,225.00
Tax Adjustment - Capital Works Expenditure (D1)		CSSF_EAGALFARM	17/109 Holt Street, Eagle Farm QLD 4009	3,003.00
Sub-Total				24,679.00
Ignore Cents				0.00
Total				24,679.00
E1 - Expenses - Decline in value of depreciating assets				
	30/06/2020	33400/CSSFU8HWS	Hot Water System - 8/27 Lindsey Rd	57.61
	30/06/2020	33400/CROSSLEY_SOLA RSYSTEM	Solar System 3kw - Unit 8/ 27 Lindsay Rd, Lonsdale	103.07
	30/06/2020	33400/CROSSLEY_AIRCO NDITIO	Air Conditioner - Unit 7/ 27 Lindsay Rd, Lonsdale	107.04
	30/06/2020	33400/CSSFHENDON	3/4 Florence Street, Hendon SA 5014	869.00
	30/06/2020	33400/STUCROSS11	7/27 Lindsay Road, Lonsdale SA 5160	473.00
	30/06/2020	33400/STUCROSS21	8/27 Lindsay Road, Lonsdale SA 5160	472.00
	30/06/2020	33400/STUCROSS31	5/16 Farrow Circuit, Seaford SA 5169	185.00
	30/06/2020	33400/CSSF_EAGALFAR M	17/109 Holt Street, Eagle Farm QLD 4009	11,441.00
Sub-Total				13,707.72
Ignore Cents				0.72
Total				13,707.00
F1 - Expenses - Insurance Premiums				
	15/07/2019	39000/CROSTU00001A	(Life Insurance Premiums) Crossley, Stuart - Accumulation (Accumu...	257.58

Crossley Stephenson Superannuation Fund

Tax Reconciliation Report

For the year ended 30 June 2020

Tax Return Label	Date	Account Code	Account Name	Amount \$
F1 - Expenses - Insurance Premiums				
	13/08/2019	39000/CROSTU00001A	(Life Insurance Premiums) Crossley, Stuart - Accumulation (Accumu...	257.58
	13/09/2019	39000/CROSTU00001A	(Life Insurance Premiums) Crossley, Stuart - Accumulation (Accumu...	257.58
	14/10/2019	39000/CROSTU00001A	(Life Insurance Premiums) Crossley, Stuart - Accumulation (Accumu...	257.58
	13/11/2019	39000/CROSTU00001A	(Life Insurance Premiums) Crossley, Stuart - Accumulation (Accumu...	257.58
	13/12/2019	39000/CROSTU00001A	(Life Insurance Premiums) Crossley, Stuart - Accumulation (Accumu...	257.58
	13/01/2020	39000/CROSTU00001A	(Life Insurance Premiums) Crossley, Stuart - Accumulation (Accumu...	289.29
	13/02/2020	39000/CROSTU00001A	(Life Insurance Premiums) Crossley, Stuart - Accumulation (Accumu...	289.29
	13/03/2020	39000/CROSTU00001A	(Life Insurance Premiums) Crossley, Stuart - Accumulation (Accumu...	289.29
	14/04/2020	39000/CROSTU00001A	(Life Insurance Premiums) Crossley, Stuart - Accumulation (Accumu...	289.29
	13/05/2020	39000/CROSTU00001A	(Life Insurance Premiums) Crossley, Stuart - Accumulation (Accumu...	289.29
	15/06/2020	39000/CROSTU00001A	(Life Insurance Premiums) Crossley, Stuart - Accumulation (Accumu...	289.29
	15/07/2019	39000/STESHA00001A	(Life Insurance Premiums) Stephenson, Sharon - Accumulation (Accu...	80.35
	15/08/2019	39000/STESHA00001A	(Life Insurance Premiums) Stephenson, Sharon - Accumulation (Accu...	80.35
	16/09/2019	39000/STESHA00001A	(Life Insurance Premiums) Stephenson, Sharon - Accumulation (Accu...	80.35
	15/10/2019	39000/STESHA00001A	(Life Insurance Premiums) Stephenson, Sharon - Accumulation (Accu...	80.35
	15/11/2019	39000/STESHA00001A	(Life Insurance Premiums) Stephenson, Sharon - Accumulation (Accu...	80.35
	16/12/2019	39000/STESHA00001A	(Life Insurance Premiums) Stephenson, Sharon - Accumulation (Accu...	94.13
	15/01/2020	39000/STESHA00001A	(Life Insurance Premiums) Stephenson, Sharon - Accumulation (Accu...	94.13
	17/02/2020	39000/STESHA00001A	(Life Insurance Premiums) Stephenson, Sharon - Accumulation (Accu...	94.13
	16/03/2020	39000/STESHA00001A	(Life Insurance Premiums) Stephenson, Sharon - Accumulation (Accu...	94.13
	15/04/2020	39000/STESHA00001A	(Life Insurance Premiums) Stephenson, Sharon - Accumulation (Accu...	94.13
	15/05/2020	39000/STESHA00001A	(Life Insurance Premiums) Stephenson, Sharon - Accumulation (Accu...	94.13
	15/06/2020	39000/STESHA00001A	(Life Insurance Premiums) Stephenson, Sharon - Accumulation (Accu...	94.13
Sub-Total				4,341.88
Ignore Cents				0.88
Total				4,341.00

Crossley Stephenson Superannuation Fund

Tax Reconciliation Report

For the year ended 30 June 2020

Tax Return Label	Date	Account Code	Account Name	Amount \$
H1 - Expenses - SMSF auditor fee				
	07/10/2019	30700	Auditor's Remuneration	1,320.00
Sub-Total				1,320.00
Ignore Cents				0.00
Total				1,320.00
I1 - Expenses - Investment expenses				
	01/07/2019	42100/STUCROSS31	5/16 Farrow Circuit, Seaford SA 5169	265.50
	17/07/2019	41980/STUCROSS11	7/27 Lindsay Road, Lonsdale SA 5160	216.30
	01/08/2019	42100/STUCROSS11	7/27 Lindsay Road, Lonsdale SA 5160	301.95
	01/08/2019	42100/STUCROSS21	8/27 Lindsay Road, Lonsdale SA 5160	277.20
	16/08/2019	42150/CSSFHENDON	3/4 Florence Street, Hendon SA 5014	264.32
	16/08/2019	42150/CSSFHENDON	3/4 Florence Street, Hendon SA 5014	7.87
	19/08/2019	41980/STUCROSS11	7/27 Lindsay Road, Lonsdale SA 5160	216.30
	06/09/2019	41960/CSSFHENDON	3/4 Florence Street, Hendon SA 5014	1,143.00
	11/09/2019	41960/STUCROSS11	7/27 Lindsay Road, Lonsdale SA 5160	407.78
	11/09/2019	41960/STUCROSS21	8/27 Lindsay Road, Lonsdale SA 5160	407.78
	11/09/2019	41960/STUCROSS31	5/16 Farrow Circuit, Seaford SA 5169	403.05
	17/09/2019	42020/STUCROSS11	7/27 Lindsay Road, Lonsdale SA 5160	342.85
	17/09/2019	42020/STUCROSS21	8/27 Lindsay Road, Lonsdale SA 5160	342.85
	17/09/2019	42020/CSSFHENDON	3/4 Florence Street, Hendon SA 5014	719.40
	17/09/2019	42020/STUCROSS31	5/16 Farrow Circuit, Seaford SA 5169	336.85
	17/09/2019	41980/STUCROSS11	7/27 Lindsay Road, Lonsdale SA 5160	216.30
	27/09/2019	42150/STUCROSS21	8/27 Lindsay Road, Lonsdale SA 5160	166.38
	27/09/2019	41980/CSSFHENDON	3/4 Florence Street, Hendon SA 5014	787.34
	27/09/2019	41980/CSSFHENDON	3/4 Florence Street, Hendon SA 5014	80.85
	01/10/2019	42100/STUCROSS31	5/16 Farrow Circuit, Seaford SA 5169	265.50
	10/10/2019	42150/STUCROSS11	7/27 Lindsay Road, Lonsdale SA 5160	159.60
	10/10/2019	42150/STUCROSS31	5/16 Farrow Circuit, Seaford SA 5169	170.89
	14/10/2019	41980/CSSFHENDON	3/4 Florence Street, Hendon SA 5014	407.58
	17/10/2019	41980/STUCROSS11	7/27 Lindsay Road, Lonsdale SA 5160	216.30
	01/11/2019	42100/STUCROSS11	7/27 Lindsay Road, Lonsdale SA 5160	301.95
	01/11/2019	42100/STUCROSS21	8/27 Lindsay Road, Lonsdale SA 5160	277.20
	15/11/2019	42150/CSSFHENDON	3/4 Florence Street, Hendon SA 5014	3.41
	15/11/2019	42150/CSSFHENDON	3/4 Florence Street, Hendon SA 5014	264.32
	19/11/2019	41980/STUCROSS11	7/27 Lindsay Road, Lonsdale SA 5160	216.30
	29/11/2019	41960/STUCROSS11	7/27 Lindsay Road, Lonsdale SA 5160	407.00
	29/11/2019	41960/STUCROSS21	8/27 Lindsay Road, Lonsdale SA 5160	407.00

Crossley Stephenson Superannuation Fund

Tax Reconciliation Report

For the year ended 30 June 2020

Tax Return Label	Date	Account Code	Account Name	Amount \$
I1 - Expenses - Investment expenses				
	29/11/2019	41960/CSSFHENDON	3/4 Florence Street, Hendon SA 5014	1,143.00
	29/11/2019	41960/STUCROSS31	5/16 Farrow Circuit, Seaford SA 5169	401.00
	17/12/2019	41980/STUCROSS11	7/27 Lindsay Road, Lonsdale SA 5160	216.30
	27/12/2019	42150/STUCROSS11	7/27 Lindsay Road, Lonsdale SA 5160	166.44
	27/12/2019	42150/STUCROSS21	8/27 Lindsay Road, Lonsdale SA 5160	166.44
	27/12/2019	42150/STUCROSS31	5/16 Farrow Circuit, Seaford SA 5169	203.96
	02/01/2020	42100/STUCROSS31	5/16 Farrow Circuit, Seaford SA 5169	265.50
	17/01/2020	41980/STUCROSS11	7/27 Lindsay Road, Lonsdale SA 5160	313.55
	03/02/2020	42100/STUCROSS11	7/27 Lindsay Road, Lonsdale SA 5160	301.95
	03/02/2020	42100/STUCROSS21	8/27 Lindsay Road, Lonsdale SA 5160	277.20
	14/02/2020	42150/CSSFHENDON	3/4 Florence Street, Hendon SA 5014	264.32
	14/02/2020	42150/CSSFHENDON	3/4 Florence Street, Hendon SA 5014	5.69
	18/02/2020	41980/STUCROSS11	7/27 Lindsay Road, Lonsdale SA 5160	203.39
	27/02/2020	42150/CSSF_EAGALFAR M	17/109 Holt Street, Eagle Farm QLD 4009	215.72
	02/03/2020	41960/STUCROSS11	7/27 Lindsay Road, Lonsdale SA 5160	407.00
	02/03/2020	41960/STUCROSS21	8/27 Lindsay Road, Lonsdale SA 5160	407.00
	02/03/2020	41960/CSSFHENDON	3/4 Florence Street, Hendon SA 5014	1,143.00
	02/03/2020	41960/STUCROSS31	5/16 Farrow Circuit, Seaford SA 5169	401.00
	17/03/2020	41980/STUCROSS11	7/27 Lindsay Road, Lonsdale SA 5160	203.39
	27/03/2020	42150/STUCROSS31	5/16 Farrow Circuit, Seaford SA 5169	232.39
	27/03/2020	42150/STUCROSS21	8/27 Lindsay Road, Lonsdale SA 5160	166.44
	27/03/2020	42150/STUCROSS11	7/27 Lindsay Road, Lonsdale SA 5160	159.61
	01/04/2020	42100/STUCROSS31	5/16 Farrow Circuit, Seaford SA 5169	265.50
	01/04/2020	41960/CSSF_EAGALFAR M	17/109 Holt Street, Eagle Farm QLD 4009	1,028.75
	15/04/2020	42110/CSSF_EAGALFAR M	17/109 Holt Street, Eagle Farm QLD 4009	1,300.00
	17/04/2020	41980/STUCROSS11	7/27 Lindsay Road, Lonsdale SA 5160	203.39
	01/05/2020	42100/STUCROSS11	7/27 Lindsay Road, Lonsdale SA 5160	301.95
	01/05/2020	42100/STUCROSS21	8/27 Lindsay Road, Lonsdale SA 5160	277.20
	15/05/2020	42150/CSSFHENDON	3/4 Florence Street, Hendon SA 5014	5.69
	15/05/2020	42150/CSSFHENDON	3/4 Florence Street, Hendon SA 5014	264.32
	19/05/2020	41980/STUCROSS11	7/27 Lindsay Road, Lonsdale SA 5160	203.39
	28/05/2020	42150/CSSF_EAGALFAR M	17/109 Holt Street, Eagle Farm QLD 4009	223.34
	01/06/2020	41960/STUCROSS11	7/27 Lindsay Road, Lonsdale SA 5160	407.00
	01/06/2020	41960/STUCROSS21	8/27 Lindsay Road, Lonsdale SA 5160	407.00

Crossley Stephenson Superannuation Fund

Tax Reconciliation Report

For the year ended 30 June 2020

Tax Return Label	Date	Account Code	Account Name	Amount \$
J1 - Expenses - Management and administration expenses				
	28/11/2019	31500	Bank Charges	0.33
	28/11/2019	31500	Bank Charges	0.33
	28/11/2019	31500	Bank Charges	0.33
	28/11/2019	31500	Bank Charges	0.33
	28/11/2019	31500	Bank Charges	0.33
	28/11/2019	31500	Bank Charges	0.33
	28/11/2019	31500	Bank Charges	0.33
	28/11/2019	31500	Bank Charges	0.33
	28/11/2019	31500	Bank Charges	0.33
	28/11/2019	31500	Bank Charges	0.33
	28/11/2019	31500	Bank Charges	0.33
	16/01/2020	31500	Bank Charges	10.00
	22/01/2020	30800	ASIC Fees	267.00
	03/02/2020	31500	Bank Charges	2.50
	07/10/2019	30400	ATO Supervisory Levy	259.00
Sub-Total				7,716.55
Ignore Cents				0.55
Total				7,716.00
L2 - Expenses - Other amounts (Non-deductible)				
	07/10/2019	85000	Income Tax Payable/Refundable	6,903.50
Sub-Total				6,903.50
Ignore Cents				0.50
Total				6,903.00
N - TOTAL DEDUCTIONS				
				106,784.00
Sub-Total				106,784.00
Ignore Cents				0.00
Total				106,784.00
Y - TOTAL NON DEDUCTIBLE EXPENSES				
				6,903.00
Sub-Total				6,903.00
Ignore Cents				0.00
Total				6,903.00
O - TAXABLE INCOME OR LOSS				
				116,349.00
Sub-Total				116,349.00
Ignore Cents				0.00
Total				116,349.00
Z - TOTAL SMSF EXPENSES				
				113,687.00

Crossley Stephenson Superannuation Fund

Tax Reconciliation Report

For the year ended 30 June 2020

Tax Return Label	Date	Account Code	Account Name	Amount \$
Z - TOTAL SMSF EXPENSES				
Sub-Total				113,687.00
Ignore Cents				0.00
Total				113,687.00
A - Taxable income				
				116,349.00
Sub-Total				116,349.00
Ignore Cents				0.00
Total				116,349.00
T1 - Tax on taxable income				
				17,452.35
Sub-Total				17,452.35
Ignore Cents				0.00
Total				17,452.35
B - Gross Tax				
				17,452.35
Sub-Total				17,452.35
Ignore Cents				0.00
Total				17,452.35
C1 - Foreign income tax offset				
	30/06/2020	23800/STW.AX	Spdr S&p/asx 200 Fund	0.16
Sub-Total				0.16
Ignore Cents				0.00
Total				0.16
C - Non-refundable non-carry forward tax offsets				
				0.16
Sub-Total				0.16
Ignore Cents				0.00
Total				0.16
T2 - SUBTOTAL				
				17,452.19
Sub-Total				17,452.19
Ignore Cents				0.00
Total				17,452.19
T3 - SUBTOTAL 2				
				17,452.19
Sub-Total				17,452.19
Ignore Cents				0.00
Total				17,452.19
E1 - Complying fund's franking credits tax offset				

Crossley Stephenson Superannuation Fund

Tax Reconciliation Report

For the year ended 30 June 2020

Tax Return Label	Date	Account Code	Account Name	Amount \$
E1 - Complying fund's franking credits tax offset				
	01/07/2019	23900/ANZ.AX	Australia And New Zealand Banking Group Limited	58.29
	12/09/2019	23900/AWC.AX	Alumina Limited	62.25
	19/09/2019	23900/WHC.AX	Whitehaven Coal Limited	32.39
	19/09/2019	23900/RIO.AX	RIO Tinto Limited	94.91
	20/09/2019	23900/AGL.AX	AGL Energy Limited.	79.43
	20/09/2019	23900/WPL.AX	Woodside Petroleum Ltd	36.96
	25/09/2019	23900/BHP.AX	BHP Group Limited	118.41
	26/09/2019	23900/REG.AX	Regis Healthcare Limited	37.17
	26/09/2019	23900/CBA.AX	Commonwealth Bank Of Australia.	87.12
	30/09/2019	23900/IAG.AX	Insurance Australia Group Limited	42.78
	02/10/2019	23900/DOW.AX	Downer Edi Limited	48.96
	02/10/2019	23900/EHE.AX	Estia Health Limited	49.47
	04/10/2019	23900/QBE.AX	QBE Insurance Group Limited	17.42
	04/10/2019	23900/MIN.AX	Mineral Resources Limited	27.90
	09/10/2019	23900/WES.AX	Wesfarmers Limited	47.13
	10/10/2019	23900/BXB.AX	Brambles Limited	8.85
	18/12/2019	23900/ANZ.AX	Australia And New Zealand Banking Group Limited	41.76
	20/12/2019	23900/WBC.AX	Westpac Banking Corporation	88.80
	30/06/2020	23800/STW.AX	Spdr S&p/asx 200 Fund	23.33
	30/06/2020	23800/APA.AX	Apa Group	23.76
Sub-Total				1,027.09
Ignore Cents				0.00
Total				1,027.09
E - Refundable tax offsets				
				1,027.09
Sub-Total				1,027.09
Ignore Cents				0.00
Total				1,027.09
T5 - TAX PAYABLE				
				16,425.10
Sub-Total				16,425.10
Ignore Cents				0.00
Total				16,425.10
K - PAYG instalments raised				
	28/10/2019	85000	Income Tax Payable/Refundable	1,721.00
	28/02/2020	85000	Income Tax Payable/Refundable	5,550.00
	26/05/2020	85000	Income Tax Payable/Refundable	3,636.00
	30/06/2020	85000	Income Tax Payable/Refundable	3,636.00
Sub-Total				14,543.00
Ignore Cents				0.00
Total				14,543.00

Crossley Stephenson Superannuation Fund

Tax Reconciliation Report

For the year ended 30 June 2020

Tax Return Label	Date	Account Code	Account Name	Amount \$
L - Supervisory levy				
				259.00
Sub-Total				259.00
Ignore Cents				0.00
Total				259.00
S - AMOUNT DUE OR REFUNDABLE				
				2,141.10
Sub-Total				2,141.10
Ignore Cents				0.00
Total				2,141.10



Australian Government
Australian Taxation Office

Agent PDK FINANCIAL SYNERGY PTY LTD
Client THE TRUSTEE FOR CROSSLEY STEPHENSON SUPERANNUATION FUND
ABN 24 718 507 814
TFN 929 119 949

Income tax 551

Date generated	01/09/2020
Overdue	\$0.00
Not yet due	\$0.00
Balance	\$0.00

Transactions

2 results found - from **01 July 2019** to **01 September 2020** sorted by **processed date** ordered **newest to oldest**

Processed date	Effective date	Description	Debit (DR)	Credit (CR)	Balance
9 Oct 2019	15 May 2020	Tax return Self Man Superfund - Income Tax for the period from 01 Jul 18 to 30 Jun 19	\$7,162.50		\$0.00
8 Oct 2019	7 Oct 2019	Payment received		\$7,162.50	\$7,162.50 CR

85500 - Limited Recourse Borrowing Arrangements

2020 Financial Year

Preparer Kelly Fu

Reviewer Kelly Fu

Status Completed

Account Code	Description	CY Balance	LY Balance	Change
CSSFHENDON	3/4 Florence Street, Hendon SA 5014	(\$140,372.05)	(\$185,000.00)	(24.12)%
CSSF_EAGALFARM	17/109 Holt Street, Eagle Farm QLD 4009	(\$674,580.51)		100%
TOTAL		CY Balance	LY Balance	
		(\$814,952.56)	(\$185,000.00)	

Supporting Documents

- General Ledger [Report](#)
- 85500 - Westpac loan #4362 statements FY2020.pdf [CSSFHENDON](#)
- 85500 - Liberty loan #3032 statements FY2020.pdf [CSSF_EAGALFARM](#)

Standard Checklist

- Attach Bank Statements, Loan statements and Loan Agreements
- Attach Security/Holding Trust deed
- Copy of bare trust agreement

Crossley Stephenson Superannuation Fund

General Ledger

For The Period 01 July 2019 - 30 June 2020

Transaction Date	Description	Units	Debit	Credit	Balance \$
Limited Recourse Borrowing Arrangements (85500)					
<u>Liberty Loan 3032 - 17/109 Holt Street, Eagle Farm QLD 4009 (CSSF EAGALFARM)</u>					
27/11/2019	WITHDRAWAL-OSKO PAYMENT 1853014 Secure Funding Pty Ltd Reference 3233032		1,430.00		1,430.00 DR
27/11/2019	WITHDRAWAL-OSKO PAYMENT 1951984 Secure Funding Pty Ltd Reference 3233032		795.00		2,225.00 DR
27/11/2019	Application Fee			795.00	1,430.00 DR
13/12/2019	Valuation Payment			1,430.00	0.00 DR
15/01/2020	Transfer of Land Registration Fee			2,784.00	2,784.00 CR
15/01/2020	Mortgage Registration Fee			192.00	2,976.00 CR
16/01/2020				663,258.10	666,234.10 CR
17/01/2020	Property Search Fees			30.90	666,265.00 CR
17/01/2020	Settlement Fee			595.00	666,860.00 CR
17/01/2020	Establishment Fee			6,750.00	673,610.00 CR
17/01/2020	Document Preparation Fee			695.00	674,305.00 CR
17/01/2020	Trust Investigation Fee			695.00	675,000.00 CR
14/02/2020	PAYMENT BY AUTHORITY TO SECURE FUNDING PTY LTD SECURE FUNDING P 3233032		3,826.88		671,173.12 CR
16/02/2020	Interest Charged			3,855.98	675,029.10 CR
16/02/2020	Service Fee			30.00	675,059.10 CR
16/03/2020	PAYMENT BY AUTHORITY TO SECURE FUNDING PTY LTD SECURE FUNDING P 3233032		3,826.88		671,232.22 CR
16/03/2020	Interest Charged			3,610.45	674,842.67 CR
16/03/2020	Service Fee			30.00	674,872.67 CR
16/04/2020	PAYMENT BY AUTHORITY TO SECURE FUNDING PTY LTD SECURE FUNDING P 3233032		3,826.88		671,045.79 CR
16/04/2020	Interest Charged			3,789.24	674,835.03 CR
16/04/2020	Service Fee			30.00	674,865.03 CR
15/05/2020	PAYMENT BY AUTHORITY TO SECURE FUNDING PTY LTD SECURE FUNDING P 3233032		3,826.88		671,038.15 CR
16/05/2020	Interest Charged			3,594.91	674,633.06 CR
16/05/2020	Service Fee			30.00	674,663.06 CR
16/06/2020	PAYMENT BY AUTHORITY TO SECURE FUNDING PTY LTD SECURE FUNDING P 3233032		3,826.88		670,836.18 CR
16/06/2020	Interest Charged			3,714.33	674,550.51 CR
16/06/2020	Service Fee			30.00	674,580.51 CR
			21,359.40	695,939.91	674,580.51 CR
<u>Westpac Loan 4362 - 3/4 Florence Street, Hendon SA 5014 (CSSFHENDON)</u>					
01/07/2019	Opening Balance				185,000.00 CR
16/09/2019	WITHDRAWAL ONLINE 1717170 TFR Business Lo		20,000.00		165,000.00 CR
30/09/2019	Loan Service Fee			120.00	165,120.00 CR
30/09/2019	Interest September 2019			817.22	165,937.22 CR
31/10/2019	Interest October 2019			805.77	166,742.99 CR
29/11/2019	Interest November 2019			747.19	167,490.18 CR
31/12/2019	Loan Service Fee			120.00	167,610.18 CR
31/12/2019	Interest December 2019			828.18	168,438.36 CR

Crossley Stephenson Superannuation Fund

General Ledger

For The Period 01 July 2019 - 30 June 2020

Transaction Date	Description	Units	Debit	Credit	Balance \$
31/01/2020	Interest January 2020			806.84	169,245.20 CR
12/02/2020	WITHDRAWAL ONLINE 1565680 PYMT SMSF Unit SMSFLoan364362		1,487.00		167,758.20 CR
28/02/2020	Interest February 2020			728.57	168,486.77 CR
12/03/2020	WITHDRAWAL ONLINE 1564537 PYMT SMSF Unit SMSFLoan364362		1,487.00		166,999.77 CR
31/03/2020	LOAN SERVICE FEE			120.00	167,119.77 CR
31/03/2020	INTEREST			812.72	167,932.49 CR
14/04/2020	WITHDRAWAL ONLINE 1394192 PYMT SMSF Unit SMSFLoan364362		1,487.00		166,445.49 CR
30/04/2020	INTEREST			630.68	167,076.17 CR
12/05/2020	WITHDRAWAL ONLINE 1424691 PYMT SMSF Unit SMSFLoan364362		1,487.00		165,589.17 CR
29/05/2020	Interest			579.71	166,168.88 CR
08/06/2020	WITHDRAWAL ONLINE 1967743 TFR Business Lo Transfer Funds		25,000.00		141,168.88 CR
12/06/2020	WITHDRAWAL ONLINE 1615483 PYMT SMSF Unit SMSFLoan364362		1,487.00		139,681.88 CR
30/06/2020	Loan Service Fee			120.00	139,801.88 CR
30/06/2020	Interest			570.17	140,372.05 CR
			52,435.00	7,807.05	140,372.05 CR

Total Debits: 73,794.40

Total Credits: 703,746.96



Account activity

SMSF Unit 3 Hendon

035-055 364362



-\$138,885.05

Available \$39,056.95

Transactions

Date	Description	Debit	Credit
13 Jul 2020	DEPOSIT ONLINE 2457565 PYMT SM Super F SMSFLoan364362		\$1487.00
30 Jun 2020	INTEREST	-\$570.17	\$140,372.05
30 Jun 2020	LOAN SERVICE FEE	-\$120.00	Balance at 30 Jun 20
12 Jun 2020	DEPOSIT ONLINE 2615495 PYMT SM Super F SMSFLoan364362		\$1487.00
08 Jun 2020	DEPOSIT ONLINE 2967744 TFR Westpac DIY Transfer Funds		\$25000.00
29 May 2020	INTEREST	-\$579.71	
12 May 2020	DEPOSIT ONLINE 2424699 PYMT SM Super F SMSFLoan364362		\$1487.00
30 Apr 2020	INTEREST	-\$630.68	
14 Apr 2020	DEPOSIT ONLINE 2394199 PYMT SM Super F SMSFLoan364362		\$1487.00
31 Mar 2020	INTEREST	-\$812.72	
31 Mar 2020	LOAN SERVICE FEE	-\$120.00	
12 Mar 2020	DEPOSIT ONLINE 2564546 PYMT SM Super F SMSFLoan364362		\$1487.00
28 Feb 2020	INTEREST	-\$728.57	\$166,999.77
12 Feb 2020	DEPOSIT ONLINE 2602666 PYMT SM Super F SMSFLoan364362		\$1487.00
31 Jan 2020	INTEREST	-\$806.84	
31 Dec 2019	INTEREST	-\$828.18	
31 Dec 2019	LOAN SERVICE FEE	-\$120.00	
29 Nov 2019	INTEREST	-\$747.19	
31 Oct 2019	INTEREST	-\$805.77	



Business Loan

Branch Name and Address
 West Lakes
 Shop 309 Westfield West Lakes
 West Lakes SA 5021

BSB Account Number
035-055 36-4362

Account name

**MR STUART JAMES KAY CROSSLEY & MISS SHARON LEE STEPHENSON
 ATF CROSSLEY STEPHENSON SUPERANNUATION FUND**

Customer Number

**37774708 CROSSLEY, STUART JAMES KAY
 73672488 STEPHENSON, SHARON LEE**

Account enquiries 

Call Westpac Telephone Banking
 8am - 8pm 7 days
132 142 within Australia
+61 2 9293 9262 if calling from overseas

Account Summary

Opening Balance	- \$165,000.00
Total credits	+ \$2,974.00
Total debits	- \$4,973.77
Closing Balance	- \$166,999.77

Details of your account

From Last Statement Dated 27 Sep 2019 to 27 Mar 2020

Date	Description of transaction	Debit	Credit	Balance
2019	STATEMENT OPENING BALANCE			-165,000.00
30 Sep	Loan Service Fee	120.00		-165,120.00
30 Sep	Interest	817.22		-165,937.22
31 Oct	Interest	805.77		-166,742.99
29 Nov	Interest	747.19		-167,490.18
31 Dec	Loan Service Fee	120.00		-167,610.18
31 Dec	Interest	828.18		-168,438.36
2020				
31 Jan	Interest	806.84		-169,245.20
12 Feb	Deposit Online 2602666 Pymt Sm Super F Smsfloan364362		1,487.00	-167,758.20
28 Feb	Interest	728.57		-168,486.77
12 Mar	Deposit Online 2564546 Pymt Sm Super F Smsfloan364362		1,487.00	-166,999.77
27 Mar	CLOSING BALANCE			-166,999.77

Proceeds of cheques will not be available until cleared.
 Please check all entries on this statement and promptly inform the Bank
 of any possible error or unauthorised transaction.

Statement No. 7 Page 1 of 2



Business Loan

Branch Name and Address

West Lakes
Shop 309 Westfield West Lakes
West Lakes SA 5021

BSB Account Number

035-055 36-4362

Account name

**MR STUART JAMES KAY CROSSLEY & MISS SHARON LEE STEPHENSON
ATF CROSSLEY STEPHENSON SUPERANNUATION FUND**

Customer Number

**37774708 CROSSLEY, STUART JAMES KAY
73672488 STEPHENSON, SHARON LEE**

Account enquiries

Call Westpac Telephone Banking
8am - 8pm 7 days
132 142 within Australia
+61 2 9293 9262 if calling from overseas

Account Summary

Opening Balance	- \$225,000.00
Total credits	+ \$60,000.00
Total debits	- \$0.00
Closing Balance	- \$165,000.00

Details of your account

From Last Statement Dated 29 Mar 2019 to 27 Sep 2019

Date	Description of transaction	Debit	Credit	Balance
2019	STATEMENT OPENING BALANCE			-225,000.00
02 Apr	Deposit Online 2025329 Tfr Westpac Diy Super Sat/F Loan Redraw		4,500.00	-220,500.00
02 Apr	Deposit Online 2032513 Tfr Westpac Diy Super Wot/F Loan Redraw		13,000.00	-207,500.00
05 Jun	Deposit Online 2700984 Tfr Westpac Diy Super Satransfer Funds		5,000.00	-202,500.00
05 Jun	Deposit Online 2724792 Tfr Westpac Diy Super Wotransfer Funds		17,500.00	-185,000.00
16 Sep	Deposit Online 2717170 Tfr Westpac Diy Super Sa		20,000.00	-165,000.00
27 Sep	CLOSING BALANCE			-165,000.00

CONVENIENCE AT YOUR FINGERTIPS

Use Online, Mobile or Tablet Banking to pay bills, transfer funds, check your account balances and much more

Proceeds of cheques will not be available until cleared.
Please check all entries on this statement and promptly inform the Bank of any possible error or unauthorised transaction.

Statement No. 6 Page 1 of 3

ACCOUNT STATEMENT

Customer Enquiries 13 11 33



Sharon Stephenson
11 The Promenade Promenade
CAMP HILL QLD 4152

Borrowers/Guarantors **Loan Account Number:** 3233032
Crossley Stephenson Superannuation Fund
Sharon Lee Stephenson
Stuart James Kay Crossley

Start Date: 1 July 2019 **End Date:** 30 June 2020
Opening Rate: 6.75% **Closing Rate:** 6.50%
Monthly Repayment: \$3,685.98 **Account Status:** Current
Default Rate (if applicable): 12.50% **Payment Frequency:** Monthly

Account Summary as at 30 June 2020

Opening Balance	+	Interest Charged	+	Other Debits	-	Total Credits	=	Closing Balance
\$0.00		\$18,564.91		\$677,375.00		\$21,359.40		\$674,580.51

Building Insurance for your Property

Insurance helps you mitigate the risk of financial loss in events such as fire or storm. It is also a requirement of your loan contract that you have building insurance for your property. Please ensure a copy of your current certificate has been provided, noting Secure Funding Pty Ltd. Fees may apply if a current certificate is not on file. To update your account, send your certificate to service@liberty.com.au.

ACCOUNT STATEMENT

Customer Enquiries 13 11 33

Date	Transaction	Debit	Credit	Balance
16/06/20	Direct Debit Repayment		-\$3,826.88	\$674,580.51
16/06/20	Service Fee	\$30.00		\$678,407.39
16/06/20	Interest Charged	\$3,714.33		\$678,377.39
16/05/20	Service Fee	\$30.00		\$674,663.06
16/05/20	Interest Charged	\$3,594.91		\$674,633.06
15/05/20	Direct Debit Repayment		-\$3,826.88	\$671,038.15
16/04/20	Direct Debit Repayment		-\$3,826.88	\$674,865.03
16/04/20	Service Fee	\$30.00		\$678,691.91
16/04/20	Interest Charged	\$3,789.24		\$678,661.91
16/03/20	Direct Debit Repayment		-\$3,826.88	\$674,872.67
16/03/20	Service Fee	\$30.00		\$678,699.55
16/03/20	Interest Charged	\$3,610.45		\$678,669.55
16/02/20	Service Fee	\$30.00		\$675,059.10
16/02/20	Interest Charged	\$3,855.98		\$675,029.10
14/02/20	Direct Debit Repayment		-\$3,826.88	\$671,173.12
17/01/20	Trust Investigation Fee	\$695.00		\$675,000.00
17/01/20	Document Preparation Fee	\$695.00		\$674,305.00
17/01/20	Establishment Fee	\$6,750.00		\$673,610.00
17/01/20	Settlement Fee	\$595.00		\$666,860.00
17/01/20	Property Search Fees	\$30.90		\$666,265.00
15/01/20	Loan Advance - EFT	\$663,258.10		\$666,234.10
15/01/20	Mortgage Registration Fee	\$192.00		\$2,976.00
15/01/20	Transfer of Land Registration Fee	\$2,784.00		\$2,784.00
13/12/19	Valuation Payment	\$1,430.00		\$0.00
27/11/19	Application Fee	\$795.00		\$-1,430.00
27/11/19	Fee Receipt		-\$795.00	\$-2,225.00
27/11/19	Valuation Fee Received - Cash		-\$1,430.00	\$-1,430.00
Totals		\$695,939.91	-\$21,359.40	

86000 - PAYG Payable

2020 Financial Year

Preparer Kelly Fu

Reviewer Kelly Fu

Status Completed

Account Code	Description	CY Balance	LY Balance	Change
86000	PAYG Payable	(\$3,636.00)	(\$1,737.00)	109.33%
TOTAL		CY Balance	LY Balance	
		(\$3,636.00)	(\$1,737.00)	

Supporting Documents

- 86000 - ATO ICA, GST Payable, PAYGI Payable.pdf

Standard Checklist

- Attach copy of PAYG Payment Summary
- Confirm Transactions in ATO Portal



Agent PDK FINANCIAL SYNERGY PTY LTD
Client THE TRUSTEE FOR CROSSLEY STEPHENSON SUPERANNUATION FUND
ABN 24 718 507 814
TFN 929 119 949

Activity statement 001

Date generated	01/09/2020
Overdue	\$0.00
Not yet due	\$0.00
Balance	\$0.00

Transactions

10 results found - from **01 July 2019** to **01 September 2020** sorted by **processed date** ordered **newest to oldest**

Processed date	Effective date	Description	Debit (DR)	Credit (CR)	Balance
26 Aug 2020	25 Aug 2020	Payment received		\$7,023.00	\$0.00
10 Jul 2020	25 Aug 2020	Original Activity Statement for the period ending 30 Jun 20	\$7,023.00		\$7,023.00 DR
10 Jul 2020	25 Aug 2020	- GST	\$3,387.00	a/c 84000	
10 Jul 2020	25 Aug 2020	- PAYG Instalments	\$3,636.00	a/c 86000	
27 May 2020	26 May 2020	Payment received		\$6,933.00	\$0.00
16 Apr 2020	26 May 2020	Original Activity Statement for the period ending 31 Mar 20	\$6,933.00		\$6,933.00 DR
16 Apr 2020	26 May 2020	- GST	\$3,297.00		
16 Apr 2020	26 May 2020	- PAYG Instalments	\$3,636.00		
2 Mar 2020	28 Feb 2020	Payment received		\$6,732.00	\$0.00
11 Jan 2020	28 Feb 2020	Original Activity Statement for the period ending 31 Dec 19	\$6,732.00		\$6,732.00 DR
11 Jan 2020	28 Feb 2020	- GST	\$1,182.00		
11 Jan 2020	28 Feb 2020	- PAYG Instalments	\$5,550.00		
29 Oct 2019	28 Oct 2019	Payment		\$4,009.00	\$0.00
7 Oct 2019	11 Nov 2019	Original Activity Statement for the period ending 30 Sep 19	\$4,009.00		\$4,009.00 DR
7 Oct 2019	11 Nov 2019	- GST	\$2,288.00		
7 Oct 2019	11 Nov 2019	- PAYG Instalments	\$1,721.00		
30 Jul 2019	29 Jul 2019	Payment		\$3,946.00	\$0.00
10 Jul 2019	12 Aug 2019	Original Activity Statement for the period ending 30 Jun 19	\$3,946.00		\$3,946.00 DR

Processed date	Effective date	Description	Debit (DR)	Credit (CR)	Balance
10 Jul 2019	12 Aug 2019	- GST	\$2,209.00		
10 Jul 2019	12 Aug 2019	- PAYG Instalments	\$1,737.00		

89000 - Deferred Tax Liability/Asset

2020 Financial Year

Preparer Kelly Fu

Reviewer Kelly Fu

Status Completed

Account Code	Description	CY Balance	LY Balance	Change
89000	Deferred Tax Liability/Asset	(\$5,688.14)	(\$5,473.30)	3.93%
TOTAL		CY Balance	LY Balance	
		(\$5,688.14)	(\$5,473.30)	

Supporting Documents

- Deferred Tax Reconciliation Report [Report](#)

Standard Checklist

- Attach all source documentation and confirmations of Liability
- Attach copy of Deferred Tax Reconciliation Report

Crossley Stephenson Superannuation Fund

Deferred Tax Reconciliation

For The Period 01 July 2019 - 30 June 2020

Investment Code	Investment Name	Revaluation/Tax Deferred	Permanent Difference (Non-Assessable)	Temporary Difference (Assessable)	Temporary Difference (Accumulation Portion)
Revaluations					
BHP.AX	BHP Group Limited	(3,027.50)	(1,009.17)	(2,018.33)	(2,018.33)
GMG.AX	Goodman Group	(5,169.67)	(1,723.22)	(3,446.45)	(3,446.45)
JHG.AX	Janus Henderson Group Plc	586.00	195.33	390.67	390.67
APA.AX	Apa Group	(1,452.00)	(484.00)	(968.00)	(968.00)
STW.AX	Spdr S&p/asx 200 Fund	(982.59)	(327.53)	(655.06)	(655.06)
ANZ.AX	Australia And New Zealand Banking Group Limited	302.00	100.67	201.33	201.33
WES.AX	Wesfarmers Limited	(932.89)	(310.96)	(621.93)	(621.93)
AGL.AX	AGL Energy Limited.	(409.34)	(136.45)	(272.89)	(272.89)
REG.AX	Regis Healthcare Limited	1,812.40	604.13	1,208.27	1,208.27
QBE.AX	QBE Insurance Group Limited	287.48	95.83	191.65	191.65
AWC.AX	Alumina Limited	(192.37)	(64.12)	(128.25)	(128.25)
CSSF_EAGALFARM	17/109 Holt Street, Eagle Farm QLD 4009	11,351.00	3,783.67	7,567.33	7,567.33
BXB.AX	Brambles Limited	(806.00)	(268.67)	(537.33)	(537.33)
IAG.AX	Insurance Australia Group Limited	(1,981.56)	(660.52)	(1,321.04)	(1,321.04)
SKI.AX	Spark Infrastructure Group	(646.70)	(215.57)	(431.13)	(431.13)
DOW.AX	Downer Edi Limited	434.49	144.83	289.66	289.66
WPL.AX	Woodside Petroleum Ltd	(118.28)	(39.43)	(78.85)	(78.85)
CBA.AX	Commonwealth Bank Of Australia.	(867.86)	(289.29)	(578.57)	(578.57)
CSSFHENDON	3/4 Florence Street, Hendon SA 5014	869.00	289.67	579.33	579.33
ASX.AX	ASX Limited	(2,940.11)	(980.04)	(1,960.07)	(1,960.07)

Crossley Stephenson Superannuation Fund

Deferred Tax Reconciliation

For The Period 01 July 2019 - 30 June 2020

Investment Code	Investment Name	Revaluation/Tax Deferred	Permanent Difference (Non-Assessable)	Temporary Difference (Assessable)	Temporary Difference (Accumulation Portion)
ALX.AX	Atlas Arteria	(4,769.22)	(1,589.74)	(3,179.48)	(3,179.48)
RIO.AX	RIO Tinto Limited	(1,849.60)	(616.53)	(1,233.07)	(1,233.07)
WBC.AX	Westpac Banking Corporation	1,212.04	404.02	808.02	808.02
JHC.AX	Japara Healthcare Limited	1,613.14	537.71	1,075.43	1,075.43
		(7,678.14)	(2,559.38)	(5,118.76)	(5,118.76)
Tax Deferred Distributions					
APA.AX	Apa Group	(390.71)	0.00	(390.71)	(390.71)
APA.AX	Apa Group	94.91	0.00	94.91	94.91
GMG.AX	Goodman Group	(49.85)	0.00	(49.85)	(49.85)
SKI.AX	Spark Infrastructure Group	(126.80)	0.00	(126.80)	(126.80)
SKI.AX	Spark Infrastructure Group	126.80	0.00	126.80	126.80
STW.AX	Spdr S&p/asx 200 Fund	(0.01)	0.00	(0.01)	(0.01)
STW.AX	Spdr S&p/asx 200 Fund	(0.01)	0.00	(0.01)	(0.01)
STW.AX	Spdr S&p/asx 200 Fund	(8.09)	0.00	(8.09)	(8.09)
STW.AX	Spdr S&p/asx 200 Fund	0.01	0.00	0.01	0.01
STW.AX	Spdr S&p/asx 200 Fund	1.06	0.00	1.06	1.06
STW.AX	Spdr S&p/asx 200 Fund	0.01	0.00	0.01	0.01
		(352.68)	0.00	(352.68)	(352.68)
Total		(8,030.82)	(2,559.38)	(5,471.44)	(5,471.44)

Deferred Tax Liability (Asset) Summary

Opening Balance	5,473.30
Current Year Transactions	(820.72)
Total Capital Losses	0.00
Total Tax Losses	0.00
Deferred Tax WriteBacks/Adjustment	0.00
Capital Loss carried forward recouped	1,035.56
Tax Loss carried forward recouped	0.00
Closing Balance	<hr/> 5,688.14 <hr/>

A - Financial Statements

2020 Financial Year

Preparer Kelly Fu

Reviewer Kelly Fu

Status N/A - Not Applicable

Supporting Documents

No supporting documents

Standard Checklist

- Attach copy of Financial Statements
- Attach copy of SMSF Annual Return

B - Permanent Documents

2020 Financial Year

Preparer Kelly Fu

Reviewer Kelly Fu

Status N/A - Not Applicable

Supporting Documents

- Fund Summary Report Report

Standard Checklist

- Attach latest copy of ASIC annual company statement (if corporate trustee)
- Ensure latest copies of ATO Trustee Declarations and ATO confirmation that the fund is a regulated fund is attached.
- Ensure latest copies of trustee consents, member consents and registers are attached
- Ensure latest copy of trust deed (including amendments) are attached
- Use [Australian Business Register](#) to ensure details are correct
- Use [Super Fund Lookup](#) to check the eligibility to receive rollovers and contributions

Crossley Stephenson Superannuation Fund

Fund Summary Report

As at 30/06/2020

Fund Details

Date Formed: 15/09/2011
Tax File Number: Provided
ABN: 24718507814

Period: 01/07/2019 - 30/06/2020
Fund Type: SMSF
GST Registered: Yes

Postal Address:

11 The Promenade
Camp Hill, Queensland 4152

Physical Address:

11 The Promenade
Camp Hill, Queensland 4152

Members

Number of Members: 2

Name	Age	Member Accounts	Pension Accounts	Tax File Number	Beneficiary Details
Crossley, Stuart	50	1	0	Provided	Not Provided
Stephenson, Sharon	50	1	0	Provided	Not Provided

Fund Relationships

Relationship Type	Contact
Auditor	Boys, Anthony William
Fund Contact	Crossley, Stuart
Tax Agent	PDK Financial Synergy Pty Ltd
Trustee	Crossley, Stuart
Trustee	Stephenson, Sharon

C - Other Documents

2020 Financial Year

Preparer Kelly Fu

Reviewer Kelly Fu

Status N/A - Not Applicable

Supporting Documents

No supporting documents

Standard Checklist

- Attach copy of any SOAs issued during the Financial Year
- Attach copy of Investment Strategy
- Attach signed Engagement Letter
- Attach signed Trustee Representation Letter
- Attach Trustee Minutes prepared during the year

D - Pension Documentation

2020 Financial Year

Preparer Kelly Fu

Reviewer Kelly Fu

Status N/A - Not Applicable

Supporting Documents

No supporting documents

Standard Checklist

- Attach Actuarial Certificate
- Attach documentation supporting any pensions commenced during the financial year
- Attach documentation supporting any pensions commuted during the financial year
- Ensure correct Transfer Balance Account Reports have been lodged with the ATO

E - Estate Planning

2020 Financial Year

Preparer Kelly Fu

Reviewer Kelly Fu

Status N/A - Not Applicable

Supporting Documents

No supporting documents

Standard Checklist

- Attach Death Benefit Nominations (if applicable)
- Attach Life Insurance Policies (if applicable)
- Attach Reversionary Pension documentation (if applicable)
- Attach SMSF Will (if applicable)
- Review current Estate planning to ensure it matches wishes of members