

CROSSLEY STEPHENSON SUPERANNUATION FUND

FINANCIAL YEAR ENDED

30 JUNE 2019

REPORT CONTENTS

Audit Report

Trustee Declaration

Financial Report

Member's Statements

Statutory Minutes

Representation Letter from the Trustee's

SUPER AUDITS

SELF-MANAGED SUPERANNUATION FUND INDEPENDENT AUDITOR'S REPORT

Approved SMSF auditor details

Name: Anthony William Boys

Business name: SUPER AUDITS

Business postal address: Box 3376 RUNDLE MALL 5000

SMSF auditor number (SAN): 100014140

Self-managed superannuation fund details

Self-managed superannuation fund (SMSF) name Crossley Stephenson

Australian business number (ABN) or tax file number (TFN): 929 119 949

Address: C/- P.O. Box 3685 ADELAIDE S.A. 5000

Year of income being audited 1 July 2018 – 30 June 2019

To the SMSF trustees

To the trustees of the Crossley Stephenson Superannuation Fund

AUDITING
DUE DILIGENCE
FORENSIC ACCOUNTING

SUPER AUDITS

Part A: Financial report

Approved SMSF auditor's Opinion

I have audited the special purpose financial report of the Crossley Stephenson superannuation Fund comprising; the Profit & Loss Statement for the financial year ending 30 June 2019, the Balance Sheet as at 30 June 2019 and the Notes to and forming part of the Accounts for the year ended 30 June 2019 of the Crossley Stephenson Superannuation Fund for the year ended 30 June 2019.

In my opinion, the financial report:

a) presents fairly, in all material respects, in accordance with the accounting policies described in the notes to the financial statements, the financial position of the fund at 30 June 2019 and the results of its operations for the year then ended.

Basis for Opinion

My audit has been conducted in accordance with Australian Auditing Standards¹. My responsibilities under those standards are further described in the *Approved SMSF Auditor's Responsibilities for the Audit of the Financial Report* section of this report. I am independent of the self-managed superannuation fund in accordance with the ethical requirements of the Accounting Professional and Ethical Standards Board's APES 110 *Code of Ethics for Professional Accountants* (the Code) as required by the Superannuation Industry (Supervision) Regulations 1994 (SISR). I have also fulfilled my other ethical responsibilities in accordance with the Code.

I believe that the audit evidence I have obtained is sufficient and appropriate to provide a basis for my audit opinion.

Emphasis of Matter - Basis of accounting

Without modifying my opinion, I draw attention to note 1 of the financial report, which describes the basis of accounting. The financial report has been prepared to assist *Crossley Stephenson superannuation fund* meet the requirements of the SMSF's governing rules, the *Superannuation Industry (Supervision) Act 1993* (SISA) and the SISR. As a result, the financial report may not be suitable for other purposes.

Responsibilities of SMSF trustees for the financial report

Each SMSF trustee (individual trustee or director of corporate trustee) is responsible for the preparation and fair presentation of the financial report in accordance with the financial reporting requirements of the SMSF's governing rules, the SISA and the SISR. Each trustee is also responsible for such internal controls as they determine are necessary to enable the

¹The Australian Auditing Standards issued by the Auditing and Assurance Standards Board.

SUPER AUDITS

preparation and fair presentation of a financial report that is free from material misstatement, whether due to fraud or error.

In preparing the financial report, the trustees are responsible for assessing the fund's ability to continue as a going concern, disclosing, as applicable, matters relating to going concern and using the going concern basis of accounting unless the trustees intend to wind-up the fund. The going concern basis of accounting is appropriate when it is reasonably foreseeable that the fund will be able to meet its liabilities as they fall due.

The trustees are responsible for overseeing the fund's financial reporting process.

Approved SMSF auditor's responsibilities for the audit of the financial report

My responsibility is to express an opinion on the financial report based on my audit. I have conducted an independent audit of the financial report in order to express an opinion on it to the trustees.

My objective is to obtain reasonable assurance about whether the financial report as a whole is free from material misstatement, whether due to fraud or error, and to issue an auditor's report that includes my opinion. Reasonable assurance is a high level of assurance, but is not a guarantee that an audit conducted in accordance with the Australian Auditing Standards will always detect a material misstatement when it exists. Misstatements can arise from fraud or error and are considered material if, individually or in aggregate, they could reasonably be expected to influence the economic decisions of trustees taken on the basis of this financial report.

I have complied with the competency standards set by Australian Securities & Investments Commission (ASIC). My audit has been conducted in accordance with Australian Auditing Standards. These standards require that I comply with relevant ethical requirements relating to audit engagements, and plan and perform the audit to obtain reasonable assurance as to whether the financial report is free from material misstatement.

As part of an audit in accordance with Australian Auditing Standards, I exercise professional judgment and maintain professional scepticism throughout the audit. I also:

- Identify and assess the risks of material misstatement of the financial report, whether due to fraud or error, design and perform audit procedures responsive to those risks, and obtain audit evidence that is sufficient and appropriate to provide a basis for my opinion. The risk of not detecting a material misstatement resulting from fraud is higher than for one resulting from error, as fraud may involve collusion, forgery, intentional omissions, misrepresentations, or the override of internal control.
- Obtain an understanding of internal controls relevant to the audit in order to design audit procedures that are appropriate in the circumstances, but not for the purpose of expressing an opinion on the effectiveness of the fund's internal control.
- Evaluate the appropriateness of accounting policies used and the reasonableness of accounting estimates and related disclosures made by the trustees.
- Conclude on the appropriateness of trustees' use of the going concern basis of accounting and, based on the audit evidence obtained, whether a material uncertainty exists related to events or conditions that may cast significant doubt on the fund's ability to continue as a going concern. If I conclude that a material uncertainty exists, I

AUDITING
DUE DILIGENCE
FORENSIC ACCOUNTING

SUPER AUDITS

am required to draw attention in the auditor's report to the related disclosures in the financial report or, if such disclosures are inadequate, to modify my opinion. My conclusions are based on the audit evidence obtained up to the date of the auditor's report. However, future events or conditions may cause the fund to cease to continue as a going concern.

- Evaluate the overall presentation, structure and content of the financial report, including the disclosures, and whether the financial report represents the underlying transactions and events in a manner that achieves fair presentation.

I communicate with the trustees and or the trustee's authorised representative regarding, among other matters, the planned scope and timing of the audit and significant audit findings, including any significant deficiencies in internal control that I identify during the audit.

Part B: Compliance report

Approved SMSF Auditor's Opinion

I have performed a reasonable assurance engagement on the Crossley Stephenson superannuation fund to provide an opinion in relation to its compliance, in all material respects, with the applicable provisions of the SISA and the SISR as listed below in the *Approved SMSF Auditor's Responsibility* section of this report.

In my opinion, each trustee of Crossley Stephenson superannuation fund has complied, in all material respects, with the applicable provisions of the SISA and the SISR specified below, for the year ended 30 June 2019.

Basis for Opinion

I have conducted my engagement in accordance with Standard on Assurance Engagements ASAE 3100 *Compliance Engagements* issued by the Auditing and Assurance Standards Board.

I believe that the evidence I have obtained is sufficient and appropriate to provide a basis for my opinion.

Independence and quality control

I have complied with the independence requirements in accordance with the Accounting Professional and Ethical Standards Board's APES 110 *Code of Ethics for Professional Accountants* (the Code) as required by the SISR.

My firm applies Australian Standard on Quality Control 1 ASQC 1 *Quality Control for Firms that Perform Audits and Reviews of Financial Reports and Other Financial Information, and Other Assurance Engagements* in undertaking this assurance engagement.

I have complied with the competency standards set by ASIC.

AUDITING
DUE DILIGENCE
FORENSIC ACCOUNTING

SUPER AUDITS

SMSF trustees' responsibility for compliance

Each SMSF trustee is responsible for complying with the requirements of the SISA and the SISR and for identifying, designing and implementing internal controls as they determine necessary to meet compliance requirements and monitor ongoing compliance.

Approved SMSF auditor's responsibility for the compliance report

My responsibility is to express an opinion on the trustees' compliance with the applicable requirements of the SISA and the SISR, based on the compliance engagement. My procedures included testing that the fund has an investment strategy that complies with the SISA and that the trustees make investments in line with that strategy, however, no opinion is made on its appropriateness to the fund members.

My reasonable assurance engagement has been conducted in accordance with applicable Standards on Assurance Engagements issued by the Auditing and Assurance Standards Board, to provide reasonable assurance that the trustees of the fund have complied, in all material respects, with the relevant requirements of the following provisions (to the extent applicable) of the SISA and the SISR.

Sections: 17A, 34,35AE, 35B, 35C(2), 35 (D) (1), 52 (2), 62, 65, 66, 67,67A, 67B, 82-85, 103, 104, 104A, 105, 109, 126K

Regulations: 1.06(9A), 4.09, 4.09A, 5.03, 5.08, 6.17, 7.04, 8.02B, 13.12, 13.13, 13.14, 13.18AA 13.22 (B and C)

An assurance engagement to report on the fund's compliance with the applicable requirements of the SISA and the SISR involves performing procedures to obtain evidence about the compliance activity and controls implemented to meet the compliance requirements. The procedures selected depend on my judgement, including the identification and assessment of risks of material non-compliance.

My procedures included examination, on a test basis, of evidence supporting compliance with those requirements of the SISA and the SISR for the year ended 30 June

These tests have not been performed continuously throughout the period, were not designed to detect all instances of non-compliance, and have not covered any other provisions of the SISA and the SISR apart from those specified.

Inherent limitations

Due to the inherent limitations of an assurance engagement, together with the internal control structure it is possible that fraud, error, or non-compliance with the listed provisions may occur and not be detected. A reasonable assurance engagement does not provide assurance on whether compliance with the listed provisions will continue in the future.



SMSF Auditor's signature

Date: 18 September 2019

AUDITING
DUE DILIGENCE
FORENSIC ACCOUNTING

SUPER AUDITS

The Trustees
The Crossley Stephenson Super Fund
C/- P.O. Box 3685
ADELAIDE S.A. 5000

A.W. Boys
Box 3376
Rundle Mall 5000
18 September 2019

Dear Trustees,

I have completed the audit of the Crossley Stephenson Super Fund for the financial year ending 30 June 2019. The Trustees have complied in all material respects with the *Superannuation Industry (Supervision) Act 1993* and Regulations. ***The trustees are reminded to obtain valuations or market appraisals of the real property assets held by the Fund and report those market values in the financial statements of the Fund every year pursuant to Regulation 8.02B. Further, the trustees are requested to minute all significant nonstandard events and transactions, such as renewal of lease agreements that would state that the lease is to an unrelated party or otherwise, in the AGM minutes of the Fund.***


The Trustees are required to maintain the financial records of the Fund for a minimum of five years and the minutes of meetings are to be retained for ten years.

It is recommended that the trustees review their Investment Strategy annually to ensure the strategy meets the objectives of the members having regard to risk, return, liquidity and diversification of investments. Further, the trustees should determine whether the Fund should hold a contract of insurance that provides insurance cover for one or more members of the Fund.

Thank you for your professionalism and full cooperation throughout the audit process.

Should you have any queries regarding any of the above please contact me on 0410 712708.

Yours sincerely



Tony Boys
SMSF Auditor Number (SAN) 100014140
Registered Company Auditor 67793

AUDITING
DUE DILIGENCE
FORENSIC ACCOUNTING

Crossley Stephenson Superannuation Fund

Trustees Declaration

The trustees have determined that the Fund is not a reporting entity and that these special purpose financial statements should be prepared in accordance with the accounting policies described in Note 1 to the financial statements.

The trustees declare that:

- (i) the financial statements and notes to the financial statements for the year ended 30 June 2019 present fairly, in all material respects, the financial position of the Superannuation Fund at 30 June 2019 and the results of its operations for the year ended on that date in accordance with the accounting policies described in Note 1 to the financial statements;
- (ii) the financial statements and notes to the financial statements have been prepared in accordance with the requirements of the trust deed; and
- (iii) the operation of the superannuation fund has been carried out in accordance with its trust deed and in compliance with the requirements of the Superannuation Industry (Supervision) Act 1993 and associated Regulations during the year ended 30 June 2019.

Specifically, the trustees declare that:

- in accordance with s120 of the Superannuation Industry (Supervision) Act 1993, no individual trustee has been or is a disqualified person;
- the Fund has satisfactory title to all assets, all assets are unencumbered and free from charge as prescribed by s50 of the Superannuation Industry (Supervision) Act 1993 and reg13.14 of the Superannuation Industry (Supervision) Act 1994; and
- to the knowledge of the trustees, there have been no events or transactions subsequent to the balance date which could have a material impact on the Fund. Where such events have occurred, the effect of such events has been accounted and noted in the Fund's financial statements.

Signed in accordance with a resolution of the trustees by:

.....
Stuart Crossley

Trustee

.....
Sharon Stephenson

Trustee

30 June 2019

FINANCIAL REPORT CONTENTS

Statement of Financial Position

Operating Statement

Detailed Operating Statement

Statement of Taxable Income

Notes to the Financial Statements

Crossley Stephenson Superannuation Fund

Statement of Financial Position

As at 30 June 2019

	Note	2019 \$	2018 \$
Assets			
Investments			
Plant and Equipment (at written down value) - Unitised	2	6,128.50	7,580.64
Real Estate Properties (Australian - Non Residential)	3	1,368,519.22	1,398,519.22
Shares in Listed Companies (Australian)	4	100,852.92	92,362.76
Units in Listed Unit Trusts (Australian)	5	36,787.00	28,439.10
Total Investments		<u>1,512,287.64</u>	<u>1,526,901.72</u>
Other Assets			
Prepaid Borrowing Expenses		715.37	1,033.02
Sundry Debtors		57,277.02	16,632.36
Reinvestment Residual Account		149.98	0.00
Distributions Receivable		159.85	202.05
Westpac DIY Super Working Account ***1829		4,119.20	16,381.84
Westpac DIY Super Savings Account ***1810		3,591.29	5,406.84
Income Tax Refundable		0.00	1,279.32
Total Other Assets		<u>66,012.71</u>	<u>40,935.43</u>
Total Assets		<u>1,578,300.35</u>	<u>1,567,837.15</u>
Less:			
Liabilities			
GST Payable		11,790.53	7,282.86
Income Tax Payable		6,903.50	0.00
PAYG Payable		1,737.00	1,959.00
Deferred Tax Liability		5,473.30	7,942.33
Limited Recourse Borrowing Arrangements		185,000.00	287,500.00
Total Liabilities		<u>210,904.33</u>	<u>304,684.19</u>
Net assets available to pay benefits		<u>1,367,396.02</u>	<u>1,263,152.96</u>
Represented by:			
Liability for accrued benefits allocated to members' accounts	7, 8		
Crossley, Stuart - Accumulation		864,019.20	792,819.19
Stephenson, Sharon - Accumulation		500,656.82	469,653.77
Contribution and Investment Reserves		2,720.00	680.00
Total Liability for accrued benefits allocated to members' accounts		<u>1,367,396.02</u>	<u>1,263,152.96</u>

Crossley Stephenson Superannuation Fund

Operating Statement

For the year ended 30 June 2019

	Note	2019 \$	2018 \$
Income			
Investment Income			
Trust Distributions	11	776.53	1,050.03
Dividends Received	10	10,637.46	7,633.14
Interest Received		86.04	212.60
Property Income	12	150,787.95	110,771.41
Contribution Income			
Employer Contributions		28,646.14	28,343.72
Total Income		<u>190,934.12</u>	<u>148,010.90</u>
Expenses			
Accountancy Fees		5,940.00	5,885.00
ATO Supervisory Levy		259.00	259.00
Auditor's Remuneration		1,320.00	1,320.00
ASIC Fees		263.00	254.00
Advisor Fees		1,230.00	1,230.00
Bank Charges		3.35	2.00
Borrowing Expenses		317.65	317.65
Depreciation		2,844.14	4,185.25
Insurance		0.00	2,735.67
Property Expenses - Agents Management Fees		0.00	5,398.18
Property Expenses - Council Rates		8,942.36	8,715.19
Property Expenses - Insurance Premium		4,022.03	1,282.72
Property Expenses - Interest on Loans		13,500.59	17,850.12
Property Expenses - Land Tax		1,634.25	1,716.39
Property Expenses - Light & Power		0.00	126.29
Property Expenses - Repairs Maintenance		1,322.00	2,049.60
Property Expenses - Strata Levy Fees		3,378.60	3,113.10
Property Expenses - Sundry Expenses		850.00	1,450.00
Property Expenses - Water Rates		3,016.47	3,634.54
Member Payments			
Life Insurance Premiums		3,777.13	3,233.95
Division 293 Tax		0.00	4,227.15
Investment Losses			
Changes in Market Values	13	22,688.02	(4,499.94)
Total Expenses		<u>75,308.59</u>	<u>64,485.86</u>
Benefits accrued as a result of operations before income tax		<u>115,625.53</u>	<u>83,525.04</u>
Income Tax Expense	14	11,382.47	6,967.94
Benefits accrued as a result of operations		<u>104,243.06</u>	<u>76,557.10</u>

Crossley Stephenson Superannuation Fund

Detailed Operating Statement

For the year ended 30 June 2019

	2019	2018
	\$	\$
Income		
Investment Income		
Trust Distributions		
Apa Group	293.52	289.41
Atlas Arteria	88.24	0.00
Goodman Group	173.70	264.10
Macquarie Atlas Roads Group	0.00	326.84
Spdr S&p/asx 200 Fund	221.07	169.68
	<u>776.53</u>	<u>1,050.03</u>
Dividends Received		
AGL Energy Limited.	427.16	256.88
Alumina Limited	696.62	0.00
Asaleo Care Limited	0.00	373.50
ASX Limited	160.92	227.70
Australia And New Zealand Banking Group Limited	272.00	272.00
BHP Group Limited	735.88	295.25
Brambles Limited	136.30	136.30
Commonwealth Bank Of Australia.	379.28	378.40
Downer Edi Limited	424.76	0.00
Insurance Australia Group Limited	271.71	248.20
loof Holdings Limited	119.61	369.90
Janus Henderson Group Plc	151.21	0.00
Japara Healthcare Limited	106.44	158.44
QBE Insurance Group Limited	132.50	68.90
Regis Healthcare Limited	204.59	235.71
RIO Tinto Limited	4,614.10	3,058.40
Tabcorp Holdings Limited	0.00	72.93
Tatts Group Limited	0.00	198.96
Telstra Corporation Limited.	0.00	280.37
Trade Me Group Limited	343.98	0.00
Wesfarmers Limited	428.80	298.82
Westpac Banking Corporation	707.82	471.88
Woodside Petroleum Limited	323.78	230.60
	<u>10,637.46</u>	<u>7,633.14</u>
Interest Received		
ANZ e-trade ***1631	0.00	0.03
Westpac DIY Super Savings Account ***1810	38.31	137.60
Westpac DIY Super Working Account ***1829	47.73	74.97
	<u>86.04</u>	<u>212.60</u>
Property Income		
Unit 3, 4 Florence Street, Hendon SA 5014	71,978.92	41,837.97
Unit 5, 16 Farrow Circuit, Seaford SA 5169	25,712.86	21,838.88
Unit 7, 27 Lindsay Road, Lonsdale SA 5160	27,205.20	27,266.74
Unit 8, 27 Lindsay Road, Lonsdale SA 5160	25,890.97	19,827.82
	<u>150,787.95</u>	<u>110,771.41</u>
Contribution Income		
Employer Contributions - Concessional		
Sharon Stephenson	1,277.47	2,606.18
Stuart Crossley	27,368.67	25,737.54
	<u>28,646.14</u>	<u>28,343.72</u>
Total Income	<u>190,934.12</u>	<u>148,010.90</u>

Crossley Stephenson Superannuation Fund

Detailed Operating Statement

For the year ended 30 June 2019

	2019	2018
	\$	\$
Expenses		
Accountancy Fees	5,940.00	5,885.00
Advisor Fees	1,230.00	1,230.00
ASIC Fees	263.00	254.00
ATO Supervisory Levy	259.00	259.00
Auditor's Remuneration	1,320.00	1,320.00
Bank Charges	3.35	2.00
Borrowing Expenses	317.65	317.65
Insurance	0.00	2,735.67
	9,333.00	12,003.32
Depreciation		
Unit 7, 27 Lindsay Road, Lonsdale SA 5160	315.00	433.00
Unit 3, 4 Florence Street, Hendon SA 5014	1,392.00	2,330.00
Carpet - 8/27 Lindsay Rd	212.68	141.79
Unit 8, 27 Lindsay Road, Lonsdale SA 5160	313.00	430.00
Hot Water System - 8/27 Lindsey Rd	69.14	82.97
Unit 5, 16 Farrow Circuit, Seaford SA 5169	294.00	473.00
Solar System 3kw - Unit 8/ 27 Lindsay Rd, Lonsdale	114.52	127.24
Air Conditioner - Unit 7/ 27 Lindsay Rd, Lonsdale	133.80	167.25
	2,844.14	4,185.25
Property Expenses - Agents Management Fees		
Unit 8, 27 Lindsay Road, Lonsdale SA 5160	0.00	2,657.27
Unit 7, 27 Lindsay Road, Lonsdale SA 5160	0.00	381.82
Unit 5, 16 Farrow Circuit, Seaford SA 5169	0.00	2,359.09
	0.00	5,398.18
Property Expenses - Council Rates		
Unit 7, 27 Lindsay Road, Lonsdale SA 5160	1,517.95	1,463.99
Unit 3, 4 Florence Street, Hendon SA 5014	4,410.70	4,345.75
Unit 8, 27 Lindsay Road, Lonsdale SA 5160	1,517.95	1,463.99
Unit 5, 16 Farrow Circuit, Seaford SA 5169	1,495.76	1,441.46
	8,942.36	8,715.19
Property Expenses - Insurance Premium		
Unit 7, 27 Lindsay Road, Lonsdale SA 5160	2,736.14	0.00
Unit 3, 4 Florence Street, Hendon SA 5014	1,285.89	1,282.72
	4,022.03	1,282.72
Property Expenses - Interest on Loans		
Unit 3, 4 Florence Street, Hendon SA 5014	13,500.59	17,850.12
	13,500.59	17,850.12
Property Expenses - Land Tax		
Unit 8, 27 Lindsay Road, Lonsdale SA 5160	324.00	334.65
Unit 3, 4 Florence Street, Hendon SA 5014	668.05	695.30
Unit 7, 27 Lindsay Road, Lonsdale SA 5160	324.00	334.65
Unit 5, 16 Farrow Circuit, Seaford SA 5169	318.20	351.79
	1,634.25	1,716.39
Property Expenses - Light & Power		
Unit 8, 27 Lindsay Road, Lonsdale SA 5160	0.00	126.29
	0.00	126.29
Property Expenses - Repairs Maintenance		

Crossley Stephenson Superannuation Fund

Detailed Operating Statement

For the year ended 30 June 2019

	2019	2018
	\$	\$
Unit 3, 4 Florence Street, Hendon SA 5014	1,322.00	0.00
Unit 8, 27 Lindsay Road, Lonsdale SA 5160	0.00	299.60
Unit 5, 16 Farrow Circuit, Seaford SA 5169	0.00	1,750.00
	<u>1,322.00</u>	<u>2,049.60</u>
Property Expenses - Strata Levy Fees		
Unit 8, 27 Lindsay Road, Lonsdale SA 5160	1,108.80	1,108.80
Unit 7, 27 Lindsay Road, Lonsdale SA 5160	1,207.80	1,207.80
Unit 5, 16 Farrow Circuit, Seaford SA 5169	1,062.00	796.50
	<u>3,378.60</u>	<u>3,113.10</u>
Property Expenses - Sundry Expenses		
Unit 8, 27 Lindsay Road, Lonsdale SA 5160	465.00	985.00
Unit 5, 16 Farrow Circuit, Seaford SA 5169	385.00	465.00
	<u>850.00</u>	<u>1,450.00</u>
Property Expenses - Water Rates		
Unit 8, 27 Lindsay Road, Lonsdale SA 5160	630.45	619.00
Unit 7, 27 Lindsay Road, Lonsdale SA 5160	640.53	612.42
Unit 3, 4 Florence Street, Hendon SA 5014	1,063.50	1,725.83
Unit 5, 16 Farrow Circuit, Seaford SA 5169	681.99	677.29
	<u>3,016.47</u>	<u>3,634.54</u>
Member Payments		
Division 293 Tax		
Crossley, Stuart - Accumulation (Accumulation)	0.00	4,227.15
	<u>0.00</u>	<u>4,227.15</u>
Life Insurance Premiums		
Stephenson, Sharon - Accumulation (Accumulation)	919.45	803.65
Crossley, Stuart - Accumulation (Accumulation)	2,857.68	2,430.30
	<u>3,777.13</u>	<u>3,233.95</u>
Investment Losses		
Realised Movements in Market Value		
Plant and Equipment (at written down value) - Unitised		
Carpet - 8/27 Lindsay Rd	363.64	0.00
	<u>363.64</u>	<u>0.00</u>
Shares in Listed Companies (Australian)		
Asaleo Care Limited	1,693.17	0.00
ASX Limited	(882.54)	0.00
Coles Group Limited.	(63.93)	0.00
Downer Edi Limited	80.66	0.00
loof Holdings Limited	642.69	(171.48)
RIO Tinto Limited	4,818.23	2,786.60
Tabcorp Holdings Limited	0.00	217.85
Telstra Corporation Limited.	2,412.33	0.00
Trade Me Group Limited	(2,034.82)	0.00
	<u>6,665.79</u>	<u>2,832.97</u>
Units in Listed Unit Trusts (Australian)		
Goodman Group	(1,155.54)	0.00
Macquarie Atlas Roads Group	0.00	(1,266.80)
	<u>(1,155.54)</u>	<u>(1,266.80)</u>
Unrealised Movements in Market Value		
Plant and Equipment (at written down value) - Unitised		

Crossley Stephenson Superannuation Fund

Detailed Operating Statement

For the year ended 30 June 2019

	2019	2018
	\$	\$
Carpet - 8/27 Lindsay Rd	(363.64)	0.00
	<u>(363.64)</u>	<u>0.00</u>
Real Estate Properties (Australian - Non Residential)		
Unit 3, 4 Florence Street, Hendon SA 5014	(1,392.00)	(2,330.00)
Unit 5, 16 Farrow Circuit, Seaford SA 5169	30,000.00	0.00
	<u>28,608.00</u>	<u>(2,330.00)</u>
Shares in Listed Companies (Australian)		
AGL Energy Limited.	894.14	677.54
Alumina Limited	1,045.75	(1,238.12)
Asaleo Care Limited	(1,338.02)	280.12
ASX Limited	(426.08)	(1,185.80)
Australia And New Zealand Banking Group Limited	5.10	81.60
BHP Group Limited	(1,747.31)	(2,540.57)
Brambles Limited	(1,884.80)	399.50
Commonwealth Bank Of Australia.	(872.08)	874.72
Downer Edi Limited	434.49	0.00
Insurance Australia Group Limited	195.17	(1,277.50)
loof Holdings Limited	(251.57)	417.42
Janus Henderson Group Plc	586.00	0.00
Japara Healthcare Limited	1,114.77	479.37
QBE Insurance Group Limited	(550.37)	548.55
Regis Healthcare Limited	793.00	793.00
RIO Tinto Limited	(1,849.60)	174.05
Tatts Group Limited	0.00	(26.33)
Telstra Corporation Limited.	(2,515.00)	1,777.44
Wesfarmers Limited	160.45	(1,238.16)
Westpac Banking Corporation	227.94	303.71
Woodside Petroleum Limited	(145.80)	(905.58)
	<u>(6,123.82)</u>	<u>(1,605.04)</u>
Units in Listed Unit Trusts (Australian)		
Apa Group	(617.50)	(442.00)
Atlas Arteria	(1,788.32)	(2,980.90)
Goodman Group	(1,998.89)	(1,775.34)
Macquarie Atlas Roads Group	0.00	3,399.42
Spark Infrastructure Group	(646.70)	0.00
Spdr S&p/asx 200 Fund	(255.00)	(332.25)
	<u>(5,306.41)</u>	<u>(2,131.07)</u>
Changes in Market Values	<u>22,688.02</u>	<u>(4,499.94)</u>
Total Expenses	<u>75,308.59</u>	<u>64,485.86</u>
Benefits accrued as a result of operations before income tax	<u>115,625.53</u>	<u>83,525.04</u>
Income Tax Expense		
Income Tax Expense	11,382.47	6,967.94
Total Income Tax	<u>11,382.47</u>	<u>6,967.94</u>
Benefits accrued as a result of operations	<u>104,243.06</u>	<u>76,557.10</u>

Crossley Stephenson Superannuation Fund

Statement of Taxable Income

For the year ended 30 June 2019

	2019
	\$
Benefits accrued as a result of operations	115,625.53
Less	
Realised Accounting Capital Gains	(5,873.89)
Accounting Trust Distributions	776.53
Tax Adjustment - Capital Works Expenditure (D1)	21,676.00
	<u>16,578.64</u>
Add	
Other Non Deductible Expenses	317.65
Decrease in MV of investments	16,814.13
Franking Credits	4,232.87
Foreign Credits	61.28
Taxable Trust Distributions	408.51
Distributed Foreign income	91.06
	<u>21,925.50</u>
SMSF Annual Return Rounding	(1.39)
	<u>120,971.00</u>
Taxable Income or Loss	<u>120,971.00</u>
Income Tax on Taxable Income or Loss	18,145.65
Less	
Franking Credits	4,232.87
Foreign Credits	61.28
CURRENT TAX OR REFUND	<u>13,851.50</u>
Supervisory Levy	259.00
Income Tax Instalments Paid	(6,948.00)
AMOUNT DUE OR REFUNDABLE	<u>7,162.50</u>

Crossley Stephenson Superannuation Fund

Deferred Tax Reconciliation

For The Period 01 July 2018 - 30 June 2019

Investment Code	Investment Name	Revaluation/Tax Deferred	Permanent Difference (Non-Assessable)	Temporary Difference (Assessable)	Temporary Difference (Accumulation Portion)
Revaluations					
APA.AX	Apa Group	617.50	205.83	411.67	411.67
TLS.AX	Telstra Corporation Limited.	2,515.00	838.33	1,676.67	1,676.67
AGL.AX	AGL Energy Limited.	(894.14)	(298.05)	(596.09)	(596.09)
CSSFU8CARPET	Carpet - 8/27 Lindsay Rd	363.64	121.21	242.43	242.43
IAG.AX	Insurance Australia Group Limited	(195.17)	(65.06)	(130.11)	(130.11)
AHY.AX	Asaleo Care Limited	1,338.02	446.01	892.01	892.01
ASX.AX	ASX Limited	426.08	142.03	284.05	284.05
JHC.AX	Japara Healthcare Limited	(1,114.77)	(371.59)	(743.18)	(743.18)
STUCROSS31	Unit 5, 16 Farrow Circuit, Seaford SA 5169	(30,000.00)	(10,000.00)	(20,000.00)	(20,000.00)
BHP.AX	BHP Group Limited	1,747.31	582.44	1,164.87	1,164.87
GMG.AX	Goodman Group	1,998.89	666.30	1,332.59	1,332.59
JHG.AX	Janus Henderson Group Plc	(586.00)	(195.33)	(390.67)	(390.67)
STW.AX	Spdr S&p/asx 200 Fund	255.00	85.00	170.00	170.00
ANZ.AX	Australia And New Zealand Banking Group Limited	(5.10)	(1.70)	(3.40)	(3.40)
WES.AX	Wesfarmers Limited	(160.45)	(53.48)	(106.97)	(106.97)
REG.AX	Regis Healthcare Limited	(793.00)	(264.33)	(528.67)	(528.67)
QBE.AX	QBE Insurance Group Limited	550.37	183.46	366.91	366.91
AWC.AX	Alumina Limited	(1,045.75)	(348.58)	(697.17)	(697.17)
BXB.AX	Brambles Limited	1,884.80	628.27	1,256.53	1,256.53
SKI.AX	Spark Infrastructure Group	646.70	215.57	431.13	431.13

Crossley Stephenson Superannuation Fund

Deferred Tax Reconciliation

For The Period 01 July 2018 - 30 June 2019

Investment Code	Investment Name	Revaluation/Tax Deferred	Permanent Difference (Non-Assessable)	Temporary Difference (Assessable)	Temporary Difference (Accumulation Portion)
DOW.AX	Downer Edi Limited	(434.49)	(144.83)	(289.66)	(289.66)
WPL.AX	Woodside Petroleum Limited	145.80	48.60	97.20	97.20
CBA.AX	Commonwealth Bank Of Australia.	872.08	290.69	581.39	581.39
IFL.AX	loof Holdings Limited	251.57	83.86	167.71	167.71
CSSFHENDON	Unit 3, 4 Florence Street, Hendon SA 5014	1,392.00	464.00	928.00	928.00
ALX.AX	Atlas Arteria	1,788.32	596.11	1,192.21	1,192.21
RIO.AX	RIO Tinto Limited	1,849.60	616.53	1,233.07	1,233.07
WBC.AX	Westpac Banking Corporation	(227.94)	(75.98)	(151.96)	(151.96)
		(16,814.13)	(5,604.69)	(11,209.44)	(11,209.44)
Tax Deferred Distributions					
APA.AX	Apa Group	139.01	0.00	139.01	139.01
GMG.AX	Goodman Group	(26.09)	0.00	(26.09)	(26.09)
GMG.AX	Goodman Group	(18.08)	0.00	(18.08)	(18.08)
GMG.AX	Goodman Group	67.93	0.00	67.93	67.93
GMG.AX	Goodman Group	26.09	0.00	26.09	26.09
STW.AX	Spdr S&p/asx 200 Fund	4.96	0.00	4.96	4.96
		193.82	0.00	193.82	193.82
Total		(16,620.31)	(5,604.69)	(11,015.62)	(11,015.62)
Deferred Tax Liability (Asset) Summary					
Opening Balance		7,942.33			

Current Year Transactions	(1,652.34)
Total Capital Losses	(816.69)
Total Tax Losses	0.00
Deferred Tax WriteBacks/Adjustment	0.00
Capital Loss carried forward recouped	0.00
Tax Loss carried forward recouped	0.00
Closing Balance	<hr/> 5,473.30 <hr/>

Crossley Stephenson Superannuation Fund

Notes to the Financial Statements

For the year ended 30 June 2019

Note 1: Summary of Significant Accounting Policies

The trustees have prepared the financial statements on the basis that the Superannuation Fund is a non-reporting entity because there are no users dependent on general purpose financial statements. The financial statements are therefore special purpose financial statements that have been prepared in order to meet the requirements of the Superannuation Industry (Supervision) Act 1993 and associated Regulations, the trust deed of the Fund and the needs of members.

The financial statements have been prepared on a cash basis and are based on historical costs, except for investments which have been measured at market value.

The following significant accounting policies, which are consistent with the policies applied in the previous period unless otherwise stated, have been adopted in the preparation of the financial statements.

The financial statements were authorised for issue by the Trustee(s).

a. Measurement of Investments

The Fund initially recognises:

- (i) an investment when it controls the future economic benefits expected to flow from the asset. For financial assets, the trade date is considered to be the date on which control of the future economic benefits attributable to the asset passes to the Fund; and
- (ii) a financial liability on the date it becomes a party to the contractual provisions of the instrument.

Investments of the Fund have been measured at market value, which refers to the amount that a willing buyer could reasonably be expected to pay to acquire an asset from a willing seller if the following assumptions were made:

- that the buyer and the seller deal with each other at arm's length in relation to the sale;
- that the sale occurred after proper marketing of the asset; and
- that the buyer and the seller acted knowledgeably and prudentially in relation to the sale.

Market value has been determined as follows:

- (i) shares and other securities listed on the Australian Securities Exchange by reference to the relevant market quotations at the end of the reporting period;
- (ii) units in managed funds by reference to the unit redemption price at the end of the reporting period;
- (iii) fixed-interest securities by reference to the redemption price at the end of the reporting period;
- (iv) unlisted investments are stated at trustees' assessment based on estimated market value at balance date or where necessary, an external valuer's opinion; and
- (v) investment properties at the trustees' assessment of the market value or where necessary a qualified independent valuer's opinion at the end of reporting period.

Financial liabilities, such as trade creditors and other payables, are measured at the gross value of the outstanding balance at the end of the reporting period. The trustees have determined that the gross values of the Fund's financial liabilities is equivalent to their market values. Any remeasurement changes in the gross values of non-current financial liabilities (including liabilities for members' accrued benefits) are recognised in the operating statement in the periods in which they occur.

b. Cash and Cash Equivalents

Cash and cash equivalents include cash on hand and at call, deposits with banks and short-term, highly liquid investments that are readily convertible to cash and subject to an insignificant risk of change in value.

c. Revenue

Revenue is recognised to the extent that it is probable that the economic benefits will flow to the Fund and the revenue can be reliably measured. Revenue is recognised at the fair value of the consideration received or receivable.

Notes to the Financial Statements

For the year ended 30 June 2019

Interest revenue

Interest revenue is recognised in respect of fixed-interest securities, and cash and cash equivalent balances. Interest revenue is recognised upon receipt.

Dividend revenue

Dividend revenue is recognised when the dividend has been paid or, in the case of dividend reinvestment schemes, when the dividend is credited to the benefit of the fund.

Rental revenue

Rental revenue arising from operating leases on investment properties is recognised upon receipt.

Distribution revenue

Distributions from unit trusts and managed funds are recognised as at the date the unit value is quoted ex-distribution and if not received at the end of the reporting period, are reflected in the statement of financial position as a receivable at market value.

Remeasurement changes in market values

Remeasurement changes in the market values of assets are recognised as income and determined as the difference between the market value at year-end or consideration received (if sold during the year) and the market value as at the prior year-end or cost (if acquired during the period).

Contributions

Contributions and transfers in are recognised when the control and the benefits from the revenue have been attained and are recorded by the Fund, gross of any taxes, in the period to which they relate.

d. Liability for Accrued Benefits

The liability for accrued benefits represents the Fund's present obligation to pay benefits to members and beneficiaries, and has been calculated as the difference between the carrying amount of the assets and the carrying amount of the other payables and income tax liabilities as at the end of the reporting period.

e. Income Tax

The income tax expense (income) for the year comprises current income tax expense (income) and deferred tax expense (income).

Current tax expense charged to profit or loss is the tax payable on taxable income. Current tax liabilities (assets) are therefore measured at the amounts expected to be paid to (recovered from) the relevant taxation authority.

Deferred income tax expense reflects movements in deferred tax liability balances during the year as well as unused tax losses.

No deferred income tax is recognised from the initial recognition of an asset or liability where there is no effect on accounting or taxable profit or loss.

Deferred tax assets and liabilities are calculated at the tax rates that are expected to apply to the period when the asset is realised or the liability is settled, and their measurement also reflects the manner in which the trustees expect to recover or settle the carrying amount of the related asset or liability.

Deferred tax assets relating to temporary differences and unused tax losses are recognised only to the extent that it is probable that future taxable profit will be available against which the benefits of the deferred tax asset can be utilised.

f. Goods and Services Tax (GST)

Revenues, expenses and assets are recognised net of the amount of GST, except where the amount of GST incurred is not recoverable from the Australian Taxation Office (ATO).

Crossley Stephenson Superannuation Fund

Notes to the Financial Statements

For the year ended 30 June 2019

The net amount of GST recoverable from, or payable to, the ATO is included with other receivables or other payables in the statement of financial position.

g. Critical Accounting Estimates and Judgements

The preparation of financial statements requires the trustees to make judgements, estimates and assumptions that affect the application of accounting policies and the reported amounts of assets and liabilities, income and expenses. Actual results may differ from these estimates.

Estimates and underlying assumptions are reviewed on an ongoing basis. Revisions to accounting estimates are recognised in the period in which the estimate is revised and in any future period affected.

Note 2: Plant and Equipment (at written down value) - Unitised

	2019 \$	2018 \$
Air Conditioner - Unit 7/ 27 Lindsay Rd, Lonsdale	535.22	669.02
Assets on Purchase - Unit 8	1,257.00	1,570.00
Assets on Purchase - Unit 5 Seaford	1,699.00	1,993.00
Assets on Purchase - Unit 7	1,261.00	1,576.00
Solar System 3kw - Unit 8/ 27 Lindsay Rd, Lonsdale	1,030.67	1,145.19
Carpet - 8/27 Lindsay Rd	0.00	212.68
Hot Water System - 8/27 Lindsey Rd	345.61	414.75
	6,128.50	7,580.64

Note 3: Real Estate Properties (Australian - Non Residential)

	2019 \$	2018 \$
Unit 3, 4 Florence Street, Hendon SA 5014	571,053.30	571,053.30
Unit 3, 4 Florence Street, Hendon - Concreting	7,465.92	7,465.92
Unit 7, 27 Lindsay Road, Lonsdale SA 5160	270,000.00	270,000.00
Unit 8, 27 Lindsay Road, Lonsdale SA 5160	270,000.00	270,000.00
Unit 5, 16 Farrow Circuit, Seaford SA 5169	250,000.00	280,000.00
	1,368,519.22	1,398,519.22

Note 4: Shares in Listed Companies (Australian)

	2019 \$	2018 \$
AGL Energy Limited.	7,243.62	8,137.76
Asaleo Care Limited	0.00	5,210.33
Australia And New Zealand Banking Group Limited	4,795.70	4,800.80

Crossley Stephenson Superannuation Fund

Notes to the Financial Statements

For the year ended 30 June 2019

ASX Limited	5,930.64	7,082.90
Alumina Limited	5,184.25	6,230.00
BHP Group Limited	10,001.88	8,104.49
Brambles Limited	6,118.00	4,173.60
Commonwealth Bank Of Australia.	7,284.64	6,412.56
Downer Edi Limited	11,293.44	0.00
Insurance Australia Group Limited	5,889.38	6,226.90
loof Holdings Limited	0.00	3,982.57
Japara Healthcare Limited	1,863.00	2,933.13
Janus Henderson Group Plc	3,029.00	0.00
QBE Insurance Group Limited	3,205.93	2,581.10
Regis Healthcare Limited	3,208.60	4,001.60
RIO Tinto Limited	7,470.72	0.00
Telstra Corporation Limited.	0.00	2,771.96
Westpac Banking Corporation	7,345.24	7,354.30
Wesfarmers Limited	5,098.56	6,614.24
Woodside Petroleum Limited	5,890.32	5,744.52
	<hr/>	<hr/>
	100,852.92	92,362.76
	<hr/>	<hr/>

Note 5: Units in Listed Unit Trusts (Australian)

	2019	2018
	\$	\$
Atlas Arteria	8,757.28	7,182.31
Apa Group	7,020.00	6,402.50
Goodman Group	8,702.37	10,505.04
Spark Infrastructure Group	7,703.10	0.00
Spdr S&p/asx 200 Fund	4,604.25	4,349.25
	<hr/>	<hr/>
	36,787.00	28,439.10
	<hr/>	<hr/>

Note 6: Banks and Term Deposits

	2019	2018
	\$	\$
Banks		

Crossley Stephenson Superannuation Fund

Notes to the Financial Statements

For the year ended 30 June 2019

Westpac DIY Super Savings Account ***1810	3,591.29	5,406.84
Westpac DIY Super Working Account ***1829	4,119.20	16,381.84
	7,710.49	21,788.68

Note 7: Liability for Accrued Benefits

	2019 \$	2018 \$
Liability for accrued benefits at beginning of year	1,262,472.96	1,186,595.86
Benefits accrued as a result of operations	104,243.06	76,557.10
Contribution and Investment Reserves	2,720.00	680.00
Current year member movements	(2,040.00)	(680.00)
Liability for accrued benefits at end of year	1,367,396.02	1,263,152.96

Note 8: Vested Benefits

Vested benefits are benefits that are not conditional upon continued membership of the fund (or any factor other than resignation from the plan) and include benefits which members were entitled to receive had they terminated their fund membership as at the end of the reporting period.

	2019 \$	2018 \$
Vested Benefits	1,367,396.02	1,263,152.96

Note 9: Guaranteed Benefits

No guarantees have been made in respect of any part of the liability for accrued benefits.

Note 10: Dividends

	2019 \$	2018 \$
AGL Energy Limited.	427.16	256.88
ASX Limited	160.92	227.70
Alumina Limited	696.62	0.00
Asaleo Care Limited	0.00	373.50
Australia And New Zealand Banking Group Limited	272.00	272.00
BHP Group Limited	735.88	295.25

Crossley Stephenson Superannuation Fund

Notes to the Financial Statements

For the year ended 30 June 2019

Brambles Limited	136.30	136.30
Commonwealth Bank Of Australia.	379.28	378.40
Downer Edi Limited	424.76	0.00
Insurance Australia Group Limited	271.71	248.20
loof Holdings Limited	119.61	369.90
Janus Henderson Group Plc	151.21	0.00
Japara Healthcare Limited	106.44	158.44
QBE Insurance Group Limited	132.50	68.90
RIO Tinto Limited	4,614.10	3,058.40
Regis Healthcare Limited	204.59	235.71
Tabcorp Holdings Limited	0.00	72.93
Tatts Group Limited	0.00	198.96
Telstra Corporation Limited.	0.00	280.37
Trade Me Group Limited	343.98	0.00
Wesfarmers Limited	428.80	298.82
Westpac Banking Corporation	707.82	471.88
Woodside Petroleum Limited	323.78	230.60
	<hr/>	<hr/>
	10,637.46	7,633.14
	<hr/>	<hr/>

Note 11: Trust Distributions

	2019	2018
	\$	\$
Atlas Arteria	88.24	0.00
Spdr S&p/asx 200 Fund	221.07	169.68
Apa Group	293.52	289.41
Goodman Group	173.70	264.10
Macquarie Atlas Roads Group	0.00	326.84
	<hr/>	<hr/>
	776.53	1,050.03
	<hr/>	<hr/>

Crossley Stephenson Superannuation Fund

Notes to the Financial Statements

For the year ended 30 June 2019

Note 12: Rental Income

	2019 \$	2018 \$
Unit 8, 27 Lindsay Road, Lonsdale SA 5160	25,890.97	19,827.82
Unit 5, 16 Farrow Circuit, Seaford SA 5169	25,712.86	21,838.88
Unit 7, 27 Lindsay Road, Lonsdale SA 5160	27,205.20	27,266.74
Unit 3, 4 Florence Street, Hendon SA 5014	71,978.92	41,837.97
	<hr/> 150,787.95	<hr/> 110,771.41

Note 13: Unrealised Movements in Market Value

	2019 \$	2018 \$
Plant and Equipment (at written down value) - Unitised		
Carpet - 8/27 Lindsay Rd	363.64	0.00
	<hr/> 363.64	<hr/> 0.00
Real Estate Properties (Australian - Non Residential)		
Unit 3, 4 Florence Street, Hendon SA 5014	1,392.00	2,330.00
Unit 5, 16 Farrow Circuit, Seaford SA 5169	(30,000.00)	0.00
	<hr/> (28,608.00)	<hr/> 2,330.00
Shares in Listed Companies (Australian)		
AGL Energy Limited.	(894.14)	(677.54)
ASX Limited	426.08	1,185.80
Alumina Limited	(1,045.75)	1,238.12
Asaleo Care Limited	1,338.02	(280.12)
Australia And New Zealand Banking Group Limited	(5.10)	(81.60)
BHP Group Limited	1,747.31	2,540.57
Brambles Limited	1,884.80	(399.50)
Commonwealth Bank Of Australia.	872.08	(874.72)
Downer Edi Limited	(434.49)	0.00
Insurance Australia Group Limited	(195.17)	1,277.50
loof Holdings Limited	251.57	(417.42)
Janus Henderson Group Plc	(586.00)	0.00
Japara Healthcare Limited	(1,114.77)	(479.37)

Crossley Stephenson Superannuation Fund

Notes to the Financial Statements

For the year ended 30 June 2019

QBE Insurance Group Limited	550.37	(548.55)
RIO Tinto Limited	1,849.60	(174.05)
Regis Healthcare Limited	(793.00)	(793.00)
Tatts Group Limited	0.00	26.33
Telstra Corporation Limited.	2,515.00	(1,777.44)
Wesfarmers Limited	(160.45)	1,238.16
Westpac Banking Corporation	(227.94)	(303.71)
Woodside Petroleum Limited	145.80	905.58
	6,123.82	1,605.04
Units in Listed Unit Trusts (Australian)		
Apa Group	617.50	442.00
Atlas Arteria	1,788.32	2,980.90
Goodman Group	1,998.89	1,775.34
Macquarie Atlas Roads Group	0.00	(3,399.42)
Spark Infrastructure Group	646.70	0.00
Spdr S&p/asx 200 Fund	255.00	332.25
	5,306.41	2,131.07
Total Unrealised Movement	(16,814.13)	6,066.11
Realised Movements in Market Value		
	2019	2018
	\$	\$
Plant and Equipment (at written down value) - Unitised		
Carpet - 8/27 Lindsay Rd	(363.64)	0.00
	(363.64)	0.00
Shares in Listed Companies (Australian)		
ASX Limited	882.54	0.00
Asaleo Care Limited	(1,693.17)	0.00
Coles Group Limited.	63.93	0.00
Downer Edi Limited	(80.66)	0.00

Crossley Stephenson Superannuation Fund

Notes to the Financial Statements

For the year ended 30 June 2019

loof Holdings Limited	(642.69)	171.48
RIO Tinto Limited	(4,818.23)	(2,786.60)
Tabcorp Holdings Limited	0.00	(217.85)
Telstra Corporation Limited.	(2,412.33)	0.00
Trade Me Group Limited	2,034.82	0.00
	<u>(6,665.79)</u>	<u>(2,832.97)</u>
Units in Listed Unit Trusts (Australian)		
Goodman Group	1,155.54	0.00
Macquarie Atlas Roads Group	0.00	1,266.80
	<u>1,155.54</u>	<u>1,266.80</u>
Total Realised Movement	<u>(5,873.89)</u>	<u>(1,566.17)</u>
Changes in Market Values	<u>(22,688.02)</u>	<u>4,499.94</u>
Note 14: Income Tax Expense		
	2019	2018
	\$	\$
The components of tax expense comprise		
Current Tax	13,851.50	6,556.68
Deferred Tax Liability/Asset	(2,469.03)	411.26
Income Tax Expense	<u>11,382.47</u>	<u>6,967.94</u>

The prima facie tax on benefits accrued before income tax is reconciled to the income tax as follows:

Prima facie tax payable on benefits accrued before income tax at 15%	17,343.83	12,528.76
Less:		
Tax effect of:		
Increase in MV of Investments	0.00	909.92
Realised Accounting Capital Gains	(881.08)	(234.93)
Accounting Trust Distributions	116.48	157.50
Tax Adjustment - Capital Works Expenditure (D1)	3,251.40	3,251.40
Add:		
Tax effect of:		

Crossley Stephenson Superannuation Fund

Notes to the Financial Statements

For the year ended 30 June 2019

Other Non-Deductible Expenses	47.65	681.72
Decrease in MV of Investments	2,522.12	0.00
Franking Credits	634.93	472.64
Foreign Credits	9.19	0.12
Taxable Trust Distributions	61.28	47.39
Distributed Foreign Income	13.66	62.10
Rounding	(0.21)	(0.39)
Income Tax on Taxable Income or Loss	18,145.65	9,708.45
Less credits:		
Franking Credits	4,232.87	3,150.95
Foreign Credits	61.28	0.82
Current Tax or Refund	<u>13,851.50</u>	<u>6,556.68</u>

Crossley Stephenson Superannuation Fund

Members Summary Report

As at 30 June 2019

Opening Balance	Increases				Decreases					Closing Balance	
	Contributions	Transfers In	Net Earnings	Insurance Proceeds	Pensions Paid	Contributions Tax	Taxes Paid	Benefits Paid/ Transfers Out	Insurance Premiums		Member Expenses
Stuart Crossley (Age: 49)											
CROSTU00001A - Accumulation											
792,819.19	24,968.67		59,938.95			3,745.29	7,104.64		2,857.68		864,019.20
792,819.19	24,968.67		59,938.95			3,745.29	7,104.64		2,857.68		864,019.20
Sharon Stephenson (Age: 49)											
STESHA00001A - Accumulation											
469,653.77	1,277.47		35,111.72			191.62	4,275.07		919.45		500,656.82
469,653.77	1,277.47		35,111.72			191.62	4,275.07		919.45		500,656.82
1,262,472.96	26,246.14		95,050.67			3,936.91	11,379.71		3,777.13		1,364,676.02

Members Statement

Stuart Crossley
 11 The Promenade
 Camp Hill, Queensland, 4152, Australia

Your Details

Date of Birth : 09/07/1969
 Age: 49
 Tax File Number: Provided
 Date Joined Fund: 15/09/2011
 Service Period Start Date:
 Date Left Fund:
 Member Code: CROSTU00001A
 Account Start Date 15/09/2011
 Account Phase: Accumulation Phase
 Account Description: Accumulation

Nominated Beneficiaries N/A
 Vested Benefits 864,019.20
 Total Death Benefit 1,739,908.20
 Current Salary 0.00
 Previous Salary 0.00
 Disability Benefit 779,902.00

Your Balance

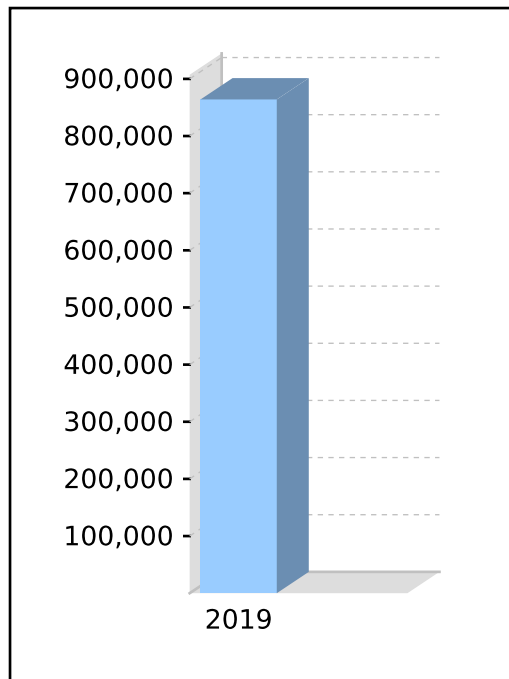
Total Benefits 864,019.20

Preservation Components

Preserved 848,813.46
 Unrestricted Non Preserved
 Restricted Non Preserved 15,205.74

Tax Components

Tax Free 392,985.83
 Taxable 471,033.37



Your Detailed Account Summary

	This Year
Opening balance at 01/07/2018	792,819.19
<u>Increases to Member account during the period</u>	
Employer Contributions	24,968.67
Personal Contributions (Concessional)	
Personal Contributions (Non Concessional)	
Government Co-Contributions	
Other Contributions	
Proceeds of Insurance Policies	
Transfers In	
Net Earnings	59,938.95
Internal Transfer In	
<u>Decreases to Member account during the period</u>	
Pensions Paid	
Contributions Tax	3,745.29
Income Tax	7,104.64
No TFN Excess Contributions Tax	
Excess Contributions Tax	
Refund Excess Contributions	
Division 293 Tax	
Insurance Policy Premiums Paid	2,857.68
Management Fees	
Member Expenses	
Benefits Paid/Transfers Out	
Superannuation Surcharge Tax	
Internal Transfer Out	
Closing balance at 30/06/2019	864,019.20

Members Statement

Sharon Stephenson
 11 The Promenade
 Camp Hill, Queensland, 4152, Australia

Your Details

Date of Birth : 05/02/1970
 Age: 49
 Tax File Number: Provided
 Date Joined Fund: 15/09/2011
 Service Period Start Date: 01/09/1986
 Date Left Fund:
 Member Code: STESHA00001A
 Account Start Date 15/09/2011
 Account Phase: Accumulation Phase
 Account Description: Accumulation

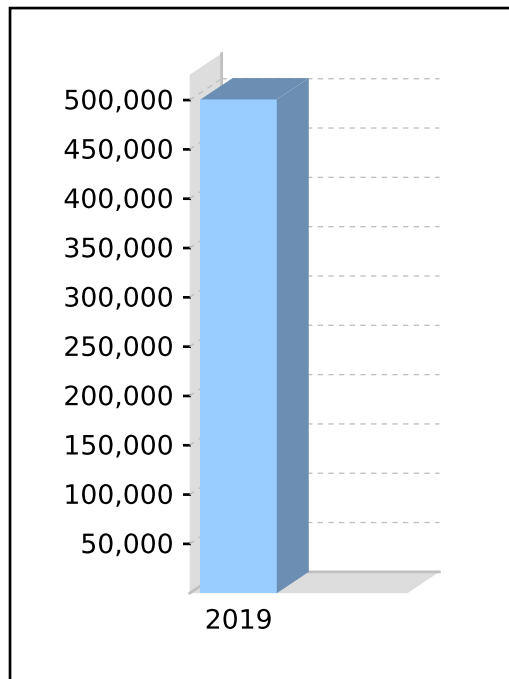
Nominated Beneficiaries N/A
 Vested Benefits 500,656.82
 Total Death Benefit 601,163.82
 Current Salary 0.00
 Previous Salary 0.00
 Disability Benefit 301,521.00

Your Balance

Total Benefits 500,656.82

Preservation Components
 Preserved 499,474.09
 Unrestricted Non Preserved 1,182.73
 Restricted Non Preserved

Tax Components
 Tax Free 333,709.14
 Taxable 166,947.68



Your Detailed Account Summary

	This Year
Opening balance at 01/07/2018	469,653.77
<u>Increases to Member account during the period</u>	
Employer Contributions	1,277.47
Personal Contributions (Concessional)	
Personal Contributions (Non Concessional)	
Government Co-Contributions	
Other Contributions	
Proceeds of Insurance Policies	
Transfers In	
Net Earnings	35,111.72
Internal Transfer In	
<u>Decreases to Member account during the period</u>	
Pensions Paid	
Contributions Tax	191.62
Income Tax	4,275.07
No TFN Excess Contributions Tax	
Excess Contributions Tax	
Refund Excess Contributions	
Division 293 Tax	
Insurance Policy Premiums Paid	919.45
Management Fees	
Member Expenses	
Benefits Paid/Transfers Out	
Superannuation Surcharge Tax	
Internal Transfer Out	
Closing balance at 30/06/2019	500,656.82



Request to adjust concessional contributions

WHO SHOULD COMPLETE THIS FORM?

Only members of a self-managed superannuation fund (SMSF) can complete this form for contributions they made to their SMSF.

COMPLETING THIS FORM

The instructions contain important information

- Print clearly using a black pen only.
- Use BLOCK LETTERS and print one character per box.

! The instructions contain important information about completing this form. Refer to them for more information about how to complete and lodge this form.

Section A: Your details

1 Tax file number (TFN)

! You don't have to provide your TFN to us. However, if you do, it will help us identify you correctly and process your form quickly. For more information on privacy, refer to ato.gov.au/privacy

2 Full name

Title: Mr Mrs Miss Ms Other

Family name

First given name

Other given names

3 Date of birth / /

4 Current postal address

Street address

Suburb/town/locality

State/territory

(Australia only)

Postcode

(Australia only)

5 Daytime phone number (include area code)

Section B: Self Managed Superannuation Fund Details

The SMSF to which the concessional contributions to be adjusted were made:

6 What is your Australian business number (ABN)?

7 Fund name

Section E: Declaration

Privacy

The ATO is a government agency bound by the Privacy Act 1988 in terms of collection and handling of personal information and TFNs. For further information about privacy law notices go to ato.gov.au/privacy

Complete the declaration that applies to you. Print your full name then sign and date the declaration.

INDIVIDUAL DECLARATION

I declare that the information contained in this form is true and correct.

Name (Print in BLOCK LETTERS)

Signature

Date

Day	Month	Year
<input type="text"/> <input type="text"/>	<input type="text"/> <input type="text"/>	<input type="text"/> <input type="text"/> <input type="text"/> <input type="text"/>

AGENT OR AUTHORISED OFFICER DECLARATION

complete this declaration if you are an authorised representative of the individual shown in Section A.

I declare that:

- I have prepared the form with the information supplied by the individual
- I have received a declaration made by the individual that the information provided to me for the preparation of this statement is true and correct
- I am authorised by the individual to give the information in this form to the Australian Taxation Office.

Signature

Date

Day	Month	Year
<input type="text"/> <input type="text"/>	<input type="text"/> <input type="text"/>	<input type="text"/> <input type="text"/> <input type="text"/> <input type="text"/>

Tax agent number (if applicable)

Name of organisation (if applicable)

Agent or Authorised Officer name

Title: Mr Mrs Miss Ms Other

Family name

First given name

Other given names

Agent or Authorised Officer phone number (include area code)

Agent or Authorised Officer address

Street address

Suburb/town/locality

State/territory

<input type="text" value="S"/> <input type="text" value="A"/>
(Australia only)

Postcode

<input type="text" value="5"/> <input type="text" value="0"/> <input type="text" value="0"/> <input type="text" value="0"/>
(Australia only)

Lodging your form

Post or fax your completed and signed form to:

fax on 1300 139 024

mail to

Australian Taxation Office
PO Box 3578
ALBURY NSW 2640

Sensitive (when completed)

Page 3

Crossley Stephenson Superannuation Fund Investment Summary Report

As at 30 June 2019

Investment	Units	Market Price	Market Value	Average Cost	Accounting Cost	Unrealised Gain/(Loss)	Gain/(Loss)%	Portfolio Weight%
Cash/Bank Accounts								
Westpac DIY Super Savings Account ***1810		3,591.290000	3,591.29	3,591.29	3,591.29			0.24 %
Westpac DIY Super Working Account ***1829		4,119.200000	4,119.20	4,119.20	4,119.20			0.27 %
			7,710.49		7,710.49		0.00 %	0.51 %
Plant and Equipment (at written down value) - Unitised								
CROSSLEY_ Air Conditioner - Unit 7/ 27 AIRCONDITI Lindsay Rd, Lonsdale O	1.00	0.000000	0.00	1,390.00	1,390.00	(1,390.00)	(100.00) %	0.00 %
CROSSLEY_ Assets on Purchase - Unit 5 ASSETSONP Seaford U2	1.00	0.000000	0.00	8,428.00	8,428.00	(8,428.00)	(100.00) %	0.00 %
CROSSLEY_ Assets on Purchase - Unit 7 ASSETSONP UR	1.00	0.000000	0.00	11,101.00	11,101.00	(11,101.00)	(100.00) %	0.00 %
CROSSLEY_ Assets on Purchase - Unit 8 ASSETSONP U1	1.00	0.000000	0.00	10,979.00	10,979.00	(10,979.00)	(100.00) %	0.00 %
CSSFU8HW Hot Water System - 8/27 S Lindsey Rd	1.00	0.000000	0.00	500.00	500.00	(500.00)	(100.00) %	0.00 %
CROSSLEY_ Solar System 3kw - Unit 8/ 27 SOLARSYST Lindsay Rd, Lonsdale EM	1.00	0.000000	0.00	1,818.18	1,818.18	(1,818.18)	(100.00) %	0.00 %
			0.00		34,216.18	(34,216.18)	(100.00) %	0.00 %
Real Estate Properties (Australian - Non Residential)								
CSSFU3CO Unit 3, 4 Florence Street, NCRETING Hendon - Concreting	1.00	0.000000	0.00	7,465.92	7,465.92	(7,465.92)	(100.00) %	0.00 %
CSSFHEND Unit 3, 4 Florence Street, ON Hendon SA 5014	1.00	571,053.300000	571,053.30	571,053.33	571,053.33	(0.03)	(0.00) %	37.91 %
STUCROSS3 Unit 5, 16 Farrow Circuit, Seaford SA 5169	1.00	250,000.000000	250,000.00	283,321.12	283,321.12	(33,321.12)	(11.76) %	16.60 %
STUCROSS1 Unit 7, 27 Lindsay Road, Lonsdale SA 5160	1.00	270,000.000000	270,000.00	264,460.54	264,460.54	5,539.46	2.09 %	17.92 %
STUCROSS2 Unit 8, 27 Lindsay Road, Lonsdale SA 5160	1.00	270,000.000000	270,000.00	264,582.55	264,582.55	5,417.45	2.05 %	17.92 %
			1,361,053.30		1,390,883.46	(29,830.16)	(2.14) %	90.35 %
Shares in Listed Companies (Australian)								

Crossley Stephenson Superannuation Fund

Investment Summary Report

As at 30 June 2019

Investment	Units	Market Price	Market Value	Average Cost	Accounting Cost	Unrealised Gain/(Loss)	Gain/(Loss)%	Portfolio Weight%	
AGL.AX	AGL Energy Limited.	362.00	20.010000	7,243.62	18.89	6,839.40	404.22	5.91 %	0.48 %
AWC.AX	Alumina Limited	2,225.00	2.330000	5,184.25	2.24	4,991.88	192.37	3.85 %	0.34 %
ASX.AX	ASX Limited	72.00	82.370000	5,930.64	41.54	2,990.53	2,940.11	98.31 %	0.39 %
ANZ.AX	Australia And New Zealand Banking Group Limited	170.00	28.210000	4,795.70	30.21	5,136.04	(340.34)	(6.63) %	0.32 %
BHP.AX	BHP Group Limited	243.00	41.160000	10,001.88	28.70	6,974.38	3,027.50	43.41 %	0.66 %
BXB.AX	Brambles Limited	475.00	12.880000	6,118.00	11.18	5,312.00	806.00	15.17 %	0.41 %
CBA.AX	Commonwealth Bank Of Australia.	88.00	82.780000	7,284.64	72.92	6,416.78	867.86	13.52 %	0.48 %
DOW.AX	Downer Edi Limited	1,632.00	6.920000	11,293.44	7.19	11,727.93	(434.49)	(3.70) %	0.75 %
IAG.AX	Insurance Australia Group Limited	713.00	8.260000	5,889.38	5.48	3,907.82	1,981.56	50.71 %	0.39 %
JHG.AX	Janus Henderson Group Plc	100.00	30.290000	3,029.00	36.15	3,615.00	(586.00)	(16.21) %	0.20 %
JHC.AX	Japara Healthcare Limited	1,656.00	1.125000	1,863.00	2.10	3,476.14	(1,613.14)	(46.41) %	0.12 %
QBE.AX	QBE Insurance Group Limited	271.00	11.830000	3,205.93	12.89	3,493.41	(287.48)	(8.23) %	0.21 %
REG.AX	Regis Healthcare Limited	1,220.00	2.630000	3,208.60	4.12	5,021.00	(1,812.40)	(36.10) %	0.21 %
RIO.AX	RIO Tinto Limited	72.00	103.760000	7,470.72	78.07	5,621.12	1,849.60	32.90 %	0.50 %
WES.AX	Wesfarmers Limited	141.00	36.160000	5,098.56	29.54	4,165.67	932.89	22.39 %	0.34 %
WBC.AX	Westpac Banking Corporation	259.00	28.360000	7,345.24	33.26	8,615.04	(1,269.80)	(14.74) %	0.49 %
WPL.AX	Woodside Petroleum Limited	162.00	36.360000	5,890.32	35.63	5,772.04	118.28	2.05 %	0.39 %
			100,852.92			94,076.18	6,776.74	7.20 %	6.69 %
Units in Listed Unit Trusts (Australian)									
APA.AX	Apa Group	650.00	10.800000	7,020.00	8.57	5,568.00	1,452.00	26.08 %	0.47 %
ALX.AX	Atlas Arteria	1,117.00	7.840000	8,757.28	3.57	3,988.06	4,769.22	119.59 %	0.58 %
GMG.AX	Goodman Group	579.00	15.030000	8,702.37	6.10	3,532.70	5,169.67	146.34 %	0.58 %
SKI.AX	Spark Infrastructure Group	3,170.00	2.430000	7,703.10	2.23	7,056.40	646.70	9.16 %	0.51 %
STW.AX	Spdr S&p/asx 200 Fund	75.00	61.390000	4,604.25	48.29	3,621.66	982.59	27.13 %	0.31 %
			36,787.00			23,766.82	13,020.18	54.78 %	2.44 %
			1,506,403.71			1,550,653.13	(44,249.42)	(2.85) %	100.00 %

Crossley Stephenson Superannuation Fund

Minutes of a meeting of the Trustee(s)

held on 30 June 2019 at 11 The Promenade, Camp Hill, Queensland 4152

PRESENT: Stuart Crossley and Sharon Stephenson

MINUTES: The following declaration is made in respect of the assets listed below for the financial year ended 30 June 2019:

Property	3/4 Florence St, Hendon SA 5014
Land Title Reference	Volume 6084 Folio 781
Registered Proprietor(s)	CSSF Nominees Pty Ltd
Proportion Owned by Fund (if less than 100%)	100%

- The property was purchased by the Registered Proprietor(s) and is held on trust, with the Fund owning a beneficial interest in the property.
- The valuation of the asset is at market value in accordance with the requirements of SIS Regulation 8.02B and subsection 10(1) of the SIS Act. We confirm that no event has occurred since the date of the last valuation which would cause a significant change to that valuation.
- The property is not rented to a member (or related party of the Fund) and no personal use or benefit has been gained from the property by a member (or related party) of the Fund.

CLOSURE: All resolutions for this meeting were made in accordance with the SISA and Regulations.

There being no further business the meeting then closed.

Signed as a true record –

.....

Stuart Crossley

Chairperson

Crossley Stephenson Superannuation Fund

Minutes of a meeting of the Trustee(s)

held on 30 June 2019 at 11 The Promenade, Camp Hill, Queensland 4152

PRESENT: Stuart Crossley and Sharon Stephenson

MINUTES: The following declaration is made in respect of the assets listed below for the financial year ended 30 June 2019:

Property	7/27 Lindsay Rd, Lonsdale SA 5160 8/27 Lindsay Rd, Lonsdale SA 5160 5/16 Farrow Cct, Seaford SA 5169
Land Title Reference	Volume 6088 Folio 738 Volume 6088 Folio 739 Volume 6109 Folio 153
Registered Proprietor(s)	Stuart Crossley Sharon Stephenson
Proportion Owned by Fund (if less than 100%)	100%

- The Registered Proprietor(s) hold the property in trust for the Fund.
- The valuation of the asset is at market value in accordance with the requirements of SIS Regulation 8.02B and subsection 10(1) of the SIS Act. We confirm that no event has occurred since the date of the last valuation which would cause a significant change to that valuation.
- The property is not rented to a member (or related party of the Fund) and no personal use or benefit has been gained from the property by a member (or related party) of the Fund.

CLOSURE: All resolutions for this meeting were made in accordance with the SISA and Regulations.

There being no further business the meeting then closed.

Signed as a true record –

.....

Stuart Crossley

Chairperson

Crossley Stephenson Superannuation Fund

Minutes of a meeting of the Trustee(s)

held on 30 June 2019 at 11 The Promenade, Camp Hill, Queensland 4152

PRESENT:	Stuart Crossley and Sharon Stephenson
MINUTES:	The Chair reported that the minutes of the previous meeting had been signed as a true record.
FINANCIAL STATEMENTS OF SUPERANNUATION FUND:	<p>It was resolved that the financial statements would be prepared as special purpose financial statements as, in the opinion of the trustee(s), the Superannuation Fund is a non-reporting entity and therefore is not required to comply with all Australian Accounting Standards.</p> <p>The Chair tabled the financial statements and notes to the financial statements of the Superannuation Fund in respect of the year ended 30 June 2019 and it was resolved that such statements be and are hereby adopted as tabled.</p>
TRUSTEE'S DECLARATION:	It was resolved that the trustee's declaration of the Superannuation Fund be signed.
ANNUAL RETURN:	Being satisfied that the Fund had complied with the requirements of the Superannuation Industry (Supervision) Act 1993 (SISA) and Regulations during the year ended 30 June 2019, it was resolved that the annual return be approved, signed and lodged with the Australian Taxation Office.
TRUST DEED:	The Chair tabled advice received from the Fund's legal adviser confirming that the fund's trust deed is consistent with all relevant superannuation and trust law.
INVESTMENT STRATEGY:	The allocation of the Fund's assets and the Fund's investment performance over this financial year were reviewed and found to be within the acceptable ranges outlined in the investment strategy. After considering the risk, rate of return and liquidity of the investments and the ability of the Fund to discharge its existing liabilities, it was resolved that the investment strategy continues to reflect the purposes and circumstances of the Fund and its members. Accordingly, no changes in the investment strategy were required.
INSURANCE COVER:	The trustee(s) reviewed the current life and total and permanent disability insurance coverage on offer to the members and resolved that the current insurance arrangements were appropriate for the Fund.
ALLOCATION OF INCOME:	It was resolved that the income of the Fund would be allocated to the members based on their average daily balance (an alternative allocation basis may be percentage of opening balance).
INVESTMENT ACQUISITIONS:	It was resolved to ratify the investment acquisitions throughout the financial year ended 30 June 2019.
INVESTMENT DISPOSALS:	It was resolved to ratify the investment disposals throughout the financial year ended 30 June 2019.
AUDITORS:	<p>It was resolved that</p> <p>Anthony William Boys</p> <p>of</p> <p>PO Box 3376, Rundle Mall, South Australia 5000</p> <p>act as auditors of the Fund for the next financial year.</p>
TAX AGENTS:	It was resolved that

Crossley Stephenson Superannuation Fund

Minutes of a meeting of the Trustee(s)

held on 30 June 2019 at 11 The Promenade, Camp Hill, Queensland 4152

PDK Financial Synergy Pty Ltd

act as tax agents of the Fund for the next financial year.

TRUSTEE STATUS:

Each of the trustee(s) confirmed that they are qualified to act as trustee(s) of the Fund and that they are not disqualified persons as defined by s 120 of the SISA.

CONTRIBUTIONS RECEIVED:

It was resolved that the contributions during the year be allocated to members on the basis of the schedule provided by the principal Fund employer.

CLOSURE:

All resolutions for this meeting were made in accordance with the SISA and Regulations.

There being no further business the meeting then closed.

Signed as a true record –

.....

Stuart Crossley

Chairperson

Crossley Stephenson Superannuation Fund

Projected Investment Strategy

Overview

The aim of this strategy is to provide the Members with an income on retirement.

Investment Objectives

The Trustee will at all times act prudently to maximise the rate of return, subject to acceptable risk parameters, and maintenance of appropriate diversification across a broad range of assets.

Having considered the risk profile of the fund and the member's needs and circumstances, the trustee has adopted the following objectives for the investment of assets of the fund;

- to achieve an investment return (based on market values and net of tax and charges) that exceeds the CPI by at least 3% per annum when measured over a rolling 5 year period.
- to have a probability of zero or negative returns in any 12 Month period of less than one in five years; and
- have sufficient liquidity to meet liabilities as and when they fall due.

Investment Strategy

The fund will invest in a portfolio of assets according to market conditions and within the ranges specified below:

Asset Allocation

The targeted asset allocation will be in the following ranges:

<u>Asset Class</u>	<u>Target Range</u>	<u>Benchmark</u>
Australian Shares	5 - 50 %	9 %
International Shares	0 - 0 %	0 %
Cash	1 - 50 %	1 %
Australian Fixed Interest	0 - 0 %	0 %
International Fixed Interest	0 - 0 %	0 %
Mortgages	0 - 0 %	0 %
Direct Property	50 - 90 %	90 %
Listed Property	0 - 0 %	0 %
Other	0 - 0 %	0 %

Quality companies and trusts as supported by research and fundamental analysis will be selected. Direct investments in property, artwork and lease equipment may form part of the strategy provided there is sufficient basis for the decision.

Insurance

The Trustees have considered and consulted Professional Advice where necessary to ensure that all fund members have the correct type and level of insurance. Insurance may be held within or outside the SMSF.

Review and Monitoring

The trustees will monitor and review the fund's investment activities on a regular basis and to communicate with the members should they feel that any change in strategy is necessary in order to achieve the fund's objective.

Date: 01/07/2018

.....
Stuart Crossley

Crossley Stephenson Superannuation Fund
Projected Investment Strategy

.....
Sharon Stephenson

Audit Representation Letter from Trustee(s)

Crossley Stephenson Superannuation Fund

Year ended 30 June 2019

To the auditor,

Dear Sir,

With respect to the audit of the financial statements of the above mentioned fund for the year ended stated, the following representations are made which are true and correct to the best of my (our) knowledge and belief that will address the necessary compliance requirements of the *Superannuation Industry (Supervision) Act 1993*.

Preparation of the ATO Income Tax & Regulatory Return

The information disclosed in the annual return is complete and accurate.

Sole Purpose of the Fund

The sole purpose of the Fund is to provide retirement and/or death benefits to its members and/or beneficiaries.

Accounting Policies

All the significant accounting policies of the Fund are adequately described in the Financial Statements and the Notes thereto. These policies are consistently applied unless specifically noted in the Financial Statements and Notes.

Fund Books/Records/Minutes

All financial books, records and relevant material relating to the transactions and activities of the Fund have been made available to you, including minutes of the Trustees' meetings, the Trust Deed (as amended) and the Rules of the Fund. The Financial Statements accurately disclose the Revenue and Expenses and the full extent of the Assets and Liabilities of the Fund.

Asset Form

The assets of the Fund are being held in an acceptable form suitable for the benefit of the members of the Fund, and have been stated at their net market value.

Ownership and Pledging of Assets

1. The Fund has satisfactory title to all assets shown in the Financial Statements
2. Investments are registered in the name of the fund
3. No assets of the Fund have been pledged to secure liabilities of the Fund or of any other fund or entity.

Investments

1. Investments are carried in the books at their net market value.
2. Amounts stated are considered reasonable in the current market condition, and there has not been any permanent diminution in their value below the amounts recorded in the Financial Statements.
3. There are no commitments, fixed or contingent, for the purchase or sale of long term investments.
4. Investment transactions and investments held are in accordance with the Investment Strategy, which has been determined with due regard to risk, return, liquidity and diversity.
5. The Trustee(s) have complied with all the Investment Standards stipulated in the Regulations relating to the SIS Act as amended.

Trust Deed Amendments

All amendments (if any) to the Trust Deed were made in order for the Fund to comply with the SIS Act, Regulations and any other applicable legislation relating to the operation and governance of the Fund.

Governing Rules

The Fund is being conducted in accordance with its Trust Deed and Governing Rules.

Legislative Requirements

The Fund is being conducted in accordance with the *Superannuation Industry (Supervision) Act 1993*, and the Regulations of the said Act. Including minimum pension payments to members entitled to receive a pension.

Contributions

The Trustees confirm the contributions, if any, received by the fund are within the limits imposed by the legislation, taking into account contributions paid by the members to other superannuation funds. Correspondence from the member(s) has been received and recorded by the trustees for all contributions from the member(s).

Use of Assets

All assets of the Fund have been acquired and used for the sole purpose of generating retirement benefits in accordance with the *Superannuation Industry (Supervision) Act 1993*, the Trust Deed of the Fund and the Investment Strategy of the Fund.

Pension Payments and Withdrawal of Funds

All pension payments (if any) and all withdrawal of funds from the accounts of the Fund have been made in accordance with statutory limitations imposed by legislation governing the Fund and all withdrawals of funds have been in accordance with the *Superannuation (Supervision) Act 1993*.

Trustee Responsibilities

The Trustees are aware of their responsibilities and obligations to the Members and the various regulatory bodies that govern, administer and enforce respective applicable legislation.

Trustee Covenants

The Trustee(s) have complied with all the Trustee Covenants set out in section 52 of the *Superannuation (Supervision) Act 1993*.

Legal Matters

The Trustees confirm you have been advised of all significant legal matters, and that the probability of any material revenue or expenses arising from such legal matters has been adequately accounted for, and been appropriately disclosed in the financial report.

Related Parties

All related party transactions have been brought to your attention.

Disqualified person not to act as a Trustee

There is no reason why any Trustee should be prohibited from acting as a Trustee of this Superannuation Fund.

Information to Members

Information relating to the transactions and activities of the Fund has been supplied in a timely manner.

Meetings

Meetings have been conducted in accordance with the Trust Deed and the requirements of the SIS Act. Resolutions and issues on which the Trustee(s) have voted, or on which they were required to vote have been passed by at least a 2/3rds majority of the Trustees.

Subsequent Events

Since the end of the financial year stated in the Financial Statements till the date of this letter, there have been no events or transactions that would have a material effect upon the Fund either financially or operationally.

Yours faithfully

.....
Trustee / Director

.....
Trustee / Director

Date: 2019