
Workpapers - 2022 Financial Year

Wheeler Super Fund

Preparer: Desiree Yutuc

Reviewer: Steven Lee

Printed: 13 October 2022

Lead Schedule

2022 Financial Year

Code	Workpaper	CY Balance	LY Balance	Change	Status
23800	Distributions Received	(\$1,323.00)	(\$5,443.51)	(75.7)%	Completed
23900	Dividends Received	(\$28,798.97)	(\$24,805.52)	16.1%	Completed
24700	Changes in Market Values of Investments	\$64,800.98	(\$22,635.16)	(386.28)%	Completed
25000	Interest Received	(\$24.59)	(\$38.16)	(35.56)%	Completed
26500	Other Investment Income		(\$13.91)	100%	Completed
30100	Accountancy Fees	\$850.00	\$995.00	(14.57)%	Completed
30400	ATO Supervisory Levy	\$259.00	\$259.00	0%	Completed
30700	Auditor's Remuneration	\$550.00	\$450.00	22.22%	Completed
41600	Pensions Paid	\$30,000.00	\$29,000.00	3.45%	Completed
48500	Income Tax Expense	(\$12,342.41)	(\$10,361.13)	19.12%	Completed
49000	Profit/Loss Allocation Account	(\$53,971.01)	\$32,593.39	(265.59)%	Completed
50000	Members	(\$558,976.65)	(\$612,947.66)	(8.81)%	Completed
60400	Bank Accounts	\$121,792.54	\$4,472.93	2622.88%	Completed
61800	Distributions Receivable		\$567.00	100%	Completed
77600	Shares in Listed Companies (Australian)	\$424,841.70	\$464,175.60	(8.47)%	Completed
78000	Stapled Securities		\$133,371.00	100%	Completed
85000	Income Tax Payable /Refundable	\$12,342.41	\$10,361.13	19.12%	Completed

Code	Workpaper	CY Balance	LY Balance	Change	Status
A	Financial Statements				Completed
B	Permanent Documents				Completed
C	Other Documents				Completed
D	Pension Documentation				Completed
E	Estate Planning				Completed

23800 - Distributions Received

2022 Financial Year

Preparer Desiree Yutuc

Reviewer Steven Lee

Status Completed

Account Code	Description	CY Balance	LY Balance	Change
APA.AX1	APA Group		(\$4,051.51)	100%
GMG.AX2	Goodman Group	(\$1,323.00)	(\$1,392.00)	(4.96)%
TOTAL		CY Balance	LY Balance	
		(\$1,323.00)	(\$5,443.51)	

Supporting Documents

- Distribution Reconciliation Report [Report](#)
- 2022_GMG_Issuer_Annual_Tax_Statement_2022_08_25.pdf [GMG.AX2](#)
- 2022_GMG_Payment_Advice_2022_02_24.pdf [GMG.AX2](#)

Standard Checklist

- Attach a copy of all Tax Statements
- Attach a copy of Distribution Reconciliation Report
- Ensure all Distributions have been reviewed on [Distribution Tax Automation](#)

Wheeler Super Fund

Distribution Reconciliation Report

For The Period 01 July 2021 - 30 June 2022

Date	Payment Received	Non Primary Production Income (A) * ₁				Distributed Capital Gains (B) * ₂					Foreign Income * ₃		Non-Assessable			Taxable Income
		Franked	Unfranked	Interest/ Other	Franking Credits	Discounted (After Discount)	Rate * ₅	CGT Concession	Indexed	Other	Foreign Income	Foreign Credits	Tax Exempt	Tax Free	Tax Deferred / AMIT * ₆	
Stapled Securities																
GMG.AX Goodman Group																
26/08/2021	378.00						S									0.00
24/02/2022	945.00						S									0.00
30/06/2022	0.00	0.00	0.00	130.02	0.00	319.00	I	319.00	0.00	0.00	554.98	9.93	0.00	0.00	0.00	1,013.93
	1,323.00	0.00	0.00	130.02	0.00	319.00		319.00	0.00	0.00	554.98	9.93	0.00	0.00	0.00	1,013.93
<i>Net Cash Distribution:</i>		1,323.00														
	1,323.00	0.00	0.00	130.02	0.00	319.00		319.00	0.00	0.00	554.98	9.93	0.00	0.00	0.00	1,013.93

Wheeler Super Fund

Distribution Reconciliation Report

For The Period 01 July 2021 - 30 June 2022

Date	Non Primary Production Income (A) * ₁				Distributed Capital Gains (B) * ₂				Foreign Income * ₃		Non-Assessable				Taxable Income	
	Payment Received	Franked	Unfranked	Interest/ Other	Franking Credits	Discounted (After Discount)	Rate * ₅	CGT Concession	Indexed	Other	Foreign Income	Foreign Credits	Tax Exempt	Tax Free		Tax Deferred / AMIT * ₆
TOTAL	1,323.00	0.00	0.00	130.02	0.00	319.00		319.00	0.00	0.00	554.98	9.93	0.00	0.00	0.00	1,013.93

Total Distributed Gains

Discount Rate	Discounted	Gross
Superfund 1/3	0.00	0.00
Individual 50%(I)	319.00	638.00
Total	319.00	638.00

*₁ Summary of Non Primary Production Income (A)

Tax Label	Franked	Unfranked	Interest/Other	Less Other Deduction	Income Before Credits * ₇	Franking Credits	Total Including Credits
11M Gross trust distributions	0.00	0.00	130.02	0.00	130.02	0.00	130.02

*₂ Forms part of the Net Capital Gains calculation for Tax Label 11A.

*₃ Forms part of the Foreign Credits calculation for Tax Label 11D, D1, 13C1.

*₄ Taxable Income is designed to match Tax Statement provided by Fund Manager.

Taxable Income in the SMSF Annual Return will be different due to application of Capital Losses in Net Capital Gain calculation and application of different discount method.

*₅ This is the discount rate selected for the transaction. "S" being Super Funds at 1/3 and "I" being Individual at 50%.

*₆ AMIT cost base net increase is reflected as negative amount i.e. negative tax deferred and AMIT cost base net decrease is reflected as positive amount i.e. positive tax deferred.

*₇ Sum of Income Before Credits reconciles with Taxable Trust Distributions in Statement of Taxable Income.

^ Variance between Payment Received and Net Cash Distribution.



+ Goodman Group
 Goodman Limited ABN 69 000 123 071
 Goodman Funds Management Limited
 ABN 48 067 796 641; AFSL Number 223621
 As Responsible Entity for
 Goodman Industrial Trust ARSN 091 213 839
 Goodman Logistics (HK) Limited
 Company No. 1700359; ARBN 155 911 149
 A Hong Kong company with limited liability

Update your information:



Online:

www.computershare.com.au/easyupdate/gmg



By Mail:

Computershare Investor Services Pty Limited
 GPO Box 2975 Melbourne
 Victoria 3001 Australia

001341 000 GMG



MR GEOFFREY WALTER WHEELER &
 MRS VALERIE WHEELER
 <WHEELER SUPER FUND A/C>
 19 DIAMOND DRIVE
 PORT MACQUARIE NSW 2444

Enquiries:

(within Australia) 1300 723 040
 (international) 61 3 9415 4043

Holder No: HIN WITHHELD

Statement Date: 25 August 2022

Goodman Group Annual Tax Statement 2022

Fully paid ordinary securities for the year ended 30 June 2022

This statement reflects distributions that should be included in your Tax Return for the 2021-22 financial year.

Please use this Annual Tax Statement for completing your Tax Return and not interim distribution statements provided at the time of the payments since annual taxable amounts can be determined only after the close of the financial year. This statement should be read in conjunction with the enclosed Goodman Group Tax Return Guide 2022.

Please retain this statement for income tax purposes.

Part A - Summary of 2021-22 Income Tax Return and Tax Return (supplementary section) items

Goodman Logistics (HK) Limited dividends

Dividend components	Tax return label	Amount \$
Assessable foreign source income	20E	\$378.00
Net foreign source income	20M	\$378.00
Foreign income tax offsets	20O	Nil

Goodman Limited (GL) dividends

Dividend components	Tax return label	Amount \$
Unfranked amount	11S	Nil
Franked amount	11T	Nil
Franking credit	11U	Nil
TFN amounts withheld	11V	Nil

Goodman Industrial Trust (GIT) distributions

Tax Return (supplementary section)	Tax return label	Amount \$
Australian income – non-primary production	13U	\$130.02
TFN amounts withheld	13R	Nil
Tax paid by trustee	13S	Nil
Non resident withholding tax	13A	Nil
Net capital gain	18A	\$319.00
Total current year capital gains	18H	\$638.00
Assessable foreign source income	20E	\$186.91
Net foreign source income	20M	\$186.91
Foreign income tax offsets	20O	\$9.93

Part B: Additional information for Question 18 (supplementary section)

Capital gains	Tax return label	Amount \$
Discount method ('grossed-up' amount)		\$638.00
Indexation method		N/A
Other method		Nil
Total current year capital gains	18H	\$638.00

Part C: Components of distributions

Net dividends/distributions for the year ended 30 June 2022	Cash dividend/distribution \$	Tax offsets \$	Assessable amount \$
Foreign income Goodman Logistics (HK) Limited – dividends			
Foreign dividend – unfranked (paid 25 August 2022 and assessable for the year ending 30 June 2023)	Nil	Nil	\$378.00
Sub-total (A)	Nil	Nil	\$378.00
Australian income Goodman Limited (GL) – dividends			
Dividends – unfranked	Nil	Nil	Nil
Dividends – franked	Nil	Nil	Nil
Sub-total (B)	Nil	Nil	Nil
Australian income Goodman Industrial Trust (GIT) – distributions			
Interest	\$9.95		\$9.95
Other income	\$120.07		\$120.07
Other income NCMI	Nil		Nil
Total non-primary production income*	\$130.02		\$130.02
Capital gains			
Discounted method – 50% – TARP	\$319.00		\$319.00
Discounted method – 50% – non-TARP	Nil		Nil
CGT concession amount – TARP	\$319.00		
CGT concession amount – non-TARP	Nil		
Other method – TARP	Nil		Nil
Other method – non-TARP	Nil		Nil
Distributed capital gains*	\$638.00		
Total net capital gains			\$319.00
Foreign income			
Assessable foreign income*	\$176.98	\$9.93	\$186.91
Non-assessable amounts			
Tax-deferred amounts*	Nil		
Other amounts withheld from distributions			
TFN amounts withheld	Nil		
Credit for tax paid by trustee	Nil		
Non resident withholding tax	Nil		
Sub-total (C)	\$945.00		
(Sum of *Components less Other amounts withheld from Distributions)			
Total net cash distributions	\$945.00		
Comprising of:			
(A) Total cash from Goodman Logistics (HK) Limited	Nil		
(B) Total cash from Goodman Limited (GL)	Nil		
(C) Total cash from Goodman Industrial Trust (GIT)	\$945.00		

Please retain this statement for income tax purposes.

24 February 2022



005251 000 GMG



MR GEOFFREY WALTER WHEELER &
MRS VALERIE WHEELER
<WHEELER SUPER FUND A/C>
19 DIAMOND DRIVE
PORT MACQUARIE NSW 2444

Dear Securityholder

Distribution for the half year ended 31 December 2021

Goodman Group (Goodman or Group) is pleased to confirm your distribution of 15.0 cents for the six months ended 31 December 2021.

The business is performing strongly across all segments, including our development projects, leasing, rental growth, significant valuation uplift and the strong performance of our Partnerships.

For more details about our results, please refer to the investor centre on www.goodman.com.

Yours faithfully

A handwritten signature in black ink that reads "G Goodman".

Gregory Goodman
Group Chief Executive Officer

Goodman Group

Goodman Limited | ABN 69 000 123 071
Goodman Funds Management Limited | ABN 48 067 796 641 | AFSL Number 223621
as responsible entity of Goodman Industrial Trust | ARSN 091213 839

The Hayesbery, 1-11 Hayes Road, Rosebery NSW 2018 | GPO Box 4703, Sydney NSW 2001 Australia
Tel +61 2 9230 7400 | Fax +61 2 9230 7444

Goodman Logistics (HK) Limited | Company No. 1700359 | ARBN 155 911 149 | a Hong Kong company with limited liability
Suite 901, Three Pacific Place, 1 Queen's Road East, Hong Kong | Tel +852 2249 3100 | Fax +852 2525 2070

info-au@goodman.com | www.goodman.com



+ Goodman Group
 Goodman Limited ABN 69 000 123 071
 Goodman Funds Management Limited
 ABN 48 067 796 641; AFSL Number 223621
 As Responsible Entity for
 Goodman Industrial Trust ARSN 091 213 839
 Goodman Logistics (HK) Limited
 Company No. 1700359; ARBN 155 911 149
 A Hong Kong company with limited liability

Update your information:

Online:
www.computershare.com.au/easyupdate/gmg

By Mail:
 Computershare Investor Services Pty Limited
 GPO Box 2975 Melbourne
 Victoria 3001 Australia

Enquiries:

(within Australia) 1300 723 040
 (international) 61 3 9415 4043

Holder no.: HIN WITHHELD
 ASX code: GMG
 TFN/ABN status: Quoted
 Record date: 31 December 2021
 Payment date: 24 February 2022
 Ref number: 804027

Goodman Group Payment Advice

For the half year ended 31 December 2021

Goodman Limited Dividend

Class description	Dividend rate cents per share	Number of securities	Unfranked amount	Franked amount	Franking credit
GL	N/A	6,300	N/A	N/A	N/A

Goodman Industrial Trust Distribution

Class description	Distribution rate cents per unit	Number of securities	Australian income	Foreign income other	Foreign income interest
GIT	15 cents	6,300	\$120.07	\$132.01	\$44.97

Interest income	Gross capital gain	Concessional capital gain	Discounted capital gain	Capital gain other	Tax deferred
\$9.95	\$0.00	\$319.00	\$319.00	\$0.00	\$0.00

Goodman Logistics (HK) Limited Dividend

Class description	Dividend rate cents per CDI	Number of securities	Amount
CDI	N/A	6,300	N/A

Taxable components are indicative only with actual figures provided in August 2022.
 For the purposes of subdivision 12-H of Schedule 1 of the Taxation Administration Act 1953 (Cth), this distribution includes a 'fund payment' of \$758.07 in respect of the income year ending 30 June 2022. Further details on the 'fund payment' are available on www.goodman.com

Total gross payment (AUD):	\$945.00
Total tax withheld (AUD):	\$0.00
Total net payment (AUD):	\$945.00

Periodic Statement

The Goodman Group Periodic Statement is available at www.goodman.com/investor-centre

Note 1: You should retain this statement to assist you in preparing your tax return.

Note 2: If you require your payment to be re-issued, you may be charged an administration fee which will be deducted from your payment.

Your payment instruction

NATIONAL AUSTRALIA BANK LTD
 BSB: 083-088 Account number: XXXXXX63

Amount deposited

(AUD)\$945.00

If payment cannot be made to the above instruction, a cheque will be forwarded to your registered address.

23900 - Dividends Received

2022 Financial Year

Preparer Desiree Yutuc

Reviewer Steven Lee

Status Completed

Account Code	Description	CY Balance	LY Balance	Change
ANZPF.AX	Australia And New Zealand Banking Group Limited (CAP NOTE 6-BBSW+3.60% PERP NON-CUM RED T-03-23))	(\$2,700.38)	(\$2,933.01)	(7.93)%
COL.AX	Coles Group Limited.	(\$4,453.00)	(\$1,848.00)	140.96%
FMG.AX	Fortescue Metals Group Ltd	(\$15,741.00)	(\$15,225.45)	3.39%
ORI.AX	Orica Limited		(\$1,252.35)	100%
RHCPA.AX	Ramsay Health Care Limited (TRANS PERF 6-BBSW+4.85% PERP SUB RED T-10-10)	(\$3,514.85)	(\$3,546.71)	(0.9)%
S32.AX	South32 Limited	(\$2,389.74)		100%
TOTAL		CY Balance	LY Balance	
		(\$28,798.97)	(\$24,805.52)	

Supporting Documents

- Investment Income Comparison Report [Report](#)
- Dividend Reconciliation Report [Report](#)
- 2022_Div ANZ 2.jpg [ANZPF.AX](#)
- 2022_Div ANZ.jpg [ANZPF.AX](#)
- 2022_Div COL.jpg [COL.AX](#)
- 2022_Div COL 2.jpg [COL.AX](#)
- 2022_Div FMG.jpg [FMG.AX](#)
- 2022_Div FMG 2.jpg [FMG.AX](#)
- 2022_Div RHC.jpg [RHCPA.AX](#)
- 2022_Div RHC 2.jpg [RHCPA.AX](#)
- 2022_Div S32.jpg [S32.AX](#)

Standard Checklist

- Attach copies of all dividend statements
- Attach copy of Dividend Reconciliation Report
- Attach copy of Investment Income Comparison Report

Wheeler Super Fund**Dividend Reconciliation Report**

For The Period 01 July 2021 - 30 June 2022

Date	Net Payment Received	Australian Income			Foreign Income			Withheld		
		Unfranked	Franked	Franking Credits	Foreign Income	Foreign Credits	NZ Credits	TFN Withheld	Non-Resident	LIC Deduction
Shares in Listed Companies (Australian)										
ANZPF.AX Australia And New Zealand Banking Group Limited (CAP NOTE 6-BBSW+3.60% PERP NON-CUM RED T-03-23))										
24/09/2021	1,369.18	0.00	1,369.18	586.79						
24/03/2022	1,331.20	0.00	1,331.20	570.51						
	2,700.38	0.00	2,700.38	1,157.30						
COL.AX Coles Group Limited.										
28/09/2021	2,044.00	0.00	2,044.00	876.00						
31/03/2022	2,409.00	0.00	2,409.00	1,032.43						
	4,453.00	0.00	4,453.00	1,908.43						
FMG.AX Fortescue Metals Group Ltd										
30/09/2021	11,183.00	0.00	11,183.00	4,792.71						
30/03/2022	4,558.00	0.00	4,558.00	1,953.43						
	15,741.00	0.00	15,741.00	6,746.14						
RHCPA.AX Ramsay Health Care Limited (TRANS PERF 6-BBSW+4.85% PERP SUB RED T-10-10)										
20/10/2021	1,763.06	0.00	1,763.06	755.60						
20/04/2022	1,751.79	0.00	1,751.79	750.77						
	3,514.85	0.00	3,514.85	1,506.37						

Wheeler Super Fund

Dividend Reconciliation Report

For The Period 01 July 2021 - 30 June 2022

Date	Net Payment Received	Australian Income			Foreign Income			Withheld		
		Unfranked	Franked	Franking Credits	Foreign Income	Foreign Credits	NZ Credits	TFN Withheld	Non-Resident	LIC Deduction
S32.AX South32 Limited										
07/04/2022	2,389.74	0.00	2,389.74	1,024.17						
	2,389.74	0.00	2,389.74	1,024.17						
	28,798.97	0.00	28,798.97	12,342.41						
TOTAL	28,798.97	0.00	28,798.97	12,342.41						

Tax Return Reconciliation

	Totals	Tax Return Label
Unfranked	0.00	J
Franked Dividends	28,798.97	K
Franking Credits	12,342.41	L

Wheeler Super Fund

Investment Income Comparison Report

As at 30 June 2022

Investment	Ledger Data			ASX & UUT Data							
	Transaction Date	Income Amount	Franking Credit	Date Payable	Ex Div/Dist Date	Units On Hand	45 Day Qualified	Amount per share/unit	Estimated Income	Estimated Franking*	
Reconciled											
Shares in Listed Companies (Australian)											
ANZPF.AX	Australia And New Zealand Banking Group Limited (CAP NOTE 6-BBSW+3.60% PERP NON-CUM RED T-03-23))	24/09/2021	1,369.18	586.79	24/09/2021	15/09/2021	1,055.00	1,055.00	1.2978	1,369.18	586.79
ANZPF.AX	Australia And New Zealand Banking Group Limited (CAP NOTE 6-BBSW+3.60% PERP NON-CUM RED T-03-23))	24/03/2022	1,331.20	570.51	24/03/2022	15/03/2022	1,055.00	1,055.00	1.2618	1,331.20	570.51
COL.AX	Coles Group Limited.	28/09/2021	2,044.00	876.00	28/09/2021	26/08/2021	7,300.00	7,300.00	0.2800	2,044.00	876.00
COL.AX	Coles Group Limited.	31/03/2022	2,409.00	1,032.43	31/03/2022	03/03/2022	7,300.00	7,300.00	0.3300	2,409.00	1,032.43
FMG.AX	Fortescue Metals Group Ltd	30/09/2021	11,183.00	4,792.71	30/09/2021	06/09/2021	5,300.00	5,300.00	2.1100	11,183.00	4,792.71
FMG.AX	Fortescue Metals Group Ltd	30/03/2022	4,558.00	1,953.43	30/03/2022	28/02/2022	5,300.00	5,300.00	0.8600	4,558.00	1,953.43
RHCPA.AX	Ramsay Health Care Limited (TRANS PERF 6-BBSW+4.85% PERP SUB RED T-10-10)	20/10/2021	1,763.06	755.60	20/10/2021	27/09/2021	1,015.00	1,015.00	1.7370	1,763.06	755.59
RHCPA.AX	Ramsay Health Care Limited (TRANS PERF 6-BBSW+4.85% PERP SUB RED T-10-10)	20/04/2022	1,751.79	750.77	20/04/2022	29/03/2022	1,015.00	1,015.00	1.7259	1,751.79	750.77
			26,409.23	11,318.24					9.6025	26,409.22	11,318.23
Unreconciled											
Shares in Listed Companies (Australian)											
S32.AX	South32 Limited	07/04/2022	2,389.74	1,024.17							
			2,389.74	1,024.17							
Stapled Securities											
GMG.AX**	Goodman Group	26/08/2021	378.00		26/08/2021	29/06/2021	6,300.00	6,300.00	0.1500	945.00	0.00
GMG.AX**	Goodman Group	24/02/2022	945.00		24/02/2022	30/12/2021	6,300.00	6,300.00	0.1500	945.00	0.00

Wheeler Super Fund

Investment Income Comparison Report

As at 30 June 2022

Investment	Ledger Data			ASX & UUT Data						
	Transaction Date	Income Amount	Franking Credit	Date Payable	Ex Div/Dist Date	Units On Hand	45 Day Qualified	Amount per share/unit	Estimated Income	Estimated Franking*
		1,323.00						0.3000	1,890.00	0.00
		30,121.97	12,342.41					9.9025	28,299.22	11,318.23

*Franking credit is estimated using 45 day qualified units. The estimation might not be accurate for preference shares and hedging arrangements.

**For stapled securities, income may be unreconciled due to ASX data including dividend and distribution components that are recognised in different financial years.



000931 000 ANZ



MR GEOFFREY WALTER WHEELER &
MRS VALERIE WHEELER
<WHEELER SUPER FUND A/C>
19 DIAMOND DRIVE
PORT MACQUARIE NSW 2444

NEED ASSISTANCE?

anz.com/shareholder/centre
anzshareregistry@computershare.com.au



Computershare Investor Services Pty Limited
GPO Box 2975 Melbourne
Victoria 3001 Australia



1800 113 399 (within Australia)
0800 174 007 (within New Zealand)
+61 3 9415 4010 (outside Australia)

Holder Identification Number (HIN)

X 0013689229

Security Code	ANZPF
Record Date	16 September 2021
Payment Date	24 September 2021
TFN/ABN	Quoted

DISTRIBUTION ADVICE

The details of your September **ANZ Capital Notes 3** distribution for the period from 24 March 2021 to 23 September 2021 (184 days) at the rate of 2.5744% p.a. are set out below.

AMOUNT PER NOTE	NUMBER OF NOTES	FRANKED AMOUNT	UNFRANKED AMOUNT	FRANKING CREDIT	PAYMENT AMOUNT
A\$1,2978	1,055	A\$1,369.18	A\$0.00	A\$586.79	A\$1,369.18

The distribution is 100% franked at the Australian company tax rate of 30%.

There is an ATO Class Ruling for ANZ Capital Notes 3. A copy is available at anz.com/shareholder/centre/your-shareholding/alternative-securities/anz-capital-notes/.

Noteholders should obtain their own professional advice on the tax implications of the distribution and retain this document to assist in tax return preparation.

PAYMENT INSTRUCTIONS



NATIONAL AUSTRALIA BANK LTD

BSB:	083-088
Account number:	455567863
Payment reference:	801106
PAYMENT AMOUNT:	A\$1,369.18

If payment cannot be made to the above account, you will be notified and your entitlement will be held pending receipt of updated direct credit instructions.



UPCOMING EVENTS

28 October 2021
Full Year Results announced

Australia and New Zealand Banking Group Limited ABN 11 005 357 522
acting through its New Zealand Branch



000935 000 ANZPF



MR GEOFFREY WALTER WHEELER &
MRS VALERIE WHEELER
<WHEELER SUPER FUND A/C>
19 DIAMOND DRIVE
PORT MACQUARIE NSW 2444

NEED ASSISTANCE?

anz.com/shareholder/centre
anzshareregistry@computershare.com.au

Computershare Investor Services Pty Limited
GPO Box 2975 Melbourne
Victoria 3001 Australia

1800 113 399 (within Australia)
0800 174 007 (within New Zealand)
+61 3 9415 4010 (outside Australia)

Holder Identification Number (HIN)

HIN WITHHELD

Security Code	ANZPF
Record Date	16 March 2022
Payment Date	24 March 2022
TFN/ABN	Quoted

DISTRIBUTION ADVICE

The details of your March ANZ Capital Notes 3 distribution for the period from 24 September 2021 to 23 March 2022 (181 days) at the rate of 2.5445% p.a. are set out below.

AMOUNT PER NOTE	NUMBER OF NOTES	FRANKED AMOUNT	UNFRANKED AMOUNT	FRANKING CREDIT	PAYMENT AMOUNT
A\$1.2618	1,055	A\$1,331.20	A\$0.00	A\$570.51	A\$1,331.20

The distribution is 100% franked at the Australian company tax rate of 30%.

There is an ATO Class Ruling for ANZ Capital Notes 3. A copy is available at anz.com/shareholder/centre/your-shareholding/alternative-securities/anz-capital-notes/.

Noteholders should obtain their own professional advice on the tax implications of the distribution and retain this document to assist in tax return preparation.

PAYMENT INSTRUCTIONS

NATIONAL AUSTRALIA BANK LTD

BSB:	083-088
Account number:	XXXXXXX63
Payment reference:	801069
PAYMENT AMOUNT:	A\$1,331.20

If payment cannot be made to the above account, you will be notified and your entitlement will be held pending receipt of updated direct credit instructions.



UPCOMING EVENTS

4 May 2022
Interim Results announced



040140 000 COL



MR GEOFFREY WALTER WHEELER &
MRS VALERIE WHEELER
<WHEELER SUPER FUND A/C>
19 DIAMOND DRIVE
PORT MACQUARIE NSW 2444

Update your information:



Online:
www.computershare.com.au/easyupdate/COL



By Mail:
Computershare Investor Services Pty Limited
GPO Box 2975 Melbourne
Victoria 3001 Australia

Enquiries:



Phone:
(within Australia) 1300 171 785
(outside Australia) +61 3 9415 4078

Holder Identification Number (HIN)

HIN WITHHELD

ASX Code	COL
TFN/ABN Status	Quoted
Record Date	27 August 2021
Payment Date	28 September 2021
Direct Credit Ref. No.	998738

Dividend Statement — Final Dividend

The statement below represents your final dividend for the year ended 27 June 2021.

The final dividend of 28 cents per share is payable on ordinary shares registered in your name and entitled to participate as at the Record Date 27 August 2021. For income tax purposes the dividend is fully franked (100 per cent) at the tax rate of 30 per cent.

Class Description	Amount per Security	Number of Securities	Franked Amount	Unfranked Amount	Gross Payment
Ordinary shares	A\$0.28	7,300	A\$2,044.00	A\$0.00	A\$2,044.00
Net Payment					A\$2,044.00
Franking Credit					A\$876.00



Important Notes

- You should retain this statement to assist you in preparing your tax return.
- Non-resident shareholders - the franked amount is not subject to withholding tax. As there is no unfranked amount, there is no withholding tax on this dividend.

Your Payment Instruction

NATIONAL AUSTRALIA BANK LTD	
BSB	083-088
Account number	XXXXXX63
Amount Deposited	A\$2,044.00



039945 000 COL



MR GEOFFREY WALTER WHEELER & MRS VALERIE WHEELER <WHEELER SUPER FUND A/C> 19 DIAMOND DRIVE PORT MACQUARIE NSW 2444

Update your information:

Online: www.computershare.com.au/easyupdate/COL

By Mail: Computershare Investor Services Pty Limited GPO Box 2975 Melbourne Victoria 3001 Australia

Enquiries:

Phone: (within Australia) 1300 171 785 (outside Australia) +61 3 9415 4078

Holder Identification Number (HIN)

HIN WITHHELD

Table with 2 columns: Field Name and Value. Fields include ASX Code (COL), TFN/ABN Status (Quoted), Record Date (4 March 2022), Payment Date (31 March 2022), and Direct Credit Ref. No. (994677).

Dividend Statement — Interim Dividend

The statement below represents your Interim dividend for the half-year ended 2 January 2022.

The interim dividend of 33 cents per share is payable on ordinary shares registered in your name and entitled to participate as at the Record Date 4 March 2022. For income tax purposes the dividend is fully franked (100 per cent) at the tax rate of 30 per cent.

Table with 6 columns: Class Description, Amount per Security, Number of Securities, Franked Amount, Unfranked Amount, Gross Payment. Includes rows for Ordinary shares, Net Payment (A\$2,409.00), and Franking Credit (A\$1,032.43).

Important Notes

- You should retain this statement to assist you in preparing your tax return.
- Non-resident shareholders - the franked amount is not subject to withholding tax. As there is no unfranked amount, there is no withholding tax on this dividend.

Your Payment Instruction

Table with 2 columns: Field Name and Value. Fields include NATIONAL AUSTRALIA BANK LTD, BSB (083-088), Account number (XXXXXXX63), and Amount Deposited (A\$2,409.00).



Payment Advice



All Registry communications to:
Fortescue Metals Group Limited
Locked Bag A14, Sydney South, NSW, 1235
Telephone: 1300 554 474
ASX Code: FMG
Email: registrars@linkmarketservices.com.au
Website: www.linkmarketservices.com.au

FORTESCUE METALS GROUP LTD ABN: 57 002 594 872

MR GEOFFREY WALTER WHEELER & MRS VALERIE WHEELER
<WHEELER SUPER FUND A/C>
19 DIAMOND DRIVE
PORT MACQUARIE NSW
2444

DIVIDEND STATEMENT

Reference No.: X*****9229
Payment Date: 30 March 2022
Record Date: 01 March 2022

Security Description	Dividend Rate per Share	Participating Shares	Unfranked Amount	Franked Amount	Total Payment	Franking Credit
FMG - ORDINARY FULLY PAID SHARES	\$0.86	5,300	\$0.00	\$4,558.00	\$4,558.00	\$1,953.43
			Less Withholding Tax			\$0.00
			Net Amount			AUD 4,558.00
			Represented By:			
			Direct Credit amount			AUD 4,558.00

BANKING INSTRUCTIONS

The amount of AUD 4,558.00 was deposited to the bank account detailed below:

NATIONAL AUSTRALIA BANK

WHEELER SUPER FUND
BSB: 083-088 ACC: *****7863

DIRECT CREDIT REFERENCE NO.: 1273080201

FRANKING INFORMATION

Franked Rate per Share	\$0.86
Franking Percentage	100%
Company Tax Rate	30%

The total amount together with the franking credit (if any) should be disclosed as assessable income in your Australian tax return.

Note: You may require this statement for taxation purposes. All investors should seek independent advice relevant to their own particular circumstances.

Please ensure your details are current by viewing and updating via the online service centre.



Ramsay
Health Care

Ramsay Health Care Limited
ABN 57 001 288 768

All correspondence to:

BoardRoom
Smart Business Solutions

Boardroom Pty Limited
ABN 14 003 209 836

GPO Box 3993
Sydney NSW 2001

Tel: 1300 737 760 (within Australia)
Tel: +61 2 9290 9600 (outside Australia)
Fax: +61 2 9279 0664

www.boardroomlimited.com.au
enquiries@boardroomlimited.com.au

MR GEOFFREY WALTER WHEELER &
MRS VALERIE WHEELER
<WHEELER SUPER FUND A/C>
19 DIAMOND DRIVE
PORT MACQUARIE NSW 2444

Reference Number: S00005025257
TFN/ABN Status: Quoted
Subregister: CHES
Record Date: 30/03/2022
Payment Date: 20/04/2022

Dividend Statement

Payment Description: Dividend for period 20 October 2021 to 19 April 2022
Security Class: Convertible Adjustable Rate Equity Securities (CARES) Fully Paid **ASX Code:** RHCPA

Number of shares held at Record Date	Dividend Rate per 'CARES'	Gross Dividend	Withholding Tax ¹	Net Dividend Credited	Franked Amount ²	Unfranked Amount	Franking Credit ³
1,015	\$1.7259	\$1,751.79	Nil	\$1,751.79	\$1,751.79	Nil	\$750.77

- This withholding tax applies to you if the dividend amount is partially or totally unfranked and you are a:
 - resident of Australia and your TFN or ABN has not been recorded by the share registry. TFN withholding tax is deducted from the gross unfranked portion of the dividend at the highest marginal tax rate applying to personal income; or
 - non-resident of Australia. Non-resident withholding tax (30%) is deducted from the gross unfranked portion of the dividend unless you are a resident of a country which has entered into a Double Taxation Agreement with Australia. In that case a lower rate (generally 15%) may apply.
- This dividend is 100% franked
- The franking credit has been calculated at the rate of 30%.

Direct Credit Instruction

The total net payment has been paid in accordance with your instructions as shown below:

National Australia Bank Limited
BSB 083-088
Account No *****863

Amount Deposited
\$1,751.79

Please check the above details are correct and the payment has been credited to your account.

Please retain this statement for taxation purposes



Ramsay
Health Care

MR GEOFFREY WALTER WHEELER &
MRS VALERIE WHEELER
<WHEELER SUPER FUND A/C>
19 DIAMOND DRIVE
PORT MACQUARIE NSW 2444

Ramsay Health Care Limited
ABN 57 001 288 768

All correspondence to:

BoardRoom
Smart Business Solutions

Boardroom Pty Limited
ABN 14 003 209 836

GPO Box 3993
Sydney NSW 2001

Tel: 1300 737 760 (within Australia)
Tel: +61 2 9290 9600 (outside Australia)
Fax: +61 2 9279 0664

www.boardroomlimited.com.au
enquiries@boardroomlimited.com.au

Reference Number: S00005025257
TFN/ABN Status: Quoted
Subregister: CHESS
Record Date: 28/09/2021
Payment Date: 20/10/2021

Dividend Statement

Payment Description: Dividend for period 20 April 2021 to 19 October 2021

Security Class: Convertible Adjustable Rate Equity Securities (CARES) Fully Paid

ASX Code: RHCPA

Number of shares held at Record Date	Dividend Rate per 'CARES'	Gross Dividend	Withholding Tax ¹	Net Dividend Credited	Franked Amount ²	Unfranked Amount	Franking Credit ³
1,015	\$1.737	\$1,763.06	Nil	\$1,763.06	\$1,763.06	Nil	\$755.60

- This withholding tax applies to you if the dividend amount is partially or totally unfranked and you are a:
 - resident of Australia and your TFN or ABN has not been recorded by the share registry. TFN withholding tax is deducted from the gross unfranked portion of the dividend at the highest marginal tax rate applying to personal income; or
 - non-resident of Australia. Non-resident withholding tax (30%) is deducted from the gross unfranked portion of the dividend unless you are a resident of a country which has entered into a Double Taxation Agreement with Australia. In that case a lower rate (generally 15%) may apply.
- This dividend is 100% franked
- The franking credit has been calculated at the rate of 30%.

Direct Credit Instruction

The total net payment has been paid in accordance with your instructions as shown below:

National Australia Bank Limited

BSB 083-088

Account No *****863

Amount Deposited
\$1,763.06

Please check the above details are correct and the payment has been credited to your account.

Please retain this statement for taxation purposes



South32 Limited
ABN 84 083 732 597

⑆ 032272 000 S32



MR GEOFFREY WALTER WHEELER &
MRS VALERIE WHEELER
<WHEELER SUPER FUND A/C>
19 DIAMOND DRIVE
PORT MACQUARIE NSW 2444

UPDATE YOUR INFORMATION



ONLINE:
www.computershare.com.au/investor



MAIL:
Computershare Investor Services Pty Limited
GPO Box 2975 Melbourne
Victoria 3001 Australia

ENQUIRIES



PHONE:
1800 019 953 (within Australia)
+61 3 9415 4169 (outside Australia)

HOLDER IDENTIFICATION NUMBER (HIN)

HIN WITHHELD

ASX Code:	S32
TFN/ABN Status:	Quoted
Record Date:	11 March 2022
Payment Date:	7 April 2022

2022 INTERIM DIVIDEND

This payment represents an interim dividend of 8.7 US cents (equivalent to 11.948695 Australian cents) per share for the half year ended 31 December 2021. This dividend is paid on the Ordinary Shares registered in your name and entitled to participate as at the Record Date of 11 March 2022. All amounts are in Australian Dollars, except where indicated.

The interim dividend has been franked at a rate of 100% in Australia. The company tax rate used to determine the franking credit is 30%.

If you would like to provide your TFN/ABN/Exemptions, view any outstanding payments, change payment options or view your shareholding, please visit www.computershare.com.au/investor.

CLASS DESCRIPTION	AMOUNT PER SECURITY	NUMBER OF SECURITIES	FRANKED AMOUNT	UNFRANKED AMOUNT	GROSS PAYMENT
Ordinary Shares	11.948695 cents	20,000	\$2,389.74	\$0.00	\$2,389.74
Net Payment					\$2,389.74
Franking Credit					\$1,024.17

PAYMENT INSTRUCTIONS

NATIONAL AUSTRALIA BANK LTD

BSB: **083-088**
Account Number: **XXXXXXXX63**
Payment Reference: **896006**
Amount Paid: **A\$2,389.74**

Note: You should retain this statement to assist you in preparing your tax return.



IMPORTANT NOTICE REGARDING YOUR PAYMENT

If payment cannot be made to the above account, the dividend amount will be withheld pending receipt of your valid direct credit instruction. Please ensure your bank details are kept up to date.

24700 - Changes in Market Values of Investments

2022 Financial Year

Preparer Desiree Yutuc

Reviewer Steven Lee

Status Completed

Account Code	Description	CY Balance	LY Balance	Change
24700	Changes in Market Values of Investments	\$64,800.98	(\$22,635.16)	(386.28)%
TOTAL		CY Balance	LY Balance	
		\$64,800.98	(\$22,635.16)	

Supporting Documents

- Net Capital Gains Reconciliation [Report](#)
- Realised Capital Gain Report [Report](#)
- Market Movement [Report](#)

Standard Checklist

- Attach copies of Source Documentation (Contract Notes, Broker Statements, Chess Statements, Contracts of Sale, Managed Fund Statements etc)
- Attach copy of Market Movement report
- Attach copy of Net Capital Gains Reconciliation
- Attach copy of Realised Capital Gain Report
- Ensure all Asset Disposals have been entered
- Ensure all Market Values have been entered for June 30
- Ensure all Tax Deferred Distributions have been entered

Wheeler Super Fund

Market Movement Report

As at 30 June 2022

Investment	Date	Description	Unrealised				Realised			Total
			Units	Accounting Cost Movement	Market Movement	Depreciation	Balance	Consideration	Accounting Cost Base	
ANZPF.AX - Australia And New Zealand Banking Group Limited (CAP NOTE 6-BBSW+3.60% PERP NON-CUM RED T-										
	01/07/2021	Opening Balance	1,055.00	0.00	0.00	0.00	109,456.25	0.00	0.00	0.00
	31/10/2021	Revaluation	0.00	0.00	(431.49)	0.00	109,024.76	0.00	0.00	0.00
	30/11/2021	Revaluation	0.00	0.00	167.74	0.00	109,192.50	0.00	0.00	0.00
	31/12/2021	Revaluation	0.00	0.00	1,044.45	0.00	110,236.95	0.00	0.00	0.00
	31/01/2022	Revaluation	0.00	0.00	(305.95)	0.00	109,931.00	0.00	0.00	0.00
	28/02/2022	Revaluation	0.00	0.00	(516.95)	0.00	109,414.05	0.00	0.00	0.00
	30/06/2022	Revaluation	0.00	0.00	(1,287.10)	0.00	108,126.95	0.00	0.00	0.00
	30/06/2022		1,055.00	0.00	(1,329.30)	0.00	108,126.95	0.00	0.00	0.00
COL.AX - Coles Group Limited.										
	01/07/2021	Opening Balance	7,300.00	0.00	0.00	0.00	124,757.00	0.00	0.00	0.00
	31/10/2021	Revaluation	0.00	0.00	365.00	0.00	125,122.00	0.00	0.00	0.00
	30/11/2021	Revaluation	0.00	0.00	6,497.00	0.00	131,619.00	0.00	0.00	0.00
	31/12/2021	Revaluation	0.00	0.00	73.00	0.00	131,692.00	0.00	0.00	0.00
	31/01/2022	Revaluation	0.00	0.00	(11,023.00)	0.00	120,669.00	0.00	0.00	0.00
	28/02/2022	Revaluation	0.00	0.00	7,008.00	0.00	127,677.00	0.00	0.00	0.00
	10/03/2022	Disposal	(7,300.00)	(126,691.21)	0.00	0.00	985.79	126,661.52	126,691.21	(29.69)
	10/03/2022	Writeback	0.00	0.00	(985.79)	0.00	0.00	0.00	0.00	0.00
	30/06/2022		0.00	(126,691.21)	1,934.21	0.00	0.00	126,661.52	126,691.21	(29.69)
FMG.AX - Fortescue Metals Group Ltd										
	01/07/2021	Opening Balance	5,300.00	0.00	0.00	0.00	123,702.00	0.00	0.00	0.00
	31/10/2021	Revaluation	0.00	0.00	(49,873.00)	0.00	73,829.00	0.00	0.00	0.00
	30/11/2021	Revaluation	0.00	0.00	19,451.00	0.00	93,280.00	0.00	0.00	0.00
	31/12/2021	Revaluation	0.00	0.00	8,162.00	0.00	101,442.00	0.00	0.00	0.00
	31/01/2022	Revaluation	0.00	0.00	1,643.00	0.00	103,085.00	0.00	0.00	0.00
	28/02/2022	Revaluation	0.00	0.00	(4,505.00)	0.00	98,580.00	0.00	0.00	0.00
	06/04/2022	Disposal	(5,300.00)	(116,479.02)	0.00	0.00	(17,899.02)	114,809.49	116,479.02	(1,669.53)
	06/04/2022	Writeback	0.00	0.00	17,899.02	0.00	0.00	0.00	0.00	0.00
	30/06/2022		0.00	(116,479.02)	(7,222.98)	0.00	0.00	114,809.49	116,479.02	(1,669.53)
GMG.AX2 - Goodman Group										
	01/07/2021	Opening Balance	6,300.00	0.00	0.00	0.00	133,371.00	0.00	0.00	0.00
	31/10/2021	Revaluation	0.00	0.00	4,599.00	0.00	137,970.00	0.00	0.00	0.00
	30/11/2021	Revaluation	0.00	0.00	16,695.00	0.00	154,665.00	0.00	0.00	0.00
	31/12/2021	Revaluation	0.00	0.00	15,183.00	0.00	169,848.00	0.00	0.00	0.00

Wheeler Super Fund

Market Movement Report

As at 30 June 2022

Investment	Date	Description	Unrealised				Realised			Total
			Units	Accounting Cost Movement	Market Movement	Depreciation	Balance	Consideration	Accounting Cost Base	
	31/01/2022	Revaluation	0.00	0.00	(25,389.00)	0.00	144,459.00	0.00	0.00	0.00
	28/02/2022	Revaluation	0.00	0.00	(4,536.00)	0.00	139,923.00	0.00	0.00	0.00
	15/06/2022	Disposal	(6,300.00)	(117,814.71)	0.00	0.00	22,108.29	118,435.57	117,814.71	620.86
	15/06/2022	Writeback	0.00	0.00	(22,108.29)	0.00	0.00	0.00	0.00	0.00
	30/06/2022		0.00	(117,814.71)	(15,556.29)	0.00	0.00	118,435.57	117,814.71	620.86
ORG.AX - Origin Energy Limited										
	06/04/2022	Purchase	8,000.00	51,729.60	0.00	0.00	51,729.60	0.00	0.00	0.00
	21/04/2022	Purchase	4,200.00	27,704.44	0.00	0.00	79,434.04	0.00	0.00	0.00
	30/06/2022	Revaluation	0.00	0.00	(9,528.04)	0.00	69,906.00	0.00	0.00	0.00
	30/06/2022		12,200.00	79,434.04	(9,528.04)	0.00	69,906.00	0.00	0.00	0.00
RHCPA.AX - Ramsay Health Care Limited (TRANS PERF 6-BBSW+4.85% PERP SUB RED T-10-10)										
	01/07/2021	Opening Balance	1,015.00	0.00	0.00	0.00	106,260.35	0.00	0.00	0.00
	31/10/2021	Revaluation	0.00	0.00	(1,197.70)	0.00	105,062.65	0.00	0.00	0.00
	30/11/2021	Revaluation	0.00	0.00	1,258.60	0.00	106,321.25	0.00	0.00	0.00
	31/12/2021	Revaluation	0.00	0.00	(152.25)	0.00	106,169.00	0.00	0.00	0.00
	31/01/2022	Revaluation	0.00	0.00	142.10	0.00	106,311.10	0.00	0.00	0.00
	28/02/2022	Revaluation	0.00	0.00	1,278.90	0.00	107,590.00	0.00	0.00	0.00
	30/06/2022	Revaluation	0.00	0.00	(6,445.25)	0.00	101,144.75	0.00	0.00	0.00
	30/06/2022		1,015.00	0.00	(5,115.60)	0.00	101,144.75	0.00	0.00	0.00
S32.AX - South32 Limited										
	10/03/2022	Purchase	20,000.00	101,111.10	0.00	0.00	101,111.10	0.00	0.00	0.00
	30/06/2022	Revaluation	0.00	0.00	(22,311.10)	0.00	78,800.00	0.00	0.00	0.00
	30/06/2022		20,000.00	101,111.10	(22,311.10)	0.00	78,800.00	0.00	0.00	0.00
WDS.AX - Woodside Energy Group Ltd										
	25/05/2022	Code/Class Change	2,100.00	71,457.52	0.00	0.00	71,457.52	0.00	0.00	0.00
	30/06/2022	Revaluation	0.00	0.00	(4,593.52)	0.00	66,864.00	0.00	0.00	0.00
	30/06/2022		2,100.00	71,457.52	(4,593.52)	0.00	66,864.00	0.00	0.00	0.00
WPL.AX - Woodside Petroleum Ltd										
	01/07/2021	Opening Balance	0.00	0.00	0.00	0.00	0.00	0.00	0.00	0.00
	07/04/2022	Purchase	2,100.00	71,457.52	0.00	0.00	71,457.52	0.00	0.00	0.00
	25/05/2022	Code/Class Change	(2,100.00)	0.00	0.00	0.00	71,457.52	0.00	0.00	0.00
	25/05/2022	Code/Class Change	0.00	(71,457.52)	0.00	0.00	0.00	71,457.52	71,457.52	0.00
	30/06/2022		0.00	0.00	0.00	0.00	0.00	71,457.52	71,457.52	0.00

Wheeler Super Fund
Market Movement Report

As at 30 June 2022

Investment	Date	Description	Unrealised				Realised			Total
			Units	Accounting Cost Movement	Market Movement	Depreciation	Balance	Consideration	Accounting Cost Base	
Total Market Movement					(63,722.62)				(1,078.36)	(64,800.98)

Wheeler Super Fund

Capital Gains Reconciliation Report

For The Period 01 July 2021 - 30 June 2022

	Total	Discounted	Indexed	Other	Notional
Losses available to offset					
Carried forward from prior losses	85,353.00				
Carried forward from prior losses - Collectables	0.00				
Current year capital losses	0.00				
Current year capital losses - Collectables	0.00				
Total Losses Available	85,353.00				
Total Losses Available - Collectables	0.00				
Capital Gains					
Capital gains from disposal of assets	0.00	0.00	0.00	0.00	0.00
Capital gains from disposal of assets - Collectables	0.00	0.00	0.00	0.00	0.00
Capital gains from trust distributions	0.00	0.00	0.00	0.00	0.00
Capital Gains Before Losses applied	0.00	0.00	0.00	0.00	0.00
Losses and discount applied					
Losses applied	0.00	0.00	0.00	0.00	0.00
Losses applied - Collectables	0.00	0.00	0.00	0.00	0.00
Capital gains after losses applied	0.00	0.00	0.00	0.00	0.00
Capital gains after losses applied - Collectables	0.00	0.00	0.00	0.00	0.00
CGT Discount applied	0.00				
CGT Discount applied - Collectables	0.00				

Wheeler Super Fund

Capital Gains Reconciliation Report

For The Period 01 July 2021 - 30 June 2022

	Total	Discounted	Indexed	Other	Notional
Net Capital Gain					
Net capital gain	0.00				
Net capital gain - Collectables	0.00				
Total Net Capital Gain (11A)	0.00				
Net Capital Losses Carried Forward to later income					
Net Capital Losses Carried Forward to later income years	85,353.00				
Net Capital Losses Carried Forward to later income years - Collectables	0.00				
Total Net Capital Losses Carried Forward to later income years (14V)	85,353.00				

Note

Refer to Realised Gains Report for details of Disposals at a Security level

Refer to Distribution Reconciliation Report for Trust Distribution details at a Security level

Wheeler Super Fund

Realised Capital Gains Report

For The Period 01 July 2021 - 30 June 2022

Investment		Accounting Treatment				Tax Treatment						
Purchase Contract Date	Disposal Contract Date	Units	Cost	Proceeds	Accounting Profit/(Loss)	Adjusted Cost Base	Reduced Cost Base	Indexed Cost Base	Indexed Gains	Discounted Gains (Gross)	Other Gains	Capital Loss
Shares in Listed Companies (Australian)												
COL.AX - Coles Group Limited.												
02/12/2020	10/03/2022	1,300.00	23,438.75	22,556.16	(882.59)	23,438.75	23,438.75	0.00	0.00	0.00	0.00	(882.59)
03/09/2020	10/03/2022	4,300.00	75,375.82	74,608.84	(766.98)	75,375.82	75,375.82	0.00	0.00	0.00	0.00	(766.98)
04/05/2021	10/03/2022	1,700.00	27,876.64	29,496.52	1,619.88	27,876.64	27,876.64	0.00	0.00	0.00	1,619.88	0.00
		7,300.00	126,691.21	126,661.52	(29.69)	126,691.21	126,691.21	0.00	0.00	0.00	1,619.88	(1,649.57)
FMG.AX - Fortescue Metals Group Ltd												
02/02/2021	06/04/2022	4,235.00	92,596.77	91,739.28	(857.49)	92,596.77	92,596.77	0.00	0.00	0.00	0.00	(857.49)
04/05/2021	06/04/2022	1,065.00	23,882.25	23,070.21	(812.04)	23,882.25	23,882.25	0.00	0.00	0.00	0.00	(812.04)
		5,300.00	116,479.02	114,809.49	(1,669.53)	116,479.02	116,479.02	0.00	0.00	0.00	0.00	(1,669.53)
		12,600.00	243,170.23	241,471.01	(1,699.22)	243,170.23	243,170.23	0.00	0.00	0.00	1,619.88	(3,319.10)
Stapled Securities												
GMG.AX2 - Goodman Group												
04/05/2021	15/06/2022	800.00	15,171.95	15,039.44	(132.51)	15,080.45	15,080.45	0.00	0.00	0.00	0.00	(41.01)
12/11/2020	15/06/2022	4,300.00	80,298.21	80,836.98	538.77	79,806.37	79,806.37	0.00	0.00	1,030.60	0.00	0.00
02/12/2020	15/06/2022	1,200.00	22,344.55	22,559.16	214.61	22,207.29	22,207.29	0.00	0.00	351.86	0.00	0.00
		6,300.00	117,814.71	118,435.58	620.87	117,094.11	117,094.11	0.00	0.00	1,382.46	0.00	(41.01)
		0.00	0.00	0.00	0.00	0.00	0.00	0.00	0.00	638.00	0.00	0.00
		0.00	0.00	0.00	0.00	0.00	0.00	0.00	0.00	638.00	0.00	0.00
		6,300.00	117,814.71	118,435.58	620.87	117,094.11	117,094.11	0.00	0.00	2,020.46	0.00	(41.01)

18,900.00	360,984.94	359,906.59	(1,078.35)	360,264.34	360,264.34	0.00	0.00	2,020.46	1,619.88	(3,360.11)
-----------	------------	------------	------------	------------	------------	------	------	----------	----------	------------

25000 - Interest Received

2022 Financial Year

Preparer Desiree Yutuc

Reviewer Steven Lee

Status Completed

Account Code	Description	CY Balance	LY Balance	Change
NAB301748453	NAB Trade Account 301748453	(\$9.67)	(\$25.17)	(61.58)%
NAB455567863	NAB Cash Manager 45-556-7863	(\$14.92)	(\$12.99)	14.86%
TOTAL		CY Balance	LY Balance	
		(\$24.59)	(\$38.16)	

Supporting Documents

- Interest Reconciliation Report [Report](#)

Standard Checklist

- Attach Interest Reconciliation Report
- Ensure all interest has been recorded from Bank Statements
- Review Statements to ensure all TFN withheld has been input

Wheeler Super Fund Interest Reconciliation Report

For The Period 01 July 2021 - 30 June 2022

Date	Payment Amount	Gross Interest	TFN Withheld	Foreign Income	Foreign Credits
Bank Accounts					
NAB301748453 NAB Trade Account 301748453					
31/03/2022	0.84	0.84			
29/04/2022	0.68	0.68			
30/06/2022	8.15	8.15			
	9.67	9.67			
NAB455567863 NAB Cash Manager 45-556-7863					
30/07/2021	0.36	0.36			
31/08/2021	0.40	0.40			
30/09/2021	0.43	0.43			
29/10/2021	1.59	1.59			
30/11/2021	1.96	1.96			
31/12/2021	2.58	2.58			
31/01/2022	2.58	2.58			
28/02/2022	2.34	2.34			
31/03/2022	1.55	1.55			
29/04/2022	0.65	0.65			
31/05/2022	0.25	0.25			
30/06/2022	0.23	0.23			
	14.92	14.92			
	24.59	24.59			

Wheeler Super Fund

Interest Reconciliation Report

For The Period 01 July 2021 - 30 June 2022

Date	Payment Amount	Gross Interest	TFN Withheld	Foreign Income	Foreign Credits
TOTAL	24.59	24.59			

Tax Return Reconciliation

	Totals	Tax Return Label
Gross Interest	24.59	11C

26500 - Other Investment Income

2022 Financial Year

Preparer Desiree Yutuc

Reviewer Steven Lee

Status Completed

Account Code	Description	CY Balance	LY Balance	Change
976066353	Commission Rebate		(\$13.91)	100%
TOTAL		CY Balance	LY Balance	
			(\$13.91)	

Supporting Documents

- General Ledger [Report](#)

Standard Checklist

- Attach all source documentation

Wheeler Super Fund
General Ledger

As at 30 June 2022

Transaction Date	Description	Units	Debit	Credit	Balance \$
					0.00 DR

Total Debits: 0.00

Total Credits: 0.00

30100 - Accountancy Fees

2022 Financial Year

Preparer Desiree Yutuc

Reviewer Steven Lee

Status Completed

Account Code	Description	CY Balance	LY Balance	Change
30100	Accountancy Fees	\$850.00	\$995.00	(14.57)%
TOTAL		CY Balance	LY Balance	
		\$850.00	\$995.00	

Supporting Documents

- General Ledger [Report](#)
- 2022_Receipt_2021.pdf [30100](#)

Standard Checklist

- Attach all source documentation
- Ensure all Transactions have been entered

Wheeler Super Fund General Ledger

As at 30 June 2022

Transaction Date	Description	Units	Debit	Credit	Balance \$
Accountancy Fees (30100)					
Accountancy Fees (30100)					
16/11/2021	INTERNET TRANSFER Wheeler Super		850.00		850.00 DR
			850.00		850.00 DR

Total Debits: 850.00

Total Credits: 0.00



TAX INVOICE

Wheeler Super

Invoice Date
15 Nov 2021

Invoice Number
INV-0217

ABN
60 061 126 663

SuperHelp Australia
PTY LTD
PO Box 1906
MACQUARIE
CENTRE NSW 2113
AUSTRALIA

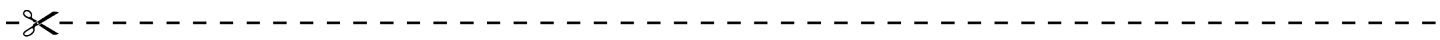
Item	Description	Quantity	Unit Price	GST	Amount AUD
EOY	SMSF Annual Administration	1.00	1,100.00	10%	1,100.00
PENSIO NADMIN	Pension Administration	2.00	150.00	10%	300.00
DEPO	Deposit	1.00	(550.00)	10%	(550.00)
INCLUDES GST 10%					77.27
TOTAL AUD					850.00
Less Amount Paid					850.00
AMOUNT DUE AUD					0.00

Due Date: 29 Nov 2021

Please pay the balance of our fees by direct credit into our bank account.

OUR BANK DETAILS (Use your name or your SMSF name as the reference):

Account Name: Superhelp Australia Pty Ltd
Bank: Commonwealth Bank
BSB: 06 2099
Account Number: 1041 7929



PAYMENT ADVICE

To: SuperHelp Australia PTY LTD
PO Box 1906
MACQUARIE CENTRE NSW 2113
AUSTRALIA

Customer Wheeler Super
Invoice Number INV-0217

Amount Due **0.00**
Due Date 29 Nov 2021

Amount Enclosed

Enter the amount you are paying above

30400 - ATO Supervisory Levy

2022 Financial Year

Preparer Desiree Yutuc

Reviewer Steven Lee

Status Completed

Account Code	Description	CY Balance	LY Balance	Change
30400	ATO Supervisory Levy	\$259.00	\$259.00	0%
TOTAL		CY Balance	LY Balance	
		\$259.00	\$259.00	

Supporting Documents

- General Ledger [Report](#)

Standard Checklist

- Attach all source documentation
- Ensure all Transactions have been entered

Wheeler Super Fund
General Ledger

As at 30 June 2022

Transaction Date	Description	Units	Debit	Credit	Balance \$
ATO Supervisory Levy (30400)					
<u>ATO Supervisory Levy (30400)</u>					
25/11/2021	ATO007000015578379 ATO WHEELER SUPER FU		259.00		259.00 DR
			259.00		259.00 DR

Total Debits: 259.00

Total Credits: 0.00

30700 - Auditor's Remuneration

2022 Financial Year

Preparer Desiree Yutuc

Reviewer Steven Lee

Status Completed

Account Code	Description	CY Balance	LY Balance	Change
30700	Auditor's Remuneration	\$550.00	\$450.00	22.22%
TOTAL		CY Balance	LY Balance	
		\$550.00	\$450.00	

Supporting Documents

- General Ledger [Report](#)
- 2021 invoice - Wheeler Super Fund.pdf [30700](#)

Standard Checklist

- Attach all source documentation
- Ensure all Transactions have been entered

Wheeler Super Fund General Ledger

As at 30 June 2022

Transaction Date	Description	Units	Debit	Credit	Balance \$
Auditor's Remuneration (30700)					
Auditor's Remuneration (30700)					
30/08/2021	INTERNET TRANSFER Wheeler Super		550.00		550.00 DR
			550.00		550.00 DR
Total Debits:	550.00				
Total Credits:	0.00				

PINNACLE SUPER

TAX INVOICE

Wheeler Super Fund
19 Diamond Drive
PORT MACQUARIE NSW 2444

Invoice Date
12 Nov 2021

Account Number

Invoice Number
INV-0518

Reference

Pinnacle Super Pty Ltd
PO Box 49
PENRITH NSW 2751
ABN 34 644 503 980

Description	Quantity	Unit Price	GST	Amount AUD
Provision of the statutory audit of the abovenamed Fund for the year ended 30 June 2021				
Issue of audit report for the Fund	1.00	500.00	10%	500.00
			Subtotal	500.00
			Total GST 10%	50.00
			Invoice Total AUD	550.00
			Total Net Payments AUD	0.00
			Amount Due AUD	550.00

Due Date: 26 Nov 2021

Methods of payment:

- * Electronic Funds Transfer (EFT): Acc Name: Pinnacle Super Pty Ltd, BSB: 032-278 , Acc: 818524 - please quote invoice number
- * Cheque - please attach the payment advice
- * Mastercard / Visa / Bankcard:
Card Number.....
Cardholder.....
Expiry Date..... Signature

41600 - Pensions Paid

2022 Financial Year

Preparer Desiree Yutuc

Reviewer Steven Lee

Status Completed

Account Code	Description	CY Balance	LY Balance	Change
WHEGEO00001P	(Pensions Paid) Wheeler, Geoffrey - Pension (Pension)	\$20,000.00	\$19,000.00	5.26%
WHEVAL00001P	(Pensions Paid) Wheeler, Valerie - Pension (Pension)	\$10,000.00	\$10,000.00	0%
TOTAL		CY Balance	LY Balance	
		\$30,000.00	\$29,000.00	

Supporting Documents

- Pension Summary Report [Report](#)
- Pension_Calc.pdf

Standard Checklist

- Attach copy of Pension Summary Report
- Ensure Member(s) have been advised of pension for coming year
- Ensure Minimum Pension has been paid for each account

Wheeler Super Fund

Pension Summary

As at 30 June 2022

Member Name : Wheeler, Geoffrey

Member Age : 87* (Date of Birth : Provided)

Member Code	Pension Type	Pension Start Date	Tax Free	Min / PF	Minimum	Maximum	Gross Pension Payments	PAYG	Net Pension Payment	Amount to reach Minimum
WHEGEO 00001P	Account Based Pension	01/07/2006	12.81%	4.50%	\$19,470.00*	N/A	\$20,000.00	\$0.00	\$20,000.00	NIL

*COVID-19 50% reduction has been applied to the minimum pension amount.

					\$19,470.00	\$0.00	\$20,000.00	\$0.00	\$20,000.00	\$0.00
--	--	--	--	--	--------------------	---------------	--------------------	---------------	--------------------	---------------

Member Name : Wheeler, Valerie

Member Age : 92* (Date of Birth : Provided)

Member Code	Pension Type	Pension Start Date	Tax Free	Min / PF	Minimum	Maximum	Gross Pension Payments	PAYG	Net Pension Payment	Amount to reach Minimum
WHEVAL 00001P	Account Based Pension	01/07/2006	31.76%	5.50%	\$9,910.00*	N/A	\$10,000.00	\$0.00	\$10,000.00	NIL

*COVID-19 50% reduction has been applied to the minimum pension amount.

					\$9,910.00	\$0.00	\$10,000.00	\$0.00	\$10,000.00	\$0.00
--	--	--	--	--	-------------------	---------------	--------------------	---------------	--------------------	---------------

Total :

					\$29,380.00	\$0.00	\$30,000.00	\$0.00	\$30,000.00	\$0.00
--	--	--	--	--	--------------------	---------------	--------------------	---------------	--------------------	---------------

*Age as at 01/07/2021 or pension start date for new pensions.



SuperHelp Australia Pty Ltd

ABN 60 061 126 663

P O Box 454

Burwood, NSW 1805

Phone: 1 300 736 453

Fax: (02) 8456 5904

Website: www.superhelp.com.au

Date: 13 October 2022

Dear Sir/Madam,

**Re: Pension Requirements for Pension Member(s) for
Wheeler Super Fund**

Please find attached your pension requirement(s) for the 2022-2023 financial year.

Please ensure that the pension for the 2022-2023 income year fits within these Minimum and Maximum levels. Please note that any pensions that would have been commenced during the 2022-2023 income year are not included in the calculations.

Sincerely Yours,

Superhelp Australia Pty Ltd

Wheeler Super Fund
Yearly Projected Pension Calculation Report

As at 01 July 2022

Member Name	Member Code	Pension Type	Pension Start/ Conversion Date	Age (as at 01/07/2022)	Opening Balance	Minimum Amount *	Maximum Amount	Tax Free %	Min Tax Free Payments	Min Taxable Payments
Wheeler, Geoffrey	WHEGEO00001P	Account Based Pension	01/07/2006	88	395,756.54	17,810.00	N/A	12.81	2,281.46	15,528.54
					395,756.54	17,810.00			2,281.46	15,528.54
Wheeler, Valerie	WHEVAL00001P	Account Based Pension	01/07/2006	93	163,220.11	8,980.00	N/A	31.76	2,852.05	6,127.95
					163,220.11	8,980.00			2,852.05	6,127.95
					558,976.65	26,790.00			5,133.51	21,656.49

* COVID-19 50% reduction has been applied to the minimum pension amount

48500 - Income Tax Expense

2022 Financial Year

Preparer Desiree Yutuc

Reviewer Steven Lee

Status Completed

Account Code	Description	CY Balance	LY Balance	Change
48500	Income Tax Expense	(\$12,342.41)	(\$10,361.13)	19.12%
TOTAL		CY Balance	LY Balance	
		(\$12,342.41)	(\$10,361.13)	

Supporting Documents

No supporting documents

49000 - Profit/Loss Allocation Account

2022 Financial Year

Preparer Desiree Yutuc

Reviewer Steven Lee

Status Completed

Account Code	Description	CY Balance	LY Balance	Change
49000	Profit/Loss Allocation Account	(\$53,971.01)	\$32,593.39	(265.59)%
TOTAL		CY Balance	LY Balance	
		(\$53,971.01)	\$32,593.39	

Supporting Documents

No supporting documents

50000 - Members

2022 Financial Year

Preparer Desiree Yutuc

Reviewer Steven Lee

Status Completed

Account Code	Description	Opening Balance	Contribution Income	Earnings	Member Payments	Tax & Fees	Closing Balance	Change
WHEGEO00001P	Wheeler, Geoffrey - Pension (Pension)	(\$432,692.06)		\$16,935.52	\$20,000.00		(\$395,756.54)	(8.54)%
WHEVAL00001P	Wheeler, Valerie - Pension (Pension)	(\$180,255.60)		\$7,035.49	\$10,000.00		(\$163,220.11)	(9.45)%
TOTAL		Opening Balance	Contribution Income	Earnings	Member Payments	Tax & Fees	Closing Balance	
		(\$612,947.66)		\$23,971.01	\$30,000.00		(\$558,976.65)	

Supporting Documents

- Members Summary [Report](#)
- Members Statements [Report](#)

Standard Checklist

- Attach copies of Members Statements

Wheeler Super Fund

Members Statement

Geoffrey Wheeler
 19 Diamond Dr
 Port Macquarie, New South Wales, 2444, Australia

Your Details

Date of Birth :	Provided	Nominated Beneficiaries:	N/A
Age:	88	Nomination Type:	N/A
Tax File Number:	Provided	Vested Benefits:	395,756.54
Date Joined Fund:	01/06/1998	Total Death Benefit:	395,756.54
Service Period Start Date:	01/06/1998	Current Salary:	0.00
Date Left Fund:		Previous Salary:	0.00
Member Code:	WHEGEO00001P	Disability Benefit:	0.00
Account Start Date:	01/07/2006		
Account Phase:	Retirement Phase		
Account Description:	Pension		

Your Balance

Total Benefits	395,756.54
<u>Preservation Components</u>	
Preserved	
Unrestricted Non Preserved	395,756.54
Restricted Non Preserved	
<u>Tax Components</u>	
Tax Free (12.81%)	50,709.59
Taxable	345,046.95

Your Detailed Account Summary

	This Year	Last Year
Opening balance at 01/07/2021	432,692.06	408,330.31
<u>Increases to Member account during the period</u>		
Employer Contributions		
Personal Contributions (Concessional)		
Personal Contributions (Non Concessional)		
Government Co-Contributions		
Other Contributions		
Proceeds of Insurance Policies		
Transfers In		
Net Earnings	(16,935.52)	43,361.75
Internal Transfer In		
<u>Decreases to Member account during the period</u>		
Pensions Paid	20,000.00	19,000.00
Contributions Tax		
Income Tax		
No TFN Excess Contributions Tax		
Excess Contributions Tax		
Refund Excess Contributions		
Division 293 Tax		
Insurance Policy Premiums Paid		
Management Fees		
Member Expenses		
Benefits Paid/Transfers Out		
Superannuation Surcharge Tax		
Internal Transfer Out		
Closing balance at 30/06/2022	395,756.54	432,692.06

Wheeler Super Fund
Members Statement

Trustee's Disclaimer

This statement has been prepared by the Trustee for the member whose name appears at the top of this statement. Every effort has been made by the Trustee to ensure the accuracy and completeness of this Statement. The Trustee does not accept any liability for any error, omission or misprint. All amounts shown in relation to benefits do not take into account any amounts which may be withheld to satisfy the requirements imposed by the Income Tax Assessment Act 1936.

Signed by all the trustees of the fund

Geoffrey Wheeler
Trustee

Valerie Wheeler
Trustee

Wheeler Super Fund

Members Statement

Valerie Wheeler
 19 Diamond Dr
 Port Macquarie, New South Wales, 2444, Australia

Your Details

Date of Birth :	Provided	Nominated Beneficiaries:	N/A
Age:	93	Nomination Type:	N/A
Tax File Number:	Provided	Vested Benefits:	163,220.11
Date Joined Fund:	01/06/1998	Total Death Benefit:	163,220.11
Service Period Start Date:	01/06/1998	Current Salary:	0.00
Date Left Fund:		Previous Salary:	0.00
Member Code:	WHEVAL00001P	Disability Benefit:	0.00
Account Start Date:	01/07/2006		
Account Phase:	Retirement Phase		
Account Description:	Pension		

Your Balance

Total Benefits	163,220.11
<u>Preservation Components</u>	
Preserved	
Unrestricted Non Preserved	163,220.11
Restricted Non Preserved	
<u>Tax Components</u>	
Tax Free (31.76%)	51,689.10
Taxable	111,531.01

Your Detailed Account Summary

	This Year	Last Year
Opening balance at 01/07/2021	180,255.60	172,023.96
<u>Increases to Member account during the period</u>		
Employer Contributions		
Personal Contributions (Concessional)		
Personal Contributions (Non Concessional)		
Government Co-Contributions		
Other Contributions		
Proceeds of Insurance Policies		
Transfers In		
Net Earnings	(7,035.49)	18,231.64
Internal Transfer In		
<u>Decreases to Member account during the period</u>		
Pensions Paid	10,000.00	10,000.00
Contributions Tax		
Income Tax		
No TFN Excess Contributions Tax		
Excess Contributions Tax		
Refund Excess Contributions		
Division 293 Tax		
Insurance Policy Premiums Paid		
Management Fees		
Member Expenses		
Benefits Paid/Transfers Out		
Superannuation Surcharge Tax		
Internal Transfer Out		
Closing balance at 30/06/2022	163,220.11	180,255.60

Wheeler Super Fund
Members Statement

Trustee's Disclaimer

This statement has been prepared by the Trustee for the member whose name appears at the top of this statement. Every effort has been made by the Trustee to ensure the accuracy and completeness of this Statement. The Trustee does not accept any liability for any error, omission or misprint. All amounts shown in relation to benefits do not take into account any amounts which may be withheld to satisfy the requirements imposed by the Income Tax Assessment Act 1936.

Signed by all the trustees of the fund

Geoffrey Wheeler
Trustee

Valerie Wheeler
Trustee

Wheeler Super Fund

Members Summary

As at 30 June 2022

Opening Balances	Increases				Decreases					Closing Balance	
	Contributions	Transfers In	Net Earnings	Insurance Proceeds	Pensions Paid	Contributions Tax	Taxes Paid	Benefits Paid/ Transfers Out	Insurance Premiums		Member Expenses
Geoffrey Wheeler (Age: 88)											
WHEGEO00001P - Pension - Tax Free: 12.81%											
432,692.06			(16,935.52)		20,000.00						395,756.54
432,692.06			(16,935.52)		20,000.00						395,756.54
Valerie Wheeler (Age: 93)											
WHEVAL00001P - Pension - Tax Free: 31.76%											
180,255.60			(7,035.49)		10,000.00						163,220.11
180,255.60			(7,035.49)		10,000.00						163,220.11
612,947.66			(23,971.01)		30,000.00						558,976.65

60400 - Bank Accounts

2022 Financial Year

Preparer Desiree Yutuc

Reviewer Steven Lee

Status Completed

Account Code	Description	CY Balance	LY Balance	Change
NAB301748453	NAB Trade Account 301748453	\$118,913.95	\$0.36	33031552.78%
NAB455567863	NAB Cash Manager 45-556-7863	\$2,878.59	\$4,472.57	(35.64)%
TOTAL		CY Balance	LY Balance	
		\$121,792.54	\$4,472.93	

Supporting Documents

- Bank Statement Report [Report](#)
- 2022_Nabtrade.pdf [NAB301748453](#)
- 2022_NAB Cash Manager bank stats.pdf [NAB455567863](#)

Standard Checklist

- Attach Copies of Bank Statements
- Attach copy of Bank Statement Report
- Ensure all Balances match Statement Balances at June 30
- Ensure all Transactions have been entered

Wheeler Super Fund

Bank Statement Report

For The Period 01 July 2021 to 30 June 2022

Chart Code: 60400 / NAB301748453
Account Name: NAB Trade Account 301748453
BSB and Account Number: 083052 301748453

Opening Balance	-	Total Debits	+	Total Credits	=	Closing Balance	Data Feed Used
\$ 0.36		\$ 252,002.66		\$ 370,916.25		\$ 118,913.95	

Date	Description	Debit \$	Credit \$	Ledger Balance \$	Statement Balance \$	Variance \$
01/07/2021	Opening Balance			0.36		
10/03/2022	BUY S32.ASX 20000 AUD5.05	101,111.10		(101,110.74)		
10/03/2022	SELL COL.ASX 7300 AUD17.37		126,661.52	25,550.78		
31/03/2022	INTEREST		0.84	25,551.62		
06/04/2022	BUY ORG.ASX 8000 AUD6.46	51,729.60		(26,177.98)		
06/04/2022	SELL FMG.ASX 5300 AUD21.69		114,809.49	88,631.51		
07/04/2022	BUY WPL.ASX 2100 AUD33.99	71,457.52		17,173.99		
19/04/2022	INTERNET TRANSFER NT:CE12902422 [nabtrade: 12902422 FUNDS]		11,000.00	28,173.99		
21/04/2022	BUY ORG.ASX 4200 AUD6.59	27,704.44		469.55		
29/04/2022	INTEREST		0.68	470.23		
15/06/2022	SELL GMG.ASX 6300 AUD18.82 ...		118,435.57	118,905.80		
30/06/2022	INTEREST		8.15	118,913.95		
30/06/2022	CLOSING BALANCE			118,913.95		
		<u>252,002.66</u>	<u>370,916.25</u>			

Wheeler Super Fund

Bank Statement Report

For The Period 01 July 2021 to 30 June 2022

Chart Code: 60400 / NAB455567863
Account Name: NAB Cash Manager 45-556-7863
BSB and Account Number: 083088 455567863

Opening Balance	-	Total Debits	+	Total Credits	=	Closing Balance	Data Feed Used
\$ 4,472.57		\$ 42,400.00		\$ 40,806.02		\$ 2,878.59	

Date	Description	Debit \$	Credit \$	Ledger Balance \$	Statement Balance \$	Variance \$
01/07/2021	Opening Balance			4,472.57		
30/07/2021	INTEREST CA INTEREST WHEELHER SUP		0.36	4,472.93		
26/08/2021	AUG21/00804011 GOODMAN GROUP WHEELER SUPER FU [Amount Receivable]		945.00	5,417.93		
30/08/2021	INTERNET TRANSFER Wheeler Super	550.00		4,867.93		
31/08/2021	INTEREST CA INTEREST WHEELHER SUP		0.40	4,868.33		
24/09/2021	C3S21/00801106 ANZ CAP NOTES 3 WHEELER SUPER FU [System Matched Income Data]		1,369.18	6,237.51		
28/09/2021	FIN21/00998738 COLES GROUP LTD WHEELER SUPER FU [System Matched Income Data]		2,044.00	8,281.51		
30/09/2021	INTEREST CA INTEREST WHEELHER SUP		0.43	8,281.94		
30/09/2021	001267411493 FMG DIVIDEND WHEELER SUPER FU [System Matched Income Data]		11,183.00	19,464.94		
20/10/2021	S00005025257 RHCL Hybrid WHEELER SUPER FU [System Matched Income Data]		1,763.06	21,228.00		
29/10/2021	INTEREST CA INTEREST WHEELHER SUP		1.59	21,229.59		
16/11/2021	INTERNET TRANSFER Wheeler Super	850.00		20,379.59		
25/11/2021	ATO007000015578379 ATO WHEELER SUPER FU		10,102.13	30,481.72		
30/11/2021	INTEREST CA INTEREST WHEELHER SUP		1.96	30,483.68		
31/12/2021	INTEREST CA INTEREST WHEELHER SUP		2.58	30,486.26		
31/01/2022	INTEREST CA INTEREST WHEELHER SUP		2.58	30,488.84		
24/02/2022	FEB22/00804027 GOODMAN GROUP WHEELER SUPER FU [System Matched Income Data]		945.00	31,433.84		

Wheeler Super Fund**Bank Statement Report**

For The Period 01 July 2021 to 30 June 2022

Date	Description	Debit \$	Credit \$	Ledger Balance \$	Statement Balance \$	Variance \$
28/02/2022	INTEREST CA INTEREST WHEELHER SUP		2.34	31,436.18		
17/03/2022	ONLINE B9000615286 2022 Pension for G WHEELHER SUP	20,000.00		11,436.18		
17/03/2022	ONLINE G8522246186 2022 Pension for V WHEELHER SUP	10,000.00		1,436.18		
24/03/2022	C3M22/00801069 ANZ CAP NOTES 3 WHEELER SUPER FU [System Matched Income Data]		1,331.20	2,767.38		
30/03/2022	001273080201 FMG DIVIDEND WHEELER SUPER FU [System Matched Income Data]		4,558.00	7,325.38		
31/03/2022	INTEREST CA INTEREST WHEELHER SUP		1.55	7,326.93		
31/03/2022	INT22/00994677 COLES GROUP LTD WHEELER SUPER FU [System Matched Income Data]		2,409.00	9,735.93		
07/04/2022	AI011/00896006 SOUTH32 DIVIDEND WHEELER SUPER FU		2,389.74	12,125.67		
19/04/2022	INTERNET TRANSFER NT:CE12902422 [nabtrade: 12902422 FUNDS]	11,000.00		1,125.67		
20/04/2022	S00005025257 RHCL Hybrid WHEELER SUPER FU [System Matched Income Data]		1,751.79	2,877.46		
29/04/2022	INTEREST CA INTEREST WHEELHER SUP		0.65	2,878.11		
31/05/2022	INTEREST CA INTEREST WHEELHER SUP		0.25	2,878.36		
30/06/2022	INTEREST CA INTEREST WHEELHER SUP		0.23	2,878.59		
30/06/2022	CLOSING BALANCE			2,878.59		
		<u>42,400.00</u>	<u>40,806.02</u>			

WHEELER SUPER FUND Super Cash Account

BSB: 083-052
Account number: 301748453

Product name:	Cash Account	Pay anyone limit:	
Total balance:	\$2.60	Daily limit:	\$10,000.00
Available balance:	\$2.60	Daily limit remaining:	\$10,000.00

Transactions | Account Details | Statements

Transactions

Download

Filter by [Clear filters](#)

01/07/2021 to 30/06/2022 [remove](#)

13 results ⏪ 1 ⏩ Show per page

Transaction

Transaction amount

Date

7 days

30 days

3 months

6 months

12 months

YTD

From

To

Date	Type	Description	Debit	Credit	Balance
30/06/2022	Interest	INTEREST		\$8.15	\$118,913.95
20/06/2022	InterestChange	Please note from 20/06/2022 ...			\$118,905.80
15/06/2022	InterestChange	Please note from 15/06/2022 ...			\$118,905.80
15/06/2022	Credit	SELL GMG.ASX 6300 AUD 18.82 ...		\$118,435.57	\$118,905.80
29/04/2022	Interest	INTEREST		\$0.68	\$470.23
21/04/2022	Debit	BUY ORG.ASX 4200 AUD 6.59 11...	\$27,704.44		\$469.55
19/04/2022	Credit	nabtrade: 12902422 FUNDS TRA...		\$11,000.00	\$28,173.99
7/04/2022	Debit	BUY WPL.ASX 2100 AUD 33.99 1...	\$71,457.52		\$17,173.99
6/04/2022	Debit	BUY ORG.ASX 8000 AUD 6.46 10...	\$51,729.60		\$88,631.51
6/04/2022	Credit	SELL FMG.ASX 5300 AUD 21.69 ...		\$114,809.49	\$140,361.11
31/03/2022	Interest	INTEREST		\$0.84	\$25,551.62
10/03/2022	Debit	BUY S32.ASX 20000 AUD 5.05 1...	\$101,111.10		\$25,550.78
10/03/2022	Credit	SELL COL.ASX 7300 AUD 17.37 ...		\$126,661.52	\$126,661.88

13 results ⏪ 1 ⏩ Show per page

Please check all entries and report apparent errors or possible unauthorised transactions immediately. NAB may subsequently adjust debits or credits, which may result in a change to your account balance to accurately reflect the obligations between us. For information on resolving problems or disputes call 13 13 80.

Important Notice

Australian market prices quoted reflect ASX prices only. All orders are executed in accordance with our Best Execution Policy. As a result, your order may be executed on Chi-X Australia or ASX order books at a price different from the price quoted on the Trading Site.

[nab.com.au](#) | [NAB Privacy Policy](#) | [Financial Services Guide](#) | [Sitemap](#) | [Contact Us](#)





A 3-088
THE TRUSTEES
WHEELER SUPERANNUATION FUND
19 DIAMOND DRIVE
PORT MACQUARIE NSW 2444

Account Balance Summary

Table with 2 columns: Description, Amount. Rows include Opening balance (\$4,472.57 Cr), Total credits (\$15,542.37), Total debits (\$550.00), and Closing balance (\$19,464.94 Cr).

Statement starts 1 July 2021
Statement ends 30 September 2021

Outlet Details

NAB Cash Manager
2802 Ub, 800 Bourke St
Docklands VIC 3008

Account Details

VALERIE WHEELER & GEOFFREY WALTER WHEELER ATF
WHEELER SUPERANNUATION FUND
NAB CASH MANAGER
BSB number 083-088
Account number 45-556-7863

Transaction Details

Table with 5 columns: Date, Particulars, Debits, Credits, Balance. Transactions include Brought forward, Interest, AUG21/00804011 Goodman Group, Internet Transfer Wheeler Super, Interest, C3S21/00801106 ANZ Cap Notes 3, FIN21/00998738 Coles Group Ltd, 001267411493 Fmg Dividend, and Interest.

273/34/03/M056651/S077169/IL54337



NAB Cash Manager
For further information call 1800 036 171



A 3-088
THE TRUSTEES
WHEELER SUPERANNUATION FUND
19 DIAMOND DRIVE
PORT MACQUARIE NSW 2444

Account Balance Summary

Opening balance	\$19,464.94	Cr
Total credits	\$11,871.32	
Total debits	\$850.00	
Closing balance	\$30,486.26	Cr

Statement starts 1 October 2021
Statement ends 31 December 2021

Outlet Details

NAB Cash Manager
2802 Ub, 800 Bourke St
Docklands VIC 3008

Lending Investment & Insurance Enquiries

Banker NAB Cash Manager 3088 A
Telephone number (03) 8614 0639

Account Details

VALERIE WHEELER & GEOFFREY WALTER WHEELER ATF
WHEELER SUPERANNUATION FUND
NAB CASH MANAGER
BSB number 083-088
Account number 45-556-7863

Transaction Details

Date	Particulars	Debits	Credits	Balance
1 Oct 2021	Brought forward			19,464.94 Cr
20 Oct 2021	S00005025257 Rhcl Hybrid 423242.....		1,763.06	21,228.00 Cr
29 Oct 2021	Interest.....		1.59	21,229.59 Cr
16 Nov 2021	Internet Transfer Wheeler Super.....	850.00		20,379.59 Cr
25 Nov 2021	ATO007000015578379 ATO 012721.....		10,102.13	30,481.72 Cr
30 Nov 2021	Interest.....		1.96	30,483.68 Cr
31 Dec 2021	Interest.....		2.58	30,486.26 Cr

Summary of Government Charges

Government	From 1 July to date	Last year to 30 June
Withholding tax	\$0.00	\$0.00
Bank Account Debit (BAD) tax	\$0.00	\$0.00

Bank Accounts Debits (BAD) Tax or State Debits Duty has been abolished for all states & territories effective 1/7/2005. Any amount shown on this statement applies to debits processed on or before 30/06/2005. For further information on any applicable rebates, fees or government charges, please refer to the NAB's "A Guide to Fees & Charges" booklet. Please retain this statement for taxation purposes

Explanatory Notes

Please check all entries and report any apparent error or possible unauthorised transaction immediately. We may subsequently adjust debits and credits, which may result in a change to your account balance to accurately reflect the obligations between us. For information on resolving problems or disputes, contact us on 1800 152 015, or ask at any NAB branch.

365/34/05/N069323/S092472/T1.84943



NAB Cash Manager
For further information call 1800 036 171



A 3-088

THE TRUSTEES
WHEELER SUPERANNUATION FUND
19 DIAMOND DRIVE
PORT MACQUARIE NSW 2444

Account Balance Summary

Opening balance	\$30,486.26	Cr
Total credits	\$9,249.67	
Total debits	\$30,000.00	
Closing balance	\$9,735.93	Cr

Statement starts 1 January 2022
Statement ends 31 March 2022

Outlet Details

NAB Cash Manager
2802 Ub, 800 Bourke St
Docklands VIC 3008

Lending Investment & Insurance Enquiries

Banker NAB Cash Manager 3088 A
Telephone number (03) 8614 0639

Account Details

VALERIE WHEELER & GEOFFREY WALTER WHEELER ATF
WHEELER SUPERANNUATION FUND
NAB CASH MANAGER

BSB number 083-088
Account number 45-556-7863

Transaction Details

Date	Particulars	Debits	Credits	Balance
1 Jan 2022	Brought forward			30,486.26 Cr
31 Jan 2022	Interest.....		2.58	30,488.84 Cr
24 Feb 2022	FEB22/00804027 Goodman Group 458106.....		945.00	31,433.84 Cr
28 Feb 2022	Interest.....		2.34	31,436.18 Cr
17 Mar 2022	Online G8522246186 2022 Pension for V Wheeler Sup.....	10,000.00		
	Online B9000615286 2022 Pension for G Wheeler Sup.....	20,000.00		1,436.18 Cr
24 Mar 2022	C3M22/00801069 ANZ Cap Notes 3 397204.....		1,331.20	2,767.38 Cr
30 Mar 2022	001273080201 Fmg Dividend 436383.....		4,558.00	7,325.38 Cr
31 Mar 2022	INT22/00994677 Coles Group Ltd 458106.....		2,409.00	
	Interest.....		1.55	9,735.93 Cr

Summary of Government Charges

	From 1 July to date	Last year to 30 June
Government		
Withholding tax	\$0.00	\$0.00
Bank Account Debit (BAD) tax	\$0.00	\$0.00

Bank Accounts Debits (BAD) Tax or State Debits Duty has been abolished for all states & territories effective 1/7/2005. Any amount shown on this statement applies to debits processed on or before 30/06/2005.

For further information on any applicable rebates, fees or government charges, please refer to the NAB's "A Guide to Fees & Charges" booklet. Please retain this statement for taxation purposes

Explanatory Notes

Please check all entries and report any apparent error or possible unauthorised transaction immediately.

We may subsequently adjust debits and credits, which may result in a change to your account balance to accurately reflect the obligations between us.

For information on resolving problems or disputes, contact us on 1800 152 015, or ask at any NAB branch.

090134037043763/S062196/1124391



NAB Cash Manager
For further information call 1800 036 171



A 3-088
THE TRUSTEES
WHEELER SUPERANNUATION FUND
19 DIAMOND DRIVE
PORT MACQUARIE NSW 2444

Account Balance Summary

Opening balance	\$9,735.93	Cr
Total credits	\$4,142.66	
Total debits	\$11,000.00	
Closing balance	\$2,878.59	Cr

Statement starts 1 April 2022
Statement ends 30 June 2022

Outlet Details

NAB Cash Manager
Level 30, 395 Bourke St
Melbourne VIC 3000

Lending Investment & Insurance Enquiries

Banker NAB Cash Manager 3795 A
Telephone number (03) 8614 0639

Account Details

VALERIE WHEELER & GEOFFREY WALTER WHEELER ATF
WHEELER SUPERANNUATION FUND
NAB CASH MANAGER
BSB number 083-088
Account number 45-556-7863

Transaction Details

Date	Particulars	Debits	Credits	Balance
1 Apr 2022	Brought forward			9,735.93 Cr
7 Apr 2022	AI011/00896006 SOUTH32 Dividend 458106.....		2,389.74	12,125.67 Cr
19 Apr 2022	Internet Transfer NT:CE12902422.....	11,000.00		1,125.67 Cr
20 Apr 2022	S00005025257 Rhcl Hybrid 423242.....		1,751.79	2,877.46 Cr
29 Apr 2022	Interest.....		0.65	2,878.11 Cr
13 May 2022	Please Note From Today Your Dr Interest Rate Is 6.720%			2,878.11 Cr
31 May 2022	Interest.....		0.25	2,878.36 Cr
17 Jun 2022	Please Note From Today Your Dr Interest Rate Is 7.220%			2,878.36 Cr
30 Jun 2022	Interest.....		0.23	2,878.59 Cr

Summary of Government Charges

	From 1 July to date	Last year to 30 June
Government		
Withholding tax	\$0.00	\$0.00
Bank Account Debit (BAD) tax	\$0.00	\$0.00

Bank Accounts Debits (BAD) Tax or State Debits Duty has been abolished for all states & territories effective 1/7/2005. Any amount shown on this statement applies to debits processed on or before 30/06/2005. For further information on any applicable rebates, fees or government charges, please refer to the NAB's "A Guide to Fees & Charges" booklet. Please retain this statement for taxation purposes

Explanatory Notes

Please check all entries and report any apparent error or possible unauthorised transaction immediately. We may subsequently adjust debits and credits, which may result in a change to your account balance to accurately reflect the obligations between us. For information on resolving problems or disputes, contact us on 1800 152 015, or ask at any NAB branch.

181/34/05/M014651/S017738/035475

61800 - Distributions Receivable

2022 Financial Year

Preparer Desiree Yutuc

Reviewer Steven Lee

Status Completed

Account Code	Description	CY Balance	LY Balance	Change
GMG.AX2	Goodman Group		\$567.00	100%
TOTAL		CY Balance	LY Balance	
			\$567.00	

Supporting Documents

◦ General Ledger [Report](#)

Standard Checklist

Review aging of amounts receivable and comment on any delay in payment

Wheeler Super Fund General Ledger

As at 30 June 2022

Transaction Date	Description	Units	Debit	Credit	Balance \$
Distributions Receivable (61800)					
<u>Goodman Group (GMG.AX2)</u>					
01/07/2021	Opening Balance				567.00 DR
26/08/2021	AUG21/00804011 GOODMAN GROUP WHEELER SUPER FU [Amount Receivable]			567.00	0.00 DR
				567.00	0.00 DR

Total Debits: 0.00

Total Credits: 567.00

77600 - Shares in Listed Companies (Australian)

2022 Financial Year

Preparer Desiree Yutuc

Reviewer Steven Lee

Status Completed

Account Code	Description	CY Units	CY Balance	LY Units	LY Balance	Change
ANZPF.AX	Australia And New Zealand Banking Group Limited (CAP NOTE 6-BBSW+3.60% PERP NON-CUM RED T-03-23))	1055.000000	\$108,126.95	1055.000000	\$109,456.25	(1.21)%
COL.AX	Coles Group Limited.	0.000000		7300.000000	\$124,757.00	100%
FMG.AX	Fortescue Metals Group Ltd	0.000000		5300.000000	\$123,702.00	100%
ORG.AX	Origin Energy Limited	12200.000000	\$69,906.00			100%
RHCPA.AX	Ramsay Health Care Limited (TRANS PERF 6-BBSW+4.85% PERP SUB RED T-10-10)	1015.000000	\$101,144.75	1015.000000	\$106,260.35	(4.81)%
S32.AX	South32 Limited	20000.000000	\$78,800.00			100%
WDS.AX	Woodside Energy Group Ltd	2100.000000	\$66,864.00			100%
WPL.AX	Woodside Petroleum Ltd	0.000000		0.000000		0%
TOTAL		CY Units	CY Balance	LY Units	LY Balance	
		36370.000000	\$424,841.70	14670.000000	\$464,175.60	

Supporting Documents

◦ Investment Movement Report [Report](#)

- Balance Review Report [Report](#)
- 2022_Nabtrade_Transactions Report (PDF)-138148376-07102022090540.pdf

Standard Checklist

- Attach Balance Review Report
- Attach copies of HIN/SRN or Chess Statements, Broker Statements, Contract Notes Corporate Action documentation and any other relevant Source Documentation
- Attach Investment Movement Report
- Ensure all Investments are valued correctly at June 30
- Ensure the investment is in accordance with the Fund's investment strategy

Wheeler Super Fund

Balance Review Report

As at 30 June 2022

Investment Code	Investment Name	Holding Reference	Third Party Data			BGL Ledger	Variance
			Data Feed Provider	Balance Date	Balance Amount	Balance	
60400	Bank Accounts						
NAB455567863	NAB Cash Manager 45-556-7863					2,878.59	
NAB301748453	NAB Trade Account 301748453					118,913.95	
77600	Shares in Listed Companies (Australian)						
ANZPF.AX	Australia And New Zealand Banking Group Limited (CAP NOTE 6-BBSW+3.60% PERP NON-CUM RED T-03-23))			Setup		1,055.0000	1,055.0000
ORG.AX	Origin Energy Limited			Setup		12,200.0000	12,200.0000
RHCPA.AX	Ramsay Health Care Limited (TRANS PERF 6-BBSW+4.85% PERP SUB RED T-10-10)			Setup		1,015.0000	1,015.0000
S32.AX	South32 Limited			Setup		20,000.0000	20,000.0000
WDS.AX	Woodside Energy Group Ltd			Setup		2,100.0000	2,100.0000

Wheeler Super Fund

Investment Movement Report

As at 30 June 2022

Investment	Opening Balance		Additions		Disposals			Closing Balance		
	Units	Cost	Units	Cost	Units	Cost	Accounting Profit/(Loss)	Units	Cost	Market Value
Bank Accounts										
NAB Cash Manager 45-556-7863		4,472.57		40,806.02		(42,400.00)			2,878.59	2,878.59
NAB Trade Account 301748453		0.36		370,916.25		(252,002.66)			118,913.95	118,913.95
		4,472.93		411,722.27		(294,402.66)			121,792.54	121,792.54
Shares in Listed Companies (Australian)										
ANZPF.AX - Australia And New Zealand Banking Group Limited (CAP NOTE 6-BBSW+3.60% PERP NON-CUM RED T-03-23))	1,055.00	106,977.96						1,055.00	106,977.96	108,126.95
COL.AX - Coles Group Limited.	7,300.00	126,691.21			(7,300.00)	(126,691.21)	(29.69)		0.00	
FMG.AX - Fortescue Metals Group Ltd	5,300.00	116,479.02			(5,300.00)	(116,479.02)	(1,669.53)		0.00	
ORG.AX - Origin Energy Limited			12,200.00	79,434.04				12,200.00	79,434.04	69,906.00
RHCPA.AX - Ramsay Health Care Limited (TRANS PERF 6-BBSW+4.85% PERP SUB RED T-10-10)	1,015.00	107,359.11						1,015.00	107,359.11	101,144.75
S32.AX - South32 Limited			20,000.00	101,111.10				20,000.00	101,111.10	78,800.00
WDS.AX - Woodside Energy Group Ltd			2,100.00	71,457.52				2,100.00	71,457.52	66,864.00
WPL.AX - Woodside Petroleum Ltd			2,100.00	71,457.52	(2,100.00)	(71,457.52)			0.00	

Wheeler Super Fund

Investment Movement Report

As at 30 June 2022

Investment	Opening Balance		Additions		Disposals			Closing Balance		
	Units	Cost	Units	Cost	Units	Cost	Accounting Profit/(Loss)	Units	Cost	Market Value
		457,507.30		323,460.18		(314,627.75)	(1,699.22)		466,339.73	424,841.70
Stapled Securities										
GMG.AX2 - Goodman Group										
	6,300.00	117,814.71			(6,300.00)	(117,814.71)	620.86		0.00	
		117,814.71				(117,814.71)	620.86		0.00	
		579,794.94		735,182.45		(726,845.12)	(1,078.36)		588,132.27	546,634.24

PORTFOLIO SUMMARY

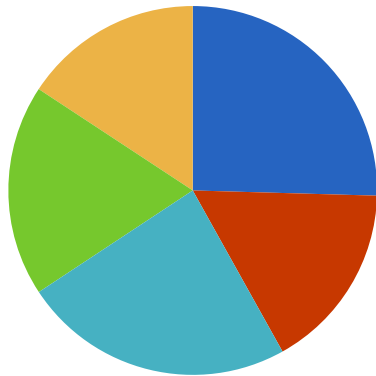
1 July 2021 - 30 June 2022

Account number	Account name	Value as at 30 June 2022
NT1535110	WHEELER SUPER FUND	\$543,755.65

Total portfolio value **\$543,755.65**

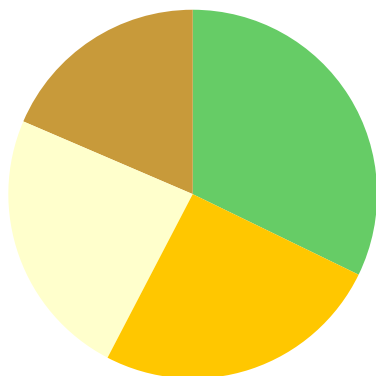
Allocation as at 30 June 2022

Shares in your portfolio



ANZPF.ASX	25.45%
ORG.ASX	16.45%
RHCPA.ASX	23.81%
S32.ASX	18.55%
WDS.ASX	15.74%

Sectors in your portfolio



Energy	32.19%
Financials	25.45%
Health Care	23.81%
Materials	18.55%

Valuation as at 30 June 2022

Cash position	\$118,913.95
Domestic holdings	\$424,841.70
International holdings	\$0.00
Unsettled trades	\$0.00
Total	\$543,755.65

Estimated interest & dividends

Interest earned	\$9.67
Interest charged	\$0.00
Domestic dividends	\$0.00
Domestic interest distributions	\$0.00
International dividends	\$0.00
Total	\$9.67

Trading expenses

Brokerage	\$612.03
Foreign trading fees	\$0.00
Other fees (GST, ACH, market fees)	\$61.21
Total	\$673.24

Domestic Holdings as at 30 June 2022

Code	Description	Quantity	Average Price ⁽¹⁾	Market Value	Gain / Loss	Gain Loss %
ANZPF.ASX	AUSTRALIA AND NEW ZEALAND BANKING GROUP LIMITED CAP NOTE 6-BBSW+3.60% PERP NON-CUM RED T-03-23	1,055	\$101.400	\$108,126.95	\$1,148.99	1.07%
ORG.ASX	ORIGIN ENERGY LIMITED ORDINARY FULLY PAID	12,200	\$6.510	\$69,906.00	-\$9,528.04	-11.99%
RHCPA.ASX	RAMSAY HEALTH CARE LIMITED TRANS PEF 6-BBSW+ 4.85% PERP SUB RED T-10-10	1,015	\$105.772	\$101,144.75	-\$6,214.36	-5.79%
S32.ASX	SOUTH32 LIMITED ORDINARY FULLY PAID	20,000	\$5.055	\$78,800.00	-\$22,311.10	-22.07%
WDS.ASX	WOODSIDE ENERGY GROUP LTD ORDINARY FULLY PAID	2,100	\$34.027	\$66,864.00	-\$4,593.52	-6.43%

(1) Average price is inclusive of brokerage and fees

DOMESTIC TRANSACTIONS

1 July 2021 - 30 June 2022

Domestic Transactions as at 30 June 2022

Date	Code	Description	Type	Price	Quantity	Brokerage	Settlement Amount	Contract Note
08/03/2022	COL.ASX	COLES GROUP LIMITED. ORDINARY FULLY PAID	SELL	\$17.37	-7,300	\$126.80	-\$126,661.52	107725001
08/03/2022	S32.ASX	SOUTH32 LIMITED ORDINARY FULLY PAID	BUY	\$5.05	20,000	\$101.00	\$101,111.10	107772607
04/04/2022	FMG.ASX	FORTESCUE METALS GROUP LTD ORDINARY FULLY PAID	SELL	\$21.69	-5,300	\$114.94	-\$114,809.49	109367222
04/04/2022	ORG.ASX	ORIGIN ENERGY LIMITED ORDINARY FULLY PAID	BUY	\$6.46	8,000	\$51.67	\$51,729.60	109369036
05/04/2022	WPL.ASX	WOODSIDE PETROLEUM LTD ORDINARY FULLY PAID	BUY	\$33.99	2,100	\$71.38	\$71,457.52	109447528
19/04/2022	ORG.ASX	ORIGIN ENERGY LIMITED ORDINARY FULLY PAID	BUY	\$6.59	4,200	\$27.67	\$27,704.44	110114340
25/05/2022	WDS.ASX	WOODSIDE ENERGY GROUP LTD ORDINARY FULLY PAID	CHANGE SECURITY CODE	\$33.99	2,100	\$0.00	\$71,457.52	
25/05/2022	WPL.ASX	WOODSIDE PETROLEUM LTD ORDINARY FULLY PAID	CHANGE SECURITY CODE	\$33.99	-2,100	\$0.00	-\$71,457.52	
10/06/2022	GMG.ASX	GOODMAN GROUP FULLY PAID ORDINARY/UNITS STAPLED SECURITIES	SELL	\$18.82	-6,300	\$118.57	-\$118,435.57	113054813

No dividends to display

No holdings to display

No transactions to display

No dividends to display

78000 - Stapled Securities

2022 Financial Year

Preparer Desiree Yutuc

Reviewer Steven Lee

Status Completed

Account Code	Description	CY Units	CY Balance	LY Units	LY Balance	Change
GMG.AX2	Goodman Group	0.000000		6300.000000	\$133,371.00	100%
TOTAL		CY Units	CY Balance	LY Units	LY Balance	
		0.000000		6300.000000	\$133,371.00	

Supporting Documents

- Investment Movement Report [Report](#)
- 2022_GMG Holdings.pdf [GMG.AX2](#)

Standard Checklist

- Attach Investment Movement Report
- Attach relevant Statements and Source Documentation
- Ensure all Investments are valued correctly at June 30
- Ensure the investment is in accordance with the fund's investment strategy
- Ensure the investment is in accordance with the SIS Act

Wheeler Super Fund

Investment Movement Report

As at 30 June 2022

Investment	Opening Balance		Additions		Disposals			Closing Balance		
	Units	Cost	Units	Cost	Units	Cost	Accounting Profit/(Loss)	Units	Cost	Market Value
Bank Accounts										
NAB Cash Manager 45-556-7863		4,472.57		40,806.02		(42,400.00)			2,878.59	2,878.59
NAB Trade Account 301748453		0.36		370,916.25		(252,002.66)			118,913.95	118,913.95
		4,472.93		411,722.27		(294,402.66)			121,792.54	121,792.54
Shares in Listed Companies (Australian)										
ANZPF.AX - Australia And New Zealand Banking Group Limited (CAP NOTE 6-BBSW+3.60% PERP NON-CUM RED T-03-23))	1,055.00	106,977.96						1,055.00	106,977.96	108,126.95
COL.AX - Coles Group Limited.	7,300.00	126,691.21			(7,300.00)	(126,691.21)	(29.69)		0.00	
FMG.AX - Fortescue Metals Group Ltd	5,300.00	116,479.02			(5,300.00)	(116,479.02)	(1,669.53)		0.00	
ORG.AX - Origin Energy Limited			12,200.00	79,434.04				12,200.00	79,434.04	69,906.00
RHCPA.AX - Ramsay Health Care Limited (TRANS PERF 6-BBSW+4.85% PERP SUB RED T-10-10)	1,015.00	107,359.11						1,015.00	107,359.11	101,144.75
S32.AX - South32 Limited			20,000.00	101,111.10				20,000.00	101,111.10	78,800.00
WDS.AX - Woodside Energy Group Ltd			2,100.00	71,457.52				2,100.00	71,457.52	66,864.00
WPL.AX - Woodside Petroleum Ltd			2,100.00	71,457.52	(2,100.00)	(71,457.52)			0.00	

Wheeler Super Fund

Investment Movement Report

As at 30 June 2022

Investment	Opening Balance		Additions		Disposals			Closing Balance		Market Value
	Units	Cost	Units	Cost	Units	Cost	Accounting Profit/(Loss)	Units	Cost	
		457,507.30		323,460.18		(314,627.75)	(1,699.22)		466,339.73	424,841.70
Stapled Securities										
GMG.AX2 - Goodman Group										
	6,300.00	117,814.71			(6,300.00)	(117,814.71)	620.86		0.00	
		117,814.71				(117,814.71)	620.86		0.00	
		579,794.94		735,182.45		(726,845.12)	(1,078.36)		588,132.27	546,634.24

Date: 3/10/2022

Dear Sir/Madam,

Thank you for your enquiry and below is the account balance(s) of your portfolio as of close of business on: 30/06/2022

**GOODMAN GROUP
GMG TRIPLE STAPLED SECURITIES Zero Balance**

Name	Share Type	Register	Quantity	
MR GEOFFREY WALTER WHEELER + MRS VALERIE WHEELER <WHEELER SUPER FUND> X*****9229	CHESS Sponsored	NSW	0	Zero Balance
Total			0	

Sincerely,
Computershare

Only Computershare managed holdings are listed.

85000 - Income Tax Payable/Refundable

2022 Financial Year

Preparer Desiree Yutuc

Reviewer Steven Lee

Status Completed

Account Code	Description	CY Balance	LY Balance	Change
85000	Income Tax Payable/Refundable	\$12,342.41	\$10,361.13	19.12%
TOTAL		CY Balance	LY Balance	
		\$12,342.41	\$10,361.13	

Supporting Documents

- Non Deductible Expense Reconciliation [Report](#)
- Tax Reconciliation Report [Report](#)
- Exempt Pension Reconciliation [Report](#)
- Statement of Taxable Income [Report](#)
- 2022_ATO_Income Tax.pdf

Standard Checklist

- Attach Actuarial Certificate (if applicable)
- Attach any other Tax reconciliations
- Attach copy of Exempt Pension Reconciliation (if applicable)
- Attach copy of Non Deductible Expense Reconciliation (if applicable)
- Attach copy of Statement of Taxable Income
- Attach copy of Tax Reconciliation Report
- Confirm Transactions in ATO Portal

Wheeler Super Fund**Exempt Current Pension Income Reconciliation**

For The Period 01 July 2021 - 30 June 2022

	Date	Account Code	Account Description	Taxable Amount	Actuary/Pool %	Exempt Amount
Segment - 01 July 2021 to 30 June 2022						
Label C						
	30/07/2021	25000/NAB455567863	NAB Cash Manager 45-556-7863	0.36		
	31/08/2021	25000/NAB455567863	NAB Cash Manager 45-556-7863	0.40		
	30/09/2021	25000/NAB455567863	NAB Cash Manager 45-556-7863	0.43		
	29/10/2021	25000/NAB455567863	NAB Cash Manager 45-556-7863	1.59		
	30/11/2021	25000/NAB455567863	NAB Cash Manager 45-556-7863	1.96		
	31/12/2021	25000/NAB455567863	NAB Cash Manager 45-556-7863	2.58		
	31/01/2022	25000/NAB455567863	NAB Cash Manager 45-556-7863	2.58		
	28/02/2022	25000/NAB455567863	NAB Cash Manager 45-556-7863	2.34		
	31/03/2022	25000/NAB301748453	NAB Trade Account 301748453	0.84		
	31/03/2022	25000/NAB455567863	NAB Cash Manager 45-556-7863	1.55		
	29/04/2022	25000/NAB301748453	NAB Trade Account 301748453	0.68		
	29/04/2022	25000/NAB455567863	NAB Cash Manager 45-556-7863	0.65		
	31/05/2022	25000/NAB455567863	NAB Cash Manager 45-556-7863	0.25		
	30/06/2022	25000/NAB301748453	NAB Trade Account 301748453	8.15		
	30/06/2022	25000/NAB455567863	NAB Cash Manager 45-556-7863	0.23		
			Total	24.59	100.000 %	24.59
Label D1						
	30/06/2022	23800/GMG.AX2	Goodman Group	564.91		
			Total	564.91	100.000 %	564.91
Label K						
	24/09/2021	23900/ANZPF.AX	Australia And New Zealand Banking Group	1,369.18		

Wheeler Super Fund**Exempt Current Pension Income Reconciliation**

For The Period 01 July 2021 - 30 June 2022

	Date	Account Code	Account Description	Taxable Amount	Actuary/Pool %	Exempt Amount
Label K						
	28/09/2021	23900/COL.AX	Coles Group Limited.	2,044.00		
	30/09/2021	23900/FMG.AX	Fortescue Metals Group Ltd	11,183.00		
	20/10/2021	23900/RHCPA.AX	Ramsay Health Care Limited (TRANS PERF	1,763.06		
	24/03/2022	23900/ANZPF.AX	Australia And New Zealand Banking Group	1,331.20		
	30/03/2022	23900/FMG.AX	Fortescue Metals Group Ltd	4,558.00		
	31/03/2022	23900/COL.AX	Coles Group Limited.	2,409.00		
	07/04/2022	23900/S32.AX	South32 Limited	2,389.74		
	20/04/2022	23900/RHCPA.AX	Ramsay Health Care Limited (TRANS PERF	1,751.79		
			Total	28,798.97	100.000 %	28,798.97
Label L						
	24/09/2021	23900/ANZPF.AX	Australia And New Zealand Banking Group	586.79		
	28/09/2021	23900/COL.AX	Coles Group Limited.	876.00		
	30/09/2021	23900/FMG.AX	Fortescue Metals Group Ltd	4,792.71		
	20/10/2021	23900/RHCPA.AX	Ramsay Health Care Limited (TRANS PERF	755.60		
	24/03/2022	23900/ANZPF.AX	Australia And New Zealand Banking Group	570.51		
	30/03/2022	23900/FMG.AX	Fortescue Metals Group Ltd	1,953.43		
	31/03/2022	23900/COL.AX	Coles Group Limited.	1,032.43		
	07/04/2022	23900/S32.AX	South32 Limited	1,024.17		
	20/04/2022	23900/RHCPA.AX	Ramsay Health Care Limited (TRANS PERF	750.77		
			Total	12,342.41	100.000 %	12,342.41
Label M						
	30/06/2022	23800/GMG.AX2	Goodman Group	130.02		

Wheeler Super Fund

Exempt Current Pension Income Reconciliation

For The Period 01 July 2021 - 30 June 2022

Date	Account Code	Account Description	Taxable Amount	Actuary/Pool %	Exempt Amount
Label M					
		Total	130.02	100.000 %	130.02
Total Segment ECPI *					41,860.90
SMSF Annual Return Rounding					2.90
Total ECPI					41,858.00

* Total Segment ECPI does not include ECPI amounts from Label A. The total ECPI from Label A is shown separately at the start of the report.

Wheeler Super Fund

Pension Non Deductible Expense Report

For The Period 01 July 2021 - 30 June 2022

	Date	Account Code	Account Description	Amount	Expense %	Deductible	Non Deductible
Segment - 01 July 2021 to 30 June 2022							
Label H							
Deemed Segregated							
	30/08/2021	30700	Auditor's Remuneration	550.00			
			Total	550.00	100.000 %	0.00	550.00
Label J							
Deemed Segregated							
	16/11/2021	30100	Accountancy Fees	850.00			
			Total	850.00	100.000 %	0.00	850.00
Deemed Segregated							
	25/11/2021	30400	ATO Supervisory Levy	259.00			
			Total	259.00	0.000 %	0.00	259.00
			Label Total			0.00	1,109.00
			Total Segment Expenses			0.00	1,659.00
			Total Expenses *			0.00	1,659.00

* General expense percentage - 100.000 %

* Investment expense percentage - 100.000 %

Wheeler Super Fund

Statement of Taxable Income

For the year ended 30 June 2022

	2022
	\$
Benefits accrued as a result of operations	(66,313.42)
Less	
Exempt current pension income	41,858.00
Realised Accounting Capital Gains	(1,078.36)
Accounting Trust Distributions	1,323.00
	<u>42,102.64</u>
Add	
Decrease in MV of investments	63,722.62
SMSF non deductible expenses	1,659.00
Pension Payments	30,000.00
Franking Credits	12,342.41
Foreign Credits	9.93
Taxable Trust Distributions	130.02
Distributed Foreign income	554.98
	<u>108,418.96</u>
SMSF Annual Return Rounding	(2.90)
	<u>0.00</u>
Taxable Income or Loss	<u>0.00</u>
Income Tax on Taxable Income or Loss	0.00
Less	
Franking Credits	12,342.41
	<u>(12,342.41)</u>
CURRENT TAX OR REFUND	<u>(12,342.41)</u>
Supervisory Levy	259.00
	<u>(12,083.41)</u>
AMOUNT DUE OR REFUNDABLE	<u>(12,083.41)</u>

Wheeler Super Fund

Tax Reconciliation Report

For the year ended 30 June 2022

Tax Return Label	Date	Account Code	Account Name	Amount \$
H2 - Expenses - SMSF auditor fee non deductible				
	30/08/2021	30700	Auditor's Remuneration	550.00
Sub-Total				550.00
Ignore Cents				0.00
Total				550.00
J2 - Expenses - Management and administration expenses non deductible				
	25/11/2021	30400	ATO Supervisory Levy	259.00
	16/11/2021	30100	Accountancy Fees	850.00
Sub-Total				1,109.00
Ignore Cents				0.00
Total				1,109.00
Y - TOTAL NON DEDUCTIBLE EXPENSES				
				1,659.00
Sub-Total				1,659.00
Ignore Cents				0.00
Total				1,659.00
Z - TOTAL SMSF EXPENSES				
				1,659.00
Sub-Total				1,659.00
Ignore Cents				0.00
Total				1,659.00
C1 - Foreign income tax offset				
	30/06/2022	23800/GMG.AX2	Goodman Group Adjustment	9.93 (9.93)
Sub-Total				0.00
Ignore Cents				0.00
Total				0.00
E1 - Complying fund's franking credits tax offset				
	24/09/2021	23900/ANZPF.AX	Australia And New Zealand Banking Group Limited (CAP NOTE 6-BBSW+...	586.79
	28/09/2021	23900/COL.AX	Coles Group Limited.	876.00
	30/09/2021	23900/FMG.AX	Fortescue Metals Group Ltd	4,792.71
	20/10/2021	23900/RHCPA.AX	Ramsay Health Care Limited (TRANS PERF 6-BBSW+4.85% PERP SUB RED ...	755.60
	24/03/2022	23900/ANZPF.AX	Australia And New Zealand Banking Group Limited (CAP NOTE 6-BBSW+...	570.51
	30/03/2022	23900/FMG.AX	Fortescue Metals Group Ltd	1,953.43
	31/03/2022	23900/COL.AX	Coles Group Limited.	1,032.43
	07/04/2022	23900/S32.AX	South32 Limited	1,024.17
	20/04/2022	23900/RHCPA.AX	Ramsay Health Care Limited (TRANS PERF 6-BBSW+4.85% PERP SUB RED ...	750.77

Wheeler Super Fund

Tax Reconciliation Report

For the year ended 30 June 2022

Tax Return Label	Date	Account Code	Account Name	Amount \$
E1 - Complying fund's franking credits tax offset				
Sub-Total				12,342.41
Ignore Cents				0.00
Total				12,342.41
E - Refundable tax offsets				
				12,342.41
Sub-Total				12,342.41
Ignore Cents				0.00
Total				12,342.41
I - Remainder of refundable tax offsets				
				12,342.41
Sub-Total				12,342.41
Ignore Cents				0.00
Total				12,342.41
L - Supervisory levy				
				259.00
Sub-Total				259.00
Ignore Cents				0.00
Total				259.00
S - AMOUNT DUE OR REFUNDABLE				
				(12,083.41)
Sub-Total				(12,083.41)
Ignore Cents				0.00
Total				(12,083.41)



Australian Government
Australian Taxation Office

Agent SUPERHELP AUSTRALIA PTY LTD
Client THE TRUSTEE FOR WHEELER
SUPER FUND
ABN 95 473 128 072
TFN 44 693 901

Income tax 551

Date generated	08/09/2022
Overdue	\$0.00
Not yet due	\$0.00
Balance	\$0.00

Transactions

4 results found - from **08 September 2020** to **08 September 2022** sorted by **processed date** ordered **newest to oldest**

Processed date	Effective date	Description	Debit (DR)	Credit (CR)	Balance
22 Nov 2021	25 Nov 2021	EFT refund for Income Tax for the period from 01 Jul 20 to 30 Jun 21	\$10,102.13		\$0.00
22 Nov 2021	22 Nov 2021	Tax return Self Man Superfund - Income Tax for the period from 01 Jul 20 to 30 Jun 21		\$10,102.13	\$10,102.13 CR
29 Sep 2020	2 Oct 2020	EFT refund for Income Tax for the period from 01 Jul 19 to 30 Jun 20	\$8,436.21		\$0.00
29 Sep 2020	29 Sep 2020	Tax return Self Man Superfund - Income Tax for the period from 01 Jul 19 to 30 Jun 20		\$8,436.21	\$8,436.21 CR

A - Financial Statements

2022 Financial Year

Preparer Desiree Yutuc

Reviewer Steven Lee

Status Completed

Supporting Documents

No supporting documents

Standard Checklist

- Attach copy of Financial Statements
- Attach copy of SMSF Annual Return

B - Permanent Documents

2022 Financial Year

Preparer Desiree Yutuc

Reviewer Steven Lee

Status Completed

Supporting Documents

- Fund Summary Report Report
- SF Lookup - Wheeler Super Fund.pdf
- ABN Lookup - Wheeler Super Fund.pdf

Standard Checklist

- Attach latest copy of ASIC annual company statement (if corporate trustee)
- Ensure latest copies of ATO Trustee Declarations and ATO confirmation that the fund is a regulated fund is attached
- Ensure latest copies of trustee consents, member consents and registers are attached
- Ensure latest copy of trust deed (including amendments) are attached
- Use [Australian Business Register](#) to ensure details are correct
- Use [Super Fund Lookup](#) to check the eligibility to receive rollovers and contributions

Wheeler Super Fund

Fund Summary Report

As at 30 June 2022

Fund Details

Date Formed: 01/06/1998

Tax File Number: Provided

ABN: 95473128072

Period: 01/07/2021 - 30/06/2022

Fund Type: SMSF

GST Registered: No

Postal Address:

19 Diamond Dr

Port Macquarie, New South Wales 2444

Physical Address:

19 Diamond Dr

Port Macquarie, New South Wales 2444

Members

Number of Members: 2

Name	Age	Member Accounts	Pension Accounts	Tax File Number	Beneficiary Details
Wheeler, Geoffrey	88	1	1	Provided	Not Provided
Wheeler, Valerie	93	1	1	Provided	Not Provided

Fund Relationships

Relationship Type	Contact
Accountant	Superhelp Australia Pty Limited
Auditor	Pinnacle Super Pty Ltd
Fund Contact	Wheeler, Geoffrey
Tax Agent	Superhelp Australia Pty Ltd
Trustee	Wheeler, Geoffrey
Trustee	Wheeler, Valerie



Current details for ABN 95 473 128 072

ABN details

Entity name:	The Trustee for WHEELER SUPER FUND
ABN status:	Active from 30 Apr 2000
Entity type:	Superannuation Fund
Goods & Services Tax (GST):	Not currently registered for GST
Main business location:	NSW 2444

Super Fund Lookup

[Use Super Fund Lookup](#) to check the eligibility of **The Trustee for WHEELER SUPER FUND** to receive rollovers and contributions

Deductible gift recipient status

Not entitled to receive tax deductible gifts

Disclaimer

The Registrar makes every reasonable effort to maintain current and accurate information on this site. The Commissioner of Taxation advises that if you use ABN Lookup for information about another entity for taxation purposes and that information turns out to be incorrect, in certain circumstances you will be protected from liability. For more information see [disclaimer](#)



The Trustee for WHEELER SUPER FUND

ABN details

ABN:	95 473 128 072 View record on ABN Lookup
ABN Status:	Active from 30 Apr 2000
Fund type:	ATO Regulated Self-Managed Superannuation Fund
Contact details:	PO Box 454 BURWOOD NSW 1805 AUSTRALIA
Status:	Complying

Previous name(s)

Previous fund name	From	To
WHEELER SUPER FUND	23 Sep 2008	01 Jan 2012
WHEELER SUPERANNUATION FUND	30 Apr 2000	23 Sep 2008

What does 'Complying' mean?

A 'Complying' SMSF:

- is a regulated fund
- is a resident of Australia, and
- has been issued with a [Notice of compliance](#)

APRA Funds

See the [guidance](#) issued by APRA for further assistance in managing transfers and rollovers to SMSFs. Use the [ATO Business Portal](#) to verify a person is a member of the SMSF before completing a transfer or rollover.

Superannuation guarantee payments

Contributions made to complying funds can qualify as Superannuation Guarantee (SG) payments. This record extract can be used to confirm this fund has been issued with a Notice of Compliance and is currently entitled to receive employer SG payments.

Tax rates

Complying funds that meet [Superannuation Industry \(Supervision\) Act 1993](#) (SISA) standards qualify for [concessional tax rates](#).

Also refer to [frequently asked questions](#)

Disclaimer

This extract is based on information supplied by superannuation entities to the Commissioner of Taxation.

Important Neither the Australian Government nor the ATO endorse or guarantee the performance of super funds.

C - Other Documents

2022 Financial Year

Preparer Desiree Yutuc

Reviewer Steven Lee

Status Completed

Supporting Documents

- Image 187.jpg

Standard Checklist

- Attach copy of any SOAs issued during the Financial Year
- Attach copy of Investment Strategy
- Attach signed Engagement Letter
- Attach signed Trustee Representation Letter
- Attach Trustee Minutes prepared during the year

WHEELER SUPER FUND
Investment Strategy for 2022/23 Year
Prepared on 5 August 2022

Investment Objectives

The past year has been difficult for managing our investments due to the disruption caused by the Corona Virus. However we maintained our planned investments in ASX50 Listed Shares, Bank Hybrids and Cash and while the Super Fund was reduced in value we achieved a positive couple of percent over our whole portfolio. We will continue to invest using the same criteria for the next 12 months.

Members Profile and Needs

Geoff is 88 and Val is 93 years old, live in their own home, are in relatively good health and have modest needs. They receive no Government assistance and manage comfortably on their SMSF earnings and other savings. They have no expected major expenses and will manage as they do now into the future.

Planned Investments

We see no reason to change from our present investment approach which has allowed us to manage independently for more than 20 years. We have 3 Funds set up Super, Geoff and Val and these have roughly similar investment values and we manage these as one fund.

Liquidity and Diversification

All investments are listed on the ASX and are readily available. The SMSF is managed as part of our total holding of three funds and while it in itself is rather concentrated, with our other two holdings our total holdings are well diversified over about 15 entities. This has worked for us over many years and we will continue in the future.

Insurance Cover

We cannot arrange Insurance Cover at our age.

Signed by the Trustees,



Geoffrey Walter WHEELER



Valerie WHEELER

D - Pension Documentation

2022 Financial Year

Preparer Desiree Yutuc

Reviewer Steven Lee

Status Completed

Supporting Documents

- Pension Summary Report Report
- Transfer Balance Account Summary Report

Standard Checklist

- Attach Actuarial Certificate
- Attach documentation supporting any pensions commenced during the financial year
- Attach documentation supporting any pensions commuted during the financial year
- Ensure correct Transfer Balance Account Reports have been lodged with the ATO

Wheeler Super Fund

Pension Summary

As at 30 June 2022

Member Name : Wheeler, Geoffrey

Member Age : 87* (Date of Birth : Provided)

Member Code	Pension Type	Pension Start Date	Tax Free	Min / PF	Minimum	Maximum	Gross Pension Payments	PAYG	Net Pension Payment	Amount to reach Minimum
WHEGEO 00001P	Account Based Pension	01/07/2006	12.81%	4.50%	\$19,470.00*	N/A	\$20,000.00	\$0.00	\$20,000.00	NIL

*COVID-19 50% reduction has been applied to the minimum pension amount.

					\$19,470.00	\$0.00	\$20,000.00	\$0.00	\$20,000.00	\$0.00
--	--	--	--	--	--------------------	---------------	--------------------	---------------	--------------------	---------------

Member Name : Wheeler, Valerie

Member Age : 92* (Date of Birth : Provided)

Member Code	Pension Type	Pension Start Date	Tax Free	Min / PF	Minimum	Maximum	Gross Pension Payments	PAYG	Net Pension Payment	Amount to reach Minimum
WHEVAL 00001P	Account Based Pension	01/07/2006	31.76%	5.50%	\$9,910.00*	N/A	\$10,000.00	\$0.00	\$10,000.00	NIL

*COVID-19 50% reduction has been applied to the minimum pension amount.

					\$9,910.00	\$0.00	\$10,000.00	\$0.00	\$10,000.00	\$0.00
--	--	--	--	--	-------------------	---------------	--------------------	---------------	--------------------	---------------

Total :

					\$29,380.00	\$0.00	\$30,000.00	\$0.00	\$30,000.00	\$0.00
--	--	--	--	--	--------------------	---------------	--------------------	---------------	--------------------	---------------

*Age as at 01/07/2021 or pension start date for new pensions.

Wheeler Super Fund

Transfer Balance Account Summary

For The Period 01 July 2021 - 30 June 2022

Member	Pension Type	Date	Lodgment Date	Transaction Type	Event Type	Debit	Credit	Balance	Cap Limit	Remaining Cap
Geoffrey Wheeler	Below Cap	01/07/2021		Cap Indexation (73.00%) - Highest TBA (434895.86/ 1600000.00)	N/A				1,673,000.00	1,238,104.14
		01/07/2021		Opening Balance				434,895.86	1,673,000.00	1,238,104.14
		<hr/>								
Valerie Wheeler	Below Cap	01/07/2021		Cap Indexation (88.00%) - Highest TBA (193629.02/ 1600000.00)	N/A				1,688,000.00	1,494,370.98
		01/07/2021		Opening Balance				193,629.02	1,688,000.00	1,494,370.98
		<hr/>								

E - Estate Planning

2022 Financial Year

Preparer Desiree Yutuc

Reviewer Steven Lee

Status Completed

Supporting Documents

No supporting documents

Standard Checklist

- Attach Death Benefit Nominations (if applicable)
- Attach Life Insurance Policies (if applicable)
- Attach Reversionary Pension documentation (if applicable)
- Attach SMSF Will (if applicable)
- Review current Estate planning to ensure it matches wishes of members