
Workpapers - 2023 Financial Year

Tarca Family Superannuation Fund

Preparer: Kelly Fu

Reviewer: Kelly Fu

Printed: 18 September 2023

Lead Schedule

2023 Financial Year

Code	Workpaper	CY Balance	LY Balance	Change	Status
23800	Distributions Received	(\$2,717.11)	(\$2,216.92)	22.56%	Completed
23900	Dividends Received	(\$4,851.80)	(\$4,643.20)	4.49%	Completed
24200	Contributions	(\$917.14)	(\$2,972.17)	(69.14)%	Completed
24700	Changes in Market Values of Investments	(\$5,577.27)	\$16,967.53	(132.87)%	Completed
25000	Interest Received	(\$11,060.41)	(\$392.18)	2720.24%	Completed
26500	Other Investment Income		(\$8.83)	100%	N/A - Not Applicable
28500	Transfers In	(\$77.94)		100%	Completed
30100	Accountancy Fees	\$2,200.00	\$2,310.00	(4.76)%	Completed
30200	Administration Costs		\$247.50	100%	N/A - Not Applicable
30400	ATO Supervisory Levy	\$259.00	\$259.00	0%	Completed
30700	Auditor's Remuneration	\$825.00	\$825.00	0%	Completed
48500	Income Tax Expense	\$823.39	(\$2,563.25)	(132.12)%	Completed
49000	Profit/Loss Allocation Account	\$21,094.28	(\$7,812.48)	(370.01)%	Completed
50000	Members	(\$657,942.19)	(\$636,847.91)	3.31%	Completed
60400	Bank Accounts	\$488,058.51	\$459,747.65	6.16%	Completed
60800	Term Deposits	\$0.00		0%	Completed
61800	Distributions Receivable	\$260.03	\$646.00	(59.75)%	Completed

Code	Workpaper	CY Balance	LY Balance	Change	Status
77600	Shares in Listed Companies (Australian)	\$79,066.13	\$82,271.35	(3.9)%	Completed
77800	Shares in Unlisted Private Companies (Australian)	\$0.00	\$348.00	100%	Completed
78200	Units in Listed Unit Trusts (Australian)	\$68,755.80	\$70,204.00	(2.06)%	Completed
85000	Income Tax Payable /Refundable	\$20.70	\$1,005.80	(97.94)%	Completed
89000	Deferred Tax Liability/Asset	\$21,781.02	\$22,625.11	(3.73)%	Completed
A	Financial Statements				N/A - Not Applicable
B	Permanent Documents				N/A - Not Applicable
C	Other Documents				N/A - Not Applicable
D	Pension Documentation				N/A - Not Applicable
E	Estate Planning				N/A - Not Applicable

23800 - Distributions Received

2023 Financial Year

Preparer Kelly Fu

Reviewer Kelly Fu

Status Completed

Account Code	Description	CY Balance	LY Balance	Change
NPR.AX	Newmark Property Reit	(\$900.00)	(\$550.00)	63.64%
NSR.AX	National Storage Reit		(\$750.00)	100%
VACF.AX	Vanguard Australian Corp Fixed Interest Index Etf	(\$112.27)		100%
WBCPH.AX	Westpac Banking Corporation	(\$1,704.84)	(\$916.92)	85.93%
TOTAL		CY Balance	LY Balance	
		(\$2,717.11)	(\$2,216.92)	

Supporting Documents

- Distribution Reconciliation Report [Report](#)
- Investment Income Comparison Report [Report](#)
- NPR_Newmark_Property_REIT_2023_Tax_Statement_2023_Sep_07.pdf [NPR.AX](#)
- VACF_Issuer_Annual_Tax_Statement_2023_08_03.pdf [VACF.AX](#)
- WBCPH_Distribution_Advice_2022_09_23.pdf [WBCPH.AX](#)
- WBCPH_Distribution_Advice_2023_03_22.pdf [WBCPH.AX](#)
- WBCPH_Distribution_Advice_2022_12_22.pdf [WBCPH.AX](#)
- WBCPH_Distribution_Advice_2023_06_22.pdf [WBCPH.AX](#)

Standard Checklist

- Attach a copy of all Tax Statements.
- Attach a copy of Distribution Reconciliation Report
- Ensure all Distributions have been reviewed on [Distribution Tax Automation](#)

Tarca Family Superannuation Fund

Distribution Reconciliation Report

For The Period 01 July 2022 - 30 June 2023

Date	Non Primary Production Income (A) * ₁				Distributed Capital Gains (B) * ₂				Foreign Income * ₃			Non-Assessable			Taxable Income	
	Payment Received	Franked	Unfranked	Interest/ Other	Franking Credits	Discounted (After Discount)	Rate * ₅	CGT Concession	Indexed	Other	Foreign Income	Foreign Credits	Tax Exempt	Tax Free		Tax Deferred / AMIT * ₆
Units in Listed Unit Trusts (Australian)																
NPR.AX Newmark Property Reit																
11/11/2022	250.00						S									0.00
10/02/2023	250.00						S									0.00
12/05/2023	200.00						S									0.00
30/06/2023	200.00						S									0.00
30/06/2023	0.00	0.00	0.00	242.78			I								657.22	242.78
	900.00	0.00	0.00	242.78											657.22	242.78
	<i>Net Cash Distribution:</i>		900.00													
VACF.AX Vanguard Australian Corp Fixed Interest Index Etf																
20/04/2023	52.24						S									0.00
30/06/2023	60.03						S									0.00
30/06/2023	0.00						S									0.00
30/06/2023	0.00	0.00	0.00	72.92	0.00	0.00	I	0.00	0.00	0.00	51.93	0.00	0.00	0.00	(12.58)	124.85
	112.27	0.00	0.00	72.92	0.00	0.00		0.00	0.00	0.00	51.93	0.00	0.00	0.00	(12.58)	124.85
	<i>Net Cash Distribution:</i>		112.27													
WBCPH.AX Westpac Banking Corporation																
23/09/2022	348.64	348.64	0.00		149.42		S								0.00	498.06
22/12/2022	426.16	426.16	0.00		182.64		S								0.00	608.80

Tarca Family Superannuation Fund
Distribution Reconciliation Report

For The Period 01 July 2022 - 30 June 2023

Date	Non Primary Production Income (A) * ₁				Distributed Capital Gains (B) * ₂				Foreign Income * ₃		Non-Assessable			Taxable Income		
	Payment Received	Franked	Unfranked	Interest/ Other	Franking Credits	Discounted (After Discount)	Rate * ₅	CGT Concession	Indexed	Other	Foreign Income	Foreign Credits	Tax Exempt		Tax Free	Tax Deferred / AMIT * ₆
22/03/2023	443.36	443.36	0.00		190.01		S								0.00	633.37
22/06/2023	486.68	486.68	0.00		208.58		S								0.00	695.26
	1,704.84	1,704.84	0.00		730.65										0.00	2,435.49
<i>Net Cash Distribution:</i>		1,704.84														
	2,717.11	1,704.84	0.00	315.70	730.65	0.00		0.00	0.00	0.00	51.93	0.00	0.00	0.00	644.64	2,803.12

Tarca Family Superannuation Fund Distribution Reconciliation Report

For The Period 01 July 2022 - 30 June 2023

Date	Non Primary Production Income (A) * ₁			Distributed Capital Gains (B) * ₂					Foreign Income * ₃		Non-Assessable			Taxable Income		
	Payment Received	Franked	Unfranked	Interest/ Other	Franking Credits	Discounted (After Discount)	Rate * ₅	CGT Concession	Indexed	Other	Foreign Income	Foreign Credits	Tax Exempt		Tax Free	Tax Deferred / AMIT * ₆
TOTAL	2,717.11	1,704.84	0.00	315.70	730.65	0.00		0.00	0.00	0.00	51.93	0.00	0.00	0.00	644.64	2,803.12

Total Distributed Gains

Discount Rate	Discounted	Gross
Superfund 1/3	0.00	0.00
Individual 50%(I)	0.00	0.00
Total	0.00	0.00

*₁ Summary of Non Primary Production Income (A)

Tax Label	Franked	Unfranked	Interest/Other	Less Other Deduction	Income Before Credits * ₇	Franking Credits	Total Including Credits
11M Gross trust distributions	1,704.84	0.00	315.70	0.00	2,020.54	730.65	2,751.19

*₂ Forms part of the Net Capital Gains calculation for Tax Label 11A.

*₃ Forms part of the Foreign Credits calculation for Tax Label 11D, D1, 13C1.

*₄ Taxable Income is designed to match Tax Statement provided by Fund Manager.

Taxable Income in the SMSF Annual Return will be different due to application of Capital Losses in Net Capital Gain calculation and application of different discount method.

*₅ This is the discount rate selected for the transaction. "S" being Super Funds at 1/3 and "I" being Individual at 50%.

*₆ AMIT cost base net increase is reflected as negative amount i.e. negative tax deferred and AMIT cost base net decrease is reflected as positive amount i.e. positive tax deferred.

*₇ Sum of Income Before Credits reconciles with Taxable Trust Distributions in Statement of Taxable Income.

^ Variance between Payment Received and Net Cash Distribution.

Tarca Family Superannuation Fund

Investment Income Comparison Report

As at 30 June 2023

Investment	Ledger Data				ASX & UUT Data						
	Transaction Date	Income Amount	Franking Credit	Date Payable	Ex Div/Dist Date	Units On Hand	45 Day Qualified	Amount per share/unit	Estimated Income	Estimated Franking*	
Reconciled											
Shares in Listed Companies (Australian)											
ANZ.AX	Australia And New Zealand Banking Group Limited	01/07/2022	673.20	288.51	01/07/2022	09/05/2022	935.00	935.00	0.7200	673.20	288.51
ANZ.AX	Australia And New Zealand Banking Group Limited	15/12/2022	738.52	316.51	15/12/2022	07/11/2022	998.00	998.00	0.7400	738.52	316.51
NAB.AX	National Australia Bank Limited	05/07/2022	671.60	287.83	05/07/2022	11/05/2022	920.00	920.00	0.7300	671.60	287.83
NAB.AX	National Australia Bank Limited	14/12/2022	717.60	307.54	14/12/2022	15/11/2022	920.00	920.00	0.7800	717.60	307.54
WBC.AX	Westpac Banking Corporation	20/12/2022	678.40	290.74	20/12/2022	17/11/2022	1,060.00	1,060.00	0.6400	678.40	290.74
WBC.AX	Westpac Banking Corporation	27/06/2023	742.00	318.00	27/06/2023	11/05/2023	1,060.00	1,060.00	0.7000	742.00	318.00
			4,221.32	1,809.13					4.3100	4,221.32	1,809.13
Units in Listed Unit Trusts (Australian)											
WBCPH.AX	Westpac Banking Corporation	23/09/2022	348.64	149.42	23/09/2022	13/09/2022	400.00	400.00	0.8716	348.64	149.42
WBCPH.AX	Westpac Banking Corporation	22/12/2022	426.16	182.64	22/12/2022	13/12/2022	400.00	400.00	1.0654	426.16	182.64
WBCPH.AX	Westpac Banking Corporation	22/03/2023	443.36	190.01	22/03/2023	13/03/2023	400.00	400.00	1.1084	443.36	190.01
WBCPH.AX	Westpac Banking Corporation	22/06/2023	486.68	208.58	22/06/2023	13/06/2023	400.00	400.00	1.2167	486.68	208.58
NPR.AX	Newmark Property Reit	11/11/2022	250.00		11/11/2022	29/09/2022	10,000.00	10,000.00	0.0250	250.00	0.00
NPR.AX	Newmark Property Reit	10/02/2023	250.00		10/02/2023	29/12/2022	10,000.00	10,000.00	0.0250	250.00	0.00
NPR.AX	Newmark Property Reit	12/05/2023	200.00		12/05/2023	30/03/2023	10,000.00	10,000.00	0.0200	200.00	0.00
NPR.AX	Newmark Property Reit	30/06/2023	200.00	0.00							
NPR.AX	Newmark Property Reit				11/08/2023	29/06/2023	10,000.00	10,000.00	0.0200	200.00	0.00
VACF.AX	Vanguard Australian Corp Fixed Interest Index Etf				18/01/2023	03/01/2023	310.00	310.00	0.0000	0.00	
VACF.AX	Vanguard Australian Corp Fixed Interest Index Etf	20/04/2023	52.24		20/04/2023	03/04/2023	310.00	310.00	0.1685	52.24	0.00
VACF.AX	Vanguard Australian Corp Fixed	30/06/2023	60.03	0.00							

Tarca Family Superannuation Fund

Investment Income Comparison Report

As at 30 June 2023

Investment		Ledger Data			ASX & UUT Data						
		Transaction Date	Income Amount	Franking Credit	Date Payable	Ex Div/Dist Date	Units On Hand	45 Day Qualified	Amount per share/unit	Estimated Income	Estimated Franking*
VACF.AX	Interest Index Etf Vanguard Australian Corp Fixed Interest Index Etf				18/07/2023	03/07/2023	310.00	310.00	0.1936	60.03	0.00
			2,717.11	730.65					4.7142	2,717.10	730.65
Unreconciled											
Shares in Listed Companies (Australian)											
SPK.AX	Spark New Zealand Limited	07/10/2022	473.04	0.00	07/10/2022	15/09/2022	3,650.00	3,650.00	0.1102	402.09	0.00
SPK.AX	Spark New Zealand Limited	06/04/2023	268.70		06/04/2023	16/03/2023	1,825.00	1,825.00	0.1251	228.39	0.00
			741.74	0.00					0.2353	630.48	0.00
Units in Listed Unit Trusts (Australian)											
NSR.AX**	National Storage Reit				02/09/2022	29/06/2022	7,500.00	7,500.00	0.0540	405.00	0.00
									0.0540	405.00	0.00
			7,680.17	2,539.78					9.3135	7,973.91	2,539.78

*Franking credit is estimated using 45 day qualified units. The estimation might not be accurate for preference shares and hedging arrangements.

**For stapled securities, income may be unreconciled due to ASX data including dividend and distribution components that are recognised in different financial years.

^Cancelled dividend



Newmark



MR ANDREW DOMENIC TARCA & MRS
ANGELA MARIA TARCA & MR DINO
TARCA & MRS TANIA TARCA
<TARCA FAMILY SUPER FUND A/C>
53 FIRST AVENUE
ST PETERS SA 5069

7 SEPTEMBER 2023

Dear Investor,

RE: FY23 Annual Tax Statements for Newmark Property REIT

Please find enclosed your annual tax statement(s) (Attribution MIT Annual Member Statement, or AMMAS) for your investment in Newmark Property REIT (NPR).

NPR is a stapled group comprising two trusts – Newmark Hardware Trust and Newmark Capital (Chadstone) Property Trust, which were stapled together in December 2021.

Stapled Securityholders should include the tax components from the AMMAS in their assessable income when completing their tax return. We recommend that stapled securityholders seek their own tax advice in relation to their holding in NPR as this information does not constitute tax advice.

Yours sincerely

Newmark Investor Services

This page has been intentionally left blank

**Newmark Property REIT**

Stapled Group Comprising

Newmark Hardware Trust (ARSN 161 274 111)

Newmark Capital (Chadstone) Property Trust (ARSN 648 280 219)

Responsible entity: Newmark REIT Management Limited (ABN 31 644 715 382)



MR ANDREW DOMENIC TARCA & MRS
ANGELA MARIA TARCA & MR DINO
TARCA & MRS TANIA TARCA
<TARCA FAMILY SUPER FUND A/C>
53 FIRST AVENUE
ST PETERS SA 5069

Newmark Property REIT

Investor Number: 0080688962

Investor Name: MR ANDREW DOMENIC TARCA & MRS ANGELA MARIA TARCA & MR DINO TARCA & MRS TANIA TARCA

Attribution Managed Investment Trust Member Annual Statement for the year ended 30 June 2023

This statement assumes that you are an Australian resident individual unitholder. We recommend that if this is not applicable or your situation is unusual or complex that you seek professional advice.

Summary of 2023 Tax Return (supplementary section) Items

Tax Return (supplementary section)	Amount (\$) ¹	Tax Return Label
Share of non-primary production (NPP) income	242.78	13U
NPP income - Franked distributions from trusts ²	0.00	13&
Other deductions relating to NPP distributions	0.00	13Y
Share of franking credit from franked dividends	0.00	13Q
Share of credit for TFN amounts withheld	0.00	13R
Share of credit for non-resident withholding amounts withheld	0.00	13A
Total current year capital gains	0.00	18H
Net capital gain	0.00	18A
Assessable foreign source income	0.00	20E
Other net foreign source income	0.00	20M
Foreign income tax offsets ³	0.00	20O

Please see reverse for detailed components of the distribution.

Newmark Hardware Trust

Components of Distribution

	Cash Distribution (\$)	Tax Paid/Offsets (\$) (E)	Attribution Amount (\$)
Australian Income			
Dividends – Unfranked	0.00		0.00
Conduit Foreign Income	0.00		0.00
Interest	73.90		73.90
Other income	31.18		31.18
NCMI - Non primary production	0.00		0.00
Non-Primary Production Income (A)	105.08		105.08
Dividends: Franked amount (Franked Dist) (X)	0.00	0.00	0.00
Capital Gains			
Discounted capital gain (TAP)	0.00	0.00	0.00
Discounted capital gain (NTAP)	0.00	0.00	0.00
Capital gains – Other method (TAP)	0.00	0.00	0.00
Capital gains – Other method (NTAP)	0.00	0.00	0.00
Net Capital Gain	0.00	0.00	0.00
AMIT CGT Gross up amount			0.00
Other capital gains distribution	0.00		
Total current year capital gains (C)	0.00		0.00
Foreign Income			
Assessable foreign source income	0.00	0.00	0.00
Total foreign income (D)	0.00	0.00	
Other Non-Assessable Amounts			
Net exempted amounts	0.00		
Non-assessable non-exempt amounts (F)	0.00		
Other non-attributable amounts	639.40		
Gross Cash Distribution (G)	744.48		
Attribution Managed Investment Trust (AMIT) cost base adjustments			
AMIT cost base net amount – excess (decrease)	639.40		
AMIT cost base net amount – shortfall (increase)	0.00		
Other amounts deducted from trust distributions			
Less: TFN amounts withheld	0.00		
Less: Non-resident withholding tax	0.00		
Less: Other expenses	0.00		
Net Cash Distribution	744.48		

Notes:

1. All amounts are in Australian dollars and withholding tax has been deducted where applicable.
2. Trustees may choose to show the franked distributions at label 13C rather than at label 13U.
3. If your total foreign income tax offset from all sources for the year is \$1,000 or less, then you can claim this amount in full. Otherwise you will need to refer to the publication *Guide To Foreign Income Tax Offset Rules (NAT 72923)* to work out your entitlement.

PLEASE RETAIN THIS STATEMENT FOR INCOME TAX PURPOSES

Newmark Capital (Chadstone) Property Trust

Components of Distribution

	Cash Distribution (\$)	Tax Paid/Offsets (\$) (E)	Attribution Amount (\$)
Australian Income			
Dividends – Unfranked	0.00		0.00
Conduit Foreign Income	0.00		0.00
Interest	0.62		0.62
Other income	137.08		137.08
NCMI - Non primary production	0.00		0.00
Non-Primary Production Income (A)	137.70		137.70
Dividends: Franked amount (Franked Dist) (X)	0.00	0.00	0.00
Capital Gains			
Discounted capital gain (TAP)	0.00	0.00	0.00
Discounted capital gain (NTAP)	0.00	0.00	0.00
Capital gains – Other method (TAP)	0.00	0.00	0.00
Capital gains – Other method (NTAP)	0.00	0.00	0.00
Net Capital Gain	0.00	0.00	0.00
AMIT CGT Gross up amount			0.00
Other capital gains distribution	0.00		
Total current year capital gains (C)	0.00		0.00
Foreign Income			
Assessable foreign source income	0.00	0.00	0.00
Total foreign income (D)	0.00	0.00	
Other Non-Assessable Amounts			
Net exempted amounts	0.00		
Non-assessable non-exempt amounts (F)	0.00		
Other non-attributable amounts	17.82		
Gross Cash Distribution (G)	155.52		
Attribution Managed Investment Trust (AMIT) cost base adjustments			
AMIT cost base net amount – excess (decrease)	17.82		
AMIT cost base net amount – shortfall (increase)	0.00		
Other amounts deducted from trust distributions			
Less: TFN amounts withheld	0.00		
Less: Non-resident withholding tax	0.00		
Less: Other expenses	0.00		
Net Cash Distribution	155.52		

Notes:

1. All amounts are in Australian dollars and withholding tax has been deducted where applicable.
2. Trustees may choose to show the franked distributions at label 13C rather than at label 13U.
3. If your total foreign income tax offset from all sources for the year is \$1,000 or less, then you can claim this amount in full. Otherwise you will need to refer to the publication Guide To Foreign Income Tax Offset Rules (NAT 72923) to work out your entitlement.

PLEASE RETAIN THIS STATEMENT FOR INCOME TAX PURPOSES

This page has been intentionally left blank

Contact Us:



Online:

www.investorcentre.com/au/contact



By Mail:

Computershare Investor Services Pty Limited
GPO Box 2975 Melbourne
Victoria 3001 Australia

Enquiries:

(within Australia) 1300 757 905
(international) +61 3 9415 4813

Holder Identification Number (HIN)

HIN WITHHELD

059628 000 VACF



MR ANDREW DOMENIC TARCA & MRS
ANGELA MARIA TARCA & MR DINO
TARCA & MRS TANIA TARCA
<TARCA FAMILY SUPER FUND A/C>
53 FIRST AVENUE
ST PETERS SA 5069

ATTRIBUTION MANAGED INVESTMENT TRUST MEMBER ANNUAL TAX STATEMENT FOR YEAR ENDED 30 JUNE 2023

The following tax return items are valid for Australian resident individual unitholders only.

PART A – SUMMARY OF 2023 TAX RETURN (SUPPLEMENTARY SECTION) ITEMS			
Item	Tax Return Label	Amount	
Share of net income from trusts, less net capital gains, foreign income and franked distributions	13U	\$72.92	
Franked distributions from trusts	13C	\$0.00	
Share of franking credits from franked dividends	13Q	\$0.00	
Share of credit for TFN amounts withheld	13R	\$0.00	
Share of credit for foreign resident withholding amounts	13A	\$0.00	
Net capital gain	18A	\$0.00	
Total current year capital gains	18H	\$0.00	
Assessable foreign source income	20E	\$51.92	
Other net foreign source income	20M	\$51.92	
Foreign income tax offset	20O	\$0.00	
PART B – COMPONENTS OF ATTRIBUTION			
Item	Cash Distribution	Tax Paid/Offsets	Attribution
Australian Income			
Unfranked distributions	\$0.00		\$0.00
Unfranked CFI distributions	\$0.00		\$0.00
Interest - subject to non resident WHT	\$4.34		\$4.66
Interest - not subject to non resident WHT	\$61.11		\$68.26
Other income - clean building MIT income	\$0.00		\$0.00
Other income - excluded from NCMI	\$0.00		\$0.00
Other income - NCMI	\$0.00		\$0.00
Other income	\$0.00		\$0.00
Non primary production income	\$65.45		\$72.92
Franked distributions	\$0.00	\$0.00	\$0.00
Capital Gains			
Discounted capital gains TAP - clean building MIT income	\$0.00		\$0.00
Discounted capital gains TAP - excluded from NCMI	\$0.00		\$0.00
Discounted capital gains TAP - NCMI	\$0.00		\$0.00
Discounted capital gains TAP	\$0.00		\$0.00
Discounted capital gains NTAP	\$0.00		\$0.00
Capital gains – other method TAP - clean building MIT income	\$0.00		\$0.00
Capital gains – other method TAP - excluded from NCMI	\$0.00		\$0.00
Capital gains – other method TAP - NCMI	\$0.00		\$0.00
Capital gains – other method TAP	\$0.00		\$0.00
Capital gains – other method NTAP	\$0.00		\$0.00
Net capital gain	\$0.00		\$0.00
AMIT CGT gross up amount			\$0.00
Other capital gains distribution	\$0.00		\$0.00
Total current year capital gains	\$0.00		\$0.00
Foreign Income			
Assessable foreign source income	\$46.82	\$0.00	\$51.92
Other Non-assessable Amounts			
Non-assessable non-exempt amount	\$0.00		\$0.00
Net exempt income	\$0.00		\$0.00
Other non-attributable amounts	\$0.00		\$0.00
Gross Amount	\$112.27		\$124.84
AMIT cost base net amount - excess (reduce cost base)			\$0.00
AMIT cost base net amount - shortfall (increase cost base)			\$12.58
Less TFN amounts withheld	\$0.00		\$0.00
Less non-resident withholding tax			\$0.00
- Interest / dividend amounts withheld	\$0.00		\$0.00
- Fund payment amounts withheld	\$0.00		\$0.00
Net Cash Distribution	\$112.27		

All Registrar communications to:

Link Market Services Limited

Locked Bag A6015, Sydney South NSW 1235 Australia

Telephone (local call in Australia): +61 1300 784 494

Email: westpac@linkmarketservices.com.au

Website: linkmarketservices.com.au



047 005135

MR ANDREW DOMENIC TARCA & MRS
ANGELA MARIA TARCA & MR DINO
TARCA & MRS TANIA TARCA
<TARCA FAMILY SUPER FUND A/C>
53 FIRST AVENUE
ST PETERS SA 5069

Key details**Payment date:** 23 September 2022**Record date:** 14 September 2022**SRN/HIN:** X*****8962**TFN/ABN status:** TFN/ABN RECEIVED AND
RECORDED**Quarterly distribution payment statement for the period ended 22 September 2022**

The details below relate to the **Westpac Capital Notes 5** quarterly distribution for the period from 23 June 2022 to 22 September 2022 (inclusive) payable to holders of Westpac Capital Notes 5 entitled to receive the distribution at the record date.

The distribution rate for this period was 3.4580% per annum. The distribution is 100% franked and carries Australian franking credits at the company tax rate of 30%.

Description	Participating holding	Distribution amount per Westpac Capital Note 5	Unfranked amount	Franked amount	Total amount	Franking credits
Westpac Capital Notes 5	400	\$0.8716	\$0.00	\$348.64	\$348.64	\$149.42
				TFN withholding tax deducted	\$0.00	
				Net distribution amount	\$348.64	

All amounts are in Australian dollars.

PAYMENT INSTRUCTIONS**MACQUARIE BANK****BSB:** 182-512**ACC:** *****4508**ACCOUNT NAME:** TARCA FAMILY SUPERANNUATION FUND**PAYMENT REFERENCE NUMBER:** 001284630447

Details for the next expected distribution payment will be announced as soon as possible after commencement of the distribution period at westpac.com.au/westpaccapnotes5.

Please keep this statement for your tax records. It can also be accessed online in Link's Investor Centre. See over for login instructions.

Update your details **online**

Information we need from you

We need the following details to administer your holding. If you have not provided these details, or if they have changed, you can update them via Link's Investor Centre.

1	Bank account details Distributions will only be paid directly into an Australian dollar bank account. A distribution payment statement will be provided for each payment.
2	Email address Communication by email means you can be promptly notified of key announcements, when distributions are made and when statements can be accessed online.
3	TFN, TFN exemption or ABN Providing your Tax File Number (TFN), TFN exemption code or Australian Business Number (ABN) is optional. However, without these details Westpac may be required to withhold Australian tax, from any distribution that is not 100% franked, at the highest marginal tax rate plus the Medicare levy.

Update your information online

1. Go to Link's Investor Centre at linkmarketservices.com.au and select **Investor Login**.
2. Enter your email address and password in **Portfolio Login**.
3. If you do not have a Portfolio*, please set one up by selecting **Register Now** and follow the prompts.

*For security reasons, if your holding is large, you may not be able to update your bank account details, address details or your elections online. After logging in to Link's Investor Centre, if you do not have the option to update your details online, please complete the relevant forms (available on Link's website or by calling Link) and return them to Link.

How to register for a Portfolio

1. Go to Link's Investor Centre at linkmarketservices.com.au and select **Investor Login**.
2. Select **Register Now** at the top of the page.
3. Enter **WBC** in **Issuer Name**.
4. Enter your **HIN/SRN**. This important information is on your holding statement. You should always ensure to keep this information in a safe place.
5. Enter your **postcode**. If your registered address is overseas, select **Outside Australia** and highlight your country of residence from the dropdown list.
6. Complete the security verification (this protects against robots).

You can also manage your Link Portfolio via the **Link Investor Centre** mobile app. Download it from Apple Store or Google Play.

All Registrar communications to:

Link Market Services Limited

Locked Bag A6015, Sydney South NSW 1235 Australia

Telephone (local in Australia): +61 1300 784 494

Email: westpac@linkmarketservices.com.au

Website: linkmarketservices.com.au



047 005153

MR ANDREW DOMENIC TARCA & MRS
ANGELA MARIA TARCA & MR DINO
TARCA & MRS TANIA TARCA
<TARCA FAMILY SUPER FUND A/C>
53 FIRST AVENUE
ST PETERS SA 5069

Key details

Payment date:	22 March 2023
Record date:	14 March 2023
SRN/HIN:	X*****8962
TFN/ABN status:	TFN/ABN RECEIVED AND RECORDED

Quarterly distribution payment statement for the period ended 22 March 2023

The details below relate to the **Westpac Capital Notes 5** quarterly distribution for the period from 23 December 2022 to 22 March 2023 (inclusive) payable to holders of Westpac Capital Notes 5 entitled to receive the distribution at the record date.

The distribution rate for this period was 4.4952% per annum. The distribution is 100% franked and carries Australian franking credits at the company tax rate of 30%.

Description	Participating holding	Distribution amount per Westpac Capital Note 5	Unfranked amount	Franked amount	Total amount	Franking credits
Westpac Capital Notes 5	400	\$1.1084	\$0.00	\$443.36	\$443.36	\$190.01
				TFN withholding tax deducted	\$0.00	
				Net distribution amount	\$443.36	

All amounts are in Australian dollars.

PAYMENT INSTRUCTIONS**MACQUARIE BANK**

BSB: 182-512

ACC: ****4508

ACCOUNT NAME: TARCA FAMILY SUPERANNUATION FUND

PAYMENT REFERENCE NUMBER: 001294884089

Details for the next expected distribution payment will be announced as soon as possible after commencement of the distribution period at westpac.com.au/westpaccapnotes5.

Please keep this statement for your tax records. It can also be accessed online in Link's Investor Centre. See over for login instructions.

Update your details online

Information we need from you

We need the following details to administer your holding. If you have not provided these details, or if they have changed, you can update them via Link's Investor Centre.

1	Bank account details Distributions will only be paid directly into an Australian dollar bank account. A distribution payment statement will be provided for each payment.
2	Email address Communication by email means you can be promptly notified of key announcements, when distribution payments are made and when statements can be accessed online.
3	TFN, TFN exemption or ABN Providing your Tax File Number (TFN), TFN exemption code or Australian Business Number (ABN) is optional. However, without these details Westpac may be required to withhold Australian tax, from any distribution that is not 100% franked, at the highest marginal tax rate plus the Medicare levy.

How to update your details/preferences online

1. Log into your Link Portfolio at linkmarketservices.com.au

Click **Payments & Tax** (at the top of the page) and select from the drop-down menu. Select: **Payment instructions**, to update your bank account details; **Tax details**, to update your TFN/ABN; and **Reinvestment Plans**, for Dividend Reinvestment Plan instructions (if applicable).

2. Click **Communications** (at the top of the page) and select from the drop-down menu.

Select: **Preferences**, to update how you would like to receive your information; and **Address details** to update your address.

It is important to note that your Link Portfolio contains a range of other information on your holding including payment history, tax history, forms for updating your details if required and the ability to vote at company meetings. You may also grant read only access to your portfolio to a third party (such as your accountant or tax advisor) which may help in managing your affairs.

If you do not have access to the internet, you can call Link for the relevant forms to update your details. Instructions on where to send the forms is on each form.

Update your details online

1. Go to Link's Investor Centre at linkmarketservices.com.au and select **Investor Login**.
2. Enter your email address and password in **Portfolio Login**.
3. If you do not have a Portfolio*, please set one up by following the instructions below.

*Setting up a Portfolio allows you to manage your holdings across issuers who use Link as their registrar. For security reasons, if your holding is large, you may not be able to update your bank account details, address or other elections online. After logging in to Link's Investor Centre, if you do not have the option to update your details, please complete the relevant forms (available on Link's website or by calling Link) and return them to Link.

How to register a Portfolio

1. Go to Link's Investor Centre at linkmarketservices.com.au and select **Investor Login**.
2. Select **Register Now** at the top of the page.
3. Enter **WBC** in **Issuer Name**.
4. Enter your **HIN/SRN**. This information is available on your holding statement.
5. Enter your **postcode**. If your registered address is overseas, select **Outside Australia** and highlight your country of residence from the drop-down list.
6. Complete the security verification (to help protect against scams).

You can also update your details/preferences, and manage your Link Portfolio, via **the Link Investor Centre** mobile app. Download it from Apple Store or Google Play.

All Registrar communications to:

Link Market Services Limited

Locked Bag A6015, Sydney South NSW 1235 Australia

Telephone (local in Australia): +61 1300 784 494

Email: westpac@linkmarketservices.com.au

Website: linkmarketservices.com.au



047 005263

MR ANDREW DOMENIC TARCA & MRS
ANGELA MARIA TARCA & MR DINO
TARCA & MRS TANIA TARCA
<TARCA FAMILY SUPER FUND A/C>
53 FIRST AVENUE
ST PETERS SA 5069

Key details**Payment date:** 22 December 2022**Record date:** 14 December 2022**SRN/HIN:** X*****8962**TFN/ABN status:** TFN/ABN RECEIVED AND
RECORDED**Quarterly distribution payment statement for the period ended 22 December 2022**

The details below relate to the **Westpac Capital Notes 5** quarterly distribution for the period from 23 September 2022 to 22 December 2022 (inclusive) payable to holders of Westpac Capital Notes 5 entitled to receive the distribution at the record date.

The distribution rate for this period was 4.2735% per annum. The distribution is 100% franked and carries Australian franking credits at the company tax rate of 30%.

Description	Participating holding	Distribution amount per Westpac Capital Note 5	Unfranked amount	Franked amount	Total amount	Franking credits
Westpac Capital Notes 5	400	\$1.0654	\$0.00	\$426.16	\$426.16	\$182.64
				TFN withholding tax deducted	\$0.00	
				Net distribution amount	\$426.16	

All amounts are in Australian dollars.

PAYMENT INSTRUCTIONS**MACQUARIE BANK****BSB:** 182-512**ACC:** *****4508**ACCOUNT NAME:** TARCA FAMILY SUPERANNUATION FUND**PAYMENT REFERENCE NUMBER:** 001287838599

Details for the next expected distribution payment will be announced as soon as possible after commencement of the distribution period at westpac.com.au/westpaccapnotes5.

Please keep this statement for your tax records. It can also be accessed online in Link's Investor Centre. See over for login instructions.

Update your details online

Information we need from you

We need the following details to administer your holding. If you have not provided these details, or if they have changed, you can update them via Link's Investor Centre.

1	Bank account details Distributions will only be paid directly into an Australian dollar bank account. A distribution payment statement will be provided for each payment.
2	Email address Communication by email means you can be promptly notified of key announcements, when distribution payments are made and when statements can be accessed online.
3	TFN, TFN exemption or ABN Providing your Tax File Number (TFN), TFN exemption code or Australian Business Number (ABN) is optional. However, without these details Westpac may be required to withhold Australian tax, from any distribution that is not 100% franked, at the highest marginal tax rate plus the Medicare levy.

How to update your details/preferences online

1. Log into your Link Portfolio at linkmarketservices.com.au

Click **Payments & Tax** (at the top of the page) and select from the drop-down menu. Select: **Payment instructions**, to update your bank account details; **Tax details**, to update your TFN/ABN; and **Reinvestment Plans**, for Dividend Reinvestment Plan instructions (if applicable).

2. Click **Communications** (at the top of the page) and select from the drop-down menu.

Select: **Preferences**, to update how you would like to receive your information; and **Address details** to update your address.

It is important to note that your Link Portfolio contains a range of other information on your holding including payment history, tax history, forms for updating your details if required and the ability to vote at company meetings. You may also grant read only access to your portfolio to a third party (such as your accountant or tax advisor) which may help in managing your affairs.

If you do not have access to the internet, you can call Link for the relevant forms to update your details. Instructions on where to send the forms is on each form.

Update your details online

1. Go to Link's Investor Centre at linkmarketservices.com.au and select **Investor Login**.
2. Enter your email address and password in **Portfolio Login**.
3. If you do not have a Portfolio*, please set one up by following the instructions below.

*Setting up a Portfolio allows you to manage your holdings across issuers who use Link as their registrar. For security reasons, if your holding is large, you may not be able to update your bank account details, address or other elections online. After logging in to Link's Investor Centre, if you do not have the option to update your details, please complete the relevant forms (available on Link's website or by calling Link) and return them to Link.

How to register a Portfolio

1. Go to Link's Investor Centre at linkmarketservices.com.au and select **Investor Login**.
2. Select **Register Now** at the top of the page.
3. Enter **WBC** in **Issuer Name**.
4. Enter your **HIN/SRN**. This information is available on your holding statement.
5. Enter your **postcode**. If your registered address is overseas, select **Outside Australia** and highlight your country of residence from the drop-down list.
6. Complete the security verification (to help protect against scams).

You can also update your details/preferences, and manage your Link Portfolio, via **the Link Investor Centre** mobile app. Download it from Apple Store or Google Play.

All Registrar communications to:

Link Market Services Limited

Locked Bag A6015, Sydney South NSW 1235 Australia

Telephone (local in Australia): +61 1300 784 494

Email: westpac@linkmarketservices.com.au

Website: linkmarketservices.com.au



047 004833

MR ANDREW DOMENIC TARCA & MRS
ANGELA MARIA TARCA & MR DINO
TARCA & MRS TANIA TARCA
<TARCA FAMILY SUPER FUND A/C>
53 FIRST AVENUE
ST PETERS SA 5069

Key details

Payment date:	22 June 2023
Record date:	14 June 2023
SRN/HIN:	X*****8962
TFN/ABN status:	TFN/ABN RECEIVED AND RECORDED

Quarterly distribution payment statement for the period ended 22 June 2023

The details below relate to the **Westpac Capital Notes 5** quarterly distribution for the period from 23 March 2023 to 22 June 2023 (inclusive) payable to holders of Westpac Capital Notes 5 entitled to receive the distribution at the record date.

The distribution rate for this period was 4.8272% per annum. The distribution is 100% franked and carries Australian franking credits at the company tax rate of 30%.

Description	Participating holding	Distribution amount per Westpac Capital Note 5	Unfranked amount	Franked amount	Total amount	Franking credits
Westpac Capital Notes 5	400	\$1.2167	\$0.00	\$486.68	\$486.68	\$208.58
				TFN withholding tax deducted	\$0.00	
				Net distribution amount	\$486.68	

All amounts are in Australian dollars.

PAYMENT INSTRUCTIONS**MACQUARIE BANK**

BSB: 182-512

ACC: ****4508

ACCOUNT NAME: TARCA FAMILY SUPERANNUATION FUND

PAYMENT REFERENCE NUMBER: 001298017904

Details for the next expected distribution payment will be announced as soon as possible after commencement of the distribution period at westpac.com.au/westpaccapnotes5.

Please keep this statement for your tax records. It can also be accessed online in Link's Investor Centre. See over for login instructions.

Update your details online



Information we need from you

We need the following details to administer your holding. If you have not provided these details, or if they have changed, you can update them via Link's Investor Centre.

1	Bank account details Distributions will only be paid directly into an Australian dollar bank account. A distribution payment statement will be provided for each payment.
2	Email address Communication by email means you can be promptly notified of key announcements, when distribution payments are made and when statements can be accessed online.
3	TFN, TFN exemption or ABN Providing your Tax File Number (TFN), TFN exemption code or Australian Business Number (ABN) is optional. However, without these details Westpac may be required to withhold Australian tax, from any distribution that is not 100% franked, at the highest marginal tax rate plus the Medicare levy.

How to update your details/preferences online

1. Log into your Link Portfolio at linkmarketservices.com.au

Click **Payments & Tax** (at the top of the page) and select from the drop-down menu. Select: **Payment instructions**, to update your bank account details; **Tax details**, to update your TFN/ABN; and **Reinvestment Plans**, for Dividend Reinvestment Plan instructions (if applicable).

2. Click **Communications** (at the top of the page) and select from the drop-down menu.

Select: **Preferences**, to update how you would like to receive your information; and **Address details** to update your address.

It is important to note that your Link Portfolio contains a range of other information on your holding including payment history, tax history, forms for updating your details if required and the ability to vote at company meetings. You may also grant read only access to your portfolio to a third party (such as your accountant or tax advisor) which may help in managing your affairs.

If you do not have access to the internet, you can call Link for the relevant forms to update your details. Instructions on where to send the forms is on each form.

Update your details online

1. Go to Link's Investor Centre at linkmarketservices.com.au and select **Investor Login** or scan the **QR Code** (above).
2. Enter your email address and password in **Portfolio Login***
3. If you do not have a Portfolio*, please set one up by following the instructions below.

*Authentication will be required. Setting up a Portfolio allows you to manage your holdings across issuers who use Link as their registrar. For security reasons, if your holding is large, you may not be able to update your bank account details, address or other elections online. After logging in to Link's Investor Centre, if you do not have the option to update your details, please complete the relevant forms (available on Link's website or by calling Link) and return them to Link.

How to register a Portfolio

1. Go to Link's Investor Centre at linkmarketservices.com.au and select **Investor Login** or scan the **QR Code** (above).
2. Select **Register Now**.
3. Verify your email address and register with your personal details & set-up multi-factor authentication.
4. Add holding - You will need your **HIN/SRN**. This information is available on your holding statement.
5. Enter your **postcode**. If your registered address is overseas, select **Outside Australia** and highlight your country of residence from the drop-down list. Follow the prompts from there.

Download the Link Investor Centre App to easily manage your investments

You can also manage your Link Portfolio on the go. Simply download the **Link Investor Centre** mobile app from Apple Store or Google Play.



23900 - Dividends Received

2023 Financial Year

Preparer Kelly Fu

Reviewer Kelly Fu

Status Completed

Account Code	Description	CY Balance	LY Balance	Change
ANZ.AX	Australia And New Zealand Banking Group Limited	(\$1,411.72)	(\$1,327.70)	6.33%
NAB.AX	National Australia Bank Limited	(\$1,389.20)	(\$1,168.40)	18.9%
SPK.AX	Spark New Zealand Limited	(\$630.48)	(\$864.50)	(27.07)%
WBC.AX	Westpac Banking Corporation	(\$1,420.40)	(\$1,282.60)	10.74%
TOTAL		CY Balance	LY Balance	
		(\$4,851.80)	(\$4,643.20)	

Supporting Documents

- Dividend Reconciliation Report [Report](#)
- Investment Income Comparison Report [Report](#)
- ANZ_Payment_Advice_2022_12_15.pdf [ANZ.AX](#)
- ANZ_Payment_Advice_2022_07_01.pdf [ANZ.AX](#)
- NAB_Payment_Advice_2022_12_14.pdf [NAB.AX](#)
- NAB_Payment_Advice_2022_07_05.pdf [NAB.AX](#)
- SPK_Dividend_Advice_2023_04_06.pdf [SPK.AX](#)
- SPK_Dividend_Advice_2022_10_07.pdf [SPK.AX](#)
- WBC_Dividend_Advice_2022_12_20.pdf [WBC.AX](#)
- WBC_Dividend_Advice_2023_06_27.pdf [WBC.AX](#)

Standard Checklist

- Attach copies of all dividend statements.
- Attach copy of Dividend Reconciliation Report
- Attach copy of Investment Income Comparison Report

Tarca Family Superannuation Fund

Dividend Reconciliation Report

For The Period 01 July 2022 - 30 June 2023

Date	Net Payment Received	Australian Income			Foreign Income			Withheld		
		Unfranked	Franked	Franking Credits	Foreign Income	Foreign Credits	NZ Credits	TFN Withheld	Non-Resident	LIC Deduction
Shares in Listed Companies (Australian)										
ANZ.AX Australia And New Zealand Banking Group Limited										
01/07/2022	673.20	0.00	673.20	288.51						
15/12/2022	738.52	0.00	738.52	316.51						
	1,411.72	0.00	1,411.72	605.02						
NAB.AX National Australia Bank Limited										
05/07/2022	671.60	0.00	671.60	287.83						
14/12/2022	717.60	0.00	717.60	307.54						
	1,389.20	0.00	1,389.20	595.37						
SPK.AX Spark New Zealand Limited										
07/10/2022	402.09	0.00	0.00	0.00	473.04		70.95		70.95	
06/04/2023	228.39				268.70		48.51		40.31	
	630.48	0.00	0.00	0.00	741.74		119.46		111.26	
WBC.AX Westpac Banking Corporation										
20/12/2022	678.40	0.00	678.40	290.74						
27/06/2023	742.00	0.00	742.00	318.00						
	1,420.40	0.00	1,420.40	608.74						

Tarca Family Superannuation Fund
Dividend Reconciliation Report

For The Period 01 July 2022 - 30 June 2023

Date	Australian Income			Foreign Income			Withheld			
	Net Payment Received	Unfranked	Franked	Franking Credits	Foreign Income	Foreign Credits	NZ Credits	TFN Withheld	Non-Resident	LIC Deduction
	4,851.80	0.00	4,221.32	1,809.13	741.74		119.46		111.26	
TOTAL	4,851.80	0.00	4,221.32	1,809.13	741.74		119.46		111.26	

Tax Return Reconciliation

	Totals	Tax Return Label
Unfranked	0.00	J
Franked Dividends	4,221.32	K
Franking Credits	1,809.13	L

Tarca Family Superannuation Fund

Investment Income Comparison Report

As at 30 June 2023

Investment	Ledger Data				ASX & UUT Data						
	Transaction Date	Income Amount	Franking Credit	Date Payable	Ex Div/Dist Date	Units On Hand	45 Day Qualified	Amount per share/unit	Estimated Income	Estimated Franking*	
Reconciled											
Shares in Listed Companies (Australian)											
ANZ.AX	Australia And New Zealand Banking Group Limited	01/07/2022	673.20	288.51	01/07/2022	09/05/2022	935.00	935.00	0.7200	673.20	288.51
ANZ.AX	Australia And New Zealand Banking Group Limited	15/12/2022	738.52	316.51	15/12/2022	07/11/2022	998.00	998.00	0.7400	738.52	316.51
NAB.AX	National Australia Bank Limited	05/07/2022	671.60	287.83	05/07/2022	11/05/2022	920.00	920.00	0.7300	671.60	287.83
NAB.AX	National Australia Bank Limited	14/12/2022	717.60	307.54	14/12/2022	15/11/2022	920.00	920.00	0.7800	717.60	307.54
WBC.AX	Westpac Banking Corporation	20/12/2022	678.40	290.74	20/12/2022	17/11/2022	1,060.00	1,060.00	0.6400	678.40	290.74
WBC.AX	Westpac Banking Corporation	27/06/2023	742.00	318.00	27/06/2023	11/05/2023	1,060.00	1,060.00	0.7000	742.00	318.00
			4,221.32	1,809.13					4.3100	4,221.32	1,809.13
Units in Listed Unit Trusts (Australian)											
WBCPH.AX	Westpac Banking Corporation	23/09/2022	348.64	149.42	23/09/2022	13/09/2022	400.00	400.00	0.8716	348.64	149.42
WBCPH.AX	Westpac Banking Corporation	22/12/2022	426.16	182.64	22/12/2022	13/12/2022	400.00	400.00	1.0654	426.16	182.64
WBCPH.AX	Westpac Banking Corporation	22/03/2023	443.36	190.01	22/03/2023	13/03/2023	400.00	400.00	1.1084	443.36	190.01
WBCPH.AX	Westpac Banking Corporation	22/06/2023	486.68	208.58	22/06/2023	13/06/2023	400.00	400.00	1.2167	486.68	208.58
NPR.AX	Newmark Property Reit	11/11/2022	250.00		11/11/2022	29/09/2022	10,000.00	10,000.00	0.0250	250.00	0.00
NPR.AX	Newmark Property Reit	10/02/2023	250.00		10/02/2023	29/12/2022	10,000.00	10,000.00	0.0250	250.00	0.00
NPR.AX	Newmark Property Reit	12/05/2023	200.00		12/05/2023	30/03/2023	10,000.00	10,000.00	0.0200	200.00	0.00
NPR.AX	Newmark Property Reit	30/06/2023	200.00	0.00							
NPR.AX	Newmark Property Reit				11/08/2023	29/06/2023	10,000.00	10,000.00	0.0200	200.00	0.00
VACF.AX	Vanguard Australian Corp Fixed Interest Index Etf				18/01/2023	03/01/2023	310.00	310.00	0.0000	0.00	
VACF.AX	Vanguard Australian Corp Fixed Interest Index Etf	20/04/2023	52.24		20/04/2023	03/04/2023	310.00	310.00	0.1685	52.24	0.00
VACF.AX	Vanguard Australian Corp Fixed	30/06/2023	60.03	0.00							

Tarca Family Superannuation Fund

Investment Income Comparison Report

As at 30 June 2023

Investment	Ledger Data			ASX & UUT Data							
	Transaction Date	Income Amount	Franking Credit	Date Payable	Ex Div/Dist Date	Units On Hand	45 Day Qualified	Amount per share/unit	Estimated Income	Estimated Franking*	
VACF.AX	Interest Index Etf Vanguard Australian Corp Fixed Interest Index Etf			18/07/2023	03/07/2023	310.00	310.00	0.1936	60.03	0.00	
		2,717.11	730.65					4.7142	2,717.10	730.65	
Unreconciled											
Shares in Listed Companies (Australian)											
SPK.AX	Spark New Zealand Limited	07/10/2022	473.04	0.00	07/10/2022	15/09/2022	3,650.00	3,650.00	0.1102	402.09	0.00
SPK.AX	Spark New Zealand Limited	06/04/2023	268.70		06/04/2023	16/03/2023	1,825.00	1,825.00	0.1251	228.39	0.00
		741.74	0.00					0.2353	630.48	0.00	
Units in Listed Unit Trusts (Australian)											
NSR.AX**	National Storage Reit			02/09/2022	29/06/2022	7,500.00	7,500.00	0.0540	405.00	0.00	
								0.0540	405.00	0.00	
		7,680.17	2,539.78					9.3135	7,973.91	2,539.78	

*Franking credit is estimated using 45 day qualified units. The estimation might not be accurate for preference shares and hedging arrangements.

**For stapled securities, income may be unreconciled due to ASX data including dividend and distribution components that are recognised in different financial years.

^Cancelled dividend





148112 047 ANZ




MR ANDREW DOMENIC TARCA & MRS
ANGELA MARIA TARCA & MR DINO
TARCA & MRS TANIA TARCA
<TARCA FAMILY SUPER FUND A/C>
53 FIRST AVENUE
ST PETERS SA 5069

NEED ASSISTANCE?

 anz.com/shareholder/centre
anzshareregistry@computershare.com.au

 Computershare Investor Services Pty Limited
GPO Box 2975 Melbourne
Victoria 3001 Australia

 1800 113 399 (within Australia)
0800 174 007 (within New Zealand)
+61 3 9415 4010 (outside Australia)

Holder Identification Number (HIN)

HIN WITHHELD

Share Class	Ordinary
Record Date	8 November 2022
Payment Date	15 December 2022
TFN/ABN	Quoted

Payment in Australian dollars

DIVIDEND ADVICE

The details of your **Final Dividend** of A\$0.74 per share for the year ended 30 September 2022 are set out below.

NUMBER OF SHARES	FRANKED AMOUNT	UNFRANKED AMOUNT	NET AMOUNT	FRANKING CREDIT
998	A\$738.52	A\$0.00	A\$738.52	A\$316.51

The dividend is 100% franked at the Australian company tax rate of 30%.

A NZ Imputation Credit of **NZ\$89.82** has been attached to the above dividend. For NZ taxpayers, your NZ gross income will include the aggregate of the Net Amount and the NZ Imputation Credit which should be included in your income tax return.

Shareholders should obtain their own professional advice on the tax implications of the dividend and retain this document to assist in tax return preparation.

PAYMENT INSTRUCTIONS



MACQUARIE BANK LTD

BSB:	XXX-XXX
Account number:	XXXXXXXX08
Payment reference:	721741

PAYMENT AMOUNT: A\$738.52

If payment cannot be made to the above account, you will be notified and your entitlement will be held pending receipt of updated direct credit instructions.



To update your shareholder information in a fast, secure and environmentally friendly way visit anz.com/easyupdate.







156220 047 ANZ




MR ANDREW DOMENIC TARCA & MRS
ANGELA MARIA TARCA & MR DINO
TARCA & MRS TANIA TARCA
<TARCA FAMILY SUPER FUND A/C>
53 FIRST AVENUE
ST PETERS SA 5069

NEED ASSISTANCE?

 anz.com/shareholder/centre
anzshareregistry@computershare.com.au

 Computershare Investor Services Pty Limited
GPO Box 2975 Melbourne
Victoria 3001 Australia

 1800 113 399 (within Australia)
0800 174 007 (within New Zealand)
+61 3 9415 4010 (outside Australia)

Holder Identification Number (HIN)

HIN WITHHELD

Share Class	Ordinary
Record Date	10 May 2022
Payment Date	1 July 2022
TFN/ABN	Quoted

Payment in Australian dollars

DIVIDEND ADVICE

The details of your **Interim Dividend** of A\$0.72 per share for the half year ended 31 March 2022 are set out below.

NUMBER OF SHARES	FRANKED AMOUNT	UNFRANKED AMOUNT	NET AMOUNT	FRANKING CREDIT
935	A\$673.20	A\$0.00	A\$673.20	A\$288.51

The dividend is 100% franked at the Australian company tax rate of 30%.

A NZ Imputation Credit of **NZ\$84.15** has been attached to the above dividend. For NZ taxpayers, your NZ gross income will include the aggregate of the Net Amount and the NZ Imputation Credit which should be included in your income tax return.

Shareholders should obtain their own professional advice on the tax implications of the dividend and retain this document to assist in tax return preparation.

PAYMENT INSTRUCTIONS



MACQUARIE BANK LTD

BSB:	XXX-XXX
Account number:	XXXXXXXX08
Payment reference:	723732

PAYMENT AMOUNT: A\$673.20

If payment cannot be made to the above account, you will be notified and your entitlement will be held pending receipt of updated direct credit instructions.



UPCOMING EVENTS

27 October 2022
Full Year Results announced



**national
australia
bank**

2022 Final Dividend Statement

1 100364 047 NAB



MR ANDREW DOMENIC TARCA & MRS
ANGELA MARIA TARCA & MR DINO
TARCA & MRS TANIA TARCA
<TARCA FAMILY SUPER FUND A/C>
53 FIRST AVENUE
ST PETERS SA 5069

Contact our Share Registry

www.investorcentre.com/au

(in Australia) 1300 367 647
(outside Australia) +61 3 9415 4299

Holder Identification Number (HIN)

HIN WITHHELD

Summary of key information

Payment Date 14 December 2022
Record Date 16 November 2022
TFN/ABN status Quoted
ASX code NAB
Direct Credit Reference No. 642677

Final Dividend for the year ended 30 September 2022

The dividend is 100% franked at the relevant Australian Corporate Tax Rate of 30%.

Ordinary Shares	Dividend Rate per Share	Unfranked Amount	Franked Amount	Franking Credit
920	78 cents	\$0.00	\$717.60	\$307.54

Dividend Summary

920 shares x 78 cents = \$717.60

Payment details

The cash dividend amount of \$717.60 has been credited to:

MACQUARIE BANK LTD
BSB: 182-512 ACC: *****4508

Tax information

Australian resident shareholders

Franked Amount: This should be included in your assessable income.

Franking Credit: This may also need to be included in your assessable income. This amount may be available as a tax offset to reduce your income tax liability.

New Zealand tax resident shareholders

New Zealand tax law requires us to notify shareholders that New Zealand imputation credits have been attached to this dividend at a rate of NZ\$0.07 per share. These credits are only relevant for shareholders required to file a New Zealand income tax return.

The aggregate of the dividend amount together with the attached New Zealand imputation credits is NZ\$846.01.

If you are unsure of the tax treatment of your dividend, please contact your accountant or taxation adviser.

Dividend Amount

\$717.60



**national
australia
bank**

2022 Interim Dividend Statement

126915 047 NAB



MR ANDREW DOMENIC TARCA & MRS
ANGELA MARIA TARCA & MR DINO
TARCA & MRS TANIA TARCA
<TARCA FAMILY SUPER FUND A/C>
53 FIRST AVENUE
ST PETERS SA 5069

Contact our Share Registry

www.investorcentre.com/au

(in Australia) 1300 367 647
(outside Australia) +61 3 9415 4299

Holder Identification Number (HIN)

HIN WITHHELD

Summary of key information

Payment Date	5 July 2022
Record Date	12 May 2022
TFN/ABN status	Quoted
ASX code	NAB
Direct Credit Reference No.	1149785

Interim Dividend for the year ending 30 September 2022

The dividend is 100% franked at the relevant Australian Corporate Tax Rate of 30%.

Ordinary Shares	Dividend Rate per Share	Unfranked Amount	Franked Amount	Franking Credit
920	73 cents	\$0.00	\$671.60	\$287.83

Dividend Summary

920 shares x 73 cents = \$671.60

Payment details

The cash dividend amount of \$671.60 has been credited to:

MACQUARIE BANK LTD
BSB: 182-512 ACC: *****4508

Tax information

Australian resident shareholders

Franked Amount: This should be included in your assessable income.

Franking Credit: This may also need to be included in your assessable income. This amount may be available as a tax offset to reduce your income tax liability.

If you are unsure of the tax treatment of your dividend, please contact your accountant or taxation adviser.

Dividend Amount

\$671.60

All registry communications to:
Link Market Services Limited
Locked Bag A6015, Sydney South NSW 1235
Telephone (free in Australia): +61 1800 804 255
ASX Code: WBC
Email: westpac@linkmarketservices.com.au
Website: linkmarketservices.com.au



047 159537

MR ANDREW DOMENIC TARCA & MRS
ANGELA MARIA TARCA & MR DINO
TARCA & MRS TANIA TARCA
<TARCA FAMILY SUPER FUND A/C>
53 FIRST AVENUE
ST PETERS SA 5069

Key details

Payment date:	20 December 2022
Record date:	18 November 2022
SRN/HIN:	X*****8962
TFN/ABN status:	RECEIVED AND RECORDED

Final dividend statement for the six months ended 30 September 2022

This dividend is 100% franked with Australian franking credits at the company tax rate of 30%.

Description	Participating holding	Dividend rate per share [#]	Unfranked amount	Franked amount	Total amount	Franking credit
Ordinary shares	1,060	64 cents	\$0.00	\$678.40	\$678.40	\$290.74
Net dividend amount					\$678.40	
***New Zealand Imputation Credit (NZIC)						NZD84.80

[#] The final dividend of 64 cents per share takes into consideration the cost of the Bank Levy which was equivalent to 7 cents per share over 2022. All amounts are in Australian dollars unless otherwise stated.

^{***} Only relevant for New Zealand taxpayers.

PAYMENT INSTRUCTIONS

MACQUARIE BANK

BSB: 182-512

ACC: *****4508

ACCOUNT NAME: TARCA FAMILY SUPERANNUATION FUND

PAYMENT REFERENCE NUMBER: 001286569440

A payment has been made to the above account. If this account is not valid please turn over for instructions to update your details.

**Please keep this statement for your tax records.
It can also be accessed online in Link's Investor Centre, see over for login instructions.**

Update your details online

Information we need from you

We need the following details to administer your holding. If you have not provided these details, or if they have changed, you can update them via Link's Investor Centre.

1	Bank account details Dividend will only be paid directly into an Australian dollar bank account. A dividend payment statement will be provided for each payment.
2	Email address Communication by email means you can be promptly notified of key announcements, when dividend payments are made and when statements can be accessed online.
3	TFN, TFN exemption or ABN Providing your Tax File Number (TFN), TFN exemption code or Australian Business Number (ABN) is optional. However, without these details Westpac may be required to withhold Australian tax, from any dividend that is not 100% franked, at the highest marginal tax rate plus the Medicare levy.

How to update your details/preferences online

1. Log into your Link Portfolio at linkmarketservices.com.au

Click **Payments & Tax** (at the top of the page) and select from the drop-down menu. Select: **Payment instructions**, to update your bank account details; **Tax details**, to update your TFN/ABN; and **Reinvestment Plans**, for Dividend Reinvestment Plan instructions (if applicable).

2. Click **Communications** (at the top of the page) and select from the drop-down menu.

Select: **Preferences**, to update how you would like to receive your information; and **Address details** to update your address.

It is important to note that your Link Portfolio contains a range of other information on your holding including payment history, tax history, forms for updating your details if required and the ability to vote at company meetings. You may also grant read only access to your portfolio to a third party (such as your accountant or tax advisor) which may help in managing your affairs.

If you do not have access to the internet, you can call Link for the relevant forms to update your details. Instructions on where to send the forms is on each form.

Update your details online

1. Go to Link's Investor Centre at linkmarketservices.com.au and select **Investor Login**.
2. Enter your email address and password in **Portfolio Login**.
3. If you do not have a Portfolio*, please set one up by following the instructions below.

*Setting up a Portfolio allows you to manage your holdings across issuers who use Link as their registrar. For security reasons, if your holding is large, you may not be able to update your bank account details, address or other elections online. After logging in to Link's Investor Centre, if you do not have the option to update your details, please complete the relevant forms (available on Link's website or by calling Link) and return them to Link.

How to register a Portfolio

1. Go to Link's Investor Centre at linkmarketservices.com.au and select **Investor Login**.
2. Select **Register Now** at the top of the page.
3. Enter **WBC** in **Issuer Name**.
4. Enter your **HIN/SRN**. This information is available on your holding statement.
5. Enter your **postcode**. If your registered address is overseas, select **Outside Australia** and highlight your country of residence from the drop-down list.
6. Complete the security verification (to help protect against scams).

You can also update your details/preferences, and manage your Link Portfolio, via **the Link Investor Centre** mobile app. Download it from Apple Store or Google Play.

All registry communications to:
Link Market Services Limited
Locked Bag A6015, Sydney South NSW 1235
Telephone (free in Australia): +61 1800 804 255
ASX Code: WBC
Email: westpac@linkmarketservices.com.au
Website: linkmarketservices.com.au



047 161551

MR ANDREW DOMENIC TARCA & MRS
ANGELA MARIA TARCA & MR DINO
TARCA & MRS TANIA TARCA
<TARCA FAMILY SUPER FUND A/C>
53 FIRST AVENUE
ST PETERS SA 5069

Key details

Payment date:	27 June 2023
Record date:	12 May 2023
SRN/HIN:	X*****8962
TFN/ABN status:	RECEIVED AND RECORDED

Interim dividend statement for the six months ended 31 March 2023

This dividend is 100% franked with Australian franking credits at the company tax rate of 30%.

Description	Participating holding	Dividend rate per share [#]	Unfranked amount	Franked amount	Total amount	Franking credit
Ordinary shares	1,060	70 cents	\$0.00	\$742.00	\$742.00	\$318.00
Net dividend amount					\$742.00	
***New Zealand Imputation Credit (NZIC)						NZD74.20

[#] The interim dividend of 70 cents per share takes into consideration the cost of the Bank Levy which was equivalent to 3 cents per share over 2023. All amounts are in Australian dollars unless otherwise stated.

^{***} Only relevant for New Zealand taxpayers.

PAYMENT INSTRUCTIONS

MACQUARIE BANK

BSB: 182-512

ACC: *****4508

ACCOUNT NAME: TARCA FAMILY SUPERANNUATION FUND

PAYMENT REFERENCE NUMBER: 001296473944

A payment has been made to the above account. If this account is not valid please turn over for instructions to update your details.

**Please keep this statement for your tax records.
It can also be accessed online in Link's Investor Centre, see over for login instructions.**

Update your details online



Information we need from you

We need the following details to administer your holding. If you have not provided these details, or if they have changed, you can update them via Link's Investor Centre.

1	Bank account details Dividends will only be paid directly into an Australian dollar bank account. A dividend payment statement will be provided for each payment.
2	Email address Communication by email means you can be promptly notified of key announcements, when dividend payments are made and when statements can be accessed online.
3	TFN, TFN exemption or ABN Providing your Tax File Number (TFN), TFN exemption code or Australian Business Number (ABN) is optional. However, without these details Westpac may be required to withhold Australian tax, from any dividend that is not 100% franked, at the highest marginal tax rate plus the Medicare levy.

How to update your details/preferences online

1. Log into your Link Portfolio at linkmarketservices.com.au

Click **Payments & Tax** (at the top of the page) and select from the drop-down menu. Select: **Payment instructions**, to update your bank account details; **Tax details**, to update your TFN/ABN; and **Reinvestment Plans**, for Dividend Reinvestment Plan instructions (if applicable).

2. Click **Communications** (at the top of the page) and select from the drop-down menu.

Select: **Preferences**, to update how you would like to receive your information; and **Address details** to update your address.

It is important to note that your Link Portfolio contains a range of other information on your holding including payment history, tax history, forms for updating your details if required and the ability to vote at company meetings. You may also grant read only access to your portfolio to a third party (such as your accountant or tax advisor) which may help in managing your affairs.

If you do not have access to the internet, you can call Link for the relevant forms to update your details. Instructions on where to send the forms is on each form.

Update your details online

1. Go to Link's Investor Centre at linkmarketservices.com.au and select **Investor Login** or scan the **QR Code** (above).
2. Enter your email address and password in **Portfolio Login***
3. If you do not have a Portfolio*, please set one up by following the instructions below.

*Authentication will be required. Setting up a Portfolio allows you to manage your holdings across issuers who use Link as their registrar. For security reasons, if your holding is large, you may not be able to update your bank account details, address or other elections online. After logging in to Link's Investor Centre, if you do not have the option to update your details, please complete the relevant forms (available on Link's website or by calling Link) and return them to Link.

How to register a Portfolio

1. Go to Link's Investor Centre at linkmarketservices.com.au and select **Investor Login** or scan the **QR Code** (above).
2. Select **Register Now**.
3. Verify your email address and register with your personal details & set-up multi-factor authentication.
4. Add holding - You will need your **HIN/SRN**. This information is available on your holding statement.
5. Enter your **postcode**. If your registered address is overseas, select **Outside Australia** and highlight your country of residence from the drop-down list. Follow the prompts from there.

Download the Link Investor Centre App to easily manage your investments

You can also manage your Link Portfolio on the go. Simply download the **Link Investor Centre** mobile app from Apple Store or Google Play.



24200 - Contributions

2023 Financial Year

Preparer Kelly Fu

Reviewer Kelly Fu

Status Completed

Account Code	Description	CY Balance	LY Balance	Change
TARAND00001A	(Contributions) Tarca, Andrew - Accumulation (Accumulation)	(\$863.54)	(\$1,690.86)	(48.93)%
TARANG00001A	(Contributions) Tarca, Angela - Accumulation (Accumulation)	(\$53.60)	(\$1,281.31)	(95.82)%
TOTAL		CY Balance	LY Balance	
		(\$917.14)	(\$2,972.17)	

Supporting Documents

- SuperStream Contribution Data Report [Report](#)
- Contributions Breakdown Report [Report](#)

Standard Checklist

- Attach copies of S290-170 notices (if necessary)
- Attach copy of Contributions Breakdown Report
- Attach SuperStream Contribution Data Report
- Check Fund is registered for SuperStream (if necessary)
- Ensure all Contributions have been allocated from Bank Accounts
- Ensure Work Test is satisfied if members are over 65

Tarca Family Superannuation Fund

Contributions Breakdown Report

For The Period 01 July 2022 - 30 June 2023

Summary

Member	D.O.B	Age (at 30/06/2022)	Total Super Balance (at 30/06/2022) *1	Concessional	Non-Concessional	Other	Reserves	Total
Tarca, Andrew	Provided	64	327,855.49	863.54	0.00	0.00	0.00	863.54
Tarca, Angela	Provided	66	65,479.72	0.00	0.00	53.60	0.00	53.60
Tarca, Dino	Provided	58	138,264.47	0.00	0.00	0.00	0.00	0.00
Tarca, Tania	Provided	55	105,248.23	0.00	0.00	0.00	0.00	0.00
All Members				863.54	0.00	53.60	0.00	917.14

*1 TSB can include information external to current fund's transaction records. The amount is per individual across all funds.

Contribution Caps

Member	Contribution Type	Contributions	Cap	Current Position
Tarca, Andrew	Concessional (5 year carry forward cap available)	863.54	123,524.14	122,660.60 Below Cap
	Non-Concessional	0.00	110,000.00	110,000.00 Below Cap
Tarca, Angela	Concessional (5 year carry forward cap available)	0.00	123,118.94	123,118.94 Below Cap
	Non-Concessional	0.00	110,000.00	110,000.00 Below Cap
Tarca, Dino	Concessional (5 year carry forward cap available)	0.00	130,000.00	130,000.00 Below Cap
	Non-Concessional	0.00	110,000.00	110,000.00 Below Cap
Tarca, Tania	Concessional (5 year carry forward cap available)	0.00	130,000.00	130,000.00 Below Cap
	Non-Concessional	0.00	110,000.00	110,000.00 Below Cap

Carry Forward Unused Concessional Contribution Cap

Member	2018	2019	2020	2021	2022	2023	Current Position
--------	------	------	------	------	------	------	------------------

Tarca, Andrew							
Concessional Contribution Cap	25,000.00	25,000.00	25,000.00	25,000.00	27,500.00	27,500.00	
Concessional Contribution	0.00	0.00	0.00	4,785.00	1,690.86	863.54	
Unused Concessional Contribution	0.00	25,000.00	25,000.00	20,215.00	25,809.14	26,636.46	
Cumulative Carry Forward Unused	N/A	0.00	25,000.00	50,000.00	70,215.00	96,024.14	
Maximum Cap Available	25,000.00	25,000.00	50,000.00	75,000.00	97,715.00	123,524.14	122,660.60 Below Cap
Total Super Balance	303,646.84	294,843.67	255,690.54	299,804.73	331,740.67	327,855.49	
Tarca, Angela							
Concessional Contribution Cap	25,000.00	25,000.00	25,000.00	25,000.00	27,500.00	27,500.00	
Concessional Contribution	0.00	0.00	0.00	5,693.45	1,187.61	0.00	
Unused Concessional Contribution	0.00	25,000.00	25,000.00	19,306.55	26,312.39	27,500.00	
Cumulative Carry Forward Unused	N/A	0.00	25,000.00	50,000.00	69,306.55	95,618.94	
Maximum Cap Available	25,000.00	25,000.00	50,000.00	75,000.00	96,806.55	123,118.94	123,118.94 Below Cap
Total Super Balance	59,085.07	57,372.81	49,783.03	58,373.96	65,437.74	65,479.72	
Tarca, Dino							
Concessional Contribution Cap	25,000.00	25,000.00	25,000.00	25,000.00	27,500.00	27,500.00	
Concessional Contribution	0.00	0.00	0.00	0.00	0.00	0.00	
Unused Concessional Contribution	0.00	25,000.00	25,000.00	25,000.00	27,500.00	27,500.00	
Cumulative Carry Forward Unused	N/A	0.00	25,000.00	50,000.00	75,000.00	102,500.00	
Maximum Cap Available	25,000.00	25,000.00	50,000.00	75,000.00	102,500.00	130,000.00	130,000.00 Below Cap
Total Super Balance	137,293.05	133,312.96	115,631.34	135,580.22	140,518.29	138,264.47	
Tarca, Tania							
Concessional Contribution Cap	25,000.00	25,000.00	25,000.00	25,000.00	27,500.00	27,500.00	
Concessional Contribution	0.00	0.00	0.00	0.00	0.00	0.00	
Unused Concessional Contribution	0.00	25,000.00	25,000.00	25,000.00	27,500.00	27,500.00	
Cumulative Carry Forward Unused	N/A	0.00	25,000.00	50,000.00	75,000.00	102,500.00	
Maximum Cap Available	25,000.00	25,000.00	50,000.00	75,000.00	102,500.00	130,000.00	130,000.00 Below Cap
Total Super Balance	104,498.68	101,468.48	88,017.16	103,205.02	106,963.69	105,248.23	

NCC Bring Forward Caps

Member	Bring Forward Cap	2020	2021	2022	2023	Total	Current Position
Tarca, Andrew	N/A	0.00	0.00	0.00	0.00	N/A	Bring Forward Not Triggered
Tarca, Angela	N/A	0.00	0.00	0.00	0.00	N/A	Bring Forward Not Triggered
Tarca, Dino	N/A	0.00	0.00	0.00	0.00	N/A	Bring Forward Not Triggered

Tarca Family Superannuation Fund
SuperStream Contribution Data Report

For The Period 01 July 2022 - 30 June 2023

Transaction Date	Reference	Employer Org	Pay Period	Employer	Personal - NCC	Spouse & Child	Other Family & Friends	Any Other	Total
Tarca, Andrew									
27/07/2022	QUICKSPR3261380530	ADECCO AUSTRALIA PTY LTD	01/06/2022 - 30/06/2022	722.70	0.00	0.00	0.00	0.00	722.70
29/08/2022	QUICKSPR3285610395	ADECCO AUSTRALIA PTY LTD	01/07/2022 - 31/07/2022	140.84	0.00	0.00	0.00	0.00	140.84
				<hr/>	<hr/>	<hr/>	<hr/>	<hr/>	<hr/>
				863.54	0.00	0.00	0.00	0.00	863.54
				<hr/>	<hr/>	<hr/>	<hr/>	<hr/>	<hr/>
				863.54	0.00	0.00	0.00	0.00	863.54
				<hr/>	<hr/>	<hr/>	<hr/>	<hr/>	<hr/>

*Data last updated: 29/08/2022

24700 - Changes in Market Values of Investments

2023 Financial Year

Preparer Kelly Fu

Reviewer Kelly Fu

Status Completed

Account Code	Description	CY Balance	LY Balance	Change
24700	Changes in Market Values of Investments	(\$5,577.27)	\$16,967.53	(132.87)%
TOTAL		CY Balance	LY Balance	
		(\$5,577.27)	\$16,967.53	

Supporting Documents

- Market Movement [Report](#)
- Net Capital Gains Reconciliation [Report](#)
- Realised Capital Gain Report [Report](#)
- 24700 - Share buy and sell 2023.pdf

Standard Checklist

- Attach copies of Source Documentation (Contract Notes, Broker Statements, Chess Statements, Contracts of Sale, Managed Fund Statements etc)
- Attach copy of Market Movement report
- Attach copy of Net Capital Gains Reconciliation
- Attach copy of Realised Capital Gain Report
- Ensure all Asset Disposals have been entered
- Ensure all Market Values have been entered for June 30
- Ensure all Tax Deferred Distributions have been entered

Tarca Family Superannuation Fund

Market Movement Report

As at 30 June 2023

Investment	Date	Description	Unrealised				Realised			Total
			Units	Accounting Cost Movement	Market Movement	Depreciation	Balance	Consideration	Accounting Cost Base	
ANZ.AX - Australia And New Zealand Banking Group Limited										
	01/07/2022	Opening Balance	935.00	0.00	0.00	0.00	20,598.05	0.00	0.00	0.00
	05/08/2022	Purchase	63.00	1,190.70	0.00	0.00	21,788.75	0.00	0.00	0.00
	31/10/2022	Revaluation	0.00	0.00	2,973.30	0.00	24,762.05	0.00	0.00	0.00
	30/11/2022	Revaluation	0.00	0.00	(280.50)	0.00	24,481.55	0.00	0.00	0.00
	30/06/2023	Revaluation	0.00	0.00	(818.97)	0.00	23,662.58	0.00	0.00	0.00
	30/06/2023		998.00	1,190.70	1,873.83	0.00	23,662.58	0.00	0.00	0.00
LVP - Las Vegas Properties Pty Ltd										
	01/07/2022	Opening Balance	174.00	0.00	0.00	0.00	174.00	0.00	0.00	0.00
	01/07/2022	Disposal	(174.00)	(174.00)	0.00	0.00	0.00	0.00	174.00	(174.00)
	30/06/2023		0.00	(174.00)	0.00	0.00	0.00	0.00	174.00	(174.00)
LVPM - Las Vegas Properties Management Pty Ltd										
	01/07/2022	Opening Balance	174.00	0.00	0.00	0.00	174.00	0.00	0.00	0.00
	01/07/2022	Disposal	(174.00)	(174.00)	0.00	0.00	0.00	0.00	174.00	(174.00)
	30/06/2023		0.00	(174.00)	0.00	0.00	0.00	0.00	174.00	(174.00)
NAB.AX - National Australia Bank Limited										
	01/07/2022	Opening Balance	920.00	0.00	0.00	0.00	25,198.80	0.00	0.00	0.00
	31/10/2022	Revaluation	0.00	0.00	4,241.20	0.00	29,440.00	0.00	0.00	0.00
	30/11/2022	Revaluation	0.00	0.00	(285.20)	0.00	29,154.80	0.00	0.00	0.00
	30/06/2023	Revaluation	0.00	0.00	(4,894.40)	0.00	24,260.40	0.00	0.00	0.00
	30/06/2023		920.00	0.00	(938.40)	0.00	24,260.40	0.00	0.00	0.00
NPR.AX - Newmark Property Reit										
	01/07/2022	Opening Balance	10,000.00	0.00	0.00	0.00	13,950.00	0.00	0.00	0.00
	31/10/2022	Revaluation	0.00	0.00	200.00	0.00	14,150.00	0.00	0.00	0.00
	30/11/2022	Revaluation	0.00	0.00	(50.00)	0.00	14,100.00	0.00	0.00	0.00
	30/06/2023	Revaluation	0.00	0.00	(1,150.00)	0.00	12,950.00	0.00	0.00	0.00
	30/06/2023		10,000.00	0.00	(1,000.00)	0.00	12,950.00	0.00	0.00	0.00
NSR.AX - National Storage Reit										
	01/07/2022	Opening Balance	7,500.00	0.00	0.00	0.00	16,050.00	0.00	0.00	0.00
	31/10/2022	Revaluation	0.00	0.00	2,625.00	0.00	18,675.00	0.00	0.00	0.00
	30/11/2022	Revaluation	0.00	0.00	(675.00)	0.00	18,000.00	0.00	0.00	0.00
	01/12/2022	Disposal	(7,500.00)	(15,240.83)	0.00	0.00	2,759.17	18,027.90	15,240.83	2,787.07
	01/12/2022	Writeback	0.00	0.00	(2,759.17)	0.00	0.00	0.00	0.00	0.00

Tarca Family Superannuation Fund

Market Movement Report

As at 30 June 2023

Investment	Date	Description	Unrealised				Realised			Total
			Units	Accounting Cost Movement	Market Movement	Depreciation	Balance	Consideration	Accounting Cost Base	
	30/06/2023		0.00	(15,240.83)	(809.17)	0.00	0.00	18,027.90	15,240.83	2,787.07
SPK.AX - Spark New Zealand Limited										
	01/07/2022	Opening Balance	3,650.00	0.00	0.00	0.00	15,804.50	0.00	0.00	0.00
	31/10/2022	Revaluation	0.00	0.00	1,058.50	0.00	16,863.00	0.00	0.00	0.00
	30/11/2022	Revaluation	0.00	0.00	766.50	0.00	17,629.50	0.00	0.00	0.00
	14/12/2022	Disposal	(1,825.00)	(7,631.64)	0.00	0.00	9,997.86	8,985.75	7,631.64	1,354.11
	14/12/2022	Writeback	0.00	0.00	(1,183.10)	0.00	8,814.76	0.00	0.00	0.00
	30/06/2023	Revaluation	0.00	0.00	(292.01)	0.00	8,522.75	0.00	0.00	0.00
	30/06/2023		1,825.00	(7,631.64)	349.89	0.00	8,522.75	8,985.75	7,631.64	1,354.11
VACF.AX - Vanguard Australian Corp Fixed Interest Index Etf										
	14/12/2022	Purchase	310.00	15,244.26	0.00	0.00	15,244.26	0.00	0.00	0.00
	30/06/2023	Revaluation	0.00	0.00	(122.46)	0.00	15,121.80	0.00	0.00	0.00
	30/06/2023		310.00	15,244.26	(122.46)	0.00	15,121.80	0.00	0.00	0.00
WBC.AX - Westpac Banking Corporation										
	01/07/2022	Opening Balance	1,060.00	0.00	0.00	0.00	20,670.00	0.00	0.00	0.00
	31/10/2022	Revaluation	0.00	0.00	4,759.40	0.00	25,429.40	0.00	0.00	0.00
	30/11/2022	Revaluation	0.00	0.00	(169.60)	0.00	25,259.80	0.00	0.00	0.00
	30/06/2023	Revaluation	0.00	0.00	(2,639.40)	0.00	22,620.40	0.00	0.00	0.00
	30/06/2023		1,060.00	0.00	1,950.40	0.00	22,620.40	0.00	0.00	0.00
WBCPH.AX - Westpac Banking Corporation										
	01/07/2022	Opening Balance	400.00	0.00	0.00	0.00	40,204.00	0.00	0.00	0.00
	31/10/2022	Revaluation	0.00	0.00	596.00	0.00	40,800.00	0.00	0.00	0.00
	30/11/2022	Revaluation	0.00	0.00	480.00	0.00	41,280.00	0.00	0.00	0.00
	30/06/2023	Revaluation	0.00	0.00	(596.00)	0.00	40,684.00	0.00	0.00	0.00
	30/06/2023		400.00	0.00	480.00	0.00	40,684.00	0.00	0.00	0.00
Total Market Movement					1,784.09				3,793.18	5,577.27

Tarca Family Superannuation Fund

Capital Gains Reconciliation Report

For The Period 01 July 2022 - 30 June 2023

	Total	Discounted	Indexed	Other	Notional
Losses available to offset					
Carried forward from prior losses	53,249.71				
Carried forward from prior losses - Collectables	0.00				
Current year capital losses	348.00				
Current year capital losses - Collectables	0.00				
Total Losses Available	53,597.71				
Total Losses Available - Collectables	0.00				
Capital Gains					
Capital gains from disposal of assets	4,870.30	4,870.30	0.00	0.00	0.00
Capital gains from disposal of assets - Collectables	0.00	0.00	0.00	0.00	0.00
Capital gains from trust distributions	0.00	0.00	0.00	0.00	0.00
Capital Gains Before Losses applied	4,870.30	4,870.30	0.00	0.00	0.00
Losses and discount applied					
Losses applied	4,870.30	4,870.30	0.00	0.00	0.00
Losses applied - Collectables	0.00	0.00	0.00	0.00	0.00
Capital gains after losses applied	0.00	0.00	0.00	0.00	0.00
Capital gains after losses applied - Collectables	0.00	0.00	0.00	0.00	0.00
CGT Discount applied	0.00				
CGT Discount applied - Collectables	0.00				

Tarca Family Superannuation Fund

Capital Gains Reconciliation Report

For The Period 01 July 2022 - 30 June 2023

	Total	Discounted	Indexed	Other	Notional
Net Capital Gain					
Net capital gain	0.00				
Net capital gain - Collectables	0.00				
Total Net Capital Gain (11A)	0.00				
Net Capital Losses Carried Forward to later income					
Net Capital Losses Carried Forward to later income years	48,727.42				
Net Capital Losses Carried Forward to later income years - Collectables	0.00				
Total Net Capital Losses Carried Forward to later income years (14V)	48,727.42				

Note

Refer to Realised Gains Report for details of Disposals at a Security level

Refer to Distribution Reconciliation Report for Trust Distribution details at a Security level

Tarca Family Superannuation Fund

Realised Capital Gains Report

For The Period 01 July 2022 - 30 June 2023

Investment		Accounting Treatment				Tax Treatment						
Purchase Contract Date	Disposal Contract Date	Units	Cost	Proceeds	Accounting Profit/(Loss)	Adjusted Cost Base	Reduced Cost Base	Indexed Cost Base	Indexed Gains	Discounted Gains (Gross)	Other Gains	Capital Loss
Shares in Listed Companies (Australian)												
SPK.AX - Spark New Zealand Limited												
07/04/2021	14/12/2022	1,825.00	7,631.65	8,985.75	1,354.11	7,631.65	7,631.65	0.00	0.00	1,354.11	0.00	0.00
		1,825.00	7,631.65	8,985.75	1,354.11	7,631.65	7,631.65	0.00	0.00	1,354.11	0.00	0.00
		1,825.00	7,631.65	8,985.75	1,354.11	7,631.65	7,631.65	0.00	0.00	1,354.11	0.00	0.00
Shares in Unlisted Private Companies (Australian)												
LVP - Las Vegas Properties Pty Ltd												
30/06/2013	01/07/2022	24.00	24.00	0.00	(24.00)	24.00	24.00	0.00	0.00	0.00	0.00	(24.00)
30/06/2011	01/07/2022	50.00	50.00	0.00	(50.00)	50.00	50.00	0.00	0.00	0.00	0.00	(50.00)
30/06/2010	01/07/2022	25.00	25.00	0.00	(25.00)	25.00	25.00	0.00	0.00	0.00	0.00	(25.00)
30/06/2010	01/07/2022	25.00	25.00	0.00	(25.00)	25.00	25.00	0.00	0.00	0.00	0.00	(25.00)
30/06/2010	01/07/2022	25.00	25.00	0.00	(25.00)	25.00	25.00	0.00	0.00	0.00	0.00	(25.00)
30/06/2010	01/07/2022	25.00	25.00	0.00	(25.00)	25.00	25.00	0.00	0.00	0.00	0.00	(25.00)
		174.00	174.00	0.00	(174.00)	174.00	174.00	0.00	0.00	0.00	0.00	(174.00)
LVPM - Las Vegas Properties Management Pty Ltd												
01/07/2018	01/07/2022	174.00	174.00	0.00	(174.00)	174.00	174.00	0.00	0.00	0.00	0.00	(174.00)
		174.00	174.00	0.00	(174.00)	174.00	174.00	0.00	0.00	0.00	0.00	(174.00)
		348.00	348.00	0.00	(348.00)	348.00	348.00	0.00	0.00	0.00	0.00	(348.00)
Units in Listed Unit Trusts (Australian)												
NSR.AX - National Storage Reit												
07/04/2021	01/12/2022	7,500.00	15,240.83	18,027.90	2,787.07	14,511.71	14,511.71	0.00	0.00	3,516.19	0.00	0.00
		7,500.00	15,240.83	18,027.90	2,787.07	14,511.71	14,511.71	0.00	0.00	3,516.19	0.00	0.00

Tarca Family Superannuation Fund
Realised Capital Gains Report

For The Period 01 July 2022 - 30 June 2023

Investment		Accounting Treatment				Tax Treatment						
Purchase Contract Date	Disposal Contract Date	Units	Cost	Proceeds	Accounting Profit/(Loss)	Adjusted Cost Base	Reduced Cost Base	Indexed Cost Base	Indexed Gains	Discounted Gains (Gross)	Other Gains	Capital Loss
Units in Listed Unit Trusts (Australian)												
		7,500.00	15,240.83	18,027.90	2,787.07	14,511.71	14,511.71	0.00	0.00	3,516.19	0.00	0.00
		9,673.00	23,220.48	27,013.65	3,793.18	22,491.36	22,491.36	0.00	0.00	4,870.30	0.00	(348.00)

Financial Adviser: ADAM GRIFFITHS

A/C No: 1488063
 TARCA FAMILY SUPERANNUATION FUND

Statement Period: 01 July 2022 to 30 June 2023

Produced On: 04 July 2023

Transaction Date	Settlement Date	Reference	Transaction Details	Debit	Credit	Balance
AUSTRALIAN DOLLARS (AUD)						
01 Jul 2022			Opening Balance			0.00
08 Sep 2022		B77034	BOQSTD120 @ 3.25 Maturity 06/01/2023	250,000.00		250,000.00
08 Sep 2022		R4982113	MIMLARTGS DIRECT DEBIT No. 4982113		250,000.00	0.00
29 Nov 2022	01 Dec 2022	C8260025	S 7500 NSR @ 2.430455		18,027.90	18,027.90 CR
01 Dec 2022		P4338730	Direct Transfer - Payee ANDREW D TARCA & ANGELA M TARCA & DINO A TARCA & TANIA TARCA ATF TARCA FAMILY SUPERANNUATION FUN	18,027.90		0.00
12 Dec 2022	14 Dec 2022	C8264560	S 1825 SPK @ 4.990000		8,985.75	8,985.75 CR
12 Dec 2022	14 Dec 2022	C8264582	B 310 VACF @ 48.640000	15,244.26		6,258.51
14 Dec 2022		R5007173	MIMLARTGS DIRECT DEBIT No. 5007173		6,258.51	0.00
06 Jan 2023		B77034	BOQSTD120 @ 3.25 Maturity 06/01/2023		252,671.23	252,671.23 CR
06 Jan 2023		P4344419	Direct Transfer - Payee ANDREW D TARCA & ANGELA M TARCA & DINO A TARCA & TANIA TARCA ATF TARCA FAMILY SUPERANNUATION FUN	252,671.23		0.00
09 Jan 2023		B78081	BOQSTD120 @ 4 Maturity 09/05/2023	252,671.23		252,671.23
09 Jan 2023		R5010563	MIMLARTGS DIRECT DEBIT No. 5010563		252,671.23	0.00
09 May 2023		B78081	BOQSTD120 @ 4 Maturity 09/05/2023		255,994.03	255,994.03 CR
09 May 2023		P4375188	Direct Transfer - Payee ANDREW D TARCA & ANGELA M TARCA & DINO A TARCA & TANIA TARCA ATF TARCA FAMILY SUPERANNUATION FUN	255,994.03		0.00
30 Jun 2023			Closing Balance			0.00

Important Information

This statement is issued by Morgan Stanley Wealth Management Australia Pty Ltd ("Morgan Stanley") (ABN 19 009 145 555, AFSL No. 240813) a Participant of ASX Group. Although the information made available in this statement is believed to be reliable, we do not guarantee its accuracy and it may be incomplete or condensed. The statement is subject to the correction of errors and omissions. Please contact your financial adviser if you become aware of any errors or omissions. You acknowledge that any transactions undertaken by us on your behalf are subject to the terms and conditions provided by us from time to time. You acknowledge that we will not be liable to you for any damages suffered or losses incurred by you as a result of any errors in and omissions from this statement. Please contact your financial adviser for additional details.

25000 - Interest Received

2023 Financial Year

Preparer Kelly Fu

Reviewer Kelly Fu

Status Completed

Account Code	Description	CY Balance	LY Balance	Change
BOQSTD120	BOQ	(\$5,994.03)		100%
MBL965514508	Macquarie CMA ***4508	(\$5,066.38)	(\$392.18)	1191.85%
TOTAL		CY Balance	LY Balance	
		(\$11,060.41)	(\$392.18)	

Supporting Documents

- Interest Reconciliation Report [Report](#)
- 25000 - BOQ interest income 2023.pdf [BOQSTD120](#)

Standard Checklist

- Attach Interest Reconciliation Report
- Ensure all interest has been recorded from Bank Statements
- Review Statements to ensure all TFN withheld has been input

Notes

Kelly Fu

Note

14/09/2023 17:00

Per bank statements.

Tarca Family Superannuation Fund

Interest Reconciliation Report

For The Period 01 July 2022 - 30 June 2023

Date	Payment Amount	Gross Interest	TFN Withheld	Foreign Income	Foreign Credits
Bank Accounts					
MBL965514508 Macquarie CMA ***4508					
29/07/2022	142.19	142.19			
31/08/2022	309.56	309.56			
30/09/2022	230.54	230.54			
31/10/2022	252.21	252.21			
30/11/2022	285.02	285.02			
30/12/2022	350.98	350.98			
31/01/2023	438.00	438.00			
28/02/2023	352.21	352.21			
31/03/2023	414.77	414.77			
28/04/2023	394.00	394.00			
31/05/2023	871.60	871.60			
30/06/2023	1,025.30	1,025.30			
	5,066.38	5,066.38			
	5,066.38	5,066.38			
Term Deposits					
BOQSTD120 BOQ					
09/05/2023	5,994.03	5,994.03			
	5,994.03	5,994.03			
	5,994.03	5,994.03			

Tarca Family Superannuation Fund
Interest Reconciliation Report

For The Period 01 July 2022 - 30 June 2023

Date	Payment Amount	Gross Interest	TFN Withheld	Foreign Income	Foreign Credits
TOTAL	11,060.41	11,060.41			

Tax Return Reconciliation

	Totals	Tax Return Label
Gross Interest	11,060.41	11C

Term Deposits Income & Charges Summary

TARCA FAMILY SUPERANNUATION FUND
53 FIRST AVENUE
ST PETERS SA 5069

From : 01/07/2022
To : 30/06/2023
Account No : 1488063

Financial Adviser : ADAM GRIFFITHS
Telephone : +61 8 8468 613
Account Name : TARCA FAMILY SUPERANNUATION FUND

Transaction Date	Description	Gross Interest (\$)	Brokerage (\$)	G.S.T. (\$)	Withholding Tax (\$)	Redemption Fee (\$)
06/01/2023	Maturity BOQSTD120 @3.25%	2,671.23	0.00	0.00	0.00	0.00
09/05/2023	Maturity BOQSTD120 @4.00%	3,322.80	0.00	0.00	0.00	0.00
Total		5,994.03	0.00	0.00	0.00	0.00

26500 - Other Investment Income

2023 Financial Year

Preparer Kelly Fu

Reviewer Kelly Fu

Status N/A - Not Applicable

Account Code	Description	CY Balance	LY Balance	Change
MBL965514508	Macquarie CMA ***4508		(\$8.83)	100%
TOTAL		CY Balance	LY Balance	
			(\$8.83)	

Supporting Documents

No supporting documents

Standard Checklist

Attach all source documentation

28500 - Transfers In

2023 Financial Year

Preparer Kelly Fu

Reviewer Kelly Fu

Status Completed

Account Code	Description	CY Balance	LY Balance	Change
TARAND00001A	(Transfers In) Tarca, Andrew - Accumulation (Accumulation)	(\$77.94)		100%
TOTAL		CY Balance	LY Balance	
		(\$77.94)		

Supporting Documents

- General Ledger [Report](#)
- SuperStreamRolloverReleaseAuthorityReport.pdf [TARAND00001A](#)

Standard Checklist

- Attached copies of all Transfer Statements and Rollover Benefits Statements

Tarca Family Superannuation Fund

General Ledger

As at 30 June 2023

Transaction Date	Description	Units	Debit	Credit	Balance \$
Transfers In (28500)					
(Transfers In) Tarca, Andrew - Accumulation (TARAND00001A)					
17/08/2022	AUSTRALIANSUPER 800000001720581423 50 [SuperStream roll in at 16/08/2022 - PRN:800000001720581423]			77.94	77.94 CR
				77.94	77.94 CR

Total Debits: 0.00

Total Credits: 77.94

Tarca Family Superannuation Fund

SuperStream Rollover / Release Authority

As at 30 June 2022

1. Rollover / Release Authority Summary

Member's / Beneficiary's Name: Andrew Tarca

Transaction Type: SuperStream Roll In

Date: 16/08/2022

Transaction Status: Roll In Transaction Processed

2. Rollover / Release Authority Details

Member Details:

Is the rollover for a member or a beneficiary? Member

Member's Name: Andrew Tarca

Member Account: Default accumulation account

TFN: *****713

Date of Birth: *****1957

Sex:

Address: 53 First Ave, ST PETERS, 5069, SA, AUSTRALIA

Service Period Start Date: 01/02/2022

Receiving Fund Details:

Is the fund an SMSF? Yes

Name: The Trustee for TARCA FAMILY SUPERANNUATION FUND

ABN: 95832414232

ESA: BGLSF360

Member Client ID: UNKNOWN

Bank Account

BSB: 182512

Account Name: TARCA FAMILY SUPERANNUATION FUND

Account Number: 965514508

Transferring Fund Details:

Is the fund an SMSF? No

Name: The Trustee for AUSTRALIANSUPER

ABN: 65714394898

ESA:

USI: STA0100AU

Member Client ID: 1074819571

Tarca Family Superannuation Fund

SuperStream Rollover / Release Authority

As at 30 June 2022

Rollover Transaction Details:

Is the request for the entire balance? Yes

Insurance

Insured Death Cover: \$0.00

Insured TDP Cover: \$0.00

Insured Income Protection Monthly Cover: \$0.00

Payment Reference Number: 800000001720581423

Requested Amount: \$77.94

Rollover Components

Tax Free Component: \$0.00

Element Taxed In The Fund: \$77.94

Element Untaxed In The Fund: \$0.00

Kiwisaver Tax Free Component: \$0.00

Preservation Amounts

Preserved Amount: \$0.00

Restricted Non-Preserved: \$0.00

Unrestricted Non-Preserved: \$77.94

Kiwisaver Preserved Amount: \$0.00

Is the request a Death Benefit Rollover? No

3. SuperStream Rollover / Release Authority Transaction History

Date	Transaction Status	Transaction Source	Processed By
01/09/2022	Roll In Transaction Processed	User created	Kelly Fu
16/08/2022	Roll In Transaction Received	Electronically received (Fund)	SYSTEM

30100 - Accountancy Fees

2023 Financial Year

Preparer Kelly Fu

Reviewer Kelly Fu

Status Completed

Account Code	Description	CY Balance	LY Balance	Change
30100	Accountancy Fees	\$2,200.00	\$2,310.00	(4.76)%
TOTAL		CY Balance	LY Balance	
		\$2,200.00	\$2,310.00	

Supporting Documents

- General Ledger [Report](#)
- 30100 - Accounting fee paid 2023.pdf

Standard Checklist

- Attach all source documentation
- Ensure all Transactions have been entered

Tarca Family Superannuation Fund

General Ledger

As at 30 June 2023

Transaction Date	Description	Units	Debit	Credit	Balance \$
Accountancy Fees (30100)					
<i>Accountancy Fees (30100)</i>					
09/12/2022	PP TO PDK FINANCIAL PTY LTD 46		2,200.00		2,200.00 DR
			2,200.00		2,200.00 DR
Total Debits:	2,200.00				
Total Credits:	0.00				

TAX INVOICE

Invoice Date 07 November 2022

Invoice No. 43800

Client Code TARCASF

Tarca Family Superannuation Fund
53 First Avenue
ST PETERS SA 5069

To our Professional Fees and Charges in attending to the following :-

Preparation of Financial Statements and Statutory Minutes for the Tarca Family Superannuation Fund for the year ended 30 June 2022.

Preparation and lodgement of Fund Income Tax Return for the Tarca Family Superannuation Fund for the year ended 30 June 2022 including schedules as required.

Asset valuation matter thereof.

Our Fee Total	2,000.00
Plus: GST	200.00
TOTAL FEE	\$2,200.00

Remittance Advice - Please return with your payment

Payment required within Fourteen (14) Days from date of Invoice

Invoice Due Date - 21 November 2022

Please forward cheques to:
PDK Financial Synergy P/L
PO Box 3685
ADELAIDE SA 5000

Credit Card: Mastercard/Visa (Please circle)

Card No: Expires: ____ / ____

For Direct Deposit:
BSB: 035-000
Account No: 683075

Name on Card: _____

Signature: _____

Client Code: TARCASF

Invoice No: 43800 Amount Due: \$2,200.00 Amount Paid: \$ _____

Liability limited by a scheme approved under Professional Standards Legislation

30200 - Administration Costs

2023 Financial Year

Preparer Kelly Fu

Reviewer Kelly Fu

Status N/A - Not Applicable

Account Code	Description	CY Balance	LY Balance	Change
30200	Administration Costs		\$247.50	100%
TOTAL		CY Balance	LY Balance	
			\$247.50	

Supporting Documents

No supporting documents

Standard Checklist

- Attach all source documentation
- Ensure all Transactions have been entered

30400 - ATO Supervisory Levy

2023 Financial Year

Preparer Kelly Fu

Reviewer Kelly Fu

Status Completed

Account Code	Description	CY Balance	LY Balance	Change
30400	ATO Supervisory Levy	\$259.00	\$259.00	0%
TOTAL		CY Balance	LY Balance	
		\$259.00	\$259.00	

Supporting Documents

○ General Ledger [Report](#)

Standard Checklist

- Attach all source documentation
- Ensure all Transactions have been entered

Tarca Family Superannuation Fund

General Ledger

As at 30 June 2023

Transaction Date	Description	Units	Debit	Credit	Balance \$
ATO Supervisory Levy (30400)					
<i>ATO Supervisory Levy (30400)</i>					
28/11/2022	ATO ATO007000017215928 50		259.00		259.00 DR
			259.00		259.00 DR

Total Debits: 259.00

Total Credits: 0.00

30700 - Auditor's Remuneration

2023 Financial Year

Preparer Kelly Fu

Reviewer Kelly Fu

Status Completed

Account Code	Description	CY Balance	LY Balance	Change
30700	Auditor's Remuneration	\$825.00	\$825.00	0%
TOTAL		CY Balance	LY Balance	
		\$825.00	\$825.00	

Supporting Documents

- General Ledger [Report](#)
- 30700 - Auditing fee paid 2023.pdf

Standard Checklist

- Attach all source documentation
- Ensure all Transactions have been entered

Tarca Family Superannuation Fund

General Ledger

As at 30 June 2023

Transaction Date	Description	Units	Debit	Credit	Balance \$
Auditor's Remuneration (30700)					
Auditor's Remuneration (30700)					
09/12/2022	PP TO PDK FINANCIAL PTY LTD 46		825.00		825.00 DR
			825.00		825.00 DR

Total Debits: 825.00

Total Credits: 0.00

TAX INVOICE

Invoice Date 07 November 2022

Invoice No. 43799

Client Code TARCASF

Tarca Family Superannuation Fund
53 First Avenue
ST PETERS SA 5069

To our Professional Fees and Charges in attending to the following :-

AUDIT SERVICES

Annual audit of the records, financial statements and tax return of the Tarca Family Superannuation Fund for the year ended 30 June 2022 as required under SIS Regulations.

Preparation of Audit Report.

All audit queries.

Our Fee Total	750.00
Plus: GST	75.00
TOTAL FEE	\$ 825.00

Remittance Advice - Please return with your payment

Payment required within Fourteen (14) Days from date of Invoice

Invoice Due Date - 21 November 2022

Please forward cheques to:
PDK Financial Synergy P/L
PO Box 3685
ADELAIDE SA 5000

Credit Card: Mastercard/Visa (Please circle)

Card No:

Expires: ____ / ____

For Direct Deposit:
BSB: 035-000
Account No: 683075

Name on Card: _____

Signature: _____

Client Code: TARCASF

Invoice No: 43799

Amount Due: \$ 825.00

Amount Paid: \$ _____

Liability limited by a scheme approved under Professional Standards Legislation

48500 - Income Tax Expense

2023 Financial Year

Preparer Kelly Fu

Reviewer Kelly Fu

Status Completed

Account Code	Description	CY Balance	LY Balance	Change
48500	Income Tax Expense	\$823.39	(\$2,563.25)	(132.12)%
TOTAL		CY Balance	LY Balance	
		\$823.39	(\$2,563.25)	

Supporting Documents

No supporting documents

49000 - Profit/Loss Allocation Account

2023 Financial Year

Preparer Kelly Fu

Reviewer Kelly Fu

Status Completed

Account Code	Description	CY Balance	LY Balance	Change
49000	Profit/Loss Allocation Account	\$21,094.28	(\$7,812.48)	(370.01)%
TOTAL		CY Balance	LY Balance	
		\$21,094.28	(\$7,812.48)	

Supporting Documents

No supporting documents

50000 - Members

2023 Financial Year

Preparer Kelly Fu

Reviewer Kelly Fu

Status Completed

Account Code	Description	Opening Balance	Contribution Income	Earnings	Member Payments	Tax & Fees	Closing Balance	Change
TARAND00001A	Tarca, Andrew - Accumulation (Accumulation)	(\$327,855.49)	(\$941.48)	(\$12,211.42)		\$1,915.07	(\$339,093.32)	3.43%
TARANG00001A	Tarca, Angela - Accumulation (Accumulation)	(\$65,479.72)	(\$53.60)	(\$2,433.28)		\$355.79	(\$67,610.81)	3.25%
TARDIN00001A	Tarca, Dino - Accumulation (Accumulation)	(\$138,264.47)		(\$5,136.66)		\$751.07	(\$142,650.06)	3.17%
TARTAN00001A	Tarca, Tania - Accumulation (Accumulation)	(\$105,248.23)		(\$3,911.73)		\$571.96	(\$108,588.00)	3.17%
TOTAL		Opening Balance	Contribution Income	Earnings	Member Payments	Tax & Fees	Closing Balance	
		(\$636,847.91)	(\$995.08)	(\$23,693.09)		\$3,593.89	(\$657,942.19)	

Supporting Documents

◦ [Members Summary Report](#)

- Members Statements [Report](#)

Standard Checklist

- Attach copies of Members Statements

Tarca Family Superannuation Fund

Members Statement

Andrew Tarca
 53 First Avenue
 St Peters, South Australia, 5069, Australia

Your Details

Date of Birth :	Provided	Nominated Beneficiaries:	N/A
Age:	65	Nomination Type:	N/A
Tax File Number:	Provided	Vested Benefits:	339,093.32
Date Joined Fund:	20/08/2008	Total Death Benefit:	339,093.32
Service Period Start Date:	07/10/1985	Current Salary:	0.00
Date Left Fund:		Previous Salary:	0.00
Member Code:	TARAND00001A	Disability Benefit:	0.00
Account Start Date:	20/08/2008		
Account Phase:	Accumulation Phase		
Account Description:	Accumulation		

Your Balance

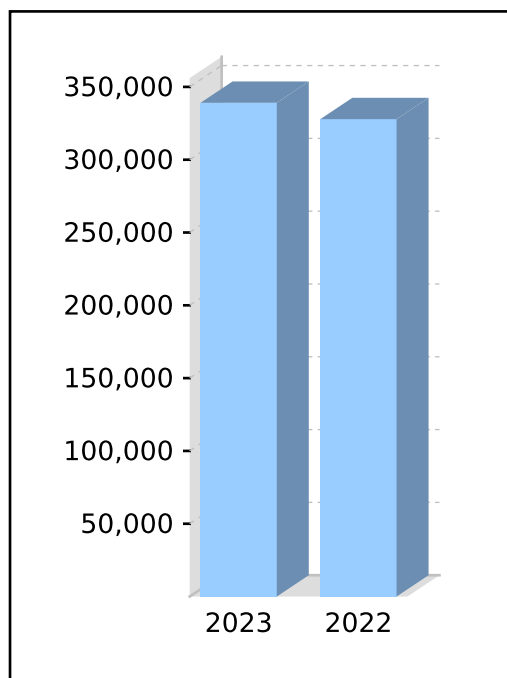
Total Benefits 339,093.32

Preservation Components

Preserved
 Unrestricted Non Preserved 339,093.32
 Restricted Non Preserved

Tax Components

Tax Free 48,731.96
 Taxable 290,361.36



Your Detailed Account Summary

	This Year
Opening balance at 01/07/2022	327,855.49
<u>Increases to Member account during the period</u>	
Employer Contributions	863.54
Personal Contributions (Concessional)	
Personal Contributions (Non Concessional)	
Government Co-Contributions	
Other Contributions	
Proceeds of Insurance Policies	
Transfers In	77.94
Net Earnings	12,211.42
Internal Transfer In	
<u>Decreases to Member account during the period</u>	
Pensions Paid	
Contributions Tax	129.54
Income Tax	1,785.53
No TFN Excess Contributions Tax	
Excess Contributions Tax	
Refund Excess Contributions	
Division 293 Tax	
Insurance Policy Premiums Paid	
Management Fees	
Member Expenses	
Benefits Paid/Transfers Out	
Superannuation Surcharge Tax	
Internal Transfer Out	
Closing balance at 30/06/2023	339,093.32

Tarca Family Superannuation Fund

Members Statement

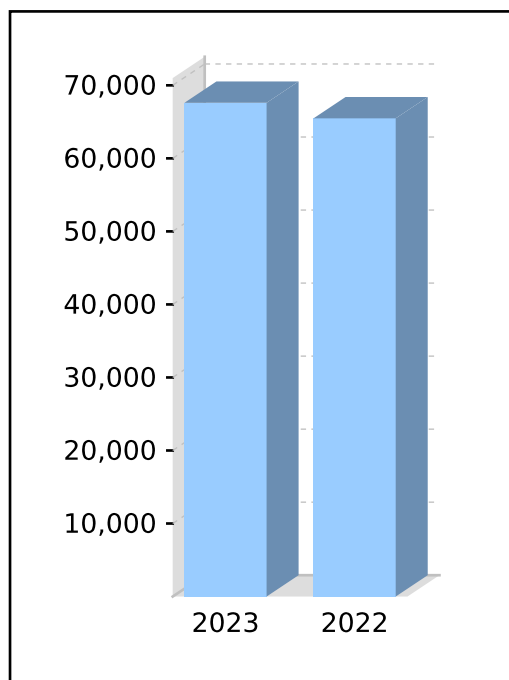
Angela Tarca
 53 First Avenue
 St Peters, South Australia, 5069, Australia

Your Details

Date of Birth :	Provided	Nominated Beneficiaries:	N/A
Age:	67	Nomination Type:	N/A
Tax File Number:	Provided	Vested Benefits:	67,610.81
Date Joined Fund:	20/08/2008	Total Death Benefit:	67,610.81
Service Period Start Date:		Current Salary:	0.00
Date Left Fund:		Previous Salary:	0.00
Member Code:	TARANG00001A	Disability Benefit:	0.00
Account Start Date:	20/08/2008		
Account Phase:	Accumulation Phase		
Account Description:	Accumulation		

Your Balance

Total Benefits	67,610.81
<u>Preservation Components</u>	
Preserved	
Unrestricted Non Preserved	67,610.81
Restricted Non Preserved	
<u>Tax Components</u>	
Tax Free	21,752.16
Taxable	45,858.65



Your Detailed Account Summary

	This Year
Opening balance at 01/07/2022	65,479.72
<u>Increases to Member account during the period</u>	
Employer Contributions	
Personal Contributions (Concessional)	
Personal Contributions (Non Concessional)	
Government Co-Contributions	53.60
Other Contributions	
Proceeds of Insurance Policies	
Transfers In	
Net Earnings	2,433.28
Internal Transfer In	
<u>Decreases to Member account during the period</u>	
Pensions Paid	
Contributions Tax	
Income Tax	355.79
No TFN Excess Contributions Tax	
Excess Contributions Tax	
Refund Excess Contributions	
Division 293 Tax	
Insurance Policy Premiums Paid	
Management Fees	
Member Expenses	
Benefits Paid/Transfers Out	
Superannuation Surcharge Tax	
Internal Transfer Out	
Closing balance at 30/06/2023	67,610.81

Tarca Family Superannuation Fund

Members Statement

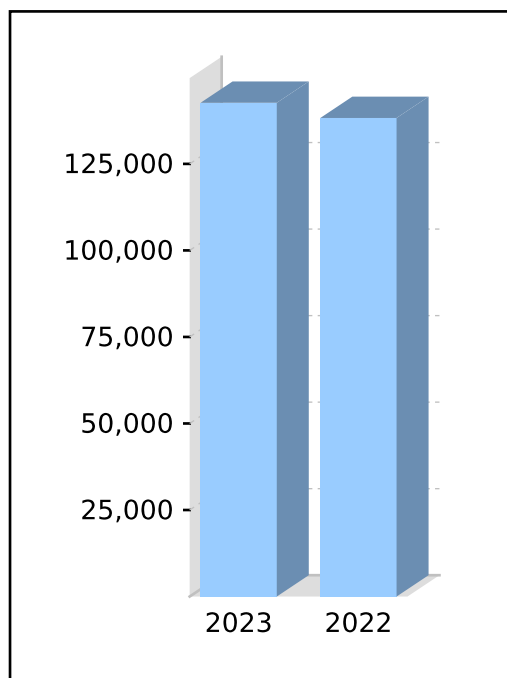
Dino Tarca
 2 Moon Crescent
 Highbury, South Australia, 5089, Australia

Your Details

Date of Birth :	Provided	Nominated Beneficiaries:	N/A
Age:	59	Nomination Type:	N/A
Tax File Number:	Provided	Vested Benefits:	142,650.06
Date Joined Fund:	29/03/2010	Total Death Benefit:	142,650.06
Service Period Start Date:		Current Salary:	0.00
Date Left Fund:		Previous Salary:	0.00
Member Code:	TARDIN00001A	Disability Benefit:	0.00
Account Start Date:	29/03/2010		
Account Phase:	Accumulation Phase		
Account Description:	Accumulation		

Your Balance

Total Benefits	142,650.06
<u>Preservation Components</u>	
Preserved	142,650.06
Unrestricted Non Preserved	
Restricted Non Preserved	
<u>Tax Components</u>	
Tax Free	32,064.30
Taxable	110,585.76



Your Detailed Account Summary

	This Year
Opening balance at 01/07/2022	138,264.47
<u>Increases to Member account during the period</u>	
Employer Contributions	
Personal Contributions (Concessional)	
Personal Contributions (Non Concessional)	
Government Co-Contributions	
Other Contributions	
Proceeds of Insurance Policies	
Transfers In	
Net Earnings	5,136.66
Internal Transfer In	
<u>Decreases to Member account during the period</u>	
Pensions Paid	
Contributions Tax	
Income Tax	751.07
No TFN Excess Contributions Tax	
Excess Contributions Tax	
Refund Excess Contributions	
Division 293 Tax	
Insurance Policy Premiums Paid	
Management Fees	
Member Expenses	
Benefits Paid/Transfers Out	
Superannuation Surcharge Tax	
Internal Transfer Out	
Closing balance at 30/06/2023	142,650.06

Tarca Family Superannuation Fund

Members Statement

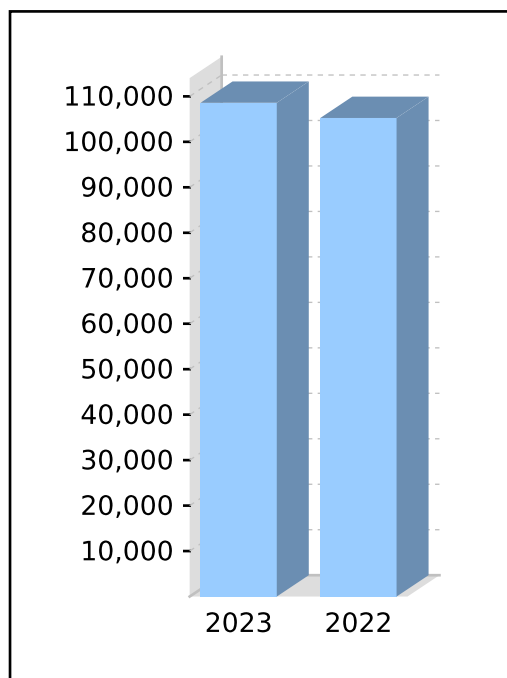
Tania Tarca
 2 Moon Crescent
 Highbury, South Australia, 5089, Australia

Your Details

Date of Birth :	Provided	Nominated Beneficiaries:	N/A
Age:	56	Nomination Type:	N/A
Tax File Number:	Provided	Vested Benefits:	108,588.00
Date Joined Fund:	29/03/2010	Total Death Benefit:	108,588.00
Service Period Start Date:		Current Salary:	0.00
Date Left Fund:		Previous Salary:	0.00
Member Code:	TARTAN00001A	Disability Benefit:	0.00
Account Start Date:	29/03/2010		
Account Phase:	Accumulation Phase		
Account Description:	Accumulation		

Your Balance

Total Benefits	108,588.00
<u>Preservation Components</u>	
Preserved	108,588.00
Unrestricted Non Preserved	
Restricted Non Preserved	
<u>Tax Components</u>	
Tax Free	8,490.95
Taxable	100,097.05



Your Detailed Account Summary

	This Year
Opening balance at 01/07/2022	105,248.23
<u>Increases to Member account during the period</u>	
Employer Contributions	
Personal Contributions (Concessional)	
Personal Contributions (Non Concessional)	
Government Co-Contributions	
Other Contributions	
Proceeds of Insurance Policies	
Transfers In	
Net Earnings	3,911.73
Internal Transfer In	
<u>Decreases to Member account during the period</u>	
Pensions Paid	
Contributions Tax	
Income Tax	571.96
No TFN Excess Contributions Tax	
Excess Contributions Tax	
Refund Excess Contributions	
Division 293 Tax	
Insurance Policy Premiums Paid	
Management Fees	
Member Expenses	
Benefits Paid/Transfers Out	
Superannuation Surcharge Tax	
Internal Transfer Out	
Closing balance at 30/06/2023	108,588.00

Tarca Family Superannuation Fund

Members Summary

As at 30 June 2023

Opening Balances	Increases				Decreases					Closing Balance	
	Contributions	Transfers In	Net Earnings	Insurance Proceeds	Pensions Paid	Contributions Tax	Taxes Paid	Benefits Paid/Transfers Out	Insurance Premiums		Member Expenses
Andrew Tarca (Age: 65)											
TARAND00001A - Accumulation											
327,855.49	863.54	77.94	12,211.42			129.54	1,785.53				339,093.32
327,855.49	863.54	77.94	12,211.42			129.54	1,785.53				339,093.32
Angela Tarca (Age: 67)											
TARANG00001A - Accumulation											
65,479.72	53.60		2,433.28				355.79				67,610.81
65,479.72	53.60		2,433.28				355.79				67,610.81
Dino Tarca (Age: 59)											
TARDIN00001A - Accumulation											
138,264.47			5,136.66				751.07				142,650.06
138,264.47			5,136.66				751.07				142,650.06
Tania Tarca (Age: 56)											
TARTAN00001A - Accumulation											
105,248.23			3,911.73				571.96				108,588.00
105,248.23			3,911.73				571.96				108,588.00
636,847.91	917.14	77.94	23,693.09			129.54	3,464.35				657,942.19

60400 - Bank Accounts

2023 Financial Year

Preparer Kelly Fu

Reviewer Kelly Fu

Status Completed

Account Code	Description	CY Balance	LY Balance	Change
MBL965514508	Macquarie CMA ***4508	\$488,058.51	\$459,747.65	6.16%
TOTAL		CY Balance	LY Balance	
		\$488,058.51	\$459,747.65	

Supporting Documents

- Bank Statement Report [Report](#)
- 60400 - Macq bank stmnts 2023.pdf

Standard Checklist

- Attach Copies of Bank Statements
- Attach copy of Bank Statement Report
- Ensure all Balances match Statement Balances at June 30
- Ensure all Transactions have been entered

Tarca Family Superannuation Fund

Bank Statement Report

For The Period 01 July 2022 to 30 June 2023

Chart Code: 60400 / MBL965514508

Account Name: Macquarie CMA ***4508

BSB and Account Number: 182512 965514508

Opening Balance - **Total Debits** + **Total Credits** = **Closing Balance**

\$ 459,747.65 \$ 513,145.44 \$ 541,456.30 \$ 488,058.51

Data Feed Used

BGL Bank Data Service

Date	Description	Debit \$	Credit \$	Ledger Balance \$	Statement Balance \$	Variance \$
01/07/2022	Opening Balance			459,747.65		
01/07/2022	ANZ DIVIDEND A073/00723732 DVND 56 [System Matched Income Data]		673.20	460,420.85	460,420.85	
05/07/2022	NAB INTERIM DIV DV231/01149785 DVND 56 [System Matched Income Data]		671.60	461,092.45	461,092.45	
27/07/2022	QUICKSUPER QUICKSPR3261380530 50		722.70	461,815.15	461,815.15	
29/07/2022	MACQUARIE CMA INTEREST PAID INTR 73		142.19	461,957.34	461,957.34	
05/08/2022	BPAY TO 2022 ANZ PAITREO BP	1,190.70		460,766.64	460,766.64	
11/08/2022	Newmark REIT DIS S00106228493 DVND 56		241.00	461,007.64	461,007.64	
17/08/2022	AUSTRALIANSUPER 800000001720581423 50 [SuperStream roll in at 16/08/2022 - PRN:800000001720581423]		77.94	461,085.58	461,085.58	
29/08/2022	QUICKSUPER QUICKSPR3285610395 50		140.84	461,226.42	461,226.42	
31/08/2022	MACQUARIE CMA INTEREST PAID INTR 73		309.56	461,535.98	461,535.98	
02/09/2022	NATIONAL STORAGE SEP22/00804718 57 [Amount Receivable ref 204078784]		405.00	461,940.98	461,940.98	
08/09/2022	MSWM - BOQSTD120 BANKBILL DT	250,000.00		211,940.98	211,940.98	
23/09/2022	WBCPH DST 001284630447 DVND 56 [System Matched Income Data]		348.64	212,289.62	212,289.62	
30/09/2022	MACQUARIE CMA INTEREST PAID INTR 73		230.54	212,520.16	212,520.16	
07/10/2022	SPARK NEW ZEALAN 001284846322 DVND 56 [System Matched Income Data]		402.09	212,922.25	212,922.25	
31/10/2022	MACQUARIE CMA INTEREST PAID INTR 73		252.21	213,174.46	213,174.46	

Tarca Family Superannuation Fund
Bank Statement Report

For The Period 01 July 2022 to 30 June 2023

Date	Description	Debit \$	Credit \$	Ledger Balance \$	Statement Balance \$	Variance \$
11/11/2022	Newmark REIT DIS S00106228493 DVND 56 [System Matched Income Data]		250.00	213,424.46	213,424.46	
28/11/2022	ATO ATO007000017215928 50		746.80	214,171.26	214,171.26	
30/11/2022	MACQUARIE CMA INTEREST PAID INTR 73		285.02	214,456.28	214,456.28	
01/12/2022	MSWM - S 7500 NSR @ 2.430455 50		18,027.90	232,484.18		
09/12/2022	PP TO PDK FINANCIAL PTY LTD 46	3,025.00		229,459.18	229,459.18	
14/12/2022	MSWM - B 310 VACF @ 48.640000 DT	6,258.51		223,200.67		
14/12/2022	NAB FINAL DIV DV232/00642677 DVND 56 [System Matched Income Data]		717.60	223,918.27	223,918.27	
15/12/2022	ANZ DIVIDEND A074/00721741 DVND 56		738.52	224,656.79	224,656.79	
20/12/2022	WBC DIVIDEND 001286569440 DVND 56 [System Matched Income Data]		678.40	225,335.19	225,335.19	
22/12/2022	WBCH DST 001287838599 DVND 56 [System Matched Income Data]		426.16	225,761.35	225,761.35	
30/12/2022	MACQUARIE CMA INTEREST PAID INTR 73		350.98	226,112.33	226,112.33	
06/01/2023	MSWM - BOQSTD120 BANKBILL 50 [MSWM - BOQSTD120 BANKBILL DT]		252,671.23	478,783.56		
06/01/2023	MSWM - BOQSTD120 BANKBILL 50 [MSWM - BOQSTD120 BANKBILL DT]	252,671.23		226,112.33	478,783.56	(252,671.23)
31/01/2023	MACQUARIE CMA INTEREST PAID INTR 73		438.00	226,550.33	226,550.33	
09/02/2023	ATO ATO007000017354545 50		53.60	226,603.93	226,603.93	
10/02/2023	Newmark REIT DIS S00106228493 DVND 56 [System Matched Income Data]		250.00	226,853.93	226,853.93	
28/02/2023	MACQUARIE CMA INTEREST PAID INTR 73		352.21	227,206.14	227,206.14	
22/03/2023	WBCH DST 001294884089 DVND 56 [System Matched Income Data]		443.36	227,649.50	227,649.50	
31/03/2023	MACQUARIE CMA INTEREST PAID INTR 73		414.77	228,064.27	228,064.27	
06/04/2023	SPARK NEW ZEALAN 001295081671 DVND 56		228.39	228,292.66		
20/04/2023	VACF PAYMENT APR23/00803190 DVND 56		52.24	228,344.90	228,344.90	

Tarca Family Superannuation Fund
Bank Statement Report

For The Period 01 July 2022 to 30 June 2023

Date	Description	Debit \$	Credit \$	Ledger Balance \$	Statement Balance \$	Variance \$
28/04/2023	MACQUARIE CMA INTEREST PAID INTR 73		394.00	228,738.90	228,738.90	
09/05/2023	MSWM - BOQSTD120 BANKBILL 50		255,994.03	484,732.93		
12/05/2023	Newmark REIT DIS S00106228493 DVND 56 [System Matched Income Data]		200.00	484,932.93		
31/05/2023	MACQUARIE CMA INTEREST PAID INTR 73		871.60	485,804.53	485,804.53	
22/06/2023	WBCPH DST 001298017904 DVND 56 [System Matched Income Data]		486.68	486,291.21	486,291.21	
27/06/2023	WBC DIVIDEND 001296473944 DVND 56 [System Matched Income Data]		742.00	487,033.21	487,033.21	
30/06/2023	MACQUARIE CMA INTEREST PAID INTR 73		1,025.30	488,058.51	487,033.21	1,025.30
30/06/2023	CLOSING BALANCE			488,058.51	487,033.21	1,025.30
		<u>513,145.44</u>	<u>541,456.30</u>			

BSB
182512

Account No.
000965514508

Account Name
ANDREW D TARCA & ANGELA M TARCA & DINO A
TARCA & TANIA TARCA ATF TARCA FAMILY
SUPERANNUATION FUND

Andrew Tarca
53 FIRST AVENUE
ST PETERS SA 5069



Cash Management Account Transaction Listing Report

From 1 July 2022 to 30 June 2023

Overview of this transaction listing report

Opening balance	- Total debits	+ Total credits	= Closing balance
\$459,747.65 CR	\$513,145.44	\$541,456.30	\$488,058.51 CR

Account Name

ANDREW D TARCA & ANGELA M TARCA & DINO A TARCA & TANIA TARCA ATF TARCA FAMILY SUPERANNUATION FUND

**Cash Management Account Transaction Listing Report****Your transactions**

Please check each entry on this report. If you think there is an error or unauthorised transaction, please contact us right away.

Date	Description	Debits	Credits	Balance
Jul 2022				
	Opening balance			459,747.65 CR
Jul 1	ANZ DIVIDEND A073/00723732		673.20	460,420.85 CR
Jul 5	NAB INTERIM DIV DV231/01149785		671.60	461,092.45 CR
Jul 27	QUICKSUPER QUICKSPR3261380530		722.70	461,815.15 CR
Jul 29	MACQUARIE CMA INTEREST PAID		142.19	461,957.34 CR
Aug 2022				
Aug 5	BPAY TO 2022 ANZ PAITREO	1,190.70		460,766.64 CR
Aug 11	Newmark REIT DIS S00106228493		241.00	461,007.64 CR
Aug 17	AUSTRALIANSUPER 800000001720581423		77.94	461,085.58 CR
Aug 29	QUICKSUPER QUICKSPR3285610395		140.84	461,226.42 CR
Aug 31	MACQUARIE CMA INTEREST PAID		309.56	461,535.98 CR
Sep 2022				
Sep 2	NATIONAL STORAGE SEP22/00804718		405.00	461,940.98 CR
Sep 8	MSWM - BOQSTD120 BANKBILL	250,000.00		211,940.98 CR
Sep 23	WBCPH DST 001284630447		348.64	212,289.62 CR
Sep 30	MACQUARIE CMA INTEREST PAID		230.54	212,520.16 CR
Oct 2022				
Oct 7	SPARK NEW ZEALAN 001284846322		402.09	212,922.25 CR
Oct 31	MACQUARIE CMA INTEREST PAID		252.21	213,174.46 CR
Nov 2022				
Nov 11	Newmark REIT DIS S00106228493		250.00	213,424.46 CR
Nov 28	ATO ATO007000017215928		746.80	214,171.26 CR
Nov 30	MACQUARIE CMA INTEREST PAID		285.02	214,456.28 CR
Dec 2022				
Dec 1	MSWM - S 7500 NSR @ 2.430455		18,027.90	232,484.18 CR
Dec 9	PP TO PDK FINANCIAL PTY LTD	3,025.00		229,459.18 CR
Dec 14	NAB FINAL DIV DV232/00642677		717.60	230,176.78 CR
Dec 14	MSWM - B 310 VACF @ 48.640000	6,258.51		223,918.27 CR
Dec 15	ANZ DIVIDEND A074/00721741		738.52	224,656.79 CR
Dec 20	WBC DIVIDEND 001286569440		678.40	225,335.19 CR
Dec 22	WBCH DST 001287838599		426.16	225,761.35 CR
Dec 30	MACQUARIE CMA INTEREST PAID		350.98	226,112.33 CR
Jan 2023				
Jan 6	MSWM - BOQSTD120 BANKBILL		252,671.23	478,783.56 CR
Jan 9	MSWM - BOQSTD120 BANKBILL	252,671.23		226,112.33 CR
Jan 31	MACQUARIE CMA INTEREST PAID		438.00	226,550.33 CR
Feb 2023				
Feb 9	ATO ATO007000017354545		53.60	226,603.93 CR

Account Name

ANDREW D TARCA & ANGELA M TARCA & DINO A TARCA & TANIA TARCA ATF TARCA FAMILY SUPERANNUATION FUND

**Cash Management Account Transaction Listing Report**

Date	Description	Debits	Credits	Balance
Feb 10	Newmark REIT DIS S00106228493		250.00	226,853.93 CR
Feb 28	MACQUARIE CMA INTEREST PAID		352.21	227,206.14 CR
Mar 2023				
Mar 22	WBCH DST 001294884089		443.36	227,649.50 CR
Mar 31	MACQUARIE CMA INTEREST PAID		414.77	228,064.27 CR
Apr 2023				
Apr 6	SPARK NEW ZEALAN 001295081671		228.39	228,292.66 CR
Apr 20	VACF PAYMENT APR23/00803190		52.24	228,344.90 CR
Apr 28	MACQUARIE CMA INTEREST PAID		394.00	228,738.90 CR
May 2023				
May 9	MSWM - BOQSTD120 BANKBILL		255,994.03	484,732.93 CR
May 12	Newmark REIT DIS S00106228493		200.00	484,932.93 CR
May 31	MACQUARIE CMA INTEREST PAID		871.60	485,804.53 CR
Jun 2023				
Jun 22	WBCPH DST 001298017904		486.68	486,291.21 CR
Jun 27	WBC DIVIDEND 001296473944		742.00	487,033.21 CR
Jun 30	MACQUARIE CMA INTEREST PAID		1,025.30	488,058.51 CR
Closing balance				488,058.51 CR

Check we have your latest details

New contact details? Contact us to update them.

End of transaction listing report

60800 - Term Deposits

2023 Financial Year

Preparer Kelly Fu

Reviewer Kelly Fu

Status Completed

Account Code	Description	CY Balance	LY Balance	Change
BOQSTD120	BOQ	\$0.00		0%
TOTAL		CY Balance	LY Balance	
		\$0.00		

Supporting Documents

◦ General Ledger [Report](#)

Standard Checklist

- Attach Copies of Statements and Interest slips
- Ensure all Transactions have been entered

Tarca Family Superannuation Fund

General Ledger

As at 30 June 2023

Transaction Date	Description	Units	Debit	Credit	Balance \$
Term Deposits (60800)					
<u>BOQ (BOQSTD120)</u>					
08/09/2022	MSWM - BOQSTD120 BANKBILL DT		250,000.00		250,000.00 DR
09/05/2023	MSWM - BOQSTD120 BANKBILL 50			250,000.00	0.00 DR
			250,000.00	250,000.00	0.00 DR

Total Debits: 250,000.00

Total Credits: 250,000.00

61800 - Distributions Receivable

2023 Financial Year

Preparer Kelly Fu

Reviewer Kelly Fu

Status Completed

Account Code	Description	CY Balance	LY Balance	Change
NPR.AX	Newmark Property Reit	\$200.00	\$241.00	(17.01)%
NSR.AX	National Storage Reit	\$0.00	\$405.00	100%
VACF.AX	Vanguard Australian Corp Fixed Interest Index Etf	\$60.03		100%
TOTAL		CY Balance	LY Balance	
		\$260.03	\$646.00	

Supporting Documents

- General Ledger [Report](#)
- NPR_Newmark_Property_REIT_June_2023_Distribution_2023_Aug_08.pdf [NPR.AX](#)
- VACF_Payment_Advice_2023_07_18.pdf [VACF.AX](#)

Standard Checklist

- Review aging of amounts receivable and comment on any delay in payment.

Tarca Family Superannuation Fund

General Ledger

As at 30 June 2023

Transaction Date	Description	Units	Debit	Credit	Balance \$
Distributions Receivable (61800)					
<u>Newmark Property Reit (NPR.AX)</u>					
01/07/2022	Opening Balance				241.00 DR
11/08/2022	Newmark REIT DIS S00106228493 DVND 56			241.00	0.00 DR
30/06/2023			200.00		200.00 DR
			200.00	241.00	200.00 DR
<u>National Storage Reit (NSR.AX)</u>					
01/07/2022	Opening Balance				405.00 DR
02/09/2022	NATIONAL STORAGE SEP22/00804718 57 [Amount Receivable ref 204078784]			405.00	0.00 DR
				405.00	0.00 DR
<u>Vanguard Australian Corp Fixed Interest Index Etf (VACF.AX)</u>					
30/06/2023			60.03		60.03 DR
			60.03		60.03 DR
Total Debits:	260.03				
Total Credits:	646.00				



Newmark Property REIT
Stapled Group Comprising
Newmark Hardware Trust (ARSN 161 274 111)
Newmark Capital (Chadstone) Property Trust (ARSN 648 280 219)
Responsible entity: Newmark REIT Management Limited (ABN 31 644 715 382)



MR ANDREW DOMENIC TARCA & MRS
ANGELA MARIA TARCA & MR DINO
TARCA & MRS TANIA TARCA
<TARCA FAMILY SUPER FUND A/C>
53 FIRST AVENUE
ST PETERS SA 5069

Reference Number: X*****8962
TFN/ABN Status: Quoted
Subregister: CHESS
Record Date: 30/06/2023
Payment Date: 11/08/2023

Distribution Statement

Payment Description: June 2023 Distribution
Security Class: Fully Paid Units Stapled Securities **ASX Code:** NPR

Number of units held at Record Date	Distribution Rate per unit	Gross Distribution ¹	Withholding Tax ²	Net Distribution Credited
10,000	2 cents	\$200.00	Nil	\$200.00

- All distributions are in Australian dollars.
- Withholding tax is deducted from the distribution if your TFN or ABN has not been recorded or if non-resident withholding tax applies.

Please contact Boardroom on 1300 737 760 or enquiries@boardroomlimited.com.au to update your details. Alternatively, you may log onto www.investorserve.com.au to submit your details.

Note: This statement must be retained by you to assist in the preparation of your income tax return. If you are in any doubt as to your tax position, you should seek professional advice.

Direct Credit Instruction

The total net payment has been paid in accordance with your instructions as shown below:

Bank Domicile: AUS **Receipt Currency:** AUD
Bank Account Type: Domestic **Amount Deposited:** \$200.00
Bank Code: 182-512
Account Number: *****508
Exchange Rate: N/A

Please retain this statement for taxation purposes

This page has been intentionally left blank



035832 000 VACF



MR ANDREW DOMENIC TARCA & MRS
ANGELA MARIA TARCA & MR DINO
TARCA & MRS TANIA TARCA
<TARCA FAMILY SUPER FUND A/C>
53 FIRST AVENUE
ST PETERS SA 5069

Manage your holdings



www.investorcentre.com/au



Computershare Investor Services Pty Limited
GPO Box 2975 Melbourne
Victoria 3001 Australia

Enquiries:



(within Australia) 1300 757 905
(outside Australia) +61 3 9415 4813

Holder Identification Number (HIN)

HIN WITHHELD

Record Date:

4 July 2023

Payment Date:

18 July 2023

Vanguard Distribution for the Period Ended 30 June 2023

Distribution Payment

ASX	Fund Name	Cash per Security (\$)	Units	Gross Cash Amount (\$)	Tax Withheld Amount (\$)	Net Cash Amount (\$)
VACF	Vanguard Australian Corporate Fixed Interest Index ETF	0.19363329	310	60.03	0.00	60.03
Total:				60.03	0.00	60.03

Your Payment Instruction:

MACQUARIE BANK LTD

BSB: 182-512

Account Number: XXXXXX08

Amount Deposited:

AUD\$60.03

If payment cannot be made to the above account, the distribution amount will be held as a non-interest bearing deposit pending receipt of your valid direct credit instructions. Register your instructions at www.investorcentre.com/au or call Computershare on 1300 757 905.

Note 1: You should refer to the Vanguard tax booklet for Australian domiciled Vanguard ETFs at www.vanguard.com.au/etf for more tax related information. Please retain this statement in a safe place as a charge may be levied for a replacement.

Note 2: If you require a cash payment to be re-issued, you may be charged an administrative fee which will be deducted from your payment. Fees are applicable to certain types of payments valued at over \$100 AU.

77600 - Shares in Listed Companies (Australian)

2023 Financial Year

Preparer Kelly Fu

Reviewer Kelly Fu

Status Completed

Account Code	Description	CY Units	CY Balance	LY Units	LY Balance	Change
ANZ.AX	Australia And New Zealand Banking Group Limited	998.000000	\$23,662.58	935.000000	\$20,598.05	14.88%
NAB.AX	National Australia Bank Limited	920.000000	\$24,260.40	920.000000	\$25,198.80	(3.72)%
SPK.AX	Spark New Zealand Limited	1825.000000	\$8,522.75	3650.000000	\$15,804.50	(46.07)%
WBC.AX	Westpac Banking Corporation	1060.000000	\$22,620.40	1060.000000	\$20,670.00	9.44%
TOTAL		CY Units	CY Balance	LY Units	LY Balance	
		4803.000000	\$79,066.13	6565.000000	\$82,271.35	

Supporting Documents

- ANZ_Corporate_Action_Confirmation_2022_08_24.pdf
- 77600, 78200 - Portfolio holdings at 30.6.2023.pdf
- 24700 - Share buy and sell 2023.pdf

Standard Checklist

- Attach Balance Review Report
- Attach copies of HIN/SRN or Chess Statements, Broker Statements, Contract Notes Corporate Action documentation and any other relevant Source Documentation
- Attach Investment Movement Report
- Ensure all Investments are valued correctly at June 30
- Ensure the investment is in accordance with the Fund's investment strategy

Morgan Stanley

TARCA FAMILY SUPERANNUATION FUND
53 FIRST AVENUE
ST PETERS SA 5069

Adviser: ADAM GRIFFITHS
Phone: +61 8 8456 6137
E-mail: adam.griffiths@morganstanley.com
Account No: 1488063
Portfolio Id: TARCA

Page 1 of 1

Portfolio Holdings as at 30th June, 2023

Security	Description	Number of Units	Market [#] Price (\$)	Market [#] Value (\$)	% of Portfolio	PE Ratio (1)	Income Yield (2)	Annual Income (3)
ANZ	ANZ GROUP HOLDINGS FPO	998	23.710000	23,662.58	4%	9.8	6.54%	1,546.90
MIMLA	MACQUARIE CASH MANAGEMENT ACCOUNT		0.000000	488,058.51	77%			
NAB	NATIONAL AUST. BANK FPO	920	26.370000	24,260.40	4%	11.4	6.11%	1,481.20
NPR	NEWMARK PROPERTY STAPLED	10,000	1.295000	12,950.00	2%	5.5	6.95%	900.00
SPK	SPARK NEW ZEALAND FPO NZX	1,825	4.670000	8,522.75	1%	8.9	5.04%	429.42
VACF	VAN AUS CORP FI ETF ETF UNITS	310	48.780000	15,121.80	2%	(164.4)	0.94%	142.88
WBC	WESTPAC BANKING CORP FPO	1,060	21.340000	22,620.40	4%	11.6	6.28%	1,420.40
WBCPH	WESTPAC BANKING CORP CAP NOTE 3-BBSW+3.20% PERP NON-CUM RED T-09-25	400	101.710000	40,684.00	6%		4.64%	1,887.00
				635,880.44				7,807.80

a/c 77600 \$79,066.13

a/c 78200 \$68,755.80

(1) PE Ratio is stock price divided by its historic earnings per share

(2) Income Yield is historic dividends divided by the share price

(3) Annual Income is historic ordinary dividends multiplied by the number of units held

Market value of ASX listed securities is calculated using last sale prices received prior to report run time

Report Run at 20:43 04/07/2023

Morgan Stanley Wealth Management Australia Pty Ltd (ABN 19 009 145 555, AFSL No. 240813) is a Participant of ASX Group. All information, opinions and estimates presented in this report are applicable as at the date of issue, and are subject to change without notice. This report does not represent accountancy or taxation advice and clients should seek professional advice on these matters. Morgan Stanley has the ability to include in your statements holdings that are not sponsored under a Holder Identification Number ('HIN') controlled by Morgan Stanley. In the event that non-sponsored securities are included in your statements please note they are reported on a best endeavours basis and may be inaccurate, as Morgan Stanley relies on information provided by you and third parties. With respect to Cash holdings, please refer to your Cash Management Account provider for your official statement. Morgan Stanley makes no representation or warranty with respect to the accuracy or completeness of such information. If it has been included, cost price data may be based on information provided by you, and as such Morgan Stanley cannot guarantee its accuracy or completeness.



Australia and New Zealand Banking Group Limited
ABN 11 005 357 522

061306 047 ANZ



MR ANDREW DOMENIC TARCA & MRS
ANGELA MARIA TARCA & MR DINO
TARCA & MRS TANIA TARCA
<TARCA FAMILY SUPER FUND A/C>
53 FIRST AVENUE
ST PETERS SA 5069

Incorporated in Victoria

ASX Code: ANZ

Security class: ORDINARY SHARES

Update your information:



Online:
anz.com/easyupdate



By Mail:
Computershare Investor Services Pty Limited
GPO Box 2975 Melbourne
Victoria 3001 Australia

Enquiries:

(within Australia) 1800 113 399
(international) +61 3 9415 4010

Holder Identification Number (HIN)

HIN WITHHELD

Important: You will need to quote this number and name of issuer for all future dealings in these securities. Keep it safe and confidential.

Tax File Number/ABN:

ABN quoted/ABN quoted

Page Number:

1 of 1

CHES Allotment Confirmation Notice as at 24 August 2022

**THIS ADVICE CONFIRMS THE ALLOTMENT OF 63
ORDINARY SHARES IN AUSTRALIA AND NEW
ZEALAND BANKING GROUP LIMITED ON 24 AUGUST
2022 TO THE ABOVE NAMED PURSUANT TO THE
RETAIL ENTITLEMENT OFFER.**

IF THE DETAILS ABOVE ARE INCORRECT, PLEASE ADVISE THIS OFFICE IMMEDIATELY

Financial Adviser: ADAM GRIFFITHS

A/C No: 1488063
 TARCA FAMILY SUPERANNUATION FUND

Statement Period: 01 July 2022 to 30 June 2023

Produced On: 04 July 2023

Transaction Date	Settlement Date	Reference	Transaction Details	Debit	Credit	Balance
AUSTRALIAN DOLLARS (AUD)						
01 Jul 2022			Opening Balance			0.00
08 Sep 2022		B77034	BOQSTD120 @ 3.25 Maturity 06/01/2023	250,000.00		250,000.00
08 Sep 2022		R4982113	MIMLARTGS DIRECT DEBIT No. 4982113		250,000.00	0.00
29 Nov 2022	01 Dec 2022	C8260025	S 7500 NSR @ 2.430455		18,027.90	18,027.90 CR
01 Dec 2022		P4338730	Direct Transfer - Payee ANDREW D TARCA & ANGELA M TARCA & DINO A TARCA & TANIA TARCA ATF TARCA FAMILY SUPERANNUATION FUN	18,027.90		0.00
12 Dec 2022	14 Dec 2022	C8264560	S 1825 SPK @ 4.990000		8,985.75	8,985.75 CR
12 Dec 2022	14 Dec 2022	C8264582	B 310 VACF @ 48.640000	15,244.26		6,258.51
14 Dec 2022		R5007173	MIMLARTGS DIRECT DEBIT No. 5007173		6,258.51	0.00
06 Jan 2023		B77034	BOQSTD120 @ 3.25 Maturity 06/01/2023		252,671.23	252,671.23 CR
06 Jan 2023		P4344419	Direct Transfer - Payee ANDREW D TARCA & ANGELA M TARCA & DINO A TARCA & TANIA TARCA ATF TARCA FAMILY SUPERANNUATION FUN	252,671.23		0.00
09 Jan 2023		B78081	BOQSTD120 @ 4 Maturity 09/05/2023	252,671.23		252,671.23
09 Jan 2023		R5010563	MIMLARTGS DIRECT DEBIT No. 5010563		252,671.23	0.00
09 May 2023		B78081	BOQSTD120 @ 4 Maturity 09/05/2023		255,994.03	255,994.03 CR
09 May 2023		P4375188	Direct Transfer - Payee ANDREW D TARCA & ANGELA M TARCA & DINO A TARCA & TANIA TARCA ATF TARCA FAMILY SUPERANNUATION FUN	255,994.03		0.00
30 Jun 2023			Closing Balance			0.00

Important Information

This statement is issued by Morgan Stanley Wealth Management Australia Pty Ltd ("Morgan Stanley") (ABN 19 009 145 555, AFSL No. 240813) a Participant of ASX Group. Although the information made available in this statement is believed to be reliable, we do not guarantee its accuracy and it may be incomplete or condensed. The statement is subject to the correction of errors and omissions. Please contact your financial adviser if you become aware of any errors or omissions. You acknowledge that any transactions undertaken by us on your behalf are subject to the terms and conditions provided by us from time to time. You acknowledge that we will not be liable to you for any damages suffered or losses incurred by you as a result of any errors in and omissions from this statement. Please contact your financial adviser for additional details.

77800 - Shares in Unlisted Private Companies (Australian)

2023 Financial Year

Preparer Kelly Fu

Reviewer Kelly Fu

Status Completed

Account Code	Description	CY Units	CY Balance	LY Units	LY Balance	Change
LVP	Las Vegas Properties Pty Ltd	0.000000	\$0.00	174.000000	\$174.00	100%
LVPM	Las Vegas Properties Management Pty Ltd	0.000000	\$0.00	174.000000	\$174.00	100%
TOTAL		CY Units	CY Balance	LY Units	LY Balance	
		0.000000	\$0.00	348.000000	\$348.00	

Supporting Documents

- LVPPL - signed company de-registration agreement.pdf

Standard Checklist

- Attach copies of Statements and Source Documentation
- Attach Investment Movement Report
- Ensure all Investments are valued correctly at June 30
- Ensure the investment is in accordance with the Fund's investment strategy
- Ensure the investment is in accordance with the SIS Act

Notes

Kelly Fu

Note

18/09/2023 12:30

Please note, Las Vegas Properties Pty Ltd and Las Vegas Properties Management Pty Ltd are under processing of de-registrations.

13 July 2022
Our Ref: 310995_1

Las Vegas Properties Pty Ltd

I Phillip Bourde do hereby agree that I understand by deregistering this company, I close all company assets.

This includes;

any bank accounts in the company's name, regardless of the balance

all company property (e.g. vehicles, land, shares, trade marks, intellectual property, leases, permits)

if the company was a trustee, a new trustee has been appointed and no trust property remains registered in the company's name

all registered business names held by the company will be cancelled

any licenses held by the company are cancelled or ceased



SIGNATURE OF APPLICANT

78200 - Units in Listed Unit Trusts (Australian)

2023 Financial Year

Preparer Kelly Fu

Reviewer Kelly Fu

Status Completed

Account Code	Description	CY Units	CY Balance	LY Units	LY Balance	Change
NPR.AX	Newmark Property Reit	10000.000000	\$12,950.00	10000.000000	\$13,950.00	(7.17)%
NSR.AX	National Storage Reit	0.000000	\$0.00	7500.000000	\$16,050.00	100%
VACF.AX	Vanguard Australian Corp Fixed Interest Index Etf	310.000000	\$15,121.80			100%
WBCPH.AX	Westpac Banking Corporation	400.000000	\$40,684.00	400.000000	\$40,204.00	1.19%
TOTAL		CY Units	CY Balance	LY Units	LY Balance	
		10710.000000	\$68,755.80	17900.000000	\$70,204.00	

Supporting Documents

- Investment Movement Report [Report](#)
- 77600, 78200 - Portfolio holdings at 30.6.2023.pdf

Standard Checklist

- Attach copies of Statements and Source Documentation
- Attach Investment Movement Report
- Ensure all Investments are valued correctly at June 30
- Ensure the investment is in accordance with the Fund's investment strategy
- Ensure the investment is in accordance with the SIS Act

Morgan Stanley

TARCA FAMILY SUPERANNUATION FUND
53 FIRST AVENUE
ST PETERS SA 5069

Adviser: ADAM GRIFFITHS
Phone: +61 8 8456 6137
E-mail: adam.griffiths@morganstanley.com
Account No: 1488063
Portfolio Id: TARCA

Page 1 of 1

Portfolio Holdings as at 30th June, 2023

Security	Description	Number of Units	Market [#] Price (\$)	Market [#] Value (\$)	% of Portfolio	PE Ratio (1)	Income Yield (2)	Annual Income (3)
ANZ	ANZ GROUP HOLDINGS FPO	998	23.710000	23,662.58	4%	9.8	6.54%	1,546.90
MIMLA	MACQUARIE CASH MANAGEMENT ACCOUNT		0.000000	488,058.51	77%			
NAB	NATIONAL AUST. BANK FPO	920	26.370000	24,260.40	4%	11.4	6.11%	1,481.20
NPR	NEWMARK PROPERTY STAPLED	10,000	1.295000	12,950.00	2%	5.5	6.95%	900.00
SPK	SPARK NEW ZEALAND FPO NZX	1,825	4.670000	8,522.75	1%	8.9	5.04%	429.42
VACF	VAN AUS CORP FI ETF ETF UNITS	310	48.780000	15,121.80	2%	(164.4)	0.94%	142.88
WBC	WESTPAC BANKING CORP FPO	1,060	21.340000	22,620.40	4%	11.6	6.28%	1,420.40
WBCPH	WESTPAC BANKING CORP CAP NOTE 3-BBSW+3.20% PERP NON-CUM RED T-09-25	400	101.710000	40,684.00	6%		4.64%	1,887.00
				635,880.44				7,807.80

a/c 77600 \$79,066.13

a/c 78200 \$68,755.80

(1) PE Ratio is stock price divided by its historic earnings per share

(2) Income Yield is historic dividends divided by the share price

(3) Annual Income is historic ordinary dividends multiplied by the number of units held

Market value of ASX listed securities is calculated using last sale prices received prior to report run time

Report Run at 20:43 04/07/2023

Morgan Stanley Wealth Management Australia Pty Ltd (ABN 19 009 145 555, AFSL No. 240813) is a Participant of ASX Group. All information, opinions and estimates presented in this report are applicable as at the date of issue, and are subject to change without notice. This report does not represent accountancy or taxation advice and clients should seek professional advice on these matters. Morgan Stanley has the ability to include in your statements holdings that are not sponsored under a Holder Identification Number ('HIN') controlled by Morgan Stanley. In the event that non-sponsored securities are included in your statements please note they are reported on a best endeavours basis and may be inaccurate, as Morgan Stanley relies on information provided by you and third parties. With respect to Cash holdings, please refer to your Cash Management Account provider for your official statement. Morgan Stanley makes no representation or warranty with respect to the accuracy or completeness of such information. If it has been included, cost price data may be based on information provided by you, and as such Morgan Stanley cannot guarantee its accuracy or completeness.

Tarca Family Superannuation Fund

Investment Movement Report

As at 30 June 2023

Investment	Opening Balance		Additions		Disposals			Closing Balance		
	Units	Cost	Units	Cost	Units	Cost	Accounting Profit/(Loss)	Units	Cost	Market Value
Bank Accounts										
Macquarie CMA ***4508		459,747.65		541,456.30		(513,145.44)			488,058.51	488,058.51
		459,747.65		541,456.30		(513,145.44)			488,058.51	488,058.51
Term Deposits										
BOQ				250,000.00		(250,000.00)			0.00	0.00
				250,000.00		(250,000.00)			0.00	0.00
Shares in Listed Companies (Australian)										
ANZ.AX - Australia And New Zealand Banking Group Limited	935.00	20,070.00	63.00	1,190.70				998.00	21,260.70	23,662.58
NAB.AX - National Australia Bank Limited	920.00	20,171.25						920.00	20,171.25	24,260.40
SPK.AX - Spark New Zealand Limited	3,650.00	15,263.29			(1,825.00)	(7,631.64)	1,354.11	1,825.00	7,631.65	8,522.75
WBC.AX - Westpac Banking Corporation	1,060.00	20,135.30						1,060.00	20,135.30	22,620.40
		75,639.84		1,190.70		(7,631.64)	1,354.11		69,198.90	79,066.13
Shares in Unlisted Private Companies (Australian)										
LVPM - Las Vegas Properties Management Pty Ltd	174.00	174.00			(174.00)	(174.00)	(174.00)		0.00	
LVP - Las Vegas Properties Pty Ltd	174.00	174.00			(174.00)	(174.00)	(174.00)		0.00	

Tarca Family Superannuation Fund

Investment Movement Report

As at 30 June 2023

Investment	Opening Balance		Additions		Disposals			Closing Balance		Market Value
	Units	Cost	Units	Cost	Units	Cost	Accounting Profit/(Loss)	Units	Cost	
		348.00				(348.00)	(348.00)		0.00	
Units in Listed Unit Trusts (Australian)										
NSR.AX - National Storage Reit	7,500.00	15,240.83			(7,500.00)	(15,240.83)	2,787.07		0.00	
NPR.AX - Newmark Property Reit	10,000.00	19,200.63						10,000.00	19,200.63	12,950.00
VACF.AX - Vanguard Australian Corp Fixed Interest Index Etf			310.00	15,244.26				310.00	15,244.26	15,121.80
WBCPH.AX - Westpac Banking Corporation	400.00	40,492.00						400.00	40,492.00	40,684.00
		74,933.46		15,244.26		(15,240.83)	2,787.07		74,936.89	68,755.80
		610,668.95		807,891.26		(786,365.91)	3,793.18		632,194.30	635,880.44

85000 - Income Tax Payable/Refundable

2023 Financial Year

Preparer Kelly Fu

Reviewer Kelly Fu

Status Completed

Account Code	Description	CY Balance	LY Balance	Change
85000	Income Tax Payable/Refundable	\$20.70	\$1,005.80	(97.94)%
TOTAL		CY Balance	LY Balance	
		\$20.70	\$1,005.80	

Supporting Documents

- Tax Reconciliation Report [Report](#)
- Statement of Taxable Income [Report](#)
- 85000 - ATO ITA, ICA 2023.pdf

Standard Checklist

- Attach Actuarial Certificate (if applicable)
- Attach any other Tax reconciliations
- Attach copy of Exempt Pension Reconciliation (if applicable)
- Attach copy of Non Deductible Expense Reconciliation (if applicable)
- Attach copy of Statement of Taxable Income
- Attach copy of Tax Reconciliation Report
- Confirm Transactions in ATO Portal

Tarca Family Superannuation Fund

Statement of Taxable Income

For the year ended 30 June 2023

	2023
	\$
Benefits accrued as a result of operations	21,917.67
Less	
Non Taxable Transfer In	77.94
Increase in MV of investments	1,784.09
Realised Accounting Capital Gains	3,793.18
Accounting Trust Distributions	2,717.11
Non Taxable Contributions	53.60
	<u>8,425.92</u>
Add	
Franking Credits	2,659.24
Credit for Tax Withheld - Foreign resident withholding	111.26
Taxable Trust Distributions	2,020.54
Distributed Foreign income	51.93
	<u>4,842.97</u>
SMSF Annual Return Rounding	(2.72)
	<u>18,332.00</u>
Taxable Income or Loss	18,332.00
Income Tax on Taxable Income or Loss	2,749.80
Less	
Franking Credits	2,659.24
Credit for Tax Withheld - Foreign resident withholding	111.26
	<u>(2,770.50)</u>
CURRENT TAX OR REFUND	(20.70)
Supervisory Levy	259.00
	<u>238.30</u>
AMOUNT DUE OR REFUNDABLE	238.30

Tarca Family Superannuation Fund

Tax Reconciliation Report

For the year ended 30 June 2023

Tax Return Label	Date	Account Code	Account Name	Amount \$
C - Income - Gross interest				
	29/07/2022	25000/MBL965514508	Macquarie CMA ***4508	142.19
	31/08/2022	25000/MBL965514508	Macquarie CMA ***4508	309.56
	30/09/2022	25000/MBL965514508	Macquarie CMA ***4508	230.54
	31/10/2022	25000/MBL965514508	Macquarie CMA ***4508	252.21
	30/11/2022	25000/MBL965514508	Macquarie CMA ***4508	285.02
	30/12/2022	25000/MBL965514508	Macquarie CMA ***4508	350.98
	31/01/2023	25000/MBL965514508	Macquarie CMA ***4508	438.00
	28/02/2023	25000/MBL965514508	Macquarie CMA ***4508	352.21
	31/03/2023	25000/MBL965514508	Macquarie CMA ***4508	414.77
	28/04/2023	25000/MBL965514508	Macquarie CMA ***4508	394.00
	09/05/2023	25000/BOQSTD120	BOQ	5,994.03
	31/05/2023	25000/MBL965514508	Macquarie CMA ***4508	871.60
	30/06/2023	25000/MBL965514508	Macquarie CMA ***4508	1,025.30
Sub-Total				11,060.41
Ignore Cents				0.41
Total				11,060.00
D1 - Income - Gross foreign income				
	07/10/2022	23900/SPK.AX	Spark New Zealand Limited	473.04
	06/04/2023	23900/SPK.AX	Spark New Zealand Limited	268.70
	30/06/2023	23800/VACF.AX	Vanguard Australian Corp Fixed Interest Index Etf	51.93
Sub-Total				793.67
Ignore Cents				0.67
Total				793.00
D - Income - Net foreign income				
	07/10/2022	23900/SPK.AX	Spark New Zealand Limited	473.04
	06/04/2023	23900/SPK.AX	Spark New Zealand Limited	268.70
	30/06/2023	23800/VACF.AX	Vanguard Australian Corp Fixed Interest Index Etf	51.93
Sub-Total				793.67
Ignore Cents				0.67
Total				793.00
E - Income - Australian franking credits from a New Zealand company				
	07/10/2022	23900/SPK.AX	Spark New Zealand Limited	70.95
	06/04/2023	23900/SPK.AX	Spark New Zealand Limited	48.51
Sub-Total				119.46
Ignore Cents				0.46
Total				119.00
K - Franked dividend amount				
	01/07/2022	23900/ANZ.AX	Australia And New Zealand Banking Group Limited	673.20
	05/07/2022	23900/NAB.AX	National Australia Bank Limited	671.60
	14/12/2022	23900/NAB.AX	National Australia Bank Limited	717.60

Tarca Family Superannuation Fund

Tax Reconciliation Report

For the year ended 30 June 2023

Tax Return Label	Date	Account Code	Account Name	Amount \$
K - Franked dividend amount				
	15/12/2022	23900/ANZ.AX	Australia And New Zealand Banking Group Limited	738.52
	20/12/2022	23900/WBC.AX	Westpac Banking Corporation	678.40
	27/06/2023	23900/WBC.AX	Westpac Banking Corporation	742.00
Sub-Total				4,221.32
Ignore Cents				0.32
Total				4,221.00
L - Income - Dividend franking credit				
	01/07/2022	23900/ANZ.AX	Australia And New Zealand Banking Group Limited	288.51
	05/07/2022	23900/NAB.AX	National Australia Bank Limited	287.83
	14/12/2022	23900/NAB.AX	National Australia Bank Limited	307.54
	15/12/2022	23900/ANZ.AX	Australia And New Zealand Banking Group Limited	316.51
	20/12/2022	23900/WBC.AX	Westpac Banking Corporation	290.74
	27/06/2023	23900/WBC.AX	Westpac Banking Corporation	318.00
Sub-Total				1,809.13
Ignore Cents				0.13
Total				1,809.00
M - Gross trust distributions				
	23/09/2022	23800/WBCPH.AX	Westpac Banking Corporation	498.06
	22/12/2022	23800/WBCPH.AX	Westpac Banking Corporation	608.80
	22/03/2023	23800/WBCPH.AX	Westpac Banking Corporation	633.37
	22/06/2023	23800/WBCPH.AX	Westpac Banking Corporation	695.26
	30/06/2023	23800/NPR.AX	Newmark Property Reit	242.78
	30/06/2023	23800/VACF.AX	Vanguard Australian Corp Fixed Interest Index Etf	72.92
Sub-Total				2,751.19
Ignore Cents				0.19
Total				2,751.00
R1 - Assessable employer contributions				
	27/07/2022	24200/TARAND00001A	(Contributions) Tarca, Andrew - Accumulation (Accumulation)	722.70
	29/08/2022	24200/TARAND00001A	(Contributions) Tarca, Andrew - Accumulation (Accumulation)	140.84
Sub-Total				863.54
Ignore Cents				0.54
Total				863.00
R - Assessable contributions (R1 plus R2 plus R3 less R6)				
			Assessable employer contributions	863.54
Sub-Total				863.54
Ignore Cents				0.54
Total				863.00
W - GROSS INCOME (Sum of labels A to U)				

Tarca Family Superannuation Fund

Tax Reconciliation Report

For the year ended 30 June 2023

Tax Return Label	Date	Account Code	Account Name	Amount \$
W - GROSS INCOME (Sum of labels A to U)				
				21,616.00
Sub-Total				21,616.00
Ignore Cents				0.00
Total				21,616.00
V - TOTAL ASSESSABLE INCOME (W less Y)				
				21,616.00
Sub-Total				21,616.00
Ignore Cents				0.00
Total				21,616.00
H1 - Expenses - SMSF auditor fee				
	09/12/2022	30700	Auditor's Remuneration	825.00
Sub-Total				825.00
Ignore Cents				0.00
Total				825.00
J1 - Expenses - Management and administration expenses				
	09/12/2022	30100	Accountancy Fees	2,200.00
	28/11/2022	30400	ATO Supervisory Levy	259.00
Sub-Total				2,459.00
Ignore Cents				0.00
Total				2,459.00
N - TOTAL DEDUCTIONS				
				3,284.00
Sub-Total				3,284.00
Ignore Cents				0.00
Total				3,284.00
O - TAXABLE INCOME OR LOSS				
				18,332.00
Sub-Total				18,332.00
Ignore Cents				0.00
Total				18,332.00
Z - TOTAL SMSF EXPENSES				
				3,284.00
Sub-Total				3,284.00
Ignore Cents				0.00
Total				3,284.00
A - Taxable income				
				18,332.00
Sub-Total				18,332.00
Ignore Cents				0.00
Total				18,332.00

Tarca Family Superannuation Fund

Tax Reconciliation Report

For the year ended 30 June 2023

Tax Return Label	Date	Account Code	Account Name	Amount \$
T1 - Tax on taxable income				
				2,749.80
Sub-Total				2,749.80
Ignore Cents				0.00
Total				2,749.80
B - Gross Tax				
				2,749.80
Sub-Total				2,749.80
Ignore Cents				0.00
Total				2,749.80
T2 - SUBTOTAL				
				2,749.80
Sub-Total				2,749.80
Ignore Cents				0.00
Total				2,749.80
T3 - SUBTOTAL 2				
				2,749.80
Sub-Total				2,749.80
Ignore Cents				0.00
Total				2,749.80
E1 - Complying fund's franking credits tax offset				
	01/07/2022	23900/ANZ.AX	Australia And New Zealand Banking Group Limited	288.51
	05/07/2022	23900/NAB.AX	National Australia Bank Limited	287.83
	07/10/2022	23900/SPK.AX	Spark New Zealand Limited	70.95
	14/12/2022	23900/NAB.AX	National Australia Bank Limited	307.54
	15/12/2022	23900/ANZ.AX	Australia And New Zealand Banking Group Limited	316.51
	20/12/2022	23900/WBC.AX	Westpac Banking Corporation	290.74
	06/04/2023	23900/SPK.AX	Spark New Zealand Limited	48.51
	27/06/2023	23900/WBC.AX	Westpac Banking Corporation	318.00
	23/09/2022	23800/WBCPH.AX	Westpac Banking Corporation	149.42
	22/12/2022	23800/WBCPH.AX	Westpac Banking Corporation	182.64
	22/03/2023	23800/WBCPH.AX	Westpac Banking Corporation	190.01
	22/06/2023	23800/WBCPH.AX	Westpac Banking Corporation	208.58
Sub-Total				2,659.24
Ignore Cents				0.00
Total				2,659.24
E - Refundable tax offsets				
				2,659.24
Sub-Total				2,659.24
Ignore Cents				0.00
Total				2,659.24

Tarca Family Superannuation Fund

Tax Reconciliation Report

For the year ended 30 June 2023

Tax Return Label	Date	Account Code	Account Name	Amount
T5 - TAX PAYABLE				
				90.56
Sub-Total				90.56
Ignore Cents				0.00
Total				90.56
H2 - Credit for tax withheld – foreign resident withholding				
	07/10/2022	23900/SPK.AX	Spark New Zealand Limited	70.95
	06/04/2023	23900/SPK.AX	Spark New Zealand Limited	40.31
Sub-Total				111.26
Ignore Cents				0.00
Total				111.26
H - Eligible credits				
				111.26
Sub-Total				111.26
Ignore Cents				0.00
Total				111.26
L - Supervisory levy				
				259.00
Sub-Total				259.00
Ignore Cents				0.00
Total				259.00
S - AMOUNT DUE OR REFUNDABLE				
				238.30
Sub-Total				238.30
Ignore Cents				0.00
Total				238.30



Australian Government
Australian Taxation Office

Agent PDK FINANCIAL SYNERGY PTY LTD
Client THE TRUSTEE FOR TARCA FAMILY SUPERANNUATION FUND
ABN 95 832 414 232
TFN 887 219 120

Income tax 551

Date generated	14 September 2023
Overdue	\$0.00
Not yet due	\$0.00
Balance	\$0.00

Transactions

2 results found - from **01 July 2022** to **14 September 2023** sorted by **processed date** ordered **newest to oldest**

Processed date	Effective date	Description	Debit (DR)	Credit (CR)	Balance
23 Nov 2022	28 Nov 2022	EFT refund for Income Tax for the period from 01 Jul 21 to 30 Jun 22	\$746.80		\$0.00
23 Nov 2022	23 Nov 2022	Tax return Self Man Superfund - Income Tax for the period from 01 Jul 21 to 30 Jun 22		\$746.80	\$746.80 CR



Australian Government
Australian Taxation Office

Agent PDK FINANCIAL SYNERGY PTY LTD
Client THE TRUSTEE FOR TARCA FAMILY SUPERANNUATION FUND
ABN 95 832 414 232
TFN 887 219 120

Activity statement 001

Date generated	14 September 2023
Overdue	\$0.00
Not yet due	\$0.00
Balance	\$0.00

Transactions

0 results found - from **01 July 2022** to **14 September 2023** sorted by **processed date** ordered **newest to oldest**

89000 - Deferred Tax Liability/Asset

2023 Financial Year

Preparer Kelly Fu

Reviewer Kelly Fu

Status Completed

Account Code	Description	CY Balance	LY Balance	Change
89000	Deferred Tax Liability/Asset	\$21,781.02	\$22,625.11	(3.73)%
TOTAL		CY Balance	LY Balance	
		\$21,781.02	\$22,625.11	

Supporting Documents

- Deferred Tax Reconciliation Report [Report](#)

Standard Checklist

- Attach copy of Deferred Tax Reconciliation Report

Tarca Family Superannuation Fund
Deferred Tax Reconciliation

For The Period 01 July 2022 - 30 June 2023

Investment Code	Investment Name	Revaluation/Tax Deferred	Permanent Difference (Non-Assessable)	Temporary Difference (Assessable)	Temporary Difference (Accumulation Portion)
Revaluations					
NPR.AX	Newmark Property Reit	(1,000.00)	(333.33)	(666.67)	(666.67)
VACF.AX	Vanguard Australian Corp Fixed Interest Index Etf	(122.46)	(40.82)	(81.64)	(81.64)
ANZ.AX	Australia And New Zealand Banking Group Limited	1,873.83	624.61	1,249.22	1,249.22
NSR.AX	National Storage Reit	(809.17)	(269.72)	(539.45)	(539.45)
NAB.AX	National Australia Bank Limited	(938.40)	(312.81)	(625.59)	(625.59)
WBCPH.AX	Westpac Banking Corporation	480.00	160.00	320.00	320.00
SPK.AX	Spark New Zealand Limited	349.89	116.62	233.27	233.27
WBC.AX	Westpac Banking Corporation	1,950.40	650.14	1,300.26	1,300.26
		1,784.09	594.69	1,189.40	1,189.40
Tax Deferred Distributions					
NPR.AX	Newmark Property Reit	657.22	0.00	657.22	657.22
NSR.AX	National Storage Reit	(729.12)	0.00	(729.12)	(729.12)
VACF.AX	Vanguard Australian Corp Fixed Interest Index Etf	(12.58)	0.00	(12.58)	(12.58)
		(84.48)	0.00	(84.48)	(84.48)
Total		1,699.61	594.69	1,104.92	1,104.92

Deferred Tax Liability (Asset) Summary

Opening Balance	(22,625.11)
Current Year Transactions	165.74
Total Capital Losses	0.00
Total Tax Losses	0.00
Deferred Tax WriteBacks/Adjustment	0.00
Capital Loss carried forward recouped	678.34
Tax Loss carried forward recouped	0.00
Deferred Tax report rounding	0.01
Closing Balance	<hr/> (21,781.02) <hr/>

A - Financial Statements

2023 Financial Year

Preparer Kelly Fu

Reviewer Kelly Fu

Status N/A - Not Applicable

Supporting Documents

No supporting documents

Standard Checklist

- Attach copy of Financial Statements
- Attach copy of SMSF Annual Return

B - Permanent Documents

2023 Financial Year

Preparer Kelly Fu

Reviewer Kelly Fu

Status N/A - Not Applicable

Supporting Documents

- Fund Summary Report Report

Standard Checklist

- Attach latest copy of ASIC annual company statement (if corporate trustee)
- Ensure latest copies of ATO Trustee Declarations and ATO confirmation that the fund is a regulated fund is attached.
- Ensure latest copies of trustee consents, member consents and registers are attached
- Ensure latest copy of trust deed (including amendments) are attached
- Use [Australian Business Register](#) to ensure details are correct
- Use [Super Fund Lookup](#) to check the eligibility to receive rollovers and contributions

Tarca Family Superannuation Fund

Fund Summary Report

As at 30 June 2023

Fund Details

Date Formed: 20/08/2008

Tax File Number: Provided

ABN: 95832414232

Period: 01/07/2022 - 30/06/2023

Fund Type: SMSF

GST Registered: No

Postal Address:

53 First Avenue

St Peters, South Australia 5069

Physical Address:

53 First Avenue

St Peters, South Australia 5069

Members

Number of Members: 4

Name	Age	Member Accounts	Pension Accounts	Tax File Number	Beneficiary Details
Tarca, Andrew	65	1	0	Provided	Not Provided
Tarca, Angela	67	1	0	Provided	Not Provided
Tarca, Dino	59	1	0	Provided	Not Provided
Tarca, Tania	56	1	0	Provided	Not Provided

Fund Relationships

Relationship Type	Contact
Auditor	Boys, Anthony William
Fund Contact	Tarca, Andrew
Tax Agent	PDK Financial Synergy Pty Ltd
Trustee	Tarca, Andrew
Trustee	Tarca, Angela
Trustee	Tarca, Dino
Trustee	Tarca, Tania

C - Other Documents

2023 Financial Year

Preparer Kelly Fu

Reviewer Kelly Fu

Status N/A - Not Applicable

Supporting Documents

No supporting documents

Standard Checklist

- Attach copy of any SOAs issued during the Financial Year
- Attach copy of Investment Strategy
- Attach signed Engagement Letter
- Attach signed Trustee Representation Letter
- Attach Trustee Minutes prepared during the year

D - Pension Documentation

2023 Financial Year

Preparer Kelly Fu

Reviewer Kelly Fu

Status N/A - Not Applicable

Supporting Documents

- Transfer Balance Account Summary [Report](#)

Standard Checklist

- Attach Actuarial Certificate
- Attach documentation supporting any pensions commenced during the financial year
- Attach documentation supporting any pensions commuted during the financial year
- Ensure correct Transfer Balance Account Reports have been lodged with the ATO

Tarca Family Superannuation Fund
Transfer Balance Account Summary

For The Period 01 July 2022 - 30 June 2023

Member	Pension Type	Date	Lodgment Date	Transaction Type	Event Type	Debit	Credit	Balance	Cap Limit	Remaining Cap
--------	--------------	------	---------------	------------------	------------	-------	--------	---------	-----------	---------------

Andrew Tarca

Angela Tarca

Dino Tarca

Tania Tarca

E - Estate Planning

2023 Financial Year

Preparer Kelly Fu

Reviewer Kelly Fu

Status N/A - Not Applicable

Supporting Documents

No supporting documents

Standard Checklist

- Attach Death Benefit Nominations (if applicable)
- Attach Life Insurance Policies (if applicable)
- Attach Reversionary Pension documentation (if applicable)
- Attach SMSF Will (if applicable)
- Review current Estate planning to ensure it matches wishes of members