

# Financial Report

for the year ended  
30 June 2023

Mahoney Family Super Plan



# Mahoney Family Super Plan

## Statement of Financial Position



As at 30 June 2023

	Note	2023 \$	2022 \$
<b>Assets</b>			
<b>Investments</b>			
Derivatives (incl. Instalment Warrants)	2	137.60	505.68
Managed Investments & ETFs	3	666,072.23	617,154.07
Real Estate Properties (Australian - Residential)	4	860,000.00	830,000.00
Shares in Listed Companies (Australian)	5	3,295,988.44	2,955,540.96
Stapled Securities	6	204,143.30	232,496.13
<b>Total Investments</b>		<u>5,026,341.57</u>	<u>4,635,696.84</u>
<b>Other Assets</b>			
Sundry Debtors		2,426.84	150.45
Distributions Receivable		20,497.04	22,455.78
NAB Cash Manager 8736		1,028.03	5,093.07
NAB Cash Maximiser 1180		842,431.55	590,814.78
Rabo Direct Notice Saver 90 0823		58,114.45	214,740.36
Income Tax Refundable		43,653.28	42,777.53
<b>Total Other Assets</b>		<u>968,151.19</u>	<u>876,031.97</u>
<b>Total Assets</b>		<u>5,994,492.76</u>	<u>5,511,728.81</u>
<b>Net assets available to pay benefits</b>		<u>5,994,492.76</u>	<u>5,511,728.81</u>
Represented by:			
<b>Liability for accrued benefits allocated to members' accounts</b>	8		
Mahoney, Christine - Pension (Pension)		1,284,216.93	1,184,414.51
Mahoney, Christine - Pension (Pension)		736,419.72	679,191.20
Mahoney, Christine - Accumulation		943,843.62	855,088.73
Mahoney, Patrick - Pension (Pension)		1,650,446.02	1,537,005.36
Mahoney, Patrick - Pension (Pension)		243,727.95	227,002.11
Mahoney, Patrick - Accumulation		1,135,838.52	1,029,026.90
<b>Total Liability for accrued benefits allocated to members' accounts</b>		<u>5,994,492.76</u>	<u>5,511,728.81</u>

*P.M. O.M.*

# Mahoney Family Super Plan

## Operating Statement

For the year ended 30 June 2023



	Note	2023	2022
		\$	\$
<b>Income</b>			
<b>Investment Income</b>			
Trust Distributions		47,825.85	50,831.08
Dividends Received		131,131.69	121,984.57
Interest Received		10,351.45	1,719.51
Property Income		23,829.97	42,325.96
<b>Investment Gains</b>			
Changes in Market Values			
Realised Movements in Market Value		(2,467.56)	1,620.61
Unrealised Movements in Market Value		349,002.41	(202,299.67)
<b>Total Income</b>		<u>559,673.81</u>	<u>16,182.06</u>
<b>Expenses</b>			
Accountancy Fees		1,745.00	1,210.00
Actuarial Fee		240.00	200.00
ATO Supervisory Levy		259.00	259.00
Auditor's Remuneration		400.00	395.00
ASIC Fees		407.00	55.00
Depreciation		124.00	197.00
Property Expenses - Advertising		0.00	110.00
Property Expenses - Agents Management Fees		1,800.86	4,364.62
Property Expenses - Council Rates		1,961.88	1,314.48
Property Expenses - Insurance Premium		2,802.22	2,325.14
Property Expenses - Repairs Maintenance		1,039.12	11,380.23
Property Expenses - Administration and Postage		0.00	6.00
Property Expenses - Sundry Expenses		79.20	79.20
Property Expenses - Water Rates		1,364.86	1,673.63
		<u>12,223.14</u>	<u>23,569.30</u>
<b>Member Payments</b>			
Pensions Paid		108,340.00	111,867.76
<b>Total Expenses</b>		<u>120,563.14</u>	<u>135,437.06</u>
<b>Benefits accrued as a result of operations before income tax</b>		<u>439,110.67</u>	<u>(119,255.00)</u>
Income Tax Expense		(43,653.28)	(42,777.53)
<b>Benefits accrued as a result of operations</b>		<u>482,763.95</u>	<u>(76,477.47)</u>

P.M. O.M.

## Note 1: Summary of Significant Accounting Policies

The trustees have prepared the financial statements on the basis that the Superannuation Fund is not a reporting entity because it is not publicly accountable and is not required by law or governing document to prepare financial statements that comply with Australian Accounting Standards. The financial statements are therefore special purpose financial statements that have been prepared in order to meet the requirements of the Superannuation Industry (Supervision) Act 1993 and associated Regulations, the trust deed of the Fund and the needs of members.

The financial statements have been prepared on a cash basis and are based on historical costs, except for investments which have been measured at market value.

The following significant accounting policies, which are consistent with the policies applied in the previous period unless otherwise stated, have been adopted in the preparation of the financial statements.

The financial statements were authorised for issue by the Director(s).

### a. Measurement of Investments

The Fund initially recognises:

- (i) an investment when it controls the future economic benefits expected to flow from the asset. For financial assets, the trade date is considered to be the date on which control of the future economic benefits attributable to the asset passes to the Fund; and
- (ii) a financial liability on the date it becomes a party to the contractual provisions of the instrument.

Investments of the Fund have been measured at market value, which refers to the amount that a willing buyer could reasonably be expected to pay to acquire an asset from a willing seller if the following assumptions were made:

- that the buyer and the seller deal with each other at arm's length in relation to the sale;
- that the sale occurred after proper marketing of the asset; and
- that the buyer and the seller acted knowledgeably and prudentially in relation to the sale.

Market value has been determined as follows:

- (i) shares and other securities listed on the Australian Securities Exchange by reference to the relevant market quotations at the end of the reporting period;
- (ii) units in managed funds by reference to the unit redemption price at the end of the reporting period;
- (iii) fixed-interest securities by reference to the redemption price at the end of the reporting period;
- (iv) unlisted investments are stated at trustees' assessment based on estimated market value at balance date or where necessary, an external valuer's opinion; and
- (v) investment properties at the trustees' assessment of the market value or where necessary a qualified independent valuer's opinion at the end of reporting period.

### b. Cash and Cash Equivalents

Cash and cash equivalents include cash on hand and at call, deposits with banks and short-term, highly liquid investments that are readily convertible to cash and subject to an insignificant risk of change in value.

### c. Revenue

#### Interest revenue

Interest revenue is recognised in respect of fixed-interest securities, and cash and cash equivalent balances. Interest revenue is recognised upon receipt.

#### Dividend revenue



Dividend revenue is recognised when the dividend has been paid or, in the case of dividend reinvestment schemes, when the dividend is credited to the benefit of the fund.

#### Rental revenue

Upon entering into each contract as a lessor, the Fund assesses if the lease is a finance or operating lease. All leases have been assessed as operating leases. Rental revenue arising from operating leases on investment properties is recognised on straight-line basis over the term of the specific lease.

#### Distribution revenue

Distributions from unit trusts and managed funds are recognised as at the date the unit value is quoted ex-distribution and if not received at the end of the reporting period, are reflected in the statement of financial position as a receivable at market value.

#### Remeasurement changes in market values

Remeasurement changes in the market values of assets are recognised as income and determined as the difference between the market value at year-end or consideration received (if sold during the year) and the market value as at the prior year-end or cost (if acquired during the period).

#### Contributions

Contributions and transfers in are recognised when the control and the benefits from the revenue have been attained and are recorded by the Fund, gross of any taxes, in the period to which they relate.

#### d. Liability for Accrued Benefits

The liability for accrued benefits represents the Fund's present obligation to pay benefits to members and beneficiaries, and has been calculated as the difference between the carrying amount of the assets and the carrying amount of the other payables and income tax liabilities as at the end of the reporting period.

#### e. Trade and Other Payables

Financial liabilities, such as trade creditors and other payables, are measured at the gross value of the outstanding balance at the end of the reporting period. The trustees have determined that the gross value of the Fund's financial liabilities is equivalent to the market value. Any remeasurement changes in the gross value of non-current financial liabilities (including liabilities for members' accrued benefits) are recognised in the operating statement in the periods in which they occur.

#### f. Critical Accounting Estimates and Judgements

The preparation of financial statements requires the trustees to make judgements, estimates and assumptions that affect the application of accounting policies and the reported amounts of assets and liabilities, income and expenses. Actual results may differ from these estimates.

Estimates and underlying assumptions are reviewed on an ongoing basis. Revisions to accounting estimates are recognised in the period in which the estimate is revised and in any future period affected.

#### Note 2: Derivatives (incl. Instalment Warrants)

	2023 \$	2022 \$
Magellan Financial Group Limited	137.60	505.68
	<hr/> 137.60 <hr/>	<hr/> 505.68 <hr/>

#### Note 3: Managed Investments & ETFs

2023 \$	2022 \$
------------	------------

*P.M. O.M.*

## Notes to the Financial Statements

For the year ended 30 June 2023

Aurora Global Income Trust	230.59	197.34
Charter Hall Social Infrastructure Reit	0.00	16,900.00
Magellan High Conviction Trust (Managed Fund)	55,184.36	47,300.88
Magellan Infrastructure Fund (Currency Hedged)(Managed Fund)	42,150.00	45,150.00
Platinum Japan Fund	21,320.95	18,714.60
Vanguard Index International Shares Fund	263,069.39	228,331.24
Vanguard High Yield Australian Shares Fund	284,116.94	260,560.01
	<hr/>	<hr/>
	666,072.23	617,154.07
	<hr/>	<hr/>

**Note 4: Real Estate Properties (Australian - Residential)**

	<b>2023</b>	<b>2022</b>
	<b>\$</b>	<b>\$</b>
42 Macquarie Avenue, Molendinar QLD 4214	860,000.00	830,000.00
	<hr/>	<hr/>
	860,000.00	830,000.00
	<hr/>	<hr/>

**Note 5: Shares in Listed Companies (Australian)**

	<b>2023</b>	<b>2022</b>
	<b>\$</b>	<b>\$</b>
Adelaide Brighton Limited	7,170.00	7,260.00
Adairs Limited	6,320.00	7,640.00
AGL Energy Ltd	16,215.00	12,375.00
Altium Limited	55,380.00	40,365.00
Australia And New Zealand Banking Group Limited	126,469.14	110,150.00
Arb Corporation Limited	28,600.00	28,240.00
ASX Limited	63,000.00	40,855.00
Accent Group Limited	16,750.00	12,400.00
Bapcor Limited	11,880.00	12,160.00
Bendigo and Adelaide Bank Limited	21,475.00	22,675.00
BHP Group Limited	157,465.00	144,375.00
Blackmores Limited	65,968.00	49,280.00
Brickworks Limited	106,640.00	74,160.00
Bank Of Queensland Limited.	65,880.00	80,040.00
Commonwealth Bank Of Australia.	160,432.00	144,608.00
Credit Corp Group Limited	9,900.00	10,140.00
Coles Group Limited.	128,940.00	124,670.00



**Notes to the Financial Statements**

For the year ended 30 June 2023

Computershare Limited.	187,040.00	197,120.00
CSL Limited	504,276.84	489,151.08
CSR Limited	19,566.30	15,306.20
Cedar Woods Properties Limited	25,150.00	18,400.00
Domino's Pizza Enterprises Limited	9,286.00	13,600.00
Data#3 Limited	86,400.00	55,920.00
Endeavour Group Limited	9,465.00	11,355.00
Flight Centre Travel Group Limited	40,005.00	36,456.00
Integrated Research Limited	8,470.00	9,240.00
Invocare Limited	12,590.00	10,460.00
JB Hi-Fi Limited	87,500.00	57,690.00
Link Administration Holdings Limited	3,340.00	7,580.00
Lynas Corporation Limited	6,850.00	8,730.00
Magellan Financial Group Limited	52,195.00	71,060.00
Mineral Resources Limited	285,720.00	193,080.00
Monadelphous Group Limited	11,720.00	9,950.00
Macquarie Group Limited	217,584.50	201,524.75
National Australia Bank Limited	118,665.00	123,255.00
Nick Scali Limited	9,110.00	8,260.00
NIB Holdings Limited	33,800.00	29,520.00
Northern Star Resources Limited	12,080.00	6,840.00
Origin Energy Limited	11,294.63	7,695.39
Platinum Asset Management Limited	3,480.00	3,480.00
South32 Limited	45,120.00	47,280.00
Senetas Corporation Limited	328.58	385.72
Sims Limited	9,891.00	8,609.88
Smartgroup Corporation Ltd	7,920.00	6,110.00
Washington H.Soul Pattinson & Company Limited	31,780.00	23,540.00
Suncorp Group Limited	23,580.52	19,193.04
Symbio Holdings Limited	8,080.00	14,000.00
Tian An Australia Limited	22.13	18.75
Telstra Corporation Limited	80,517.50	72,091.25
Virgin Money Uk Plc	2,308.50	1,790.10



## Notes to the Financial Statements

For the year ended 30 June 2023

Westpac Banking Corporation	85,360.00	78,000.00
Woodside Energy Group Ltd	73,012.80	67,500.80
Wesfarmers Limited	24,670.00	20,955.00
Woolworths Group Limited	99,325.00	89,000.00
	<hr/>	<hr/>
	3,295,988.44	2,955,540.96
	<hr/>	<hr/>

## Note 6: Stapled Securities

	2023 \$	2022 \$
APA Group	164,730.00	191,590.00
Dexus Property Group	19,500.00	22,200.00
Mirvac Group	5,548.30	4,848.63
Stockland	12,090.00	10,830.00
360 Capital Group	2,275.00	3,027.50
	<hr/>	<hr/>
	204,143.30	232,496.13
	<hr/>	<hr/>

## Note 7: Banks and Term Deposits

	2023 \$	2022 \$
<b>Banks</b>		
NAB Cash Manager 8736	1,028.03	5,093.07
NAB Cash Maximiser 1180	842,431.55	590,814.78
Rabo Direct Notice Saver 90 0823	58,114.45	214,740.36
	<hr/>	<hr/>
	901,574.03	810,648.21
	<hr/>	<hr/>

## Note 8: Liability for Accrued Benefits

	2023 \$	2022 \$
Liability for accrued benefits at beginning of year	5,511,728.81	5,588,206.28
Benefits accrued as a result of operations	482,763.95	(76,477.47)
Current year member movements	0.00	0.00
	<hr/>	<hr/>
Liability for accrued benefits at end of year	5,994,492.76	5,511,728.81
	<hr/>	<hr/>

## Note 9: Subsequent Event - COVID-19

The Coronavirus (Covid-19) pandemic is expected to cause material decline in the market value of the fund investments. The trustees are aware of the uncertainty surrounding the global markets during this time and the effects it will have on the value of the





# Notes to the Financial Statements

For the year ended 30 June 2023



fund investments after the reporting date.

P.M. O.M.

## **Trustees Declaration**

---

The directors of the trustee company have determined that the fund is not a reporting entity and that this special purpose financial statements should be prepared in accordance with the accounting policies described in Note 1 to the financial statements.

In the opinion of the directors of the trustee company:

- (i) the financial statements and notes to the financial statements for the year ended 30 June 2023 present fairly, in all material respects, the financial position of the superannuation fund at 30 June 2023 and the results of its operations for the year then ended in accordance with the accounting policies described in Note 1 to the financial statements;
- (ii) the financial statements and notes to the financial statements have been prepared in accordance with the requirements of the trust deed; and
- (iii) the operation of the superannuation fund has been carried out in accordance with its trust deed and in compliance with the requirements of the Superannuation Industry (Supervision) Act 1993 and associated Regulations during the year ended 30 June 2023.

Signed in accordance with a resolution of the directors of the trustee company by:

.....  
Christine Mahoney  
Pearl Super Fund Pty Ltd  
Director

.....  
Patrick Mahoney  
Pearl Super Fund Pty Ltd  
Director

DATED:

*P.M. C.M.*

**Mahoney Family Super Plan**  
**Statement of Taxable Income**

For the year ended 30 June 2023



	2023
	\$
Benefits accrued as a result of operations	439,110.67
<b>Less</b>	
Increase in MV of investments	349,002.41
Exempt current pension income	168,202.00
Realised Accounting Capital Gains	(2,467.56)
Accounting Trust Distributions	47,825.85
Tax Adjustment - Capital Works Expenditure (D1)	869.00
	<u>563,431.70</u>
<b>Add</b>	
SMSF non deductible expenses	7,842.00
Pension Payments	108,340.00
Franking Credits	55,870.62
Foreign Credits	725.21
Net Capital Gains	9,209.00
Taxable Trust Distributions	20,764.85
Distributed Foreign income	4,684.02
	<u>207,435.70</u>
SMSF Annual Return Rounding	(0.67)
<b>Taxable Income or Loss</b>	<u>83,114.00</u>
Income Tax on Taxable Income or Loss	12,467.10
<b>Less</b>	
Franking Credits	55,870.62
Foreign Credits	249.76
<b>CURRENT TAX OR REFUND</b>	<u>(43,653.28)</u>
Supervisory Levy	259.00
<b>AMOUNT DUE OR REFUNDABLE</b>	<u>(43,394.28)</u>

*P.M. O.M.*

# Mahoney Family Super Plan Members Statement



Christine Mahoney  
203 Pinjarra Road  
Pinjarra Hills, Queensland, 4069, Australia

## Your Details

Date of Birth : Provided  
Age: 70  
Tax File Number: Provided  
Date Joined Fund: 26/01/1993  
Service Period Start Date: 27/03/1983  
Date Left Fund:  
Member Code: MAHCHR00001P  
Account Start Date: 01/07/2014  
Account Phase: Retirement Phase  
Account Description: Pension

Nominated Beneficiaries: N/A  
Nomination Type: N/A  
Vested Benefits: 1,284,216.93

## Your Balance

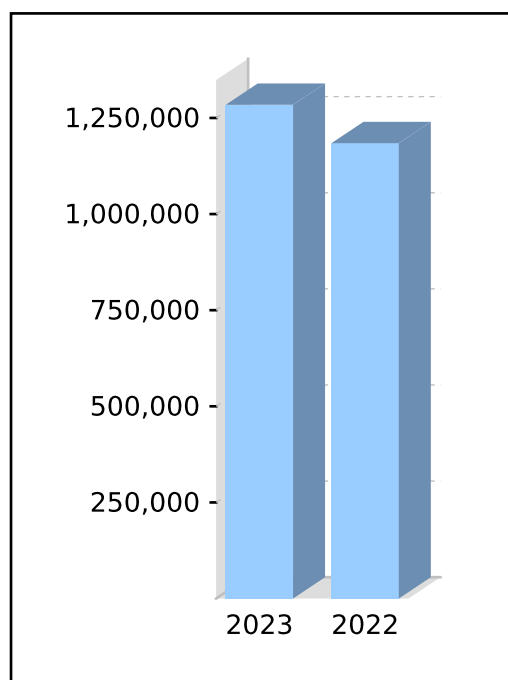
Total Benefits 1,284,216.93

### Preservation Components

Preserved  
Unrestricted Non Preserved 1,284,216.93  
Restricted Non Preserved

### Tax Components

Tax Free (17.12%) 219,838.15  
Taxable 1,064,378.78



## Your Detailed Account Summary

	This Year	Last Year
Opening balance at 01/07/2022	1,184,414.51	1,204,972.73
<u>Increases to Member account during the period</u>		
Employer Contributions		
Personal Contributions (Concessional)		
Personal Contributions (Non Concessional)		
Government Co-Contributions		
Other Contributions		
Proceeds of Insurance Policies		
Transfers In		
Net Earnings	129,412.42	10,075.66
Internal Transfer In		
<u>Decreases to Member account during the period</u>		
Pensions Paid	29,610.00	30,633.88
Contributions Tax		
Income Tax		
No TFN Excess Contributions Tax		
Excess Contributions Tax		
Refund Excess Contributions		
Division 293 Tax		
Insurance Policy Premiums Paid		
Management Fees		
Member Expenses		
Benefits Paid/Transfers Out		
Superannuation Surcharge Tax		
Internal Transfer Out		
Closing balance at 30/06/2023	1,284,216.93	1,184,414.51

P.M. O.M.

# Mahoney Family Super Plan Members Statement



Christine Mahoney  
203 Pinjarra Road  
Pinjarra Hills, Queensland, 4069, Australia

## Your Details

Date of Birth : Provided  
Age: 70  
Tax File Number: Provided  
Date Joined Fund: 26/01/1993  
Service Period Start Date: 27/03/1983  
Date Left Fund:  
Member Code: MAHCHR00002P  
Account Start Date: 01/07/2015  
Account Phase: Retirement Phase  
Account Description: Pension

Nominated Beneficiaries: N/A  
Nomination Type: N/A  
Vested Benefits: 736,419.72

## Your Balance

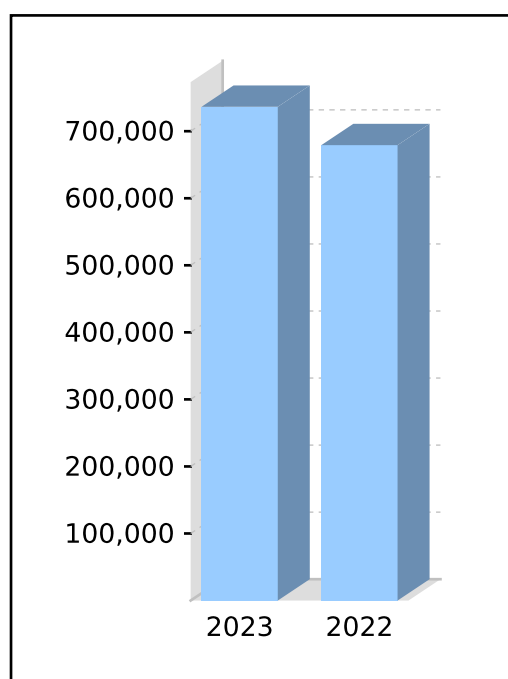
Total Benefits 736,419.72

### Preservation Components

Preserved  
Unrestricted Non Preserved 736,419.72  
Restricted Non Preserved

### Tax Components

Tax Free (98.01%) 721,740.60  
Taxable 14,679.12



## Your Detailed Account Summary

	This Year	Last Year
Opening balance at 01/07/2022	679,191.20	690,680.24
<u>Increases to Member account during the period</u>		
Employer Contributions		
Personal Contributions (Concessional)		
Personal Contributions (Non Concessional)		
Government Co-Contributions		
Other Contributions		
Proceeds of Insurance Policies		
Transfers In		
Net Earnings	74,208.52	5,780.96
Internal Transfer In		
<u>Decreases to Member account during the period</u>		
Pensions Paid	16,980.00	17,270.00
Contributions Tax		
Income Tax		
No TFN Excess Contributions Tax		
Excess Contributions Tax		
Refund Excess Contributions		
Division 293 Tax		
Insurance Policy Premiums Paid		
Management Fees		
Member Expenses		
Benefits Paid/Transfers Out		
Superannuation Surcharge Tax		
Internal Transfer Out		
Closing balance at 30/06/2023	736,419.72	679,191.20

P.M. O.M.

# Mahoney Family Super Plan Members Statement



Christine Mahoney  
203 Pinjarra Road  
Pinjarra Hills, Queensland, 4069, Australia

## Your Details

Date of Birth : Provided  
Age: 70  
Tax File Number: Provided  
Date Joined Fund: 26/01/1993  
Service Period Start Date:  
Date Left Fund:  
Member Code: MAHCHR00003A  
Account Start Date: 26/01/1993  
Account Phase: Accumulation Phase  
Account Description: Accumulation

Nominated Beneficiaries: N/A  
Nomination Type: N/A  
Vested Benefits: 943,843.62

## Your Balance

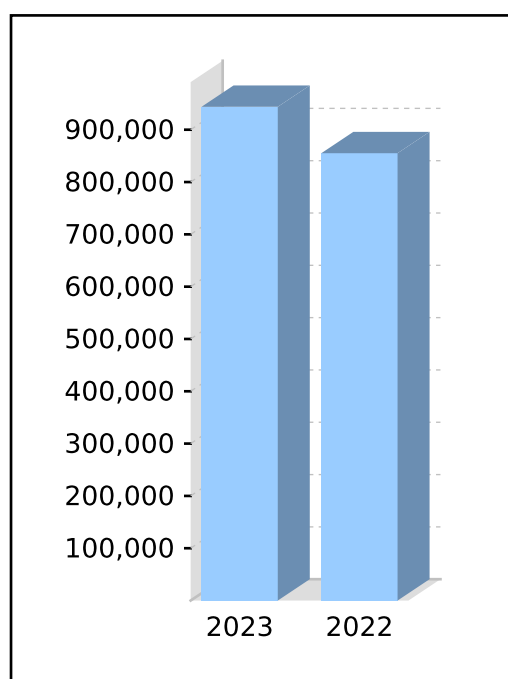
Total Benefits 943,843.62

### Preservation Components

Preserved  
Unrestricted Non Preserved 943,843.62  
Restricted Non Preserved

### Tax Components

Tax Free 261,218.72  
Taxable 682,624.90



## Your Detailed Account Summary

	This Year	Last Year
Opening balance at 01/07/2022	855,088.73	853,066.09
<u>Increases to Member account during the period</u>		
Employer Contributions		
Personal Contributions (Concessional)		
Personal Contributions (Non Concessional)		
Government Co-Contributions		
Other Contributions		
Proceeds of Insurance Policies		
Transfers In		
Net Earnings	94,412.46	7,340.68
Internal Transfer In		
<u>Decreases to Member account during the period</u>		
Pensions Paid		
Contributions Tax		
Income Tax	5,657.57	5,318.04
No TFN Excess Contributions Tax		
Excess Contributions Tax		
Refund Excess Contributions		
Division 293 Tax		
Insurance Policy Premiums Paid		
Management Fees		
Member Expenses		
Benefits Paid/Transfers Out		
Superannuation Surcharge Tax		
Internal Transfer Out		
Closing balance at 30/06/2023	943,843.62	855,088.73

P.M. O.M.

# Mahoney Family Super Plan Members Statement



Patrick Gilbert Mahoney  
203 Pinjarra Road  
Pinjarra Hills, Queensland, 4069, Australia

## Your Details

Date of Birth : Provided  
Age: 82  
Tax File Number: Provided  
Date Joined Fund: 26/01/1993  
Service Period Start Date: 27/03/1983  
Date Left Fund:  
Member Code: MAHPAT00001P  
Account Start Date: 01/07/2014  
Account Phase: Retirement Phase  
Account Description: Pension

Nominated Beneficiaries: N/A  
Nomination Type: N/A  
Vested Benefits: 1,650,446.02

## Your Balance

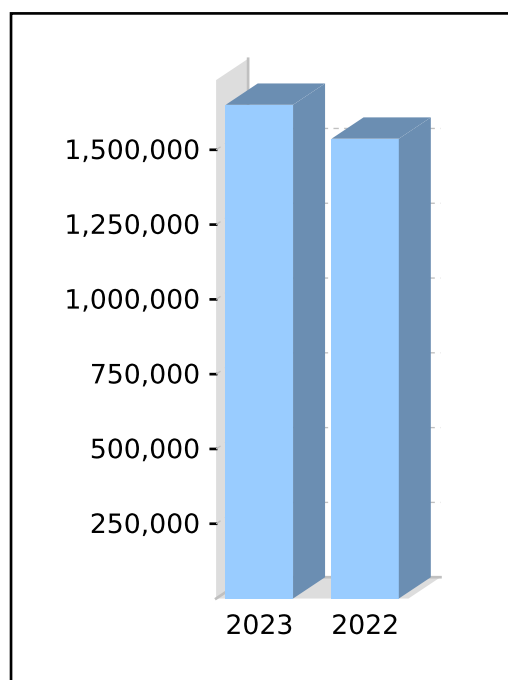
Total Benefits 1,650,446.02

### Preservation Components

Preserved  
Unrestricted Non Preserved 1,650,446.02  
Restricted Non Preserved

### Tax Components

Tax Free (2.46%) 40,661.15  
Taxable 1,609,784.87



## Your Detailed Account Summary

	This Year	Last Year
Opening balance at 01/07/2022	1,537,005.36	1,579,671.96
<u>Increases to Member account during the period</u>		
Employer Contributions		
Personal Contributions (Concessional)		
Personal Contributions (Non Concessional)		
Government Co-Contributions		
Other Contributions		
Proceeds of Insurance Policies		
Transfers In		
Net Earnings	167,240.66	13,137.28
Internal Transfer In		
<u>Decreases to Member account during the period</u>		
Pensions Paid	53,800.00	55,803.88
Contributions Tax		
Income Tax		
No TFN Excess Contributions Tax		
Excess Contributions Tax		
Refund Excess Contributions		
Division 293 Tax		
Insurance Policy Premiums Paid		
Management Fees		
Member Expenses		
Benefits Paid/Transfers Out		
Superannuation Surcharge Tax		
Internal Transfer Out		
Closing balance at 30/06/2023	1,650,446.02	1,537,005.36

P.M. O.M.

# Mahoney Family Super Plan Members Statement



Patrick Gilbert Mahoney  
203 Pinjarra Road  
Pinjarra Hills, Queensland, 4069, Australia

## Your Details

Date of Birth : Provided  
Age: 82  
Tax File Number: Provided  
Date Joined Fund: 26/01/1993  
Service Period Start Date: 27/03/1983  
Date Left Fund:  
Member Code: MAHPAT00002P  
Account Start Date: 01/07/2015  
Account Phase: Retirement Phase  
Account Description: Pension

Nominated Beneficiaries: N/A  
Nomination Type: N/A  
Vested Benefits: 243,727.95

## Your Balance

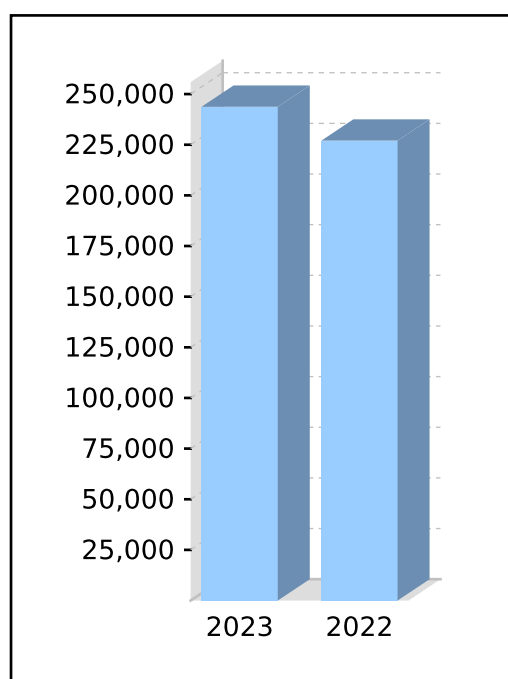
Total Benefits 243,727.95

### Preservation Components

Preserved  
Unrestricted Non Preserved 243,727.95  
Restricted Non Preserved

### Tax Components

Tax Free (90.32%) 220,142.49  
Taxable 23,585.46



## Your Detailed Account Summary

	This Year	Last Year
Opening balance at 01/07/2022	227,002.11	233,221.06
<u>Increases to Member account during the period</u>		
Employer Contributions		
Personal Contributions (Concessional)		
Personal Contributions (Non Concessional)		
Government Co-Contributions		
Other Contributions		
Proceeds of Insurance Policies		
Transfers In		
Net Earnings	24,675.84	1,941.05
Internal Transfer In		
<u>Decreases to Member account during the period</u>		
Pensions Paid	7,950.00	8,160.00
Contributions Tax		
Income Tax		
No TFN Excess Contributions Tax		
Excess Contributions Tax		
Refund Excess Contributions		
Division 293 Tax		
Insurance Policy Premiums Paid		
Management Fees		
Member Expenses		
Benefits Paid/Transfers Out		
Superannuation Surcharge Tax		
Internal Transfer Out		
Closing balance at 30/06/2023	243,727.95	227,002.11

P.M. O.M.



# Mahoney Family Super Plan Members Statement



Patrick Gilbert Mahoney  
203 Pinjarra Road  
Pinjarra Hills, Queensland, 4069, Australia

## Your Details

Date of Birth : Provided  
Age: 82  
Tax File Number: Provided  
Date Joined Fund: 26/01/1993  
Service Period Start Date:  
Date Left Fund:  
Member Code: MAHPAT00003A  
Account Start Date: 26/01/1993  
Account Phase: Accumulation Phase  
Account Description: Accumulation

Nominated Beneficiaries: N/A  
Nomination Type: N/A  
Vested Benefits: 1,135,838.52

## Your Balance

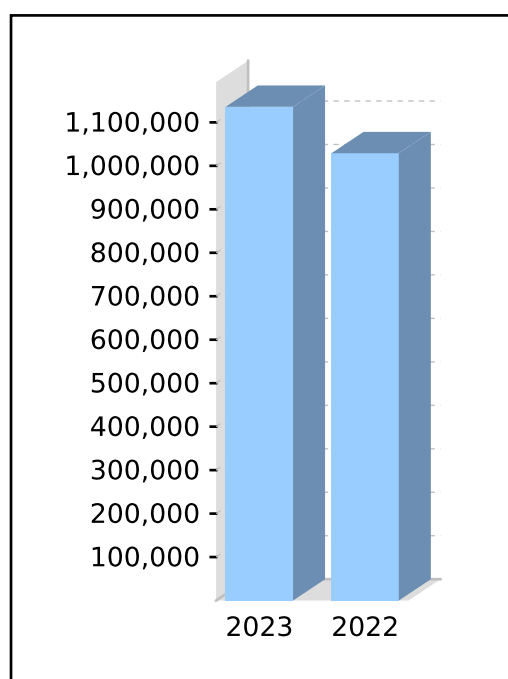
Total Benefits 1,135,838.52

### Preservation Components

Preserved  
Unrestricted Non Preserved 1,135,838.52  
Restricted Non Preserved

### Tax Components

Tax Free 195,730.47  
Taxable 940,108.05



## Your Detailed Account Summary

	This Year	Last Year
Opening balance at 01/07/2022	1,029,026.90	1,026,594.20
<u>Increases to Member account during the period</u>		
Employer Contributions		
Personal Contributions (Concessional)		
Personal Contributions (Non Concessional)		
Government Co-Contributions		
Other Contributions		
Proceeds of Insurance Policies		
Transfers In		
Net Earnings	113,621.15	8,833.56
Internal Transfer In		
<u>Decreases to Member account during the period</u>		
Pensions Paid		
Contributions Tax		
Income Tax	6,809.53	6,400.86
No TFN Excess Contributions Tax		
Excess Contributions Tax		
Refund Excess Contributions		
Division 293 Tax		
Insurance Policy Premiums Paid		
Management Fees		
Member Expenses		
Benefits Paid/Transfers Out		
Superannuation Surcharge Tax		
Internal Transfer Out		
Closing balance at 30/06/2023	1,135,838.52	1,029,026.90

P.M. O.M.

# Mahoney Family Super Plan Members Summary

As at 30 June 2023



Opening Balances	Increases				Decreases						Closing Balance
	Contributions	Transfers In	Net Earnings	Insurance Proceeds	Pensions Paid	Contributions Tax	Taxes Paid	Benefits Paid/ Transfers Out	Insurance Premiums	Member Expenses	
Christine Mahoney (Age: 70)											
MAHCHR00001P - Pension - Tax Free: 17.12%											
1,184,414.51			129,412.42		29,610.00						1,284,216.93
MAHCHR00002P - Pension - Tax Free: 98.01%											
679,191.20			74,208.52		16,980.00						736,419.72
MAHCHR00003A - Accumulation											
855,088.73			94,412.46				5,657.57				943,843.62
2,718,694.44			298,033.40		46,590.00		5,657.57				2,964,480.27
Patrick Gilbert Mahoney (Age: 82)											
MAHPAT00001P - Pension - Tax Free: 2.46%											
1,537,005.36			167,240.66		53,800.00						1,650,446.02
MAHPAT00002P - Pension - Tax Free: 90.32%											
227,002.11			24,675.84		7,950.00						243,727.95
MAHPAT00003A - Accumulation											
1,029,026.90			113,621.15				6,809.53				1,135,838.52
2,793,034.37			305,537.65		61,750.00		6,809.53				3,030,012.49
5,511,728.81			603,571.05		108,340.00		12,467.10				5,994,492.76

*P.M. O.M.*

Mahoney Family Super Plan

# Members Summary

As at 30 June 2023



Opening Balances	Increases				Decreases					Closing Balance
	Contributions	Transfers In	Net Earnings	Insurance Proceeds	Pensions Paid	Contributions Tax	Taxes Paid	Benefits Paid/ Transfers Out	Insurance Premiums	Member Expenses

P.M. O.M.

# Mahoney Family Super Plan

## Investment Summary Report



As at 30 June 2023

Investment	Units	Market Price <sup>1</sup>	Market Value	Average Cost	Accounting Cost	Unrealised Gain/(Loss)	Gain/(Loss)%	Portfolio Weight%
<b>Cash/Bank Accounts</b>								
NAB Cash Manager 8736		1,028.030000	1,028.03	1,028.03	1,028.03			0.02 %
NAB Cash Maximiser 1180		842,431.550000	842,431.55	842,431.55	842,431.55			14.21 %
Rabo Direct Notice Saver 90 0823		58,114.450000	58,114.45	58,114.45	58,114.45			0.98 %
			<b>901,574.03</b>		<b>901,574.03</b>			<b>15.21 %</b>
<b>Derivatives (incl. Instalment Warrants)</b>								
MFGO.AX Magellan Financial Group Limited	688.00	0.200000	137.60	0.00	0.00	137.60	0.00 %	0.00 %
			<b>137.60</b>		<b>0.00</b>	<b>137.60</b>		<b>0.00 %</b>
<b>Managed Investments &amp; ETFs</b>								
AIB.AX Aurora Global Income Trust	2,145.00	0.107500	230.59	6.60	14,149.25	(13,918.66)	(98.37) %	0.00 %
MHHT.AX Magellan High Conviction Trust (Managed Fund)	35,834.00	1.540000	55,184.36	1.40	50,001.50	5,182.86	10.37 %	0.93 %
MICH.AX Magellan Infrastructure Fund (Currency Hedged)(Managed Fund)	15,000.00	2.810000	42,150.00	3.16	47,396.47	(5,246.47)	(11.07) %	0.71 %
PLA0003AU Platinum Japan Fund	4,943.76	4.312700	21,320.95	4.20	20,754.89	566.06	2.73 %	0.36 %
VAN0017AU Vanguard High Yield Australian Shares Fund	210,847.45	1.347500	284,116.94	1.44	303,203.23	(19,086.29)	(6.29) %	4.79 %
VAN0011AU Vanguard Index International Shares Fund	140,288.71	1.875200	263,069.39	1.56	218,170.12	44,899.27	20.58 %	4.44 %
			<b>666,072.23</b>		<b>653,675.46</b>	<b>12,396.77</b>	<b>1.90 %</b>	<b>11.24 %</b>
<b>Real Estate Properties (Australian - Residential)</b>								
MAHON0014 42 Macquarie Avenue, 2 Molendinar QLD 4214	1.00	860,000.000000	860,000.00	485,000.00	485,000.00	375,000.00	77.32 %	14.51 %
			<b>860,000.00</b>		<b>485,000.00</b>	<b>375,000.00</b>	<b>77.32 %</b>	<b>14.51 %</b>
<b>Shares in Listed Companies (Australian)</b>								
AX1.AX Accent Group Limited	10,000.00	1.675000	16,750.00	2.30	23,021.89	(6,271.89)	(27.24) %	0.28 %
ADH.AX Adairs Limited	4,000.00	1.580000	6,320.00	2.49	9,960.03	(3,640.03)	(36.55) %	0.11 %
ABC.AX Adelaide Brighton Limited	3,000.00	2.390000	7,170.00	5.63	16,890.00	(9,720.00)	(57.55) %	0.12 %
AGL.AX AGL Energy Ltd	1,500.00	10.810000	16,215.00	25.50	38,250.00	(22,035.00)	(57.61) %	0.27 %
ALU.AX Altium Limited	1,500.00	36.920000	55,380.00	8.57	12,855.00	42,525.00	330.81 %	0.93 %

*P.M. O.M.*

# Mahoney Family Super Plan Investment Summary Report



As at 30 June 2023

Investment		Units	Market Price <sup>1</sup>	Market Value	Average Cost	Accounting Cost	Unrealised Gain/(Loss)	Gain/(Loss)%	Portfolio Weight%
ARB.AX	Arb Corporation Limited	1,000.00	28.600000	28,600.00	15.82	15,818.93	12,781.07	80.80 %	0.48 %
ASX.AX	ASX Limited	1,000.00	63.000000	63,000.00	61.36	61,359.28	1,640.72	2.67 %	1.06 %
ANZ.AX	Australia And New Zealand Banking Group Limited	5,334.00	23.710000	126,469.14	28.96	154,485.40	(28,016.26)	(18.14) %	2.13 %
BOQ.AX	Bank Of Queensland Limited.	12,000.00	5.490000	65,880.00	11.72	140,586.13	(74,706.13)	(53.14) %	1.11 %
BAP.AX	Bapcor Limited	2,000.00	5.940000	11,880.00	4.89	9,789.95	2,090.05	21.35 %	0.20 %
BEN.AX	Bendigo and Adelaide Bank Limited	2,500.00	8.590000	21,475.00	11.08	27,700.00	(6,225.00)	(22.47) %	0.36 %
BHP.AX	BHP Group Limited	3,500.00	44.990000	157,465.00	35.30	123,545.24	33,919.76	27.46 %	2.66 %
BKL.AX	Blackmores Limited	700.00	94.240000	65,968.00	103.50	72,452.21	(6,484.21)	(8.95) %	1.11 %
BKW.AX	Brickworks Limited	4,000.00	26.660000	106,640.00	23.05	92,189.61	14,450.39	15.67 %	1.80 %
CWP.AX	Cedar Woods Properties Limited	5,000.00	5.030000	25,150.00	5.39	26,952.37	(1,802.37)	(6.69) %	0.42 %
COL.AX	Coles Group Limited.	7,000.00	18.420000	128,940.00	16.13	112,934.33	16,005.67	14.17 %	2.18 %
CBA.AX	Commonwealth Bank Of Australia.	1,600.00	100.270000	160,432.00	84.03	134,443.28	25,988.72	19.33 %	2.71 %
CPU.AX	Computershare Limited.	8,000.00	23.380000	187,040.00	14.14	113,120.00	73,920.00	65.35 %	3.16 %
CCP.AX	Credit Corp Group Limited	500.00	19.800000	9,900.00	15.51	7,753.99	2,146.01	27.68 %	0.17 %
CSL.AX	CSL Limited	1,818.00	277.380000	504,276.84	236.36	429,694.16	74,582.68	17.36 %	8.51 %
CSR.AX	CSR Limited	3,770.00	5.190000	19,566.30	7.59	28,619.52	(9,053.22)	(31.63) %	0.33 %
DTL.AX	Data#3 Limited	12,000.00	7.200000	86,400.00	1.88	22,513.99	63,886.01	283.76 %	1.46 %
DMP.AX	Domino's Pizza Enterprises Limited	200.00	46.430000	9,286.00	49.44	9,887.69	(601.69)	(6.09) %	0.16 %
EDV.AX	Endeavour Group Limited	1,500.00	6.310000	9,465.00	7.75	11,621.41	(2,156.41)	(18.56) %	0.16 %
FLT.AX	Flight Centre Travel Group Limited	2,100.00	19.050000	40,005.00	20.38	42,795.14	(2,790.14)	(6.52) %	0.67 %
IRI.AX	Integrated Research Limited	22,000.00	0.385000	8,470.00	1.11	24,355.27	(15,885.27)	(65.22) %	0.14 %
IVC.AX	Invocare Limited	1,000.00	12.590000	12,590.00	12.79	12,789.52	(199.52)	(1.56) %	0.21 %
JBH.AX	JB Hi-Fi Limited	2,000.00	43.750000	87,500.00	42.17	84,335.66	3,164.34	3.75 %	1.48 %
LNK.AX	Link Administration Holdings Limited	2,000.00	1.670000	3,340.00	4.16	8,316.91	(4,976.91)	(59.84) %	0.06 %
LYC.AX	Lynas Corporation Limited	1,000.00	6.850000	6,850.00	7.13	7,129.18	(279.18)	(3.92) %	0.12 %

*P.M. O.M.*

# Mahoney Family Super Plan Investment Summary Report



As at 30 June 2023

Investment		Units	Market Price <sup>1</sup>	Market Value	Average Cost	Accounting Cost	Unrealised Gain/(Loss)	Gain/(Loss)%	Portfolio Weight%
MQG.AX	Macquarie Group Limited	1,225.00	177.620000	217,584.50	95.02	116,404.42	101,180.08	86.92 %	3.67 %
MFG.AX	Magellan Financial Group Limited	5,500.00	9.490000	52,195.00	29.10	160,068.46	(107,873.46)	(67.39) %	0.88 %
MIN.AX	Mineral Resources Limited	4,000.00	71.430000	285,720.00	13.47	53,877.41	231,842.59	430.32 %	4.82 %
MND.AX	Monadelphous Group Limited	1,000.00	11.720000	11,720.00	13.99	13,990.00	(2,270.00)	(16.23) %	0.20 %
NAB.AX	National Australia Bank Limited	4,500.00	26.370000	118,665.00	29.98	134,921.37	(16,256.37)	(12.05) %	2.00 %
NHF.AX	NIB Holdings Limited	4,000.00	8.450000	33,800.00	5.29	21,171.11	12,628.89	59.65 %	0.57 %
NCK.AX	Nick Scali Limited	1,000.00	9.110000	9,110.00	6.43	6,425.63	2,684.37	41.78 %	0.15 %
NST.AX	Northern Star Resources Limited	1,000.00	12.080000	12,080.00	6.84	6,839.95	5,240.05	76.61 %	0.20 %
ORG.AX	Origin Energy Limited	1,343.00	8.410000	11,294.63	9.95	13,369.29	(2,074.66)	(15.52) %	0.19 %
PTM.AX	Platinum Asset Management Limited	2,000.00	1.740000	3,480.00	7.43	14,853.68	(11,373.68)	(76.57) %	0.06 %
SEN.AX	Senetas Corporation Limited	14,286.00	0.023000	328.58	0.20	2,880.55	(2,551.97)	(88.59) %	0.01 %
SGM.AX	Sims Limited	628.00	15.750000	9,891.00	16.22	10,189.02	(298.02)	(2.92) %	0.17 %
SIQ.AX	Smartgroup Corporation Ltd	1,000.00	7.920000	7,920.00	8.36	8,363.68	(443.68)	(5.30) %	0.13 %
S32.AX	South32 Limited	12,000.00	3.760000	45,120.00	2.76	33,074.95	12,045.05	36.42 %	0.76 %
SUN.AX	Suncorp Group Limited	1,748.00	13.490000	23,580.52	14.86	25,974.00	(2,393.48)	(9.21) %	0.40 %
SYM.AX	Symbio Holdings Limited	4,000.00	2.020000	8,080.00	4.48	17,918.69	(9,838.69)	(54.91) %	0.14 %
TLS.AX	Telstra Corporation Limited	18,725.00	4.300000	80,517.50	5.48	102,610.51	(22,093.01)	(21.53) %	1.36 %
TIA.AX	Tian An Australia Limited	75.00	0.295000*	22.12	298.86	22,414.85	(22,392.73)	(99.90) %	0.00 %
VUK.AX	Virgin Money Uk Plc	810.00	2.850000	2,308.50	4.71	3,815.10	(1,506.60)	(39.49) %	0.04 %
SOL.AX	Washington H.Soul Pattinson & Company Limited	1,000.00	31.780000	31,780.00	20.46	20,464.88	11,315.12	55.29 %	0.54 %
WES.AX	Wesfarmers Limited	500.00	49.340000	24,670.00	26.52	13,260.65	11,409.35	86.04 %	0.42 %
WBC.AX	Westpac Banking Corporation	4,000.00	21.340000	85,360.00	32.56	130,251.69	(44,891.69)	(34.47) %	1.44 %
WDS.AX	Woodside Energy Group Ltd	2,120.00	34.440000	73,012.80	31.76	67,327.67	5,685.13	8.44 %	1.23 %
WOW.AX	Woolworths Group Limited	2,500.00	39.730000	99,325.00	28.11	70,277.21	29,047.79	41.33 %	1.68 %

*P.M. O.M.*

# Mahoney Family Super Plan Investment Summary Report



As at 30 June 2023

Investment	Units	Market Price <sup>1</sup>	Market Value	Average Cost	Accounting Cost	Unrealised Gain/(Loss)	Gain/(Loss)%	Portfolio Weight%
			3,295,988.43		2,946,910.86	349,077.57	11.85 %	55.60 %
<b>Stapled Securities</b>								
TGP.AX	360 Capital Group	3,500.00	0.650000	2,275.00	2.82	9,865.30	(7,590.30)	(76.94) %
APA.AX	APA Group	17,000.00	9.690000	164,730.00	9.17	155,890.00	8,840.00	5.67 %
DXS.AX	Dexus Property Group	2,500.00	7.800000	19,500.00	9.85	24,633.08	(5,133.08)	(20.84) %
MGR.AX	Mirvac Group	2,455.00	2.260000	5,548.30	4.04	9,911.16	(4,362.86)	(44.02) %
SGP.AX	Stockland	3,000.00	4.030000	12,090.00	6.16	18,488.83	(6,398.83)	(34.61) %
			204,143.30		218,788.37	(14,645.07)	(6.69) %	3.44 %
			5,927,915.59		5,205,948.72	721,966.87	13.87 %	100.00 %

<sup>1</sup>Market Prices as at Reporting Date. Note: Where prices unavailable, system will use last known price

\* Investments using last known price

Investment	Market Price	Market Price Date
Tian An Australia Limited	0.295000	28/06/2023

*P.M. O.M.*

# Mahoney Family Super Plan

## Investment Income Report



As at 30 June 2023

Investment		Total Income	Franked	Unfranked	Interest/ Other	Franking Credits	Foreign Income	Foreign Credits * 1	Assessable Income (Excl. Capital Gains) * 2	TFN Credits	Other Deductions	Distributed Capital Gains	Non-Assessable Payments
<b>Bank Accounts</b>													
	NAB Cash Manager 8736	20.59			20.59	0.00	0.00	0.00	20.59			0.00	0.00
	NAB Cash Maximiser 1180	6,956.77			6,956.77	0.00	0.00	0.00	6,956.77			0.00	0.00
	Rabo Direct Notice Saver 90 0823	3,374.09			3,374.09	0.00	0.00	0.00	3,374.09			0.00	0.00
		<b>10,351.45</b>			<b>10,351.45</b>	<b>0.00</b>	<b>0.00</b>	<b>0.00</b>	<b>10,351.45</b>			<b>0.00</b>	<b>0.00</b>
<b>Managed Investments &amp; ETFs</b>													
CQE.AX	Charter Hall Social Infrastructure Reit	645.00	0.00	0.00	263.94	0.00	0.00	0.00	263.94	0.00	0.00	562.76	(181.70)
MHHT.AX	Magellan High Conviction Trust (Managed Fund)	1,712.87	0.00	0.00	0.00	0.00	0.00	0.00	0.00	0.00	0.00	0.00	1,712.87
MICH.AX	Magellan Infrastructure Fund (Currency Hedged)(Managed Fund)	1,744.50	0.00	0.00	0.00	0.00	0.00	0.00	0.00	0.00	0.00	0.00	1,744.50
PLA0003AU	Platinum Japan Fund	813.16	0.00	0.00	176.73	0.00	202.95	54.21	433.89	0.00	0.00	433.48	0.00
VAN0017AU	Vanguard High Yield Australian Shares Fund	14,417.03	13,109.15	1,079.91	185.65	5,947.31	126.31	0.00	20,448.33		0.00	0.00	(83.99)
VAN0011AU	Vanguard Index International Shares Fund	16,517.94	0.00	0.00	70.06	0.00	4,354.76	671.00	5,095.82	0.00	0.00	14,154.26	(2,061.14)
		<b>35,850.50</b>	<b>13,109.15</b>	<b>1,079.91</b>	<b>696.38</b>	<b>5,947.31</b>	<b>4,684.02</b>	<b>725.21</b>	<b>26,241.98</b>	<b>0.00</b>	<b>0.00</b>	<b>15,150.50</b>	<b>1,130.54</b>
<b>Real Estate Properties (Australian - Residential)</b>													
MAHON0014	42 Macquarie Avenue, Molendinar QLD 4214	23,829.97							23,829.97				
		<b>23,829.97</b>							<b>23,829.97</b>				
<b>Shares in Listed Companies (Australian)</b>													
AX1.AX	Accent Group Limited	1,600.00	1,600.00	0.00		685.72			2,285.72		0.00		
ADH.AX	Adairs Limited	720.00	720.00	0.00		308.57			1,028.57		0.00		
ABC.AX	Adelaide Brighton Limited	150.00	150.00	0.00		64.29			214.29		0.00		
AGL.AX	AGL Energy Ltd	270.00	0.00	270.00		0.00			270.00		0.00		
ALU.AX	Altium Limited	765.00	540.00	225.00		231.43			996.43		0.00		
ARB.AX	Arb Corporation Limited	640.00	640.00	0.00		274.28			914.28		0.00		
ASX.AX	ASX Limited	1,181.00	1,181.00	0.00		506.14			1,687.14		0.00		
ANZ.AX	Australia And New Zealand Banking Group Limited	7,547.16	7,547.16	0.00		3,234.50			10,781.66		0.00		

*P.M. - C.M.*



# Mahoney Family Super Plan Investment Income Report

As at 30 June 2023



Investment		Total Income	Franked	Unfranked	Interest/ Other	Franking Credits	Foreign Income	Foreign Credits * 1	Assessable Income (Excl. Capital Gains) * 2	TFN Credits	Other Deductions	Distributed Capital Gains	Non- Assessable Payments
BOQ.AX	Bank Of Queensland Limited.	5,280.00	5,280.00	0.00		2,262.86			7,542.86		0.00		
BAP.AX	Bapcor Limited	440.00	440.00	0.00		188.57			628.57		0.00		
BEN.AX	Bendigo and Adelaide Bank Limited	1,387.50	1,387.50	0.00		594.64			1,982.14		0.00		
BHP.AX	BHP Group Limited	13,704.17	13,704.17	0.00		5,873.22			19,577.39		0.00		
BKL.AX	Blackmores Limited	833.00	833.00	0.00		357.00			1,190.00		0.00		
BKW.AX	Brickworks Limited	2,560.00	2,560.00	0.00		1,097.15			3,657.15		0.00		
CWP.AX	Cedar Woods Properties Limited	1,375.00	1,375.00	0.00		589.28			1,964.28		0.00		
COL.AX	Coles Group Limited.	4,620.00	4,620.00	0.00		1,980.00			6,600.00		0.00		
CBA.AX	Commonwealth Bank Of Australia.	6,720.00	6,720.00	0.00		2,880.00			9,600.00		0.00		
CPU.AX	Computershare Limited.	4,800.00	0.00	4,800.00		0.00			4,800.00		0.00		
CCP.AX	Credit Corp Group Limited	295.00	295.00	0.00		126.43			421.43		0.00		
CSL.AX	CSL Limited	6,144.41	319.66	5,824.75		137.00			6,281.41		0.00		
CSR.AX	CSR Limited	1,300.65	1,300.65	0.00		557.42			1,858.07		0.00		
DTL.AX	Data#3 Limited	2,478.00	2,478.00	0.00		1,062.00			3,540.00		0.00		
DMP.AX	Domino's Pizza Enterprises Limited	271.00	176.22	94.78		75.52			346.52		0.00		
EDV.AX	Endeavour Group Limited	330.00	330.00	0.00		141.43			471.43		0.00		
IVC.AX	Invocare Limited	245.00	245.00	0.00		105.00			350.00		0.00		
JBH.AX	JB Hi-Fi Limited	5,250.00	5,250.00	0.00		2,250.00			7,500.00		0.00		
LNK.AX	Link Administration Holdings Limited	250.00	232.00	18.00		99.43			349.43		0.00		
MQG.AX	Macquarie Group Limited	7,962.50	3,185.00	4,777.50		1,365.00			9,327.50		0.00		
MFG.AX	Magellan Financial Group Limited	6,369.00	5,224.17	1,144.83		2,238.93			8,607.93		0.00		
MIN.AX	Mineral Resources Limited	8,800.00	8,800.00	0.00		3,771.43			12,571.43		0.00		
MND.AX	Monadelphous Group Limited	490.00	490.00	0.00		210.00			700.00		0.00		
NAB.AX	National Australia Bank Limited	6,795.00	6,795.00	0.00		2,912.15			9,707.15		0.00		
NHF.AX	NIB Holdings Limited	960.00	960.00	0.00		411.43			1,371.43		0.00		
NCK.AX	Nick Scali Limited	750.00	750.00	0.00		321.43			1,071.43		0.00		

*P.M. - C.M.*

# Mahoney Family Super Plan Investment Income Report

As at 30 June 2023



Investment		Total Income	Franked	Unfranked	Interest/ Other	Franking Credits	Foreign Income	Foreign Credits * 1	Assessable Income (Excl. Capital Gains) * 2	TFN Credits	Other Deductions	Distributed Capital Gains	Non-Assessable Payments
NST.AX	Northern Star Resources Limited	225.00	225.00	0.00		96.43			321.43		0.00		
ORG.AX	Origin Energy Limited	443.20	387.80	55.40		166.20			609.40		0.00		
PTM.AX	Platinum Asset Management Limited	280.00	280.00	0.00		120.00			400.00		0.00		
SGM.AX	Sims Limited	401.92	157.00	244.92		67.29			469.21		0.00		
SIQ.AX	Smartgroup Corporation Ltd	460.00	460.00	0.00		197.15			657.15		0.00		
S32.AX	South32 Limited	3,895.92	3,895.92	0.00		1,669.68			5,565.60		0.00		
SUN.AX	Suncorp Group Limited	874.00	874.00	0.00		374.57			1,248.57		0.00		
SYM.AX	Symbio Holdings Limited	256.00	256.00	0.00		109.71			365.71		0.00		
TLS.AX	Telstra Corporation Limited	3,183.24	3,183.24	0.00		1,364.24			4,547.48		0.00		
VUK.AX	Virgin Money Uk Plc	155.70	0.00	155.70		0.00			155.70		0.00		
SOL.AX	Washington H.Soul Pattinson & Company Limited	940.00	940.00	0.00		402.86			1,342.86		0.00		
WES.AX	Wesfarmers Limited	940.00	940.00	0.00		402.86			1,342.86		0.00		
WBC.AX	Westpac Banking Corporation	5,360.00	5,360.00	0.00		2,297.14			7,657.14		0.00		
WDS.AX	Woodside Energy Group Ltd	7,958.32	7,958.32	0.00		3,410.71			11,369.03		0.00		
WOW.AX	Woolworths Group Limited	2,475.00	2,475.00	0.00		1,060.72			3,535.72		0.00		
		<b>131,131.69</b>	<b>113,520.81</b>	<b>17,610.88</b>		<b>48,651.81</b>			<b>179,783.50</b>		<b>0.00</b>		
<b>Stapled Securities</b>													
TGP.AX	360 Capital Group	481.25	332.50	0.00	19.65	142.50	0.00	0.00	494.65		0.00	1.36	127.74
APA.AX	APA Group	9,160.32	2,518.11	1,259.62	350.73	1,079.19	0.00	0.00	5,207.65	0.00	0.00	0.00	5,031.86
DXS.AX	Dexus Property Group	1,290.00	116.22	0.00	647.53	49.81	0.00	0.00	813.56	0.00	0.00	1,159.42	(633.17)
MGR.AX	Mirvac Group	257.78	0.00	0.00	136.31	0.00	0.00	0.00	136.31	0.00	0.00	93.34	28.13
SGP.AX	Stockland	786.00	0.00	0.00	498.74	0.00	0.00	0.00	498.74	0.00	0.00	70.16	217.10
		<b>11,975.35</b>	<b>2,966.83</b>	<b>1,259.62</b>	<b>1,652.96</b>	<b>1,271.50</b>	<b>0.00</b>	<b>0.00</b>	<b>7,150.91</b>	<b>0.00</b>	<b>0.00</b>	<b>1,324.28</b>	<b>4,771.66</b>

*P.M. - C.M.*

# Mahoney Family Super Plan

## Investment Income Report

As at 30 June 2023



Investment	Total Income	Franked	Unfranked	Interest/ Other	Franking Credits	Foreign Income	Foreign Credits * 1	Assessable Income (Excl. Capital Gains) * 2	TFN Credits	Other Deductions	Distributed Capital Gains	Non- Assessable Payments
	213,138.96	129,596.79	19,950.41	12,700.79	55,870.62	4,684.02	725.21	247,357.81	0.00	0.00	16,474.78	5,902.20

Assessable Income (Excl. Capital Gains) **247,357.81**

Net Capital Gain **10,983.19**

**Total Assessable Income 258,341.00**

\* 1 Includes foreign credits from foreign capital gains.

\* 2 Assessable Income in the SMSF Annual Return will be different as capital gains and losses from disposals of assets have not been included.

For a breakdown of Distributed Capital Gains and Non-Assessable Payments refer to Distributions Reconciliation Report.

*P.M. - C.M.*

Document electronically signed



[www.fusesign.com](http://www.fusesign.com)

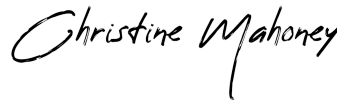
## Document Details

Document ID	c2e3b32b-f689-49da-a54e-6a8a967d9737
Document Bundle ID	0d820000-3acb-000d-579b-08dbe40d59bf
Uploaded to FuseSign	2023-11-13 16:05 +10:00
FuseSign subscriber	Green Frog Super
Initiator email	support@greenfrogsuper.com.au
Signed by	Christine Mahoney (cmahoney@bigpond.net.au   +61 xxxxxxx 344), Patrick Mahoney (pgmahoney2400@gmail.com   +61 xxxxxxx 223)
System finalisation	2023-11-13 16:22 +10:00
Verify URL	<a href="https://app.fuse.work/fusesign/verify/c2e3b32b-f689-49da-a54e-6a8a967d9737">https://app.fuse.work/fusesign/verify/c2e3b32b-f689-49da-a54e-6a8a967d9737</a>

## Document Signers

### Signer 1

**Name** Christine Mahoney  
**Email** cmahoney@bigpond.net.au  
**Mobile** +61 xxxxxxx 344  
**IP Address** 121.213.161.237  
**Verification Mode** SMS Code



---

### Signer 2

**Name** Patrick Mahoney  
**Email** pgmahoney2400@gmail.com  
**Mobile** +61 xxxxxxx 223  
**IP Address** 121.213.161.237  
**Verification Mode** SMS Code



---

## DOCUMENT AUDIT LOG

DATE TIME	USER	TRANSACTION
2023-11-13 16:05 +10:00	SUPPORT@GREENFROGSUPER.COM.AU	DOCUMENT BUNDLE CREATED BY KAREN BARNES (SUPPORT@GREENFROGSUPER.COM.AU) (SOURCE IP ADDRESS: 203.219.65.214)
2023-11-13 16:05 +10:00	SYSTEM	EMAILS SENT TO: CMAHONEY@BIGPOND.NET.AU (7 DOCUMENTS - 5 ACTIONS) PGMAHONEY2400@GMAIL.COM (7 DOCUMENTS - 5 ACTIONS) SMSS SENT TO: CHRISTINE MAHONEY - +61 XXXXXXX 344 (7 DOCUMENTS - 5 ACTIONS) PATRICK MAHONEY - +61 XXXXXXX 223 (7 DOCUMENTS - 5 ACTIONS)
2023-11-13 16:15 +10:00	CHRISTINE MAHONEY	SMS VERIFICATION REQUESTED TO MOBILE ENDING IN 344
2023-11-13 16:15 +10:00	CHRISTINE MAHONEY	CODE ENTERED AND VERIFIED
2023-11-13 16:15 +10:00	CHRISTINE MAHONEY	LINK OPENED FROM IP 121.213.161.237
2023-11-13 16:19 +10:00	CHRISTINE MAHONEY	DOCUMENT SIGNED: 2023 FINANCIAL STATEMENTS
2023-11-13 16:20 +10:00	CHRISTINE MAHONEY	CHRISTINE MAHONEY HAS COMPLETED BUNDLE 0D820000-3ACB-000D-579B-08DBE40D59BF
2023-11-13 16:20 +10:00	CHRISTINE MAHONEY	LINK OPENED FROM IP 121.213.161.237
2023-11-13 16:21 +10:00	PATRICK MAHONEY	SMS VERIFICATION REQUESTED TO MOBILE ENDING IN 223
2023-11-13 16:21 +10:00	PATRICK MAHONEY	CODE ENTERED AND VERIFIED
2023-11-13 16:21 +10:00	PATRICK MAHONEY	LINK OPENED FROM IP 121.213.161.237
2023-11-13 16:22 +10:00	PATRICK MAHONEY	DOCUMENT SIGNED: 2023 FINANCIAL STATEMENTS
2023-11-13 16:22 +10:00	PATRICK MAHONEY	PATRICK MAHONEY HAS COMPLETED BUNDLE 0D820000-3ACB-000D-579B-08DBE40D59BF
2023-11-13 16:22 +10:00	SYSTEM	FINALISING DOCUMENT (C2E3B32B-F689-49DA-A54E-6A8A967D9737)

## More Information

For more information on electronic signatures and to validate this document was signed by the parties listed above, please visit [www.fusesign.com](http://www.fusesign.com)