

EURO-PACIFIC HOLDINGS PTY LTD
LEVEL 9
33 FRANKLIN STREET
ADELAIDE SA 5000

PORTFOLIO REPORT

AS AT 29 FEB 2020.

ACCOUNT

316546 - EURO-PACIFIC HOLDINGS PTY LTD

ADVISER

PRF - Andrew Falk

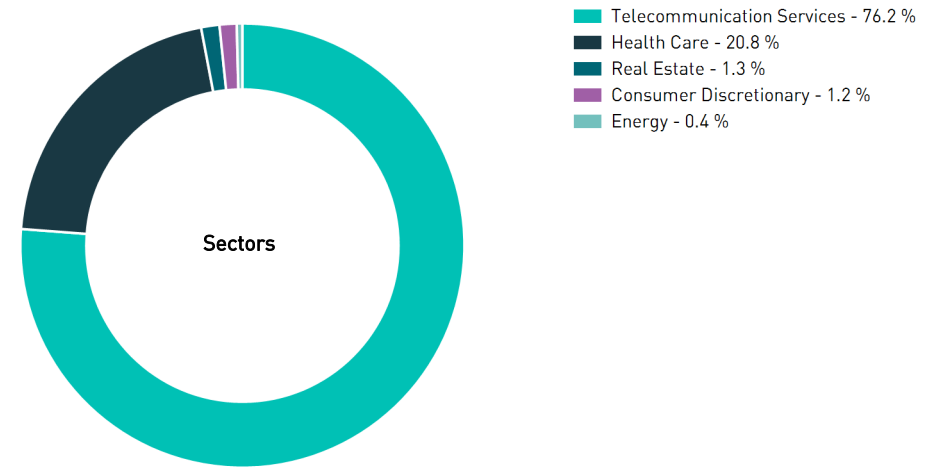
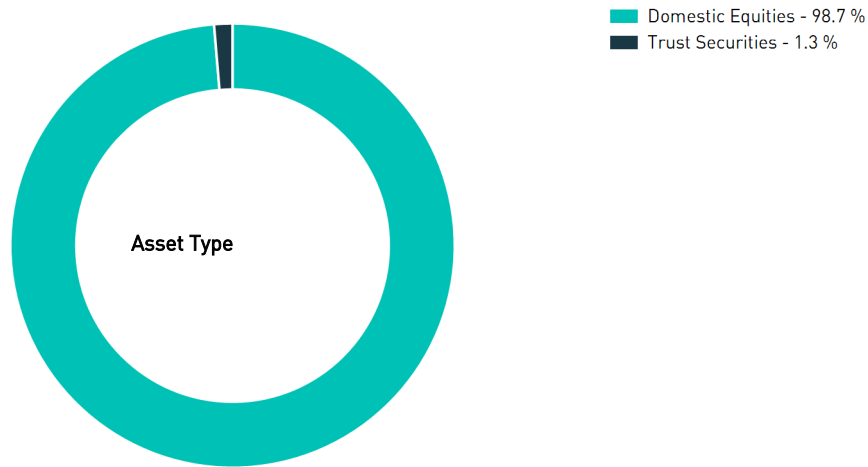
TOLL FREE NUMBER

1300 0 BELLS (1300 0 23557)

DISCLAIMER

This statement contains details of what we understand to be your current holdings. It is based on information derived from our records and on information supplied by you which we have assumed to be correct. No independent verification of the accuracy of that information has been undertaken. If you believe that we have misinterpreted this information or that some relevant information may have been overlooked, please let us know. While every effort has been made to provide you with an accurate portfolio statement, we give no warranty of accuracy of reliability and take no responsibility for any errors or omissions including negligence by any of our officers, employees or agents. These figures are historical - not current estimates. We therefore encourage you to compare the information contained in the portfolio statement with your own records. Where AUD figures are given to reflect international currency holdings, a notional exchange rate has been used, resulting figures are therefore indicative only and should not be used for tax purposes.

Summary.



Asset Type	Cost \$	Market Value \$	Unrealised +/- \$	Weight %	Average Yield %	Est. Income \$	Est. Total Income \$
Domestic Equities	2,152,616	178,944	-1,973,672.74	98.67	2.05	3,676	5,252
Trust Securities	3,551	2,415	-1,135.81	1.33	6.53	158	158
Total	\$2,156,167	\$181,359	(\$1,974,809)	100.00%	2.11%	\$3,834	\$5,410

Domestic Equities.

Security Code	Security Description	Units	Average Cost \$	Purchase Value \$	Closing Price \$	Market Value \$	Unrealised +/- \$	Hist EPS (cents)	Hist DPS (cents)	Yield % PA	Hist Est. Income \$	Hist Est. Gross Income \$	Weight %
ACR	Acrux Limited	236,000 #	3.64	860,074	0.160	37,760	-822,314	-5.0	0.0	0.00	0	0	20.82
DHG	Domain Holdings Australia Limited	8,241 #	2.33	19,202	3.190	26,289	7,087	6.6	6.0	1.88	494	706	14.50
NEC	Nine Entertainment Co. Holdings	29,888 #	10.97	327,761	1.585	47,372	-280,388	4.4	10.0	6.31	2,989	4,271	26.12
PRT	Prime Media Group Limited	460,876 #	1.60	737,212	0.140	64,523	-672,690	2.0	0.0	0.00	0	0	35.58
SWM	Seven West Media Limited	13,700 #	13.75	188,392	0.165	2,261	-186,132	-39.6	0.0	0.00	0	0	1.25
TAP	Tap Oil Limited	7,700 #	2.59	19,975	0.096	739	-19,236	6.0	2.5	26.04	193	275	0.41
Total				\$2,152,616		\$178,944	-\$1,973,673			2.05%	\$3,676	\$5,252	98.67%

Trust Securities.

Security Code	Security Description	Units	Average Cost \$	Purchase Value \$	Closing Price \$	Market Value \$	Unrealised +/- \$	Hist EPS (cents)	Hist DPS (cents)	Yield % PA	Hist Est. Income \$	Hist Est. Gross Income \$	Weight %
SCG	Scentre Stapled	698 #	5.09	3,551	3.460	2,415	-1,136	22.3	22.6	6.53	158	158	1.33
Total				\$3,551		\$2,415	-\$1,136			6.53%	\$158	\$158	1.33%

Portfolio Total.

Cost \$	Market Value \$	Unrealised +/- \$	Average Yield %	Est. Franked Income \$	Est. Total Income \$	Weight %
2,156,167	181,359	-1,974,809	2.11%	3,834	5,410	100.00%

* Security has been suspended

** Security has been delisted

*** Security has been suspended and delisted

Non sponsored holdings

Partially sponsored holding or unsettled trades

Estimated Income (Forecast and Historical).

Security Code	Security Description	Units Held	Mar \$	Apr \$	May \$	Jun \$	Jul \$	Aug \$	Sep \$	Oct \$	Nov \$	Dec \$	Jan \$	Feb \$	N/A \$	Total \$
ACR	Acrux Limited	236,000														0
DHG	Domain Holdings Australia Limited	8,241	137						275							412
NEC	Nine Entertainment Co. Holdings Limited	29,888		1,494						1,494						2,989
PRT	Prime Media Group Limited	460,876														0
SCG	Scentre Stapled	698						84						84		168
SWM	Seven West Media Limited	13,700													0	0
TAP	Tap Oil Limited	7,700										193				193
Total		757,103	137	1,494				84	275	1,494		193		84	0	3,761

N/A* Unknown Dividend Month

* Security has been suspended

** Security has been delisted

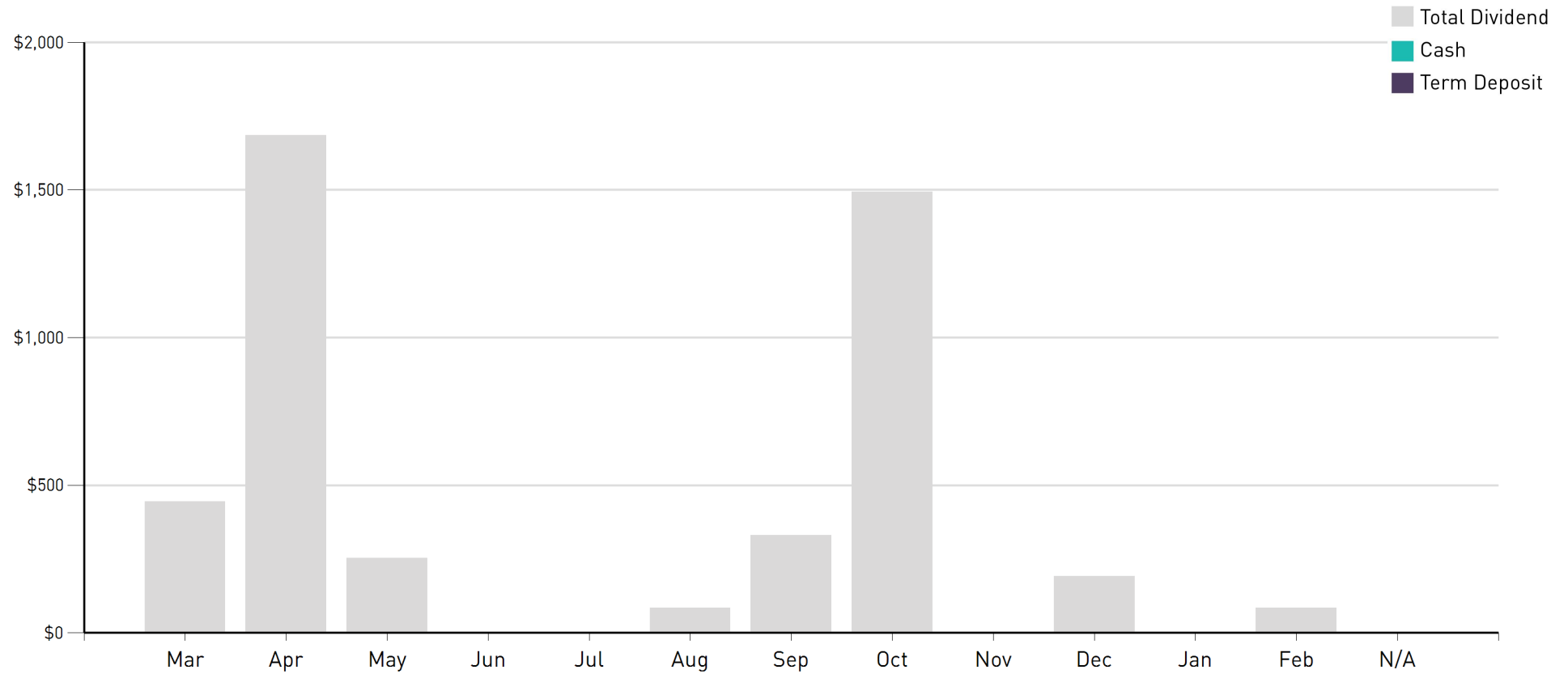
*** Security has been suspended and delisted

Non sponsored holdings

Partially sponsored holding or unsettled trades

Estimated Income.

Estimated 12 Month Forecast



N/A* Unknown Dividend Month

* Security has been suspended

** Security has been delisted

*** Security has been suspended and delisted

Non sponsored holdings

Partially sponsored holding or unsettled trades