

Waddell Family Superannuation Fund

ABN 21 680 817 372

Trustees: Paradell Investments Pty Ltd

Financial Statement
For the year ended 30 June 2021

Waddell Family Superannuation Fund
Statement of Financial Position
as at 30 June 2021

	Note	2021 \$	2020 \$
Assets			
Investments			
Cash and Cash Equivalents	6A	191,135.41	245,568.27
Derivative Investments	6B	1,122.67	-
Managed Investments	6C	20,657.88	139,046.71
Shares in Listed Companies	6D	3,298,974.53	2,479,498.76
Shares in Unlisted Companies	6E	-	4,930.64
Stapled Securities	6F	187,126.86	142,059.38
Units In Listed Unit Trusts	6G	347,190.86	203,472.00
Other Assets			
Unsettled Trades		-	(16,995.00)
Receivables		8,543.70	4,409.33
Current Tax Assets		29,817.16	29,557.84
Total Assets		<u>4,084,569.07</u>	<u>3,231,547.93</u>
Liabilities			
Total Liabilities		<u>-</u>	<u>-</u>
Net Assets Available to Pay Benefits		<u>4,084,569.07</u>	<u>3,231,547.93</u>
<i>Represented by:</i>			
Liability for Accrued Benefits	2		
Mr Leonard Waddell		1,835,106.06	1,457,419.49
Mrs Lesley Waddell		1,797,215.94	1,426,652.10
Ms Claire Waddell		143,802.22	112,031.96
Ms Vanessa Waddell		308,444.85	235,444.38
Total Liability for Accrued Benefits		<u>4,084,569.07</u>	<u>3,231,547.93</u>

*The accompanying notes form part of these financial statements.
This report should be read in conjunction with the accompanying compilation report.*

Waddell Family Superannuation Fund
Operating Statement
For the period 1 July 2020 to 30 June 2021

	Note	2021 \$	2020 \$
Income			
Member Receipts			
Contributions			
Employer		6,600.00	-
Investment Gains			
Realised Capital Gains	8A	7,233.77	(109,134.66)
Increase in Market Value	8B	791,242.00	(75,962.25)
Investment Income			
Distributions	7A	27,673.71	22,374.75
Dividends	7B	121,964.06	118,508.82
Foreign Income	7C	1,864.20	689.00
Interest	7D	178.99	889.85
Investment Fee Rebate	7E	-	23.23
Other Income		296.98	275.17
		957,053.71	(42,336.09)
Expenses			
Member Payments			
Lump Sums Paid		1,050.00	20,000.00
Pensions Paid		70,950.00	119,000.00
Other Expenses			
Accountancy Fee		6,666.00	5,935.46
Actuarial Fee		-	110.00
Adviser Fee		21,149.44	20,044.64
Auditor Fee		330.00	770.00
Regulatory Fees		55.00	54.00
SMSF Supervisory Levy		259.00	259.00
		100,459.44	166,173.10
Benefits Accrued as a Result of Operations before Income Tax		856,594.27	(208,509.19)
Income Tax			
Income Tax Expense		3,573.13	2,505.04
		3,573.13	2,505.04
Benefits Accrued as a Result of Operations		853,021.14	(211,014.23)

*The accompanying notes form part of these financial statements.
This report should be read in conjunction with the accompanying compilation report.*

Waddell Family Superannuation Fund

Notes to the Financial Statements

As at 30 June 2021

Note 1 - Statement of Significant Accounting Policies

The following significant accounting policies have been adopted in the preparation and presentation of the financial statements. They have been consistently applied in the current and previous periods unless otherwise stated to ensure the financial information satisfies the concept of relevance and reliability.

(a) Statement of Compliance

The trustees have prepared the financial statements on the basis that the superannuation fund is a non-reporting entity because the members are able to command the preparation of tailored reports so as to satisfy specifically all of their information needs and there are no other users dependent on the financial statements. The financial statements are therefore special purpose financial statements that have been prepared in accordance with the legislative requirements of the *Superannuation Industry (Supervision) Act 1993* and *Regulations 1994* and the provisions of the Trust Deed. The trustees have determined that the accounting policies adopted are appropriate to meet their needs.

(b) Basis of Preparation

The financial statements have been prepared on a cash basis using historical costs convention unless stated otherwise. For investments and financial liabilities, they are measured at market values.

The financial statements are presented in Australian dollars, which is the functional currency of the fund.

(c) Use of Accounting Estimates and Judgments

The preparation of financial statements requires the trustees to make judgments, estimates and assumptions that affect the application of accounting policies and the reported amounts of assets and liabilities, income and expenses. The estimates and associated assumptions are based on historical experience and various other factors that are believed to be reasonable under the circumstance, the results of which form the basis of making the judgments. Actual results may differ from these estimates.

Estimates and underlying assumptions are reviewed on an ongoing basis. Revisions to accounting estimates are recognised in the period in which the estimate is revised and in any future period affected.

(d) Cash and Cash Equivalents

Cash and cash equivalents include cash on hand, deposits held at call with banks or financial institutions and short-term, highly liquid investments that are readily convertible to cash and are subject to an insignificant risk of change in value.

(e) Foreign Currency

Any foreign currency transactions during the financial year are brought to account using the exchange rate in effect at the date of the transaction. Foreign currency monetary items at reporting date are translated at the exchange rate existing at reporting date. Exchange differences are recognised in the operating statement in the period in which they arise.

(f) Valuation of Assets

Investment

An investment is initially recognised when as a result of past transactions or events, the Fund controls the future economic benefits expected to flow from the asset.

The investment assets are firstly recorded at cost, being the fair value of the consideration given. After initial recognition, they are measured at market value. Gains or losses arising from changes in market value are recognised on the Operating Statement in the periods in which they occur.

Market value as defined in s10 of *SISA 1993*, in relation to an asset, means the amount that a willing buyer of the asset could reasonably be expected to pay to acquire the asset from a willing seller if the following assumptions were made:

- i. that the buyer and the seller dealt with each other at arm's length in relation to the sale;
- ii. that the sale occurred after proper marketing of the asset;
- iii. that the buyer and the seller acted knowledgeably and prudentially in relation to the sale.

As disposal costs are generally immaterial unless otherwise stated, market value approximates fair value.

Waddell Family Superannuation Fund

Notes to the Financial Statements

As at 30 June 2021

Market values for various types of investment have been determined as follows:

- i. listed securities, government and other fixed interest securities for which there is a readily available market quotation, the valuation is recorded as the last quoted sale price as at the close of business on reporting date. If the listed securities are foreign, they are also converted to Australian dollars using the exchange rate at the close of business on the reporting date;
- ii. unit trusts and managed funds are stated by reference to the unit redemption price quoted by the fund manager at the end of the reporting period;
- iii. unlisted investments are stated at the Trustees' valuation based on estimated market value at balance date; or where necessary, upon external valuers' expert opinions;
- iv. Investment properties are carried at market value and are held for the purpose of generating long-term rental yields and capital appreciation. The Trustees give consideration to the value of the investment property each financial year and revalue when a significant event occurs or when deemed appropriate. Where an external valuation has been obtained, the valuation is based on objective and supportable data and has been carried out by a property valuation service provider or qualified independent valuer as appropriate.

Financial Liabilities

The Fund initially recognises a financial liability on the date it becomes a party to the contractual provisions of the instrument.

Financial liabilities including credit balances of hedging instruments and derivatives are measured at market values as at the reporting date. Any change in market values of the financial liabilities since the beginning of the reporting period shall be included in the profit or loss for the reporting period. As disposal costs are generally immaterial, unless otherwise stated, market value approximates fair value.

Receivables and Payables

Current assets such as accounts receivable, which are expected to be recovered within twelve months after the reporting period, are carried at nominal amounts which approximate the fair values.

Accounts payable are recognised when the Fund becomes obliged to make future payments resulting from the goods and services received, whether or not billed to the Fund and are carried at nominal amounts which are equivalent to fair values.

(g) Revenue Recognition

Revenue is recognised to the extent that it is probable that the economic benefits will flow to the Fund and the revenue can be reliably measured. Revenue is measured at the fair value of consideration received or receivable. The following recognition criteria relate to the specific items of revenue the Fund receives:

Interest

The interest revenue is recognised by the Fund on a cash receipt basis, unless the Fund chooses the accrual method and the amount can be reliably measured by reference to the principal outstanding and using the effective interest rate of the instrument calculated at the acquisition or origination date.

Dividend Revenue

The entitlement to a dividend is based on the date the shares are quoted ex-dividend; the actual dividend revenue is recognised by the Fund when it is received.

Distribution Revenue

Distributions from unit trusts and managed funds are recognised as at the date the unit value is quoted ex-distributions and if not received at the end of the reporting period, are reflected in the statement of financial position as a receivable at market value.

Rental Income

Rent from investment properties is recognised by the Fund on a cash receipt basis.

Movement in market values

Changes in the market value of investments are determined as the difference between the market value at balance date or consideration received (if sold during the year) and the market value as at the prior year end or cost (if the investment was acquired during the period). All movements are recognised in the Operating Statement.

Contributions and Rollovers In

Contributions and rollovers in are recognised when the control and the benefits from the revenue have been attained and are recorded by the Fund, gross of any taxes, in the period to which they relate.

The financial report was authorised for issue on 12 October 2021 by the directors of the trustee company.

Waddell Family Superannuation Fund
Notes to the Financial Statements
As at 30 June 2021

Note 2 – Liability for Accrued Benefits

The liability for accrued benefits represents the fund's present obligation to pay benefits to members and beneficiaries and has been calculated as the difference between the carrying amount of the assets and the carrying amount of the other payables and income tax liabilities as at the end of the reporting period. Changes in the Liability for Accrued Benefits are as follows:

	Current	Previous
Liability for Accrued Benefits at beginning of period	3,231,547.93	3,442,562.16
Benefits Accrued during the period	925,021.14	(72,014.23)
Benefits Paid during the period	(72,000.00)	(139,000.00)
Liability for Accrued Benefits at end of period	4,084,569.07	3,231,547.93

Any amount in the Unallocated Contributions account represent amounts that have been received by the fund from either the members of the fund or a third party but have not been allocated to any specific member as at the reporting date. It is the intention of the trustee to allocate any such amounts recorded as unallocated contributions within 28 days following the end of the month to specific fund member, which will increase the liability for members accrued benefits.

Note 3 – Vested Benefits

Vested benefits are benefits which are not conditional upon continued membership of the fund (or any factor other than resignation from the plan) and include benefits which members were entitled to receive had they terminated their fund membership as at the reporting period.

	Current	Previous
Vested Benefits at beginning of period	3,231,547.93	3,442,562.16
Benefits Accrued during the period	925,021.14	(72,014.23)
Benefits Paid during the period	(72,000.00)	(139,000.00)
Vested Benefits at end of period	4,084,569.07	3,231,547.93

Note 4 – Guaranteed Benefits

No guarantees have been made in respect of any part of the liability for accrued benefits.

Note 5 – Funding Arrangements

No fixed funding arrangements were in place for the Fund as at year end.

Note 6A – Cash and Cash Equivalents

	Current	Previous
At market value:		
ANZ A/c 4843-80432	1,976.79	1,216.64
Macquarie Bank A/c 123200768	184,569.43	243,153.41
Qudos Bank - DIY Super A/c 2324460	306.47	1,003.40
Qudos Bank - Qsaver A/c 02201753	4,282.51	194.61
Qudos Bank A/c 02200285	0.21	0.21
	191,135.41	245,568.27

Note 6B – Derivative Investments

	Current	Previous
At market value:		
Magellan Global Fund. - Option Expiring 01-Mar-2024 Deferred	632.97	0.00
Wam Global Limited - Option Expiring 12-Sep-2022 Deferred	489.70	0.00
	1,122.67	0.00

Waddell Family Superannuation Fund
Notes to the Financial Statements
As at 30 June 2021

Note 6C – Managed Investments

	Current	Previous
At market value:		
Centuria Healthcare Property Fund	20,657.88	0.00
Magellan Global Fund	0.00	52,843.84
Platinum Asia Fund (Quoted Managed Hedge Fund) - Trading Managed Units Fully Paid	0.00	33,250.00
Platinum Japan Fund	0.00	31,785.61
Watermark Absolute Return Fund	0.00	21,167.26
	20,657.88	139,046.71

Waddell Family Superannuation Fund
Notes to the Financial Statements
As at 30 June 2021

Note 6D – Shares in Listed Companies

	Current	Previous
At market value:		
Adbri Limited	31,230.00	9,540.00
Amcor PLC - Cdi 1:1 Foreign Exempt Nyse	60,520.00	28,960.00
AMP. Limited	16,171.88	26,665.62
ANZ Bank	137,006.05	90,720.88
Ardent Leisure Group Limited - Ordinary Fully Paid Deferred Settlement	11,760.00	4,680.00
Australia And New Zealand Banking Group Limited - Cap Note Deferred Settlement	63,100.50	61,212.50
BHP Billiton Ltd	277,820.40	204,890.40
Brickworks Limited	25,070.00	15,830.00
Commonwealth Bank Of Australia. - Capital Notes Deferred Settlement	0.00	17,343.00
Duxton Broadacre Farms Limited	27,400.00	21,000.00
Elders Limited	150,923.85	85,411.14
Emeco Holdings	5,504.99	5,191.91
Emeco Holdings Limited (LW)	11,195.66	10,558.94
EML Payments Ltd	87,000.00	100,200.00
Energy Resources (LW)	353.08	210.49
Estia Health Limited	24,700.00	15,350.00
Hearts And Minds Investments Limited	190,213.92	136,936.41
Immutep Limited	2,907.30	819.33
Link Administration Holdings Limited	10,080.00	8,200.00
Macquarie Group Limited - Cap Note 3-Bbsw+4.00% Perp Non-Cum Red T-12-24	26,317.50	25,420.00
Macquarie Group Limited - Capital Note 6	0.00	51,630.50
Macquarie Group Limited - Capital Notes 3	112,018.40	55,397.52
Macquarie Group Ltd	242,779.36	184,067.20
Mineral Resources Limited	107,460.00	171,477.00
MMA Offshore Limited (LW)	19,065.92	7,013.11
Myer Holdings Limited	1,775.00	925.00
National Australia Bank Limited - Cap Note 3	41,400.00	41,276.00
National Australia Bank Limited - Capital Notes 3	40,998.20	38,946.20
Nitro Software Limited	35,048.26	21,683.97
Nufarm Limited	18,320.00	16,360.00
Nuix Limited - Ordinary Fully Paid Deferred Settlement	7,072.00	0.00
Origin Energy Limited	35,114.86	42,550.24
Pendal Group Limited	104,070.72	25,372.50
Perpetual Equity Investment Company Limited	0.00	18,100.00
Perpetual Limited	82,302.75	35,604.00
QBE Insurance Group	107,900.00	66,015.86
Qube Holdings Limited	138,085.20	126,759.60
Sandon Capital Investments Ltd	60,000.00	35,100.00
Santos Ltd	85,080.00	31,800.00
Sonic Healthcare Limited	134,208.00	106,352.85
South32 Limited - Ordinary Fully Paid Deferred Settlement	19,352.65	13,474.20
Suncorp Group Limited - Cap Note 3-Bbsw+4.10% Perp Non-Cum Red T-06-22	61,494.00	60,862.80
T.P.G. Telecom Limited	0.00	50,677.75
Telstra Corporation.	100,068.64	83,301.82
TPG Telecom Limited. - Ordinary Fully Paid Deferred Settlement	76,215.50	0.00
Tuas Limited - Ordinary Fully Paid Deferred Settlement	1,830.51	0.00
Vgi Partners Asian Investments Limited	30,132.00	23,622.00
Vgi Partners Global Investments Limited	32,109.70	23,918.45
VGI Partners Limited	3,316.50	3,960.00
Vocus Communications Limited	0.00	19,691.25
Wam Global Limited	94,058.00	29,653.50
Wam Leaders Limited	119,973.45	79,605.02
Westpac Banking Corp	129,050.00	49,362.50

Waddell Family Superannuation Fund
Notes to the Financial Statements
As at 30 June 2021

Westpac Banking Corporation - Cap Note 4 Deferred Settlement	33,847.40	64,653.60
Whitehaven Coal Limited	19,400.00	14,300.00
Woodside Petroleum	46,152.38	16,843.70
	3,298,974.53	2,479,498.76

Note 6E – Shares in Unlisted Companies

	Current	Previous
At market value:		
The PAS Group Ltd	0.00	4,930.64
	0.00	4,930.64

Note 6F – Stapled Securities

	Current	Previous
At market value:		
Arena REIT. - Fully Paid Ordinary/Units Stapled Securities	46,155.60	17,127.99
Goodman Group - Fully Paid Ordinary/Units Stapled Securities	50,808.00	0.00
Lendlease Group	44,247.06	47,760.57
National Storage Reit	45,916.20	77,170.82
	187,126.86	142,059.38

Note 6G – Units In Listed Unit Trusts

	Current	Previous
At market value:		
Betashares Aus Top20 Equity Yield Max Fund (Mg Fd) - Trading Managed Fund Units Fully Paid	99,000.00	85,920.00
Betashares Australian Investment Grade Corporate Bond ETF - Exchange Traded Fund Units Fully Paid	0.00	24,408.00
Betashares Global Sustainability Leaders ETF - Exchange Traded Fund Units Fully Paid	44,695.00	0.00
Magellan Global Equities Fund(Currency Hedged)(Mf) - Trading Managed Fund Units Fully Paid	22,852.00	19,894.00
Magellan Global Fund. - Ordinary Units Fully Paid Closed Class Def Set	67,523.86	0.00
Magellan Infrastructure Fund (Currency Hedged)(Managed Fund) - Trading Managed Fund Units Fully Paid	0.00	14,150.00
Nb Global Corporate Income Trust - Ordinary Units Fully Paid	36,800.00	33,000.00
Perpetual Credit Income Trust - Ordinary Units Fully Paid	0.00	25,920.00
RNY Property Trust (LW)	0.00	180.00
Vaneck Vectors China New Economy ETF - Exchange Traded Fund Units Fully Paid	76,320.00	0.00
	347,190.86	203,472.00

Waddell Family Superannuation Fund
Notes to the Financial Statements
As at 30 June 2021

Note 7A – Distributions

	Current	Previous
Bentham Global Income Fund	0.00	345.85
Centuria Healthcare Property Fund	771.28	0.00
Magellan Global Fund	2,203.05	0.00
PIMCO Global Bond Fund - Wholesale Class	0.00	386.45
Platinum Asia Fund (Quoted Managed Hedge Fund) - Trading Managed Units Fully Paid	751.74	0.00
Watermark Absolute Return Fund	12.01	0.00
Arena REIT. - Fully Paid Ordinary/Units Stapled Securities	1,897.51	535.74
Goodman Group - Fully Paid Ordinary/Units Stapled Securities	216.00	0.00
Lendlease Group	193.08	403.53
National Storage Reit	2,654.61	3,835.42
Betashares Aus Top20 Equity Yield Max Fund (Mg Fd) - Trading Managed Fund Units Fully Paid	8,194.90	12,102.99
Betashares Australian Investment Grade Corporate Bond ETF - Exchange Traded Fund Units Fully Paid	569.47	1,087.37
Betashares Global Sustainability Leaders ETF - Exchange Traded Fund Units Fully Paid	2,424.72	0.00
Magellan Global Equities Fund(Currency Hedged)(Mf) - Trading Managed Fund Units Fully Paid	1,564.22	0.00
Magellan Global Fund. - Ordinary Units Fully Paid Closed Class Def Set	1,365.40	0.00
Magellan Global Trust - Ordinary Units Fully Paid	1,052.52	0.00
Magellan Infrastructure Fund (Currency Hedged)(Managed Fund) - Trading Managed Fund Units Fully Paid	978.91	0.00
Nb Global Corporate Income Trust - Ordinary Units Fully Paid	1,929.41	2,173.18
Perpetual Credit Income Trust - Ordinary Units Fully Paid	0.00	1,150.39
Vaneck Vectors China New Economy ETF - Exchange Traded Fund Units Fully Paid	894.88	0.00
Vaneck Vectors Chinaamc Csi 300 ETF - Exchange Traded Fund Cdis 1:1	0.00	333.08
AMP Capital China Growth Fund	0.00	13.12
AMP Capital China Growth Fund (LW)	0.00	7.63
	27,673.71	22,374.75

Waddell Family Superannuation Fund
Notes to the Financial Statements
As at 30 June 2021

Note 7B – Dividends

	Current	Previous
Adbri Limited	1,542.85	0.00
AMP. Limited	2,053.57	0.00
ANZ Bank	4,171.71	10,623.97
Australia And New Zealand Banking Group Limited - Cap Note Deferred Settlement	2,800.64	3,329.70
BHP Billiton Ltd	16,881.43	14,369.44
Brickworks Limited	857.14	0.00
Commonwealth Bank Of Australia. - Capital Notes Deferred Settlement	0.00	399.29
Elders Limited	4,892.71	2,331.52
Estia Health Limited	0.00	1,885.72
Hearts And Minds Investments Limited	7,548.17	0.00
I.A.G. Finance (New Zealand) \$100 Reset Securities(IANG)	0.00	373.62
Incitec Pivot Limited	0.00	49.01
Invocare Limited	0.00	500.00
Link Administration Holdings Limited	198.14	0.00
Macquarie Group Limited - Cap Note 3-Bbsw+4.00% Perp Non-Cum Red T-12-24	1,015.54	2,184.88
Macquarie Group Limited - Capital Note 6	0.00	3,338.47
Macquarie Group Limited - Capital Notes 3	4,380.22	2,757.95
Macquarie Group Ltd	5,726.88	11,209.87
Mineral Resources Limited	8,938.57	7,134.29
National Australia Bank Limited - Cap Note 3	2,023.37	2,440.69
National Australia Bank Limited - Cap Note 3-Bbsw+3.50% Perp Non- Cum Red T-07-23	0.00	674.25
National Australia Bank Limited - Capital Notes 3	1,542.79	1,886.87
Origin Energy Limited	1,751.85	2,694.00
Pendal Group Limited	2,844.39	1,368.75
Perpetual Equity Investment Company Limited	0.00	1,885.72
Perpetual Limited	3,933.86	0.00
QBE Insurance Group	375.43	4,612.17
Qube Holdings Limited	2,986.97	3,445.02
Sandfire Resources Limited	228.57	0.00
Sandon Capital Investments Ltd	4,054.06	5,793.10
Santos Ltd	1,332.56	1,320.10
Sonic Healthcare Limited	3,431.59	3,352.70
South32 Limited - Ordinary Fully Paid Deferred Settlement	299.84	996.38
Suncorp Group Limited - Cap Note 3-Bbsw+4.10% Perp Non-Cum Red T-06-22	2,495.91	2,261.75
T.P.G. Telecom Limited	6,939.80	405.35
Tabcorp Holdings Limited	0.00	628.57
Telstra Corporation.	6,083.20	6,083.20
TPG Telecom Limited. - Ordinary Fully Paid Deferred Settlement	608.04	0.00
Vgi Partners Global Investments Limited	561.68	187.23
VGI Partners Limited	232.14	184.40
Wam Global Limited	3,472.86	1,135.72
Wam Leaders Limited	7,276.03	5,451.34
Westpac Banking Corp	5,360.72	3,142.86
Westpac Banking Corporation - Cap Note 3-Bbsw+4.00% Perp Non- Cum Red T-03-21	0.00	751.89
Westpac Banking Corporation - Cap Note 4 Deferred Settlement	2,024.71	4,711.97
Woodside Petroleum	572.87	1,515.67
Lendlease Group	523.25	1,091.39
	121,964.06	118,508.82

Waddell Family Superannuation Fund
Notes to the Financial Statements
As at 30 June 2021

Note 7C – Foreign Income

	Current	Previous
Amcor PLC - Cdi 1:1 Foreign Exempt Nyse	1,864.20	689.00
	1,864.20	689.00

Note 7D – Interest

	Current	Previous
ANZ A/c 4843-80432	0.15	1.40
Macquarie Bank A/c 123200768	166.30	876.34
Qudos Bank - DIY Super A/c 2324460	3.07	10.14
Qudos Bank - Qsaver A/c 02201753	9.47	1.97
	178.99	889.85

Note 7E – Investment Fee Rebate

	Current	Previous
Bentham Global Income Fund	0.00	23.23
	0.00	23.23

Waddell Family Superannuation Fund
Notes to the Financial Statements
As at 30 June 2021

Note 8A – Realised Capital Gains

	Current	Previous
Managed Investments		
Bentham Global Income Fund	0.00	(570.03)
Magellan Global Fund	3,697.78	0.00
PIMCO Global Bond Fund - Wholesale Class	0.00	(2,022.13)
Platinum Asia Fund (Quoted Managed Hedge Fund) - Trading Managed Units Fully Paid	(1,390.00)	0.00
Platinum Japan Fund	(8,363.04)	0.00
Watermark Absolute Return Fund	837.42	0.00
Shares in Listed Companies		
Commonwealth Bank Of Australia. - Capital Notes Deferred Settlement	(648.00)	0.00
Damstra Holdings Limited	0.00	(753.52)
Elders Limited	3,585.78	0.00
EML Payments Ltd	7,250.00	22,860.00
I.A.G. Finance (New Zealand) \$100 Reset Securities(IANG)	0.00	1,770.02
Incitec Pivot Limited	0.00	(6,150.90)
Invocare Limited	0.00	(860.08)
L1 Long Short Fund Limited	0.00	(15,225.00)
Macquarie Group Limited - Cap Note 3-Bbsw+4.00% Perp Non-Cum Red T-12-24	0.00	(2,970.00)
Macquarie Group Limited - Capital Note 6	1,687.05	0.00
Mineral Resources Limited	102,557.71	3,957.91
MMA Offshore Limited (LW)	0.00	(65,697.04)
National Australia Bank Limited - Cap Note 3-Bbsw+3.50% Perp Non-Cum Red T-07-23	0.00	1,000.20
Nitro Software Limited	5,600.00	0.00
Origin Energy Limited	(5,580.00)	0.00
Pendal Group Limited	(445.00)	(1,193.61)
Perpetual Equity Investment Company Limited	(900.00)	0.00
Qube Holdings Limited	0.00	(1,859.60)
Sandfire Resources Limited	1,620.00	0.00
Santos Ltd	0.00	17,165.84
South32 Limited - Ordinary Fully Paid Deferred Settlement	0.00	(2,382.58)
T.P.G. Telecom Limited	11,833.45	20.91
Tabcorp Holdings Limited	0.00	(378.88)
Temple & Webster Group Ltd	315.85	0.00
Vocus Communications Limited	(19,170.75)	0.00
Westpac Banking Corporation - Cap Note 3-Bbsw+4.00% Perp Non-Cum Red T-03-21	0.00	60.20
Westpac Banking Corporation - Cap Note 4 Deferred Settlement	960.33	0.00
Shares in Unlisted Companies		
The PAS Group Ltd	(100,803.00)	0.00
Stapled Securities		
Lendlease Group	0.00	(6,142.24)
National Storage Reit	10,845.14	4,654.10
Units In Listed Unit Trusts		
Betashares Aus Top20 Equity Yield Max Fund (Mg Fd) - Trading Managed Fund Units Fully Paid	0.00	(10,679.79)
Betashares Australian Investment Grade Corporate Bond ETF - Exchange Traded Fund Units Fully Paid	(360.00)	0.00
Ishares China Large-Cap ETF - Exchange Traded Fund Units Fully Paid	(120.00)	0.00
Kkr Credit Income Fund - Ordinary Units Fully Paid	0.00	(6,075.00)
Magellan Infrastructure Fund (Currency Hedged)(Managed Fund) - Trading Managed Fund Units Fully Paid	(781.95)	0.00
Perpetual Credit Income Trust - Ordinary Units Fully Paid	(4,995.00)	0.00
Vaneck Vectors China New Economy ETF - Exchange Traded Fund Units Fully Paid	0.00	5,671.29
Vaneck Vectors Chinaamc Csi 300 ETF - Exchange Traded Fund Cdis 1:1	0.00	413.80
Units In Unlisted Unit Trusts		

Waddell Family Superannuation Fund
Notes to the Financial Statements
As at 30 June 2021

AMP Capital China Growth Fund	0.00	(28,042.63)
AMP Capital China Growth Fund (LW)	0.00	(15,705.90)
	<u>7,233.77</u>	<u>(109,134.66)</u>

Waddell Family Superannuation Fund
Notes to the Financial Statements
As at 30 June 2021

Note 8B – Increase in Market Value

	Current	Previous
Derivative Investments		
Magellan Global Fund. - Option Expiring 01-Mar-2024 Deferred	632.97	0.00
NEW Energy Solar - Option Expiring 08-Aug-2019 Deferred	0.00	(15.94)
Wam Global Limited - Option Expiring 12-Sep-2022 Deferred	489.70	0.00
Managed Investments		
Bentham Global Income Fund	0.00	400.15
Centuria Healthcare Property Fund	657.88	0.00
Magellan Global Fund	(2,843.84)	2,324.74
PIMCO Global Bond Fund - Wholesale Class	0.00	980.01
Platinum Asia Fund (Quoted Managed Hedge Fund) - Trading Managed Units Fully Paid	3,070.00	3,500.00
Platinum Japan Fund	8,214.39	(1,479.20)
Watermark Absolute Return Fund	(23.38)	38.06
Shares in Listed Companies		
Adbri Limited	7,130.00	780.00
Amcor PLC - Cdi 1:1 Foreign Exempt Nyse	1,317.50	(447.50)
AMP. Limited	(10,493.74)	1,065.62
ANZ Bank	46,285.17	(46,577.19)
Ardent Leisure Group Limited - Ordinary Fully Paid Deferred Settlement	7,080.00	(7,920.00)
Australia And New Zealand Banking Group Limited - Cap Note Deferred Settlement	1,888.00	(2,448.50)
BHP Billiton Ltd	72,930.00	(11,980.24)
Brickworks Limited	9,240.00	650.05
Commonwealth Bank Of Australia. - Capital Notes Deferred Settlement	657.00	(657.00)
Duxton Broadacre Farms Limited	6,400.00	(2,600.00)
Elders Limited	22,952.79	29,882.55
Emeco Holdings	313.08	(5,609.35)
Emeco Holdings Limited (LW)	636.72	(11,407.90)
EML Payments Ltd	4,550.00	(6,000.00)
Energy Resources (LW)	142.59	(54.32)
Estia Health Limited	9,350.00	(11,050.00)
Hearts And Minds Investments Limited	53,277.51	11,140.61
I.A.G. Finance (New Zealand) \$100 Reset Securities(IANG)	0.00	(1,970.12)
Immutep Limited	2,087.97	(502.12)
Incitec Pivot Limited	0.00	6,490.20
Invocare Limited	0.00	(5,059.92)
L1 Long Short Fund Limited	0.00	11,375.00
Link Administration Holdings Limited	1,880.00	180.05
Macquarie Group Limited - Cap Note 3-Bbsw+4.00% Perp Non-Cum Red T-12-24	897.50	(1,560.00)
Macquarie Group Limited - Capital Note 6	(1,630.50)	(2,044.50)
Macquarie Group Limited - Capital Notes 3	4,725.88	(2,706.48)
Macquarie Group Ltd	58,712.16	(10,538.08)
Mineral Resources Limited	17,384.61	52,179.00
MMA Offshore Limited (LW)	1,831.24	54,533.80
Myer Holdings Limited	850.00	(1,800.00)
National Australia Bank Limited - Cap Note 3	124.00	(1,515.20)
National Australia Bank Limited - Cap Note 3-Bbsw+3.50% Perp Non- Cum Red T-07-23	0.00	(1,344.20)
National Australia Bank Limited - Capital Notes 3	2,052.00	(1,314.80)
Nitro Software Limited	20,244.29	(2,477.75)
Nufarm Limited	1,960.00	(40.00)
Nuix Limited - Ordinary Fully Paid Deferred Settlement	(11,540.00)	0.00
Origin Energy Limited	(5,142.88)	(8,680.42)
Pendal Group Limited	30,720.55	1,338.61
Perpetual Equity Investment Company Limited	1,900.00	(2,700.00)
Perpetual Limited	20,792.25	304.00

Waddell Family Superannuation Fund
Notes to the Financial Statements
As at 30 June 2021

QBE Insurance Group	17,755.45	(22,129.47)
Qube Holdings Limited	11,325.60	1,958.58
Sandon Capital Investments Ltd	24,900.00	(14,400.00)
Santos Ltd	23,030.00	(18,945.38)
Sonic Healthcare Limited	27,855.15	11,638.35
South32 Limited - Ordinary Fully Paid Deferred Settlement	5,878.45	(7,197.12)
Suncorp Group Limited - Cap Note 3-Bbsw+4.10% Perp Non-Cum Red T-06-22	631.20	2,122.80
T.P.G. Telecom Limited	(15,634.00)	14,130.75
Tabcorp Holdings Limited	0.00	2,060.14
Telstra Corporation.	16,766.82	(19,162.08)
TPG Telecom Limited. - Ordinary Fully Paid Deferred Settlement	(7,674.27)	0.00
Tuas Limited - Ordinary Fully Paid Deferred Settlement	(99.05)	0.00
Vgi Partners Asian Investments Limited	6,510.00	(7,378.00)
Vgi Partners Global Investments Limited	8,191.25	(7,142.77)
VGI Partners Limited	(643.50)	(709.50)
Vocus Communications Limited	35,925.00	(2,136.00)
Wam Global Limited	13,604.50	(1,669.50)
Wam Leaders Limited	40,368.43	(5,572.76)
Westpac Banking Corp	34,717.50	(28,627.50)
Westpac Banking Corporation - Cap Note 3-Bbsw+4.00% Perp Non-Cum Red T-03-21	0.00	(1,310.00)
Westpac Banking Corporation - Cap Note 4 Deferred Settlement	(806.20)	(2,275.20)
Whitehaven Coal Limited	5,100.00	(2,729.95)
Woodside Petroleum	(138.83)	(11,444.38)
Shares in Unlisted Companies		
The PAS Group Ltd	95,872.36	(7,870.06)
Stapled Securities		
Arena REIT. - Fully Paid Ordinary/Units Stapled Securities	18,027.61	(1,103.89)
Goodman Group - Fully Paid Ordinary/Units Stapled Securities	7,429.25	0.00
Lendlease Group	(3,513.51)	7,109.01
National Storage Reit	(4,939.48)	2,436.72
Units In Listed Unit Trusts		
Betashares Aus Top20 Equity Yield Max Fund (Mg Fd) - Trading Managed Fund Units Fully Paid	13,080.00	(13,630.21)
Betashares Australian Investment Grade Corporate Bond ETF - Exchange Traded Fund Units Fully Paid	387.00	(387.00)
Betashares Global Sustainability Leaders ETF - Exchange Traded Fund Units Fully Paid	9,850.00	0.00
Magellan Global Equities Fund(Currency Hedged)(Mf) - Trading Managed Fund Units Fully Paid	2,958.00	116.00
Magellan Global Fund. - Ordinary Units Fully Paid Closed Class Def Set	1,083.86	0.00
Magellan Infrastructure Fund (Currency Hedged)(Managed Fund) - Trading Managed Fund Units Fully Paid	150.00	(150.00)
Nb Global Corporate Income Trust - Ordinary Units Fully Paid	3,800.00	(7,500.00)
Perpetual Credit Income Trust - Ordinary Units Fully Paid	3,780.00	(4,320.00)
RNY Property Trust (LW)	(180.00)	0.00
Vaneck Vectors China New Economy ETF - Exchange Traded Fund Units Fully Paid	4,190.00	1,128.21
Vaneck Vectors Chinaamc Csi 300 ETF - Exchange Traded Fund Cdis 1:1	0.00	717.40
Units In Unlisted Unit Trusts		
AMP Capital China Growth Fund	0.00	28,042.94
AMP Capital China Growth Fund (LW)	0.00	15,705.90
	791,242.00	(75,962.25)

Waddell Family Superannuation Fund


Trustee Declaration


In the opinion of the Trustees of the Waddell Family Superannuation Fund.


The Fund is not a reporting entity and this special purpose financial report should be prepared in accordance with the accounting policies described in Note 1 to these financial statements.

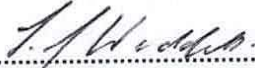
- (i) the financial statements and notes to the financial statements for the year ended 30 June 2021 present fairly the financial position of the Fund at 30 June 2021 and the results of its operations for the year then ended in accordance with the accounting policies described in Note 1 to the financial statements; and
- (ii) the financial statements and notes to the financial statements have been prepared in accordance with the requirements of the Trust Deed; and
- (iii) the operation of the Fund has been carried out in accordance with its Trust Deed and in compliance with the requirements of the Superannuation Industry (Supervision) Act 1993 during the year ended 30 June 2021.

Signed in accordance with a resolution of the directors of Paradell Investments Pty Ltd by:


..... Dated: 22 10 2021
Claire Waddell
Director: Paradell Investments Pty Ltd


..... Dated: 22 10 2021
Lesley Waddell
Director: Paradell Investments Pty Ltd


..... Dated: 22 10 2021
Vanessa Waddell
Director: Paradell Investments Pty Ltd


..... Dated: 22 10 2021
Leonard Waddell
Director: Paradell Investments Pty Ltd

Compilation Report to the Trustees and Members of Waddell Family Superannuation Fund

ABN 21 680 817 372
For the period 1 July 2020 to 30 June 2021

On the basis of the information provided by the Trustees of Waddell Family Superannuation Fund, we have compiled the accompanying special purpose financial statements of Waddell Family Superannuation Fund for the period ended 30 June 2021, which comprise the Statement of Financial Position, Operating Statement, a summary of significant accounting policies and other explanatory notes. The specific purpose for which the special purpose financial statements have been prepared is set out in Note 1 to the financial statements.

The Responsibility of Trustees

The Trustees of Waddell Family Superannuation Fund are solely responsible for the information contained in the special purpose financial statements. The reliability, accuracy and completeness of the information and for the determination that the financial reporting framework / basis of accounting used is appropriate to meet the needs of the members and for the purpose that the financial statements were prepared.

Our Responsibility

On the basis of information provided by the Trustees of Waddell Family Superannuation Fund, we have compiled the accompanying special purpose financial statements in accordance with the financial reporting framework/basis of accounting as described in Note 1 to the financial statements and **APES 315: *Compilation of Financial Information***.

We have applied our expertise in accounting and financial reporting to compile these financial statements in accordance with the financial reporting framework / basis of accounting described in Note 1 to the financial statements. We have complied with the relevant ethical requirements of **APES 110 *Code of Ethics for Professional Accountants***.

Assurance Disclaimer

Since a compilation engagement is not an assurance engagement, we are not required to verify the reliability, accuracy or completeness of the information provided to us by management to compile these financial statements. Accordingly, we do not express an audit opinion or a review conclusion¹ on these financial statements

The special purpose financial statements were compiled exclusively for the benefit of the Trustees of the fund who are responsible for the reliability, accuracy and completeness of the information used to compile them. We do not accept responsibility for the contents of the special purpose financial statements.

Signature of Accountant

Dated: 22 October 2021



.....
Name of Signatory: Roslyn Arthur - Vestnet Pty Ltd

Address: 253 / 301 Galston Road, GALSTON NSW 2159

¹ Refer to AUASB Standards for the issuance of audit opinions and review conclusions

Waddell Family Superannuation Fund
Investment Summary as at 30 June 2021

Investment	Units	Average Cost Price	Market Price	Accounting Cost	Market Value	Unrealised Accounting Gain/(Loss)	Accounting Gain/(Loss) (%)	Portfolio Weight (%)
<u>Bank</u>								
ANZ A/c 4843-80432				1,976.79	1,976.79			0.05%
Macquarie Bank A/c 123200768				184,569.43	184,569.43			4.56%
Qudos Bank - DIY Super A/c 2324460				306.47	306.47			0.01%
Qudos Bank - Qsaver A/c 02201753				4,282.51	4,282.51			0.11%
Qudos Bank A/c 02200285				0.21	0.21			- %
				191,135.41	191,135.41			4.72%
<u>Listed Derivatives Market</u>								
Magellan Global Fund. - Option Expiring 01-Mar-2024 Deferred (ASX:MGFO)	22,606.00000	0.0000	0.0280	0.00	632.97	632.97	0.00%	0.02%
Wam Global Limited - Option Expiring 12-Sep-2022 Deferred (ASX:WGBO)	5,900.00000	0.0000	0.0830	0.00	489.70	489.70	0.00%	0.01%
				0.00	1,122.67	1,122.67	0.00%	0.03%

Waddell Family Superannuation Fund
Investment Summary as at 30 June 2021

Investment	Units	Average Cost Price	Market Price	Accounting Cost	Market Value	Unrealised Accounting Gain/(Loss)	Accounting Gain/(Loss) (%)	Portfolio Weight (%)
Listed Securities Market								
Adbri Limited (ASX:ABC)	9,000.00000	2.5911	3.4700	23,320.00	31,230.00	7,910.00	33.92%	0.77%
Ardent Leisure Group Limited - Ordinary Fully Paid Deferred Settlement (ASX:ALG)	12,000.00000	1.3819	0.9800	16,582.56	11,760.00	(4,822.56)	(29.08)%	0.29%
Amcor PLC - Cdi 1:1 Foreign Exempt Nyse (ASX:AMC)	4,000.00000	14.9125	15.1300	59,650.00	60,520.00	870.00	1.46%	1.50%
AMP Limited (ASX:AMP)	14,375.00000	2.2609	1.1250	32,500.00	16,171.88	(16,328.12)	(50.24)%	0.40%
ANZ Bank (ASX:ANZ)	4,867.00000	23.3634	28.1500	113,709.80	137,006.05	23,296.25	20.49%	3.39%
Australia And New Zealand Banking Group Limited - Cap Note Deferred Settlement (ASX:ANZPG)	590.00000	102.4331	106.9500	60,435.50	63,100.50	2,665.00	4.41%	1.56%
Arena REIT - Fully Paid Ordinary/Units Stapled Securities (ASX:ARF)	12,821.00000	2.2800	3.6000	29,231.88	46,155.60	16,923.72	57.89%	1.14%
BHP Billiton Ltd (ASX:BHP)	5,720.00000	26.7175	48.5700	152,824.00	277,820.40	124,996.40	81.79%	6.87%
Brickworks Limited (ASX:BKW)	1,000.00000	15.1799	25.0700	15,179.95	25,070.00	9,890.05	65.15%	0.62%
Vaneck Vectors China New Economy ETF - Exchange Traded Fund Units Fully Paid (ASX:CNEW)	8,000.00000	9.0163	9.5400	72,130.00	76,320.00	4,190.00	5.81%	1.89%
Duxton Broadacre Farms Limited (ASX:DBF)	20,000.00000	1.5000	1.3700	30,000.00	27,400.00	(2,600.00)	(8.67)%	0.68%
Estia Health Limited (ASX:EHE)	10,000.00000	2.7300	2.4700	27,300.00	24,700.00	(2,600.00)	(9.52)%	0.61%
Emeco Holdings (ASX:EHL)	5,218.00000	12.7242	1.0550	66,395.00	5,504.99	(60,890.01)	(91.71)%	0.14%
Emeco Holdings Limited (LW) (ASX:EHL)	10,612.00000	2.4284	1.0550	25,770.15	11,195.66	(14,574.49)	(56.56)%	0.28%
Elders Limited (ASX:ELD)	13,067.00000	6.9791	11.5500	91,195.63	150,923.85	59,728.22	65.49%	3.73%
EML Payments Ltd (ASX:EML)	25,000.00000	0.7660	3.4800	19,150.00	87,000.00	67,850.00	354.31%	2.15%
Energy Resources (LW) (ASX:ERA)	1,358.00000	5.4339	0.2600	7,379.21	353.08	(7,026.13)	(95.22)%	0.01%
Betashares Global Sustainability Leaders ETF - Exchange Traded Fund Units Fully Paid (ASX:ETHI)	3,500.00000	9.9557	12.7700	34,845.00	44,695.00	9,850.00	28.27%	1.10%
Goodman Group - Fully Paid Ordinary/Units Stapled Securities (ASX:GMG)	2,400.00000	18.0745	21.1700	43,378.75	50,808.00	7,429.25	17.13%	1.26%
Hearts And Minds Investments Limited (ASX:HM1)	44,031.00000	2.7162	4.3200	119,598.32	190,213.92	70,615.60	59.04%	4.70%
Immutep Limited (ASX:IMM)	5,286.00000	1.1909	0.5500	6,295.24	2,907.30	(3,387.94)	(53.82)%	0.07%
Lendlease Group (ASX:LLC)	3,861.00000	11.1357	11.4600	42,994.80	44,247.06	1,252.26	2.91%	1.09%

Waddell Family Superannuation Fund
Investment Summary as at 30 June 2021

Investment	Units	Average Cost Price	Market Price	Accounting Cost	Market Value	Unrealised Accounting Gain/(Loss)	Accounting Gain/(Loss) (%)	Portfolio Weight (%)
Listed Securities Market								
Link Administration Holdings Limited (ASX:LNK)	2,000.00000	4.0100	5.0400	8,019.95	10,080.00	2,060.05	25.69%	0.25%
Magellan Global Fund - Ordinary Units Fully Paid Closed Class Def Set (ASX:MGF)	37,306.00000	1.7809	1.8100	66,440.00	67,523.86	1,083.86	1.63%	1.67%
Magellan Global Equities Fund(Currency Hedged)(Mf) - Trading Managed Fund Units Fully Paid (ASX:MHG)	5,800.00000	3.4100	3.9400	19,778.00	22,852.00	3,074.00	15.54%	0.56%
Mineral Resources Limited (ASX:MIN)	2,000.00000	9.0602	53.7300	18,120.42	107,460.00	89,339.58	493.03%	2.66%
Macquarie Group Ltd (ASX:MQG)	1,552.00000	46.5831	156.4300	72,296.94	242,779.36	170,482.42	235.81%	6.00%
Macquarie Group Limited - Cap Note 3-Bbsw+4.00% Perp Non-Cum Red T-12-24 (ASX:MQGPC)	250.00000	102.8000	105.2700	25,700.00	26,317.50	617.50	2.40%	0.65%
Macquarie Group Limited - Capital Notes 3 (ASX:MQGPD)	1,040.00000	102.6990	107.7100	106,807.00	112,018.40	5,211.40	4.88%	2.77%
MMA Offshore Limited (LW) (ASX:MFM)	44,861.00000	0.6784	0.4250	30,433.42	19,065.92	(11,367.50)	(37.35)%	0.47%
Myer Holdings Limited (ASX:MYR)	5,000.00000	1.3615	0.3550	6,807.45	1,775.00	(5,032.45)	(73.93)%	0.04%
National Australia Bank Limited - Cap Note 3 (ASX:NABPD)	400.00000	101.9500	103.5000	40,780.00	41,400.00	620.00	1.52%	1.02%
National Australia Bank Limited - Capital Notes 3 (ASX:NABPF)	380.00000	100.0000	107.8900	38,000.00	40,998.20	2,998.20	7.89%	1.01%
Nb Global Corporate Income Trust - Ordinary Units Fully Paid (ASX:NBI)	20,000.00000	2.0350	1.8400	40,700.00	36,800.00	(3,900.00)	(9.58)%	0.91%
National Storage Reit (ASX:NSR)	23,190.00000	1.1739	1.9800	27,222.66	45,916.20	18,693.54	68.67%	1.13%
Nitro Software Limited (ASX:NTO)	10,751.00000	1.6075	3.2600	17,281.72	35,048.26	17,766.54	102.81%	0.87%
Nufarm Limited (ASX:NUF)	4,000.00000	8.7050	4.5800	34,820.00	18,320.00	(16,500.00)	(47.39)%	0.45%
Nuix Limited - Ordinary Fully Paid Deferred Settlement (ASX:NXL)	3,200.00000	5.8163	2.2100	18,612.00	7,072.00	(11,540.00)	(62.00)%	0.17%
Origin Energy Limited (ASX:ORG)	7,786.00000	7.1939	4.5100	56,011.50	35,114.86	(20,896.64)	(37.31)%	0.87%
Pendal Group Limited (ASX:PDL)	12,912.00000	6.1863	8.0600	79,877.67	104,070.72	24,193.05	30.29%	2.57%
Perpetual Limited (ASX:PPT)	2,055.00000	29.7842	40.0500	61,206.50	82,302.75	21,096.25	34.47%	2.03%
QBE Insurance Group (ASX:QBE)	10,000.00000	14.0571	10.7900	140,570.61	107,900.00	(32,670.61)	(23.24)%	2.67%
Qube Holdings Limited (ASX:QUB)	43,560.00000	2.2356	3.1700	97,381.93	138,085.20	40,703.27	41.80%	3.41%
RNY Property Trust (LW) (ASX:RNY)	36,000.00000	0.2983	0.0000	10,737.90	0.00	(10,737.90)	(100.00)%	- %
South32 Limited - Ordinary Fully Paid Deferred Settlement (ASX:S32)	6,605.00000	2.2212	2.9300	14,670.99	19,352.65	4,681.66	31.91%	0.48%

Waddell Family Superannuation Fund
Investment Summary as at 30 June 2021

Investment	Units	Average Cost Price	Market Price	Accounting Cost	Market Value	Unrealised Accounting Gain/(Loss)	Accounting Gain/(Loss) (%)	Portfolio Weight (%)
Listed Securities Market								
Sonic Healthcare Limited (ASX:SHL)	3,495.00000	19.5189	38.4000	68,218.64	134,208.00	65,989.36	96.73%	3.32%
Sandon Capital Investments Ltd (ASX:SNC)	60,000.00000	1.0000	1.0000	60,000.00	60,000.00	0.00	0.00%	1.48%
Santos Ltd (ASX:STO)	12,000.00000	5.3242	7.0900	63,890.00	85,080.00	21,190.00	33.17%	2.10%
Suncorp Group Limited - Cap Note 3-Bbsw+4.10% Perp Non-Cum Red T-06-22 (ASX:SUNPF)	600.00000	95.9333	102.4900	57,560.00	61,494.00	3,934.00	6.83%	1.52%
Telstra Corporation. (ASX:TLS)	26,614.00000	3.0095	3.7600	80,095.26	100,068.64	19,973.38	24.94%	2.47%
TPG Telecom Limited. - Ordinary Fully Paid Deferred Settlement (ASX:TPG)	12,175.00000	6.8903	6.2600	83,889.77	76,215.50	(7,674.27)	(9.15)%	1.88%
Tuas Limited - Ordinary Fully Paid Deferred Settlement (ASX:TUA)	2,838.00000	0.6799	0.6450	1,929.56	1,830.51	(99.05)	(5.13)%	0.05%
Vgi Partners Global Investments Limited (ASX:VG1)	13,106.00000	2.0806	2.4500	27,268.04	32,109.70	4,841.66	17.76%	0.79%
Vgi Partners Asian Investments Limited (ASX:VG8)	12,400.00000	2.5000	2.4300	31,000.00	30,132.00	(868.00)	(2.80)%	0.74%
VGI Partners Limited (ASX:VGI)	495.00000	3.6667	6.7000	1,815.00	3,316.50	1,501.50	82.73%	0.08%
Westpac Banking Corp (ASX:WBC)	5,000.00000	20.5736	25.8100	102,868.02	129,050.00	26,181.98	25.45%	3.19%
Westpac Banking Corporation - Cap Note 4 Deferred Settlement (ASX:WBCPG)	332.00000	100.0000	101.9500	33,200.00	33,847.40	647.40	1.95%	0.84%
Wam Global Limited (ASX:WGB)	35,900.00000	2.3894	2.6200	85,780.00	94,058.00	8,278.00	9.65%	2.32%
Whitehaven Coal Limited (ASX:WHC)	10,000.00000	1.7030	1.9400	17,029.95	19,400.00	2,370.05	13.92%	0.48%
Wam Leaders Limited (ASX:WLE)	75,455.00000	1.1258	1.5900	84,950.50	119,973.45	35,022.95	41.23%	2.97%
Woodside Petroleum (ASX:WPL)	2,078.00000	25.7594	22.2100	53,528.01	46,152.38	(7,375.63)	(13.78)%	1.14%
Betashares Aus Top20 Equity Yield Max Fund (Mg Fd) - Trading Managed Fund Units Fully Paid (ASX:YMAX)	12,000.00000	8.9499	8.2500	107,399.29	99,000.00	(8,399.29)	(7.82)%	2.45%
				3,082,564.49	3,833,292.25	750,727.76	24.35%	94.74%
Managed Funds Market								
Centuria Healthcare Property Fund	20,118.70030	0.9941	1.0268	20,000.00	20,657.88	657.88	3.29%	0.51%
				20,000.00	20,657.88	657.88	3.29%	0.51%

Waddell Family Superannuation Fund
Investment Summary as at 30 June 2021

Investment	Units	Average Cost Price	Market Price	Accounting Cost	Market Value	Unrealised Accounting Gain/(Loss)	Accounting Gain/(Loss) (%)	Portfolio Weight (%)
<u>Unlisted Market</u>								
Redbank Energy (LW) (ASX:AEJ)	50.00000	0.8966	0.0000	44.83	0.00	(44.83)	(100.00)%	-
Redbank Energy Ltd (ASX:AEJ)	40.00000	593.3038	0.0000	23,732.15	0.00	(23,732.15)	(100.00)%	-
				23,776.98	0.00	(23,776.98)	(100.00)%	-
				3,317,476.88	4,046,208.21	728,731.33	21.97%	100.00%

The accounting cost is the original cost base adjusted by any subsequent capital call/improvement or capital return transactions. In many cases, it is not the same as the adjusted or reduced cost base, or the reset cost base resulting from the CGT relief. To view the tax cost base and unrealised gain/(loss) for tax purposes refer to the Unrealised Capital Gains Report or change the report parameter to tax cost base.

Waddell Family Superannuation Fund
Investment Income Summary
For the period 1 July 2020 to 30 June 2021

Total Income	Add			Less					Taxable Income (excluding Capital Gains)	Indexed Capital Gains *	Discounted Capital Gains *	Other Capital Gains *	CGT Concession Amount *	
	Franking Credits	Foreign Credits	TFN Credits	Tax Free	Tax Exempt	Tax Deferred	Distributed Capital Gains	GST						
Bank														
ANZ A/c 4843-80432														
0.15	0.00	0.00	0.00	0.00	0.00	0.00	0.00	0.00	0.00	0.15	0.00	0.00	0.00	0.00
Macquarie Bank A/c 123200768														
166.30	0.00	0.00	0.00	0.00	0.00	0.00	0.00	0.00	0.00	166.30	0.00	0.00	0.00	0.00
Qudos Bank - DIY Super A/c 2324460														
3.07	0.00	0.00	0.00	0.00	0.00	0.00	0.00	0.00	0.00	3.07	0.00	0.00	0.00	0.00
Qudos Bank - Qsaver A/c 02201753														
9.47	0.00	0.00	0.00	0.00	0.00	0.00	0.00	0.00	0.00	9.47	0.00	0.00	0.00	0.00
178.99	0.00	0.00	0.00	0.00	0.00	0.00	0.00	0.00	0.00	178.99	0.00	0.00	0.00	0.00
Listed Securities Market														
Adbri Limited (ASX:ABC)														
1,080.00	462.85	0.00	0.00	0.00	0.00	0.00	0.00	0.00	0.00	1,542.85	0.00	0.00	0.00	0.00
Amcor PLC - Cdi 1:1 Foreign Exempt Nyse (ASX:AMC)														
1,864.20	0.00	0.00	0.00	0.00	0.00	0.00	0.00	0.00	0.00	1,864.20	0.00	0.00	0.00	0.00
AMP. Limited (ASX:AMP)														
1,437.50	616.07	0.00	0.00	0.00	0.00	0.00	0.00	0.00	0.00	2,053.57	0.00	0.00	0.00	0.00
ANZ Bank (ASX:ANZ)														
2,920.20	1,251.51	0.00	0.00	0.00	0.00	0.00	0.00	0.00	0.00	4,171.71	0.00	0.00	0.00	0.00
Arena REIT. - Fully Paid Ordinary/Units Stapled Securities (ASX:ARF)														
1,897.51	0.00	0.00	0.00	0.00	555.11	0.00	363.54	0.00	0.00	978.86	0.00	181.77	0.00	181.77
Australia And New Zealand Banking Group Limited - Cap Note Deferred Settlement (ASX:ANZPG)														
1,960.45	840.19	0.00	0.00	0.00	0.00	0.00	0.00	0.00	0.00	2,800.64	0.00	0.00	0.00	0.00
Betashares Aus Top20 Equity Yield Max Fund (Mg Fd) - Trading Managed Fund Units Fully Paid (ASX:YMAX)														
7,088.84	1,103.37	2.69	0.00	0.00	5,900.39	0.00	0.00	0.00	0.00	2,294.51	0.00	0.00	0.00	0.00
Betashares Australian Investment Grade Corporate Bond ETF - Exchange Traded Fund Units Fully Paid (ASX:CRED)														
569.47	0.00	0.00	0.00	0.00	0.03	0.00	0.00	0.00	0.00	569.44	0.00	0.00	0.00	0.00
Betashares Global Sustainability Leaders ETF - Exchange Traded Fund Units Fully Paid (ASX:ETHI)														

Waddell Family Superannuation Fund
Investment Income Summary
For the period 1 July 2020 to 30 June 2021

Total Income	Add			Less					Taxable Income (excluding Capital Gains)	Indexed Capital Gains *	Discounted Capital Gains *	Other Capital Gains *	CGT Concession Amount *
	Franking Credits	Foreign Credits	TFN Credits	Tax Free	Tax Exempt	Tax Deferred	Distributed Capital Gains	GST					
2,365.83	0.00	58.89	0.00	0.00	0.00	0.00	2,128.08	0.00	296.64	0.00	1,012.61	102.86	1,012.61
BHP Billiton Ltd (ASX:BHP)													
11,817.00	5,064.43	0.00	0.00	0.00	0.00	0.00	0.00	0.00	16,881.43	0.00	0.00	0.00	0.00
Brickworks Limited (ASX:BRW)													
600.00	257.14	0.00	0.00	0.00	0.00	0.00	0.00	0.00	857.14	0.00	0.00	0.00	0.00
Elders Limited (ASX:ELD)													
4,052.11	840.60	0.00	0.00	0.00	0.00	0.00	0.00	0.00	4,892.71	0.00	0.00	0.00	0.00
Goodman Group - Fully Paid Ordinary/Units Stapled Securities (ASX:GMG)													
216.00	0.00	0.00	0.00	0.00	0.00	109.27	106.73	0.00	0.00	0.00	25.79	0.00	80.94
Hearts And Minds Investments Limited (ASX:HM1)													
5,283.72	2,264.45	0.00	0.00	0.00	0.00	0.00	0.00	0.00	7,548.17	0.00	0.00	0.00	0.00
Lendlease Group (ASX:LLC)													
619.74	92.34	4.25	0.00	0.00	37.07	0.00	0.00	0.00	679.26	0.00	0.00	0.00	0.00
Link Administration Holdings Limited (ASX:LNK)													
160.00	38.14	0.00	0.00	0.00	0.00	0.00	0.00	0.00	198.14	0.00	0.00	0.00	0.00
Macquarie Group Limited - Cap Note 3-Bbsw+4.00% Perp Non-Cum Red T-12-24 (ASX:MQGPC)													
866.92	148.62	0.00	0.00	0.00	0.00	0.00	0.00	0.00	1,015.54	0.00	0.00	0.00	0.00
Macquarie Group Limited - Capital Notes 3 (ASX:MQGPD)													
3,739.21	641.01	0.00	0.00	0.00	0.00	0.00	0.00	0.00	4,380.22	0.00	0.00	0.00	0.00
Macquarie Group Ltd (ASX:MQG)													
4,888.80	838.08	0.00	0.00	0.00	0.00	0.00	0.00	0.00	5,726.88	0.00	0.00	0.00	0.00
Magellan Global Equities Fund(Currency Hedged)(Mf) - Trading Managed Fund Units Fully Paid (ASX:MHG)													
1,529.46	0.00	34.76	0.00	0.00	606.14	0.00	176.08	0.00	782.00	0.00	88.04	0.00	88.04
Magellan Global Fund. - Ordinary Units Fully Paid Closed Class Def Set (ASX:MGF)													
1,365.40	0.00	0.00	0.00	0.00	813.56	0.00	551.84	0.00	0.00	0.00	275.92	0.00	275.92
Magellan Global Trust - Ordinary Units Fully Paid (ASX:MGG)													
1,052.52	0.00	0.00	0.00	0.00	1,052.52	0.00	0.00	0.00	0.00	0.00	0.00	0.00	0.00
Magellan Infrastructure Fund (Currency Hedged)(Managed Fund) - Trading Managed Fund Units Fully Paid (ASX:MICH)													
945.00	2.88	31.03	0.00	0.00	350.00	0.00	0.00	0.00	628.91	0.00	0.00	0.00	0.00

Waddell Family Superannuation Fund
Investment Income Summary
For the period 1 July 2020 to 30 June 2021

Total Income	Add			Less					Taxable Income (excluding Capital Gains)	Indexed Capital Gains *	Discounted Capital Gains *	Other Capital Gains *	CGT Concession Amount *
	Franking Credits	Foreign Credits	TFN Credits	Tax Free	Tax Exempt	Tax Deferred	Distributed Capital Gains	GST					
209.89	89.95	0.00	0.00	0.00	0.00	0.00	0.00	0.00	299.84	0.00	0.00	0.00	0.00
Suncorp Group Limited - Cap Note 3-Bbsw+4.10% Perp Non-Cum Red T-06-22 (ASX:SUNPF)													
1,747.14	748.77	0.00	0.00	0.00	0.00	0.00	0.00	0.00	2,495.91	0.00	0.00	0.00	0.00
T.P.G. Telecom Limited (ASX:TPM)													
4,857.86	2,081.94	0.00	0.00	0.00	0.00	0.00	0.00	0.00	6,939.80	0.00	0.00	0.00	0.00
Telstra Corporation. (ASX:TLS)													
4,258.24	1,824.96	0.00	0.00	0.00	0.00	0.00	0.00	0.00	6,083.20	0.00	0.00	0.00	0.00
TPG Telecom Limited. - Ordinary Fully Paid Deferred Settlement (ASX:TPG)													
425.63	182.41	0.00	0.00	0.00	0.00	0.00	0.00	0.00	608.04	0.00	0.00	0.00	0.00
Vaneck Vectors China New Economy ETF - Exchange Traded Fund Units Fully Paid (ASX:CNEW)													
800.00	0.00	94.88	0.00	0.00	(3,151.92)	0.00	3,017.44	0.00	1,029.36	0.00	1,508.72	0.00	1,508.72
Vgi Partners Global Investments Limited (ASX:VG1)													
393.18	168.50	0.00	0.00	0.00	0.00	0.00	0.00	0.00	561.68	0.00	0.00	0.00	0.00
VGI Partners Limited (ASX:VGI)													
163.35	68.79	0.00	0.00	0.00	0.00	0.00	0.00	0.00	232.14	0.00	0.00	0.00	0.00
Wam Global Limited (ASX:WGB)													
2,431.00	1,041.86	0.00	0.00	0.00	0.00	0.00	0.00	0.00	3,472.86	0.00	0.00	0.00	0.00
Wam Leaders Limited (ASX:WLE)													
5,093.22	2,182.81	0.00	0.00	0.00	0.00	0.00	0.00	0.00	7,276.03	0.00	0.00	0.00	0.00
Westpac Banking Corp (ASX:WBC)													
3,752.50	1,608.22	0.00	0.00	0.00	0.00	0.00	0.00	0.00	5,360.72	0.00	0.00	0.00	0.00
Westpac Banking Corporation - Cap Note 4 Deferred Settlement (ASX:WBPCPG)													
1,417.29	607.42	0.00	0.00	0.00	0.00	0.00	0.00	0.00	2,024.71	0.00	0.00	0.00	0.00
Woodside Petroleum (ASX:WPL)													
401.01	171.86	0.00	0.00	0.00	0.00	0.00	0.00	0.00	572.87	0.00	0.00	0.00	0.00
114,416.64	33,112.50	234.75	0.00	0.00	8,003.37	109.27	6,343.71	0.00	133,307.54	0.00	3,092.85	102.86	3,148.00

Managed Funds Market

Centuria Healthcare Property Fund

Waddell Family Superannuation Fund
Investment Income Summary
For the period 1 July 2020 to 30 June 2021

Total Income	Add			Less					Taxable Income (excluding Capital Gains)	Indexed Capital Gains *	Discounted Capital Gains *	Other Capital Gains *	CGT Concession Amount *
	Franking Credits	Foreign Credits	TFN Credits	Tax Free	Tax Exempt	Tax Deferred	Distributed Capital Gains	GST					
771.28	0.00	0.00	0.00	0.00	753.36	0.00	0.00	0.00	17.92	0.00	0.00	0.00	0.00
Magellan Global Fund													
2,203.05	0.00	0.00	0.00	0.00	(4,621.79)	0.00	6,824.84	0.00	0.00	0.00	3,412.42	0.00	3,412.42
Platinum Asia Fund (Quoted Managed Hedge Fund) - Trading Managed Units Fully Paid (ASX:PAXX)													
706.69	0.00	45.05	0.00	0.00	0.00	0.00	0.06	0.00	751.68	0.00	0.00	0.06	0.00
Watermark Absolute Return Fund													
12.01	0.00	0.00	0.00	0.00	0.00	0.00	0.00	0.00	12.01	0.00	0.00	0.00	0.00
3,693.03	0.00	45.05	0.00	0.00	(3,868.43)	0.00	6,824.90	0.00	781.61	0.00	3,412.42	0.06	3,412.42
118,288.66	33,112.50	279.80	0.00	0.00	4,134.94	109.27	13,168.61	0.00	134,268.14	0.00	6,505.27	102.92	6,560.42

* Distributed capital gains components correspond to the cash amount received. You should refer to Realised Capital Gains or Distribution Reconciliation Reports for tax and capital gain reporting purpose.

Waddell Family Superannuation Fund
Realised Capital Gains
For the period from 1 July 2020 to 30 June 2021

	Accounting Treatment					Taxation Treatment								
	Quantity	Proceeds	Excess Tax Value*	Original Cost	Accounting Profit/(Loss)	Cost Base Calculation		Capital Gains Calculation						
						Adjusted	Reduced	Indexation	Discounted	Other	Deferred	Capital Loss		
Listed Derivatives Market														
Wam Global Limited - Option Expiring 12-Sep-2022 Deferred (ASX:WGBO)														
24/05/2021	Sale	10,000.00	0.00		0.00		0.00					0.00		
		10,000.00	0.00		0.00		0.00					0.00		
Listed Derivatives Market Total														
			0.00		0.00		0.00					0.00		
Listed Securities Market														
Arena REIT. - Fully Paid Ordinary/Units Stapled Securities (ASX:ARF)														
30/06/2021	Dist	0.00	0.00		0.00							91.50		
30/06/2021	Dist	0.00	0.00		0.00							91.50		
30/06/2021	Dist	0.00	0.00		0.00							89.04		
30/06/2021	Dist	0.00	0.00		0.00							91.50		
		0.00	0.00		0.00		0.00		363.54	0.00		0.00		
Betashares Australian Investment Grade Corporate Bond ETF - Exchange Traded Fund Units Fully Paid (ASX:CRED)														
20/04/2021	Sale	900.00	24,435.00		24,795.00	(360.00)		24,794.67					359.67	
		900.00	24,435.00		24,795.00	(360.00)	0.00	24,794.67				0.00	0.00	359.67
Betashares Global Sustainability Leaders ETF - Exchange Traded Fund Units Fully Paid (ASX:ETHI)														
30/06/2021	Dist	0.00	0.00		0.00					1,968.27	99.97			
30/06/2021	Dist	0.00	0.00		0.00					56.95	2.89			
		0.00	0.00		0.00		0.00		2,025.22	102.86		0.00		
Commonwealth Bank Of Australia. - Capital Notes Deferred Settlement (ASX:CBAPI)														
22/07/2020	Sale	180.00	17,352.00		18,000.00	(648.00)		18,000.00					648.00	
		180.00	17,352.00		18,000.00	(648.00)	0.00	18,000.00				0.00	648.00	
Elders Limited (ASX:ELD)														
16/04/2021	Sale	1,500.00	19,005.55		15,419.77	3,585.78	15,419.77					3,585.78		
		1,500.00	19,005.55		15,419.77	3,585.78	15,419.77					3,585.78	0.00	
EML Payments Ltd (ASX:EML)														
17/02/2021	Sale	5,000.00	25,000.00		17,750.00	7,250.00	17,750.00			7,250.00				
		5,000.00	25,000.00		17,750.00	7,250.00	17,750.00			7,250.00		0.00		

Waddell Family Superannuation Fund
Realised Capital Gains
For the period from 1 July 2020 to 30 June 2021

		Accounting Treatment				Taxation Treatment						
Quantity	Proceeds	Excess Tax Value*	Original Cost	Accounting Profit/(Loss)	Cost Base Calculation		Capital Gains Calculation					
					Adjusted	Reduced	Indexation	Discounted	Other	Deferred	Capital Loss	
Listed Securities Market												
Goodman Group - Fully Paid Ordinary/Units Stapled Securities (ASX:GMG)												
30/06/2021	Dist	0.00	0.00	0.00				51.58				
		0.00	0.00	0.00				51.58		0.00		
Ishares China Large-Cap ETF - Exchange Traded Fund Units Fully Paid (ASX:IZZ)												
29/10/2020	Sale	350.00	21,784.00	21,904.00	(120.00)	8,874.00	13,030.00		462.00		582.00	
		350.00	21,784.00	21,904.00	(120.00)	8,874.00	13,030.00		462.00	0.00	582.00	
Macquarie Group Limited - Capital Note 6 (ASX:MQGPB)												
24/07/2020	Sale	500.00	51,687.05	50,000.00	1,687.05		53,575.00				1,887.95	
		500.00	51,687.05	50,000.00	1,687.05		53,575.00			0.00	1,887.95	
Magellan Global Equities Fund(Currency Hedged)(Mf) - Trading Managed Fund Units Fully Paid (ASX:MHG)												
30/06/2021	Dist	0.00	0.00	0.00				43.80				
30/06/2021	Dist	0.00	0.00	0.00				86.81				
30/06/2021	Dist	0.00	0.00	0.00				45.47				
		0.00	0.00	0.00				176.08		0.00		
Magellan Global Fund. - Ordinary Units Fully Paid Closed Class Def Set (ASX:MGF)												
30/06/2021	Dist	0.00	0.00	0.00				551.83				
		0.00	0.00	0.00				551.83		0.00		
Magellan Global Trust - Ordinary Units Fully Paid (ASX:MGG)												
08/12/2020	Sale	29,400.00	53,655.00	53,655.00	0.00	53,655.00			0.00			
		29,400.00	53,655.00	53,655.00	0.00	53,655.00			0.00	0.00		
Magellan Infrastructure Fund (Currency Hedged)(Managed Fund) - Trading Managed Fund Units Fully Paid (ASX:MICH)												
17/03/2021	Sale	10,000.00	27,618.05	28,400.00	(781.95)		28,050.00				431.95	
		10,000.00	27,618.05	28,400.00	(781.95)		28,050.00		0.00	0.00	431.95	

Waddell Family Superannuation Fund
Realised Capital Gains
For the period from 1 July 2020 to 30 June 2021

		Accounting Treatment				Taxation Treatment							
		Quantity	Proceeds	Excess Tax Value*	Original Cost	Accounting Profit/(Loss)	Cost Base Calculation		Capital Gains Calculation				
							Adjusted	Reduced	Indexation	Discounted	Other	Deferred	Capital Loss
Listed Securities Market													
Mineral Resources Limited (ASX:MIN)													
03/07/2020	Sale	2,000.00	43,820.00		30,378.52	13,441.48	30,378.52			13,441.48			
22/07/2020	Sale	1,000.00	24,630.00		14,378.51	10,251.49	14,378.51			10,251.49			
13/08/2020	Sale	1,000.00	27,539.32		11,900.15	15,639.17	11,900.15			15,639.17			
29/01/2021	Sale	1,000.00	36,220.00		11,800.00	24,420.00	11,800.00			24,420.00			
25/05/2021	Sale	500.00	21,750.00		5,900.00	15,850.00	5,900.00			15,850.00			
24/06/2021	Sale	600.00	30,000.00		7,044.43	22,955.57	7,044.43			22,955.57			
		6,100.00	183,959.32		81,401.61	102,557.71	81,401.61			102,557.71	0.00	0.00	
National Storage Reit (ASX:NSR)													
29/03/2021	Sale	11,827.00	23,540.28		17,740.50	5,799.78	15,443.26			8,097.02			
07/04/2021	Sale	10,000.00	20,000.00		14,954.64	5,045.36	13,012.28			6,987.72			
		21,827.00	43,540.28		32,695.14	10,845.14	28,455.54			15,084.74	0.00	0.00	
Nitro Software Limited (ASX:NTO)													
08/06/2021	Sale	4,000.00	12,480.00		6,880.00	5,600.00	6,880.00			5,600.00			
		4,000.00	12,480.00		6,880.00	5,600.00	6,880.00			5,600.00	0.00	0.00	
Nuix Limited - Broker Firm And Insto Bookbuild (ASX:NXLXX)													
08/12/2020	Sale	1,200.00	6,372.00		6,372.00	0.00	6,372.00			0.00			
		1,200.00	6,372.00		6,372.00	0.00	6,372.00			0.00		0.00	
Origin Energy Limited (ASX:ORG)													
02/09/2020	Sale	1,000.00	5,480.00		11,060.00	(5,580.00)		11,060.00					5,580.00
		1,000.00	5,480.00		11,060.00	(5,580.00)		11,060.00			0.00	0.00	5,580.00
Pendal Group Limited (ASX:PDL)													
21/06/2021	Sale	3,000.00	23,715.00		24,160.00	(445.00)	13,510.00	10,650.00		323.75			768.75
		3,000.00	23,715.00		24,160.00	(445.00)	13,510.00	10,650.00		323.75	0.00	0.00	768.75
Perpetual Credit Income Trust - Ordinary Units Fully Paid (ASX:PCI)													
23/07/2020	Sale	27,000.00	24,705.00		29,700.00	(4,995.00)		29,433.41					4,728.41
		27,000.00	24,705.00		29,700.00	(4,995.00)		29,433.41			0.00	0.00	4,728.41
Perpetual Equity Investment Company Limited (ASX:PIC)													
31/07/2020	Sale	20,000.00	19,100.00		20,000.00	(900.00)		20,700.00					1,600.00
		20,000.00	19,100.00		20,000.00	(900.00)		20,700.00			0.00	0.00	1,600.00

Waddell Family Superannuation Fund
Realised Capital Gains
For the period from 1 July 2020 to 30 June 2021

	Accounting Treatment					Taxation Treatment							
	Quantity	Proceeds	Excess Tax Value*	Original Cost	Accounting Profit/(Loss)	Cost Base Calculation		Capital Gains Calculation					
						Adjusted	Reduced	Indexation	Discounted	Other	Deferred	Capital Loss	
Listed Securities Market													
Sandfire Resources Limited (ASX:SFR)													
16/04/2021	Sale	2,000.00	12,240.00		10,620.00	1,620.00	10,620.00					1,620.00	
		2,000.00	12,240.00		10,620.00	1,620.00	10,620.00					1,620.00	0.00
T.P.G. Telecom Limited (ASX:TPM)													
13/07/2020	Sale	5,675.00	46,877.20		35,043.75	11,833.45	35,043.75		11,833.45				
		5,675.00	46,877.20		35,043.75	11,833.45	35,043.75		11,833.45			0.00	
Temple & Webster Group Ltd (ASX:TPW)													
09/06/2021	Sale	2,000.00	21,555.24		21,239.39	315.85	21,239.39					315.85	
		2,000.00	21,555.24		21,239.39	315.85	21,239.39					315.85	0.00
Vaneck Vectors China New Economy ETF - Exchange Traded Fund Units Fully Paid (ASX:CNEW)													
30/06/2021	Dist	0.00	0.00		0.00				3,017.44				
		0.00	0.00		0.00				3,017.44			0.00	
Vocus Communications Limited (ASX:VOC)													
04/05/2021	Sale	6,675.00	36,445.50		55,616.25	(19,170.75)	55,616.25						19,170.75
		6,675.00	36,445.50		55,616.25	(19,170.75)	55,616.25					0.00	19,170.75
Westpac Banking Corporation - Cap Note 4 Deferred Settlement (ASX:WBCPG)													
17/12/2020	Sale	300.00	30,960.33		30,000.00	960.33	31,792.50						832.17
		300.00	30,960.33		30,000.00	960.33	31,792.50					0.00	832.17
Listed Securities Market Total			707,966.52		594,711.91	113,254.61	299,221.06	296,701.83		148,835.34	6,086.49	0.00	36,589.65
Managed Funds Market													
Magellan Global Fund													
16/07/2020	Dist	0.00	0.00		0.00				6,824.84				
20/08/2020	Sale	20,981.43	53,697.78		50,000.00	3,697.78	54,621.79						924.01
		20,981.43	53,697.78		50,000.00	3,697.78	54,621.79		6,824.84			0.00	924.01
Platinum Asia Fund (Quoted Managed Hedge Fund) - Trading Managed Units Fully Paid (ASX:PAXX)													
15/07/2020	Dist	0.00	0.00		0.00						0.06		
05/08/2020	Sale	7,000.00	34,930.00		36,320.00	(1,390.00)	8,720.00	27,600.00		1,260.00			2,650.00
		7,000.00	34,930.00		36,320.00	(1,390.00)	8,720.00	27,600.00		1,260.00	0.06	0.00	2,650.00

Waddell Family Superannuation Fund
Realised Capital Gains
For the period from 1 July 2020 to 30 June 2021

Capital Gains Tax Return Summary

	Indexation	Discount	Other	Deferred	Total Capital Gains	Capital Losses
Current Year Capital Gains						
Shares & Units - Listed Shares	0.00	127,564.00	5,521.00	0.00	133,085.00	30,487.00
Shares & Units - Other Shares	0.00	0.00	0.00	0.00	0.00	100,803.00
Shares & Units - Listed Trusts	0.00	15,084.00	462.00	0.00	15,546.00	6,102.00
Shares & Units - Other Units	0.00	2,097.00	0.00	0.00	2,097.00	11,937.00
Australian Real Estate	0.00	0.00	0.00	0.00	0.00	0.00
Other Real Estate	0.00	0.00	0.00	0.00	0.00	0.00
Collectables	0.00	0.00	0.00	0.00	0.00	0.00
Other CGT Assets & Other CGT Events	0.00	0.00	0.00	0.00	0.00	0.00
Distributed Capital Gains from Trusts	0.00	13,010.00	102.00	0.00	13,112.00	0.00
	<u>0.00</u>	<u>157,755.00</u>	<u>6,085.00</u>	<u>0.00</u>	<u>163,840.00</u>	<u>149,329.00</u>
Capital Losses Applied						
Current Year	0.00	143,244.00	6,085.00	0.00	149,329.00	
Prior Years	0.00	14,511.00	0.00	0.00	14,511.00	
	<u>0.00</u>	<u>157,755.00</u>	<u>6,085.00</u>	<u>0.00</u>	<u>163,840.00</u>	
Net Capital Gains						
Net Gain after applying losses	0.00	0.00	0.00	0.00	0.00	
Discount applicable		0.00				
Net Gain after applying discount	<u>0.00</u>	<u>0.00</u>	<u>0.00</u>	<u>0.00</u>	<u>0.00</u>	