
Financial statements and reports for the year ended
30 June 2020

TM CHONG PTY LTD SUPERANNUATION FUND

Reports Index

Statement of Financial Position

Detailed Statement of Financial Position

Operating Statement

Detailed Operating Statement

Members Statement

Members Summary

Notes to the Financial Statements

Statement of Taxable Income

Investment Summary

Investment Summary with Market Movement

Trustees Declaration

Compilation Report

TM CHONG PTY LTD SUPERANNUATION FUND

Statement of Financial Position

As at 30 June 2020

	Note	2020 \$	2019 \$
Assets			
Investments			
Real Estate Properties (Australian - Residential)	2	850,000.00	850,000.00
Shares in Listed Companies (Australian)	3	2,947,851.88	2,894,887.92
Units in Listed Unit Trusts (Australian)	4	503,115.04	490,949.64
Total Investments		<u>4,300,966.92</u>	<u>4,235,837.56</u>
Other Assets			
Distributions Receivable		5,461.44	8,626.80
Dividends Receivable		2,224.00	4,186.10
Cash at Bank - Macquarie 118921865		55,408.76	39,278.50
Cash at Bank - ANZ Cash Management 2595-74599		238,090.87	72,436.48
Cash at Bank - ANZ Term Deposit 9772-29044		250,000.00	486,000.25
Dividend Reinvestment - Residual Account		297.85	287.46
Income Tax Refundable		104,353.27	77,196.08
Total Other Assets		<u>655,836.19</u>	<u>688,011.67</u>
Total Assets		<u>4,956,803.11</u>	<u>4,923,849.23</u>
Less:			
Liabilities			
GST Payable		6,946.29	7,548.17
PAYG Payable		1,460.00	2,899.00
Sundry Creditors		28,686.51	0.00
Total Liabilities		<u>37,092.80</u>	<u>10,447.17</u>
Net assets available to pay benefits		<u>4,919,710.31</u>	<u>4,913,402.06</u>
Represented by:			
Liability for accrued benefits allocated to members' accounts	6, 7		
Chong, Carol Oi Wah - Pension (Pension)		1,216,434.09	1,229,925.11
Chong, Carol Oi Wah - Accumulation		851,709.92	841,554.38
Chong, Terry Min Sin - Pension (Pension)		1,690,794.92	1,709,567.36
Chong, Terry Min Sin - Accumulation		1,057,402.56	1,044,791.98
Chong, Christopher - Accumulation		50,378.30	43,551.45
Chong, Jonathan Wee Li - Accumulation		52,990.52	44,011.78
Total Liability for accrued benefits allocated to members' accounts		<u>4,919,710.31</u>	<u>4,913,402.06</u>

TM CHONG PTY LTD SUPERANNUATION FUND

Detailed Statement of Financial Position

As at 30 June 2020

	Note	2020 \$	2019 \$
Assets			
Investments			
Real Estate Properties (Australian - Residential)	2		
Suite 2, Level 6, 15 Collins Street, Melbourne		850,000.00	850,000.00
Shares in Listed Companies (Australian)	3		
Agl Energy Limited		13,640.00	16,008.00
AMP Limited		17,353.53	19,832.60
ASX Limited		88,624.44	85,500.06
Australia And New Zealand Banking Group Limited		114,952.88	163,871.89
BHP Group Limited		69,884.82	80,303.16
Blue Scope Steel		33,807.48	34,848.60
Challenger Limited		28,625.31	27,197.44
Cimic Group Limited		60,975.36	0.00
Coca-Cola Amatil Limited		31,470.44	32,213.44
Coles Group Limited.		34,065.28	0.00
Commonwealth Bank Of Australia.		395,416.32	445,853.08
Computershare Limited		11,554.00	0.00
Crown Limited		64,769.66	83,390.10
CSL Limited		743,330.00	556,850.00
Cue Energy Resources Limited		14,402.00	20,999.00
Fletcher Building Limited		5,671.80	7,661.04
Iluka Resources Limited		11,870.60	13,408.65
Imdex Limited - Ordinary Fully Paid		30,273.03	41,523.80
Lynas Corporation Limited		31,898.48	0.00
Medibank Private Ltd		28,258.49	32,983.99
National Australia Bank Limited		162,795.70	224,127.36
New Zealand Oil & Gas Limited		17,509.95	19,844.61
Newcrest Mining Limited		33,358.74	18,786.60
Onemarket		197.88	153.00
Origin Energy		37,615.44	44,934.57
Paladin Resources Limited		35.70	44.62
Platinum Asset Management Limited		8,060.53	10,480.85
Qbe Insurance Group Limited		12,173.64	15,449.98
Retail Food Group Limited		1,610.00	2,990.00
RIO Tinto Limited		182,009.68	200,256.80
Santos Limited		11,978.00	74,000.16
South32 Limited		5,824.20	9,078.90
Tabcorp Holdings Limited		35,523.80	25,525.20
Telstra Corporation Limited		188,172.47	210,379.40
The Star Entertainment Group Limited		10,422.80	0.00

TM CHONG PTY LTD SUPERANNUATION FUND

Detailed Statement of Financial Position

As at 30 June 2020

	Note	2020 \$	2019 \$
Investments			
Tpg Telecom Limited		11,064.27	7,979.16
Unibail-Rodamco-Westfield		5,979.20	15,199.60
Wesfarmers Limited - Ordinary Fully Paid		97,908.72	75,936.00
Westpac Banking Corporation		32,166.40	49,261.32
Woodside Petroleum Ltd		47,197.00	41,195.88
Woolworths Group Limited		215,403.84	186,819.06
Units in Listed Unit Trusts (Australian)	4		
Scentre Grp Stapled Securities		20,801.62	36,810.24
Transurban Group		482,313.42	454,139.40
Total Investments		<u>4,300,966.92</u>	<u>4,235,837.56</u>
Other Assets			
Bank Account	5		
Cash at Bank - ANZ Cash Management 2595-74599		238,090.87	72,436.48
Cash at Bank - ANZ Term Deposit 9772-29044		250,000.00	486,000.25
Cash at Bank - Macquarie 118921865		55,408.76	39,278.50
Distributions Receivable			
Transurban Group		5,461.44	8,626.80
Dividends Receivable			
Agl Energy Limited		2,224.00	1,336.00
Newcrest Mining Limited		0.00	0.10
Retail Food Group Limited		0.00	2,850.00
Dividend Reinvestment - Residual Account			
Amp Limited		6.16	6.16
Australia & New Zealand Banking Group Limited		18.06	18.06
Challenger Limited		7.89	7.89
Coca-Cola Amatil Limited		2.58	2.58
Commonwealth Bank of Australia		75.56	65.17
National Australia Bank Limited		7.07	7.07
Newcrest Mining Limited		14.04	14.04
Origin Energy Limited		8.88	8.88
Rio Tinto Limited		61.21	61.21
Sca Property Group		0.97	0.97
Tabcorp Holdings Limited		6.82	6.82
Tattersall's Limited		3.36	3.36
Telstra Corporation Limited		12.82	12.82
Transurban Group		8.96	8.96
Wesfarmers Limited		2.76	2.76
Westpac Banking Corporation		5.74	5.74
Woodside Petroleum Limited		16.21	16.21

TM CHONG PTY LTD SUPERANNUATION FUND

Detailed Statement of Financial Position

As at 30 June 2020

	Note	2020 \$	2019 \$
Other Assets			
Woolworths Limited		38.76	38.76
Income Tax Refundable		104,353.27	77,196.08
Total Other Assets		<u>655,836.19</u>	<u>688,011.67</u>
Total Assets		<u>4,956,803.11</u>	<u>4,923,849.23</u>
Less:			
Liabilities			
GST Payable		6,946.29	7,548.17
PAYG Payable		1,460.00	2,899.00
Sundry Creditors		28,686.51	0.00
Total Liabilities		<u>37,092.80</u>	<u>10,447.17</u>
Net assets available to pay benefits		<u>4,919,710.31</u>	<u>4,913,402.06</u>
Represented By :			
Liability for accrued benefits allocated to members' accounts	6, 7		
Chong, Carol Oi Wah - Pension (Pension)		1,216,434.09	1,229,925.11
Chong, Carol Oi Wah - Accumulation		851,709.92	841,554.38
Chong, Terry Min Sin - Pension (Pension)		1,690,794.92	1,709,567.36
Chong, Terry Min Sin - Accumulation		1,057,402.56	1,044,791.98
Chong, Christopher - Accumulation		50,378.30	43,551.45
Chong, Jonathan Wee Li - Accumulation		52,990.52	44,011.78
Total Liability for accrued benefits allocated to members' accounts		<u>4,919,710.31</u>	<u>4,913,402.06</u>

TM CHONG PTY LTD SUPERANNUATION FUND

Operating Statement

For the year ended 30 June 2020

	Note	2020 \$	2019 \$
Income			
Investment Income			
Trust Distributions	10	18,617.87	21,438.45
Dividends Received	9	115,090.10	303,322.98
Interest Received		8,848.93	17,248.90
Property Income	11	59,904.10	35,403.60
Contribution Income			
Employer Contributions		15,787.37	14,363.60
Personal Non Concessional		1,323.12	0.00
Total Income		<u>219,571.49</u>	<u>391,777.53</u>
Expenses			
Accountancy Fees		0.00	3,000.00
ATO Supervisory Levy		259.00	259.00
Bank Charges		61.00	5.00
Depreciation		53.00	60.00
Investment Expenses		10,419.52	13,003.75
		<u>10,792.52</u>	<u>16,327.75</u>
Member Payments			
Pensions Paid		88,200.00	171,028.00
Investment Losses			
Changes in Market Values	12	141,427.91	(175,975.65)
Total Expenses		<u>240,420.43</u>	<u>11,380.10</u>
Benefits accrued as a result of operations before income tax			
		<u>(20,848.94)</u>	<u>380,397.43</u>
Income Tax Expense	13	(27,157.19)	22,972.50
Benefits accrued as a result of operations		<u>6,308.25</u>	<u>357,424.93</u>

TM CHONG PTY LTD SUPERANNUATION FUND

Detailed Operating Statement

For the year ended 30 June 2020

	2020	2019
	\$	\$
Income		
Investment Income		
Trust Distributions		
Sca Property Group	0.00	525.48
Scentre Grp Stapled Securities	2,166.39	2,250.70
Transurban Group	16,451.48	18,388.92
Westfield Corporation	0.00	273.35
	18,617.87	21,438.45
Dividends Received		
Agl Energy Limited	888.00	1,267.66
AMP Limited	0.00	1,594.18
ASX Limited	3,734.72	3,314.19
Australia And New Zealand Banking Group Limited	9,428.00	12,701.71
BHP Group Limited	4,157.70	83,609.37
Blue Scope Steel	404.88	404.88
Challenger Limited	1,472.46	2,016.67
Cimic Group Limited	664.56	0.00
Coca-Cola Amatil Limited	806.46	1,768.53
Coles Group Limited.	1,299.52	0.00
Commonwealth Bank Of Australia.	23,529.66	31,740.70
Crown Limited	4,018.80	5,052.22
CSL Limited	7,577.86	6,426.74
Fletcher Building Limited	196.78	126.04
Iluka Resources Limited	110.25	515.79
Imdex Limited - Ordinary Fully Paid	1,263.65	363.65
Medibank Private Ltd	1,474.36	1,741.69
National Australia Bank Limited	14,146.52	19,153.67
Newcrest Mining Limited	192.97	212.21
Origin Energy	1,861.80	866.43
Platinum Asset Management Limited	583.47	895.27
Qbe Insurance Group Limited	686.14	760.36
RIO Tinto Limited	12,193.14	81,553.30
Santos Limited	927.72	1,998.66
South32 Limited	212.76	744.18
Tabcorp Holdings Limited	1,275.23	1,672.62
Telstra Corporation Limited	8,804.72	15,152.40
Tpg Telecom Limited	61.95	70.80
Unibail-Rodamco-Westfield	966.42	627.04
Wesfarmers Limited - Ordinary Fully Paid	3,243.75	8,992.57
Westpac Banking Corporation	1,389.60	6,535.69
Woodside Petroleum Ltd	1,685.57	3,234.90
Woolworths Group Limited	5,830.68	8,208.86
	115,090.10	303,322.98
Interest Received		
ATO	0.00	10.06
Cash at Bank - ANZ Cash Management 2595-74599	154.65	499.24
Cash at Bank - ANZ Term Deposit 9772-29044	8,508.31	13,862.97
Cash at Bank - ANZ Term Deposit 9788-76892	0.00	2,543.33
Cash at Bank - Macquarie 118921865	185.97	333.30
	8,848.93	17,248.90
Property Income		
Suite 2, Level 6, 15 Collins Street, Melbourne	59,904.10	35,403.60

TM CHONG PTY LTD SUPERANNUATION FUND
Detailed Operating Statement

For the year ended 30 June 2020

	2020	2019
	\$	\$
	<u>59,904.10</u>	<u>35,403.60</u>
Contribution Income		
Employer Contributions - Concessional		
Christopher Chong	6,631.75	6,010.57
Jonathan Wee Li Chong	9,155.62	8,353.03
	<u>15,787.37</u>	<u>14,363.60</u>
Personal Contributions - Non Concessional		
Christopher Chong	661.56	0.00
Jonathan Wee Li Chong	661.56	0.00
	<u>1,323.12</u>	<u>0.00</u>
Total Income	<u>219,571.49</u>	<u>391,777.53</u>
Expenses		
Accountancy Fees	0.00	3,000.00
ATO Supervisory Levy	259.00	259.00
Bank Charges	61.00	5.00
	<u>320.00</u>	<u>3,264.00</u>
Depreciation		
Suite 2, Level 6, 15 Collins Street, Melbourne	53.00	60.00
	<u>53.00</u>	<u>60.00</u>
Investment Expenses		
Suite 2, Level 6, 15 Collins Street, Melbourne	10,419.52	13,003.75
	<u>10,419.52</u>	<u>13,003.75</u>
Member Payments		
Pensions Paid		
Chong, Carol Oi Wah - Pension (Pension)	36,900.00	71,014.00
Chong, Terry Min Sin - Pension (Pension)	51,300.00	100,014.00
	<u>88,200.00</u>	<u>171,028.00</u>
Investment Losses		
Realised Movements in Market Value		
Shares in Listed Companies (Australian)		
BHP Group Limited	0.00	42,099.78
Coca-Cola Amatil Limited	(8,057.80)	0.00
Cue Energy Resources Limited	(7,228.88)	0.00
Iluka Resources Limited	(2,949.32)	0.00
Imdex Limited - Ordinary Fully Paid	(5,216.46)	0.00
Medibank Private Ltd	(1,211.00)	0.00
RIO Tinto Limited	(3,349.28)	34,155.98
Santos Limited	(50,814.93)	0.00
Soul Pattinson (W.H)	0.00	(37,335.25)
Telstra Corporation Limited	1,144.12	0.00
Woodside Petroleum Ltd	6,987.43	0.00
	<u>(70,696.11)</u>	<u>38,920.51</u>
Units in Listed Unit Trusts (Australian)		
Sca Property Group	0.00	(1,200.98)

TM CHONG PTY LTD SUPERANNUATION FUND
Detailed Operating Statement

For the year ended 30 June 2020

	2020	2019
	\$	\$
	0.00	(1,200.98)
Unrealised Movements in Market Value		
Real Estate Properties (Australian - Residential)		
Suite 2, Level 6, 15 Collins Street, Melbourne	(53.00)	0.00
	(53.00)	0.00
Shares in Listed Companies (Australian)		
Agl Energy Limited	232.00	1,976.00
AMP Limited	2,479.07	13,219.12
ASX Limited	(3,124.38)	(18,663.24)
Australia And New Zealand Banking Group Limited	58,347.01	(283.90)
BHP Group Limited	10,418.34	6,322.45
Blue Scope Steel	1,041.12	15,067.32
Challenger Limited	10,129.75	20,852.13
Cimic Group Limited	14,675.31	0.00
Coca-Cola Amatil Limited	4,905.09	(3,272.94)
Coles Group Limited.	(34,065.28)	0.00
Commonwealth Bank Of Australia.	73,966.42	(53,461.15)
Computershare Limited	(1,504.31)	0.00
Crown Limited	18,620.44	7,032.90
CSL Limited	(186,480.00)	(57,964.20)
Cue Energy Resources Limited	(405.13)	(6,578.00)
Fletcher Building Limited	1,989.24	2,811.24
Iluka Resources Limited	4,517.17	510.45
Imdex Limited - Ordinary Fully Paid	8,750.50	(2,227.33)
Lynas Corporation Limited	(1,647.99)	0.00
Medibank Private Ltd	4,725.50	(5,387.07)
National Australia Bank Limited	75,478.18	1,690.48
New Zealand Oil & Gas Limited	2,334.66	2,494.20
Newcrest Mining Limited	(2,500.77)	(5,975.52)
Onemarket	(265.20)	108.12
Origin Energy	9,180.93	16,499.22
Paladin Resources Limited	8.92	17.85
Platinum Asset Management Limited	2,420.32	1,966.51
Qbe Insurance Group Limited	3,962.48	(2,622.50)
Retail Food Group Limited	1,380.00	9,430.00
RIO Tinto Limited	10,629.53	(28,595.39)
Santos Limited	40,272.27	(8,466.12)
Soul Pattinson (W.H)	0.00	16,115.65
South32 Limited	3,254.70	1,227.65
Tabcorp Holdings Limited	6,563.89	117.58
Telstra Corporation Limited	39,929.88	(65,324.48)
The Star Entertainment Group Limited	(299.02)	0.00
Tpg Telecom Limited	(3,085.11)	(1,573.53)
Unibail-Rodamco-Westfield	9,220.40	6,512.00
Wesfarmers Limited - Ordinary Fully Paid	(18,728.97)	26,076.73
Westpac Banking Corporation	18,484.52	1,253.06
Woodside Petroleum Ltd	11,576.56	(1,019.70)
Woolworths Group Limited	(22,754.10)	(15,596.49)
	174,633.94	(125,710.90)
Units in Listed Unit Trusts (Australian)		
Sca Property Group	0.00	516.78
Scentre Grp Stapled Securities	16,008.62	5,272.30

TM CHONG PTY LTD SUPERANNUATION FUND**Detailed Operating Statement**

For the year ended 30 June 2020

	2020	2019
	\$	\$
Transurban Group	21,534.46	(90,747.34)
	<u>37,543.08</u>	<u>(84,958.26)</u>
Other Investment Gains/Losses	0.00	(3,026.02)
Changes in Market Values	<u>141,427.91</u>	<u>(175,975.65)</u>
Total Expenses	<u>240,420.43</u>	<u>11,380.10</u>
Benefits accrued as a result of operations before income tax	<u>(20,848.94)</u>	<u>380,397.43</u>
Income Tax Expense		
Income Tax Expense	(27,157.19)	22,972.50
Total Income Tax	<u>(27,157.19)</u>	<u>22,972.50</u>
Benefits accrued as a result of operations	<u>6,308.25</u>	<u>357,424.93</u>

TM CHONG PTY LTD SUPERANNUATION FUND

Members Statement

Carol Oi Wah Chong
 15 Garden Rd
 Donvale, Victoria, 3111, Australia

Your Details

Date of Birth : Provided
 Age: 77
 Tax File Number: Provided
 Date Joined Fund: 26/01/1993
 Service Period Start Date:
 Date Left Fund:
 Member Code: CHOCAR00001P
 Account Start Date 01/07/2007
 Account Phase: Retirement Phase
 Account Description: Pension

Nominated Beneficiaries N/A
 Vested Benefits 1,216,434.09
 Total Death Benefit 1,216,434.09
 Current Salary 0.00
 Previous Salary 0.00
 Disability Benefit 0.00

Your Balance

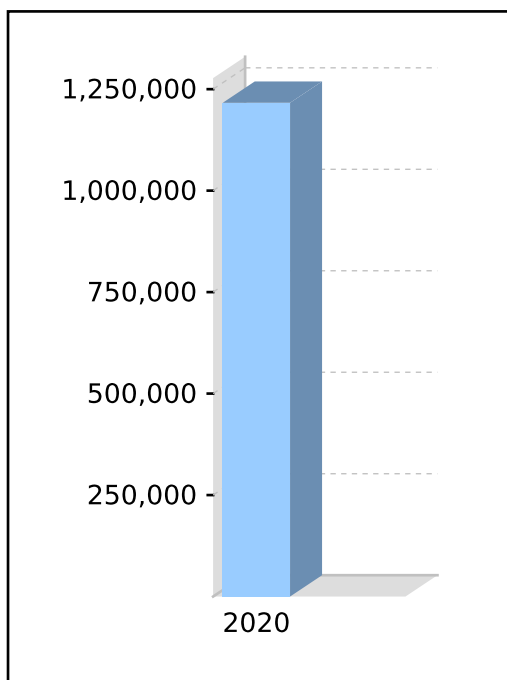
Total Benefits 1,216,434.09

Preservation Components

Preserved
 Unrestricted Non Preserved 1,216,434.09
 Restricted Non Preserved

Tax Components

Tax Free (9.20%) 112,085.52
 Taxable 1,104,348.57
 Investment Earnings Rate 1.90%



Your Detailed Account Summary

	This Year
Opening balance at 01/07/2019	1,229,925.11
<u>Increases to Member account during the period</u>	
Employer Contributions	
Personal Contributions (Concessional)	
Personal Contributions (Non Concessional)	
Government Co-Contributions	
Other Contributions	
Proceeds of Insurance Policies	
Transfers In	
Net Earnings	23,408.98
Internal Transfer In	
<u>Decreases to Member account during the period</u>	
Pensions Paid	36,900.00
Contributions Tax	
Income Tax	
No TFN Excess Contributions Tax	
Excess Contributions Tax	
Refund Excess Contributions	
Division 293 Tax	
Insurance Policy Premiums Paid	
Management Fees	
Member Expenses	
Benefits Paid/Transfers Out	
Superannuation Surcharge Tax	
Internal Transfer Out	
Closing balance at 30/06/2020	1,216,434.09

Members Statement

Trustee's Disclaimer

This statement has been prepared by the Trustee for the member whose name appears at the top of this statement. Every effort has been made by the Trustee to ensure the accuracy and completeness of this Statement. The Trustee does not accept any liability for any error, omission or misprint. All amounts shown in relation to benefits do not take into account any amounts which may be withheld to satisfy the requirements imposed by the Income Tax Assessment Act 1936.

Signed by all the trustees of the fund

Carol Oi Wah Chong
Director

Terry Min Sin Chong
Director

Christopher Chong
Director

Jonathan Wee Li Chong
Director

Members Statement

Carol Oi Wah Chong
 15 Garden Rd
 Donvale, Victoria, 3111, Australia

Your Details

Date of Birth :	Provided
Age:	77
Tax File Number:	Provided
Date Joined Fund:	26/01/1993
Service Period Start Date:	
Date Left Fund:	
Member Code:	CHOCAR00002A
Account Start Date	26/01/1993
Account Phase:	Accumulation Phase
Account Description:	Accumulation

Nominated Beneficiaries	N/A
Vested Benefits	851,709.92
Total Death Benefit	851,709.92
Current Salary	0.00
Previous Salary	0.00
Disability Benefit	0.00

Your Balance

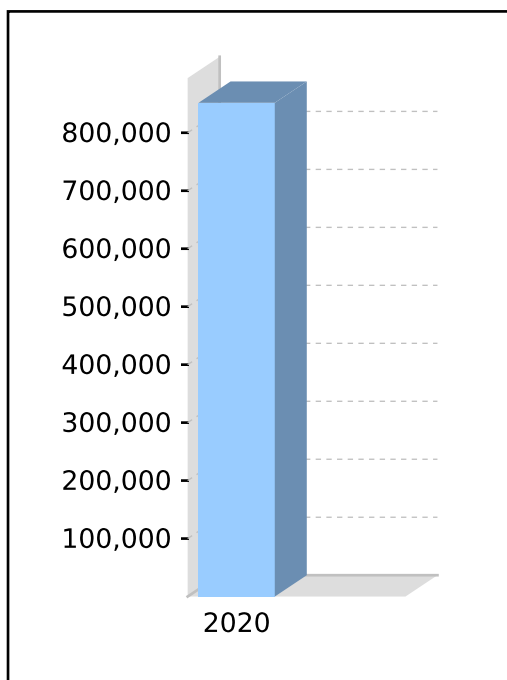
Total Benefits 851,709.92

Preservation Components

Preserved
 Unrestricted Non Preserved 851,709.92
 Restricted Non Preserved

Tax Components

Tax Free 363,454.54
 Taxable 488,255.38
 Investment Earnings Rate 1.21%



Your Detailed Account Summary

	This Year
Opening balance at 01/07/2019	841,554.38
<u>Increases to Member account during the period</u>	
Employer Contributions	
Personal Contributions (Concessional)	
Personal Contributions (Non Concessional)	
Government Co-Contributions	
Other Contributions	
Proceeds of Insurance Policies	
Transfers In	
Net Earnings	16,020.68
Internal Transfer In	
<u>Decreases to Member account during the period</u>	
Pensions Paid	
Contributions Tax	
Income Tax	5,865.14
No TFN Excess Contributions Tax	
Excess Contributions Tax	
Refund Excess Contributions	
Division 293 Tax	
Insurance Policy Premiums Paid	
Management Fees	
Member Expenses	
Benefits Paid/Transfers Out	
Superannuation Surcharge Tax	
Internal Transfer Out	
Closing balance at 30/06/2020	851,709.92

Members Statement

Trustee's Disclaimer

This statement has been prepared by the Trustee for the member whose name appears at the top of this statement. Every effort has been made by the Trustee to ensure the accuracy and completeness of this Statement. The Trustee does not accept any liability for any error, omission or misprint. All amounts shown in relation to benefits do not take into account any amounts which may be withheld to satisfy the requirements imposed by the Income Tax Assessment Act 1936.

Signed by all the trustees of the fund

Carol Oi Wah Chong
Director

Terry Min Sin Chong
Director

Christopher Chong
Director

Jonathan Wee Li Chong
Director

TM CHONG PTY LTD SUPERANNUATION FUND

Members Statement

Terry Min Sin Chong
 15 Garden Rd
 Donvale, Victoria, 3111, Australia

Your Details

Date of Birth : Provided
 Age: 77
 Tax File Number: Provided
 Date Joined Fund: 26/01/1993
 Service Period Start Date:
 Date Left Fund:
 Member Code: CHOTER00001P
 Account Start Date 01/07/2007
 Account Phase: Retirement Phase
 Account Description: Pension

Nominated Beneficiaries N/A
 Vested Benefits 1,690,794.92
 Total Death Benefit 1,690,794.92
 Current Salary 0.00
 Previous Salary 0.00
 Disability Benefit 0.00

Your Balance

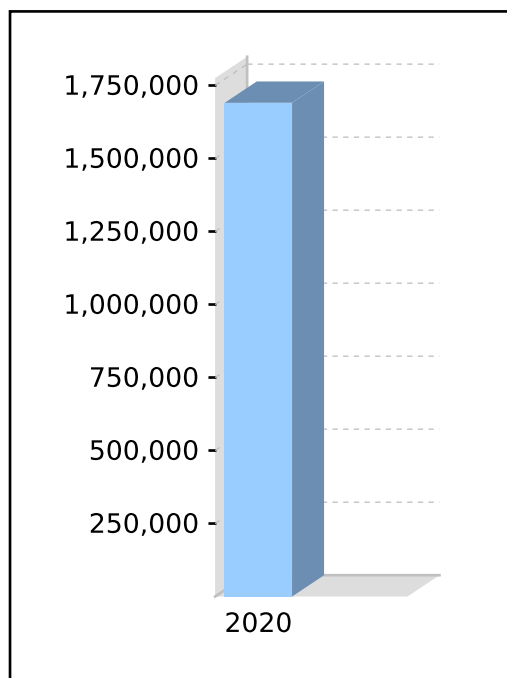
Total Benefits 1,690,794.92

Preservation Components

Preserved
 Unrestricted Non Preserved 1,690,794.92
 Restricted Non Preserved

Tax Components

Tax Free (10.60%) 180,030.72
 Taxable 1,510,764.20
 Investment Earnings Rate 1.90%



Your Detailed Account Summary

	This Year
Opening balance at 01/07/2019	1,709,567.36
<u>Increases to Member account during the period</u>	
Employer Contributions	
Personal Contributions (Concessional)	
Personal Contributions (Non Concessional)	
Government Co-Contributions	
Other Contributions	
Proceeds of Insurance Policies	
Transfers In	
Net Earnings	32,527.56
Internal Transfer In	
<u>Decreases to Member account during the period</u>	
Pensions Paid	51,300.00
Contributions Tax	
Income Tax	
No TFN Excess Contributions Tax	
Excess Contributions Tax	
Refund Excess Contributions	
Division 293 Tax	
Insurance Policy Premiums Paid	
Management Fees	
Member Expenses	
Benefits Paid/Transfers Out	
Superannuation Surcharge Tax	
Internal Transfer Out	
Closing balance at 30/06/2020	1,690,794.92

Members Statement

Trustee's Disclaimer

This statement has been prepared by the Trustee for the member whose name appears at the top of this statement. Every effort has been made by the Trustee to ensure the accuracy and completeness of this Statement. The Trustee does not accept any liability for any error, omission or misprint. All amounts shown in relation to benefits do not take into account any amounts which may be withheld to satisfy the requirements imposed by the Income Tax Assessment Act 1936.

Signed by all the trustees of the fund

Carol Oi Wah Chong
Director

Terry Min Sin Chong
Director

Christopher Chong
Director

Jonathan Wee Li Chong
Director

TM CHONG PTY LTD SUPERANNUATION FUND

Members Statement

Terry Min Sin Chong
 15 Garden Rd
 Donvale, Victoria, 3111, Australia

Your Details

Date of Birth : Provided
 Age: 77
 Tax File Number: Provided
 Date Joined Fund: 26/01/1993
 Service Period Start Date:
 Date Left Fund:
 Member Code: CHOTER00002A
 Account Start Date 26/01/1993
 Account Phase: Accumulation Phase
 Account Description: Accumulation

Nominated Beneficiaries N/A
 Vested Benefits 1,057,402.56
 Total Death Benefit 1,057,402.56
 Current Salary 0.00
 Previous Salary 0.00
 Disability Benefit 0.00

Your Balance

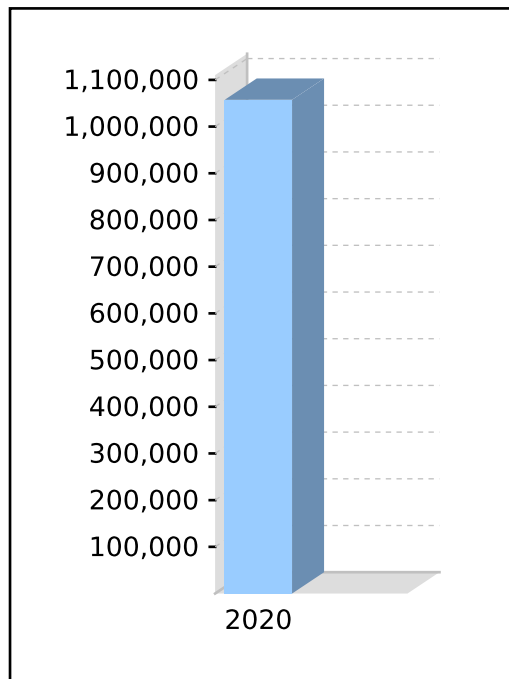
Total Benefits 1,057,402.56

Preservation Components

Preserved
 Unrestricted Non Preserved 1,057,402.56
 Restricted Non Preserved

Tax Components

Tax Free 409,147.64
 Taxable 648,254.92
 Investment Earnings Rate 1.21%



Your Detailed Account Summary

	This Year
Opening balance at 01/07/2019	1,044,791.98
<u>Increases to Member account during the period</u>	
Employer Contributions	
Personal Contributions (Concessional)	
Personal Contributions (Non Concessional)	
Government Co-Contributions	
Other Contributions	
Proceeds of Insurance Policies	
Transfers In	
Net Earnings	19,892.82
Internal Transfer In	
<u>Decreases to Member account during the period</u>	
Pensions Paid	
Contributions Tax	
Income Tax	7,282.24
No TFN Excess Contributions Tax	
Excess Contributions Tax	
Refund Excess Contributions	
Division 293 Tax	
Insurance Policy Premiums Paid	
Management Fees	
Member Expenses	
Benefits Paid/Transfers Out	
Superannuation Surcharge Tax	
Internal Transfer Out	
Closing balance at 30/06/2020	1,057,402.56

Members Statement

Trustee's Disclaimer

This statement has been prepared by the Trustee for the member whose name appears at the top of this statement. Every effort has been made by the Trustee to ensure the accuracy and completeness of this Statement. The Trustee does not accept any liability for any error, omission or misprint. All amounts shown in relation to benefits do not take into account any amounts which may be withheld to satisfy the requirements imposed by the Income Tax Assessment Act 1936.

Signed by all the trustees of the fund

Carol Oi Wah Chong
Director

Terry Min Sin Chong
Director

Christopher Chong
Director

Jonathan Wee Li Chong
Director

TM CHONG PTY LTD SUPERANNUATION FUND

Members Statement

Christopher Chong
 15 Garden Rd
 Donvale, Victoria, 3111, Australia

Your Details

Date of Birth :	Provided	Nominated Beneficiaries	N/A
Age:	34	Vested Benefits	50,378.30
Tax File Number:	Provided	Total Death Benefit	50,378.30
Date Joined Fund:	01/07/2011	Current Salary	0.00
Service Period Start Date:		Previous Salary	0.00
Date Left Fund:		Disability Benefit	0.00
Member Code:	CHOCHR00001A		
Account Start Date	01/07/2011		
Account Phase:	Accumulation Phase		
Account Description:	Accumulation		

Your Balance

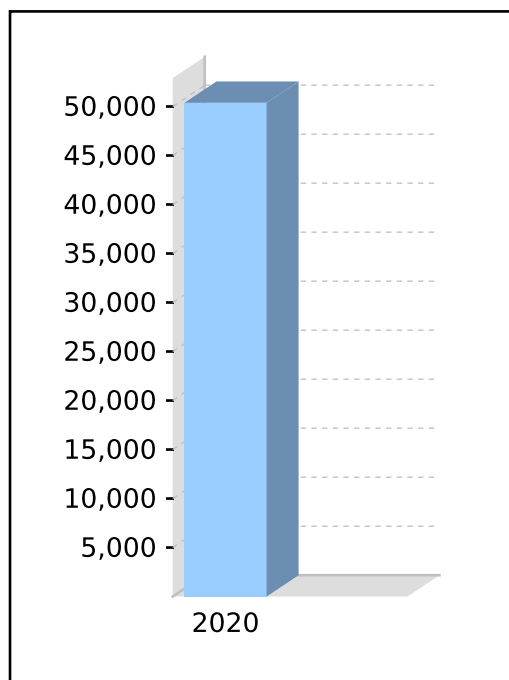
Total Benefits 50,378.30

Preservation Components

Preserved 50,378.30
 Unrestricted Non Preserved
 Restricted Non Preserved

Tax Components

Tax Free 13,701.46
 Taxable 36,676.84
 Investment Earnings Rate 1.21%



Your Detailed Account Summary

	This Year
Opening balance at 01/07/2019	43,551.45
<u>Increases to Member account during the period</u>	
Employer Contributions	6,631.75
Personal Contributions (Concessional)	
Personal Contributions (Non Concessional)	661.56
Government Co-Contributions	
Other Contributions	
Proceeds of Insurance Policies	
Transfers In	
Net Earnings	832.36
Internal Transfer In	
<u>Decreases to Member account during the period</u>	
Pensions Paid	
Contributions Tax	994.76
Income Tax	304.06
No TFN Excess Contributions Tax	
Excess Contributions Tax	
Refund Excess Contributions	
Division 293 Tax	
Insurance Policy Premiums Paid	
Management Fees	
Member Expenses	
Benefits Paid/Transfers Out	
Superannuation Surcharge Tax	
Internal Transfer Out	
Closing balance at 30/06/2020	50,378.30

Members Statement

Trustee's Disclaimer

This statement has been prepared by the Trustee for the member whose name appears at the top of this statement. Every effort has been made by the Trustee to ensure the accuracy and completeness of this Statement. The Trustee does not accept any liability for any error, omission or misprint. All amounts shown in relation to benefits do not take into account any amounts which may be withheld to satisfy the requirements imposed by the Income Tax Assessment Act 1936.

Signed by all the trustees of the fund

Carol Oi Wah Chong
Director

Terry Min Sin Chong
Director

Christopher Chong
Director

Jonathan Wee Li Chong
Director

TM CHONG PTY LTD SUPERANNUATION FUND

Members Statement

Jonathan Wee Li Chong
 57 Carlingford Rd
 Epping, New South Wales, 2121, Australia

Your Details

Date of Birth :	Provided	Nominated Beneficiaries	N/A
Age:	34	Vested Benefits	52,990.52
Tax File Number:	Provided	Total Death Benefit	52,990.52
Date Joined Fund:	01/07/2011	Current Salary	0.00
Service Period Start Date:		Previous Salary	0.00
Date Left Fund:		Disability Benefit	0.00
Member Code:	CHOJON00001A		
Account Start Date	01/07/2011		
Account Phase:	Accumulation Phase		
Account Description:	Accumulation		

Your Balance

Total Benefits 52,990.52

Preservation Components

Preserved 52,990.52

Unrestricted Non Preserved

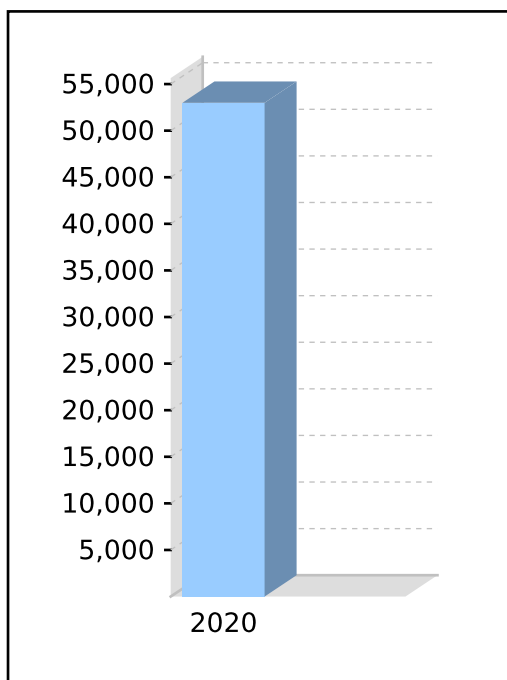
Restricted Non Preserved

Tax Components

Tax Free 9,665.56

Taxable 43,324.96

Investment Earnings Rate 1.21%



Your Detailed Account Summary

	This Year
Opening balance at 01/07/2019	44,011.78
<u>Increases to Member account during the period</u>	
Employer Contributions	9,155.62
Personal Contributions (Concessional)	
Personal Contributions (Non Concessional)	661.56
Government Co-Contributions	
Other Contributions	
Proceeds of Insurance Policies	
Transfers In	
Net Earnings	841.71
Internal Transfer In	
<u>Decreases to Member account during the period</u>	
Pensions Paid	
Contributions Tax	1,373.34
Income Tax	306.81
No TFN Excess Contributions Tax	
Excess Contributions Tax	
Refund Excess Contributions	
Division 293 Tax	
Insurance Policy Premiums Paid	
Management Fees	
Member Expenses	
Benefits Paid/Transfers Out	
Superannuation Surcharge Tax	
Internal Transfer Out	
Closing balance at 30/06/2020	52,990.52

Members Statement

Trustee's Disclaimer

This statement has been prepared by the Trustee for the member whose name appears at the top of this statement. Every effort has been made by the Trustee to ensure the accuracy and completeness of this Statement. The Trustee does not accept any liability for any error, omission or misprint. All amounts shown in relation to benefits do not take into account any amounts which may be withheld to satisfy the requirements imposed by the Income Tax Assessment Act 1936.

Signed by all the trustees of the fund

Carol Oi Wah Chong
Director

Terry Min Sin Chong
Director

Christopher Chong
Director

Jonathan Wee Li Chong
Director

TM CHONG PTY LTD SUPERANNUATION FUND

Members Summary

As at 30 June 2020

Opening Balances	Increases				Decreases					Closing Balance	
	Contributions	Transfers In	Net Earnings	Insurance Proceeds	Pensions Paid	Contributions Tax	Taxes Paid	Benefits Paid/Transfers Out	Insurance Premiums		Member Expenses
Carol Oi Wah Chong (Age: 77)											
CHOCAR00001P - Pension - Tax Free: 9.20%											
1,229,925.11			23,408.98		36,900.00						1,216,434.09
CHOCAR00002A - Accumulation											
841,554.38			16,020.68				5,865.14				851,709.92
2,071,479.49			39,429.66		36,900.00		5,865.14				2,068,144.01
Terry Min Sin Chong (Age: 77)											
CHOTER00001P - Pension - Tax Free: 10.60%											
1,709,567.36			32,527.56		51,300.00						1,690,794.92
CHOTER00002A - Accumulation											
1,044,791.98			19,892.82				7,282.24				1,057,402.56
2,754,359.34			52,420.38		51,300.00		7,282.24				2,748,197.48
Christopher Chong (Age: 34)											
CHOCHR00001A - Accumulation											
43,551.45	7,293.31		832.36			994.76	304.06				50,378.30
43,551.45	7,293.31		832.36			994.76	304.06				50,378.30
Jonathan Wee Li Chong (Age: 34)											
CHOJON00001A - Accumulation											

TM CHONG PTY LTD SUPERANNUATION FUND

Members Summary

As at 30 June 2020

Opening Balances	Increases				Decreases					Closing Balance	
	Contributions	Transfers In	Net Earnings	Insurance Proceeds	Pensions Paid	Contributions Tax	Taxes Paid	Benefits Paid/ Transfers Out	Insurance Premiums		Member Expenses
44,011.78	9,817.18		841.71			1,373.34	306.81				52,990.52
44,011.78	9,817.18		841.71			1,373.34	306.81				52,990.52
4,913,402.06	17,110.49		93,524.11		88,200.00	2,368.10	13,758.25				4,919,710.31

Notes to the Financial Statements

For the year ended 30 June 2020

Note 1: Summary of Significant Accounting Policies

The trustees have prepared the financial statements on the basis that the Superannuation Fund is a non-reporting entity because there are no users dependent on general purpose financial statements. The financial statements are therefore special purpose financial statements that have been prepared in order to meet the requirements of the Superannuation Industry (Supervision) Act 1993 and associated Regulations, the trust deed of the Fund and the needs of members.

The financial statements have been prepared on a cash basis and are based on historical costs, except for investments which have been measured at market value.

The following significant accounting policies, which are consistent with the policies applied in the previous period unless otherwise stated, have been adopted in the preparation of the financial statements.

The financial statements were authorised for issue by the Director(s).

a. Measurement of Investments

The Fund initially recognises:

- (i) an investment when it controls the future economic benefits expected to flow from the asset. For financial assets, the trade date is considered to be the date on which control of the future economic benefits attributable to the asset passes to the Fund; and
- (ii) a financial liability on the date it becomes a party to the contractual provisions of the instrument.

Investments of the Fund have been measured at market value, which refers to the amount that a willing buyer could reasonably be expected to pay to acquire an asset from a willing seller if the following assumptions were made:

- that the buyer and the seller deal with each other at arm's length in relation to the sale;
- that the sale occurred after proper marketing of the asset; and
- that the buyer and the seller acted knowledgeably and prudentially in relation to the sale.

Market value has been determined as follows:

- (i) shares and other securities listed on the Australian Securities Exchange by reference to the relevant market quotations at the end of the reporting period;
- (ii) units in managed funds by reference to the unit redemption price at the end of the reporting period;
- (iii) fixed-interest securities by reference to the redemption price at the end of the reporting period;
- (iv) unlisted investments are stated at trustees' assessment based on estimated market value at balance date or where necessary, an external valuer's opinion; and
- (v) investment properties at the trustees' assessment of the market value or where necessary a qualified independent valuer's opinion at the end of reporting period.

Financial liabilities, such as trade creditors and other payables, are measured at the gross value of the outstanding balance at the end of the reporting period. The trustees have determined that the gross values of the Fund's financial liabilities is equivalent to their market values. Any remeasurement changes in the gross values of non-current financial liabilities (including liabilities for members' accrued benefits) are recognised in the operating statement in the periods in which they occur.

b. Cash and Cash Equivalents

Cash and cash equivalents include cash on hand and at call, deposits with banks and short-term, highly liquid investments that are readily convertible to cash and subject to an insignificant risk of change in value.

c. Revenue

Revenue is recognised to the extent that it is probable that the economic benefits will flow to the Fund and the revenue can be reliably measured. Revenue is recognised at the fair value of the consideration received or receivable.

Notes to the Financial Statements

For the year ended 30 June 2020

Interest revenue

Interest revenue is recognised in respect of fixed-interest securities, and cash and cash equivalent balances. Interest revenue is recognised upon receipt.

Dividend revenue

Dividend revenue is recognised when the dividend has been paid or, in the case of dividend reinvestment schemes, when the dividend is credited to the benefit of the fund.

Rental revenue

Rental revenue arising from operating leases on investment properties is recognised upon receipt.

Distribution revenue

Distributions from unit trusts and managed funds are recognised as at the date the unit value is quoted ex-distribution and if not received at the end of the reporting period, are reflected in the statement of financial position as a receivable at market value.

Remeasurement changes in market values

Remeasurement changes in the market values of assets are recognised as income and determined as the difference between the market value at year-end or consideration received (if sold during the year) and the market value as at the prior year-end or cost (if acquired during the period).

Contributions

Contributions and transfers in are recognised when the control and the benefits from the revenue have been attained and are recorded by the Fund, gross of any taxes, in the period to which they relate.

d. Liability for Accrued Benefits

The liability for accrued benefits represents the Fund's present obligation to pay benefits to members and beneficiaries, and has been calculated as the difference between the carrying amount of the assets and the carrying amount of the other payables and income tax liabilities as at the end of the reporting period.

e. Goods and Services Tax (GST)

Revenues, expenses and assets are recognised net of the amount of GST, except where the amount of GST incurred is not recoverable from the Australian Taxation Office (ATO).

The net amount of GST recoverable from, or payable to, the ATO is included with other receivables or other payables in the statement of financial position.

f. Critical Accounting Estimates and Judgements

The preparation of financial statements requires the trustees to make judgements, estimates and assumptions that affect the application of accounting policies and the reported amounts of assets and liabilities, income and expenses. Actual results may differ from these estimates.

Estimates and underlying assumptions are reviewed on an ongoing basis. Revisions to accounting estimates are recognised in the period in which the estimate is revised and in any future period affected.

Note 2: Real Estate Properties (Australian - Residential)

	2020 \$	2019 \$
Suite 2, Level 6, 15 Collins Street, Melbourne	850,000.00	850,000.00

Notes to the Financial Statements

For the year ended 30 June 2020

850,000.00

850,000.00

Note 3: Shares in Listed Companies (Australian)

	2020	2019
	\$	\$
Agl Energy Limited	13,640.00	16,008.00
AMP Limited	17,353.53	19,832.60
Australia And New Zealand Banking Group Limited	114,952.88	163,871.89
ASX Limited	88,624.44	85,500.06
BHP Group Limited	69,884.82	80,303.16
Blue Scope Steel	33,807.48	34,848.60
Commonwealth Bank Of Australia.	395,416.32	445,853.08
Coca-Cola Amatil Limited	31,470.44	32,213.44
Challenger Limited	28,625.31	27,197.44
Cimic Group Limited	60,975.36	0.00
Coles Group Limited.	34,065.28	0.00
Computershare Limited	11,554.00	0.00
CSL Limited	743,330.00	556,850.00
Cue Energy Resources Limited	14,402.00	20,999.00
Crown Limited	64,769.66	83,390.10
Fletcher Building Limited	5,671.80	7,661.04
Iluka Resources Limited	11,870.60	13,408.65
Imdex Limited - Ordinary Fully Paid	30,273.03	41,523.80
Lynas Corporation Limited	31,898.48	0.00
Medibank Private Ltd	28,258.49	32,983.99
National Australia Bank Limited	162,795.70	224,127.36
Newcrest Mining Limited	33,358.74	18,786.60
New Zealand Oil & Gas Limited	17,509.95	19,844.61
Onemarket	197.88	153.00
Origin Energy	37,615.44	44,934.57
Paladin Resources Limited	35.70	44.62
Platinum Asset Management Limited	8,060.53	10,480.85
Qbe Insurance Group Limited	12,173.64	15,449.98
Retail Food Group Limited	1,610.00	2,990.00

TM CHONG PTY LTD SUPERANNUATION FUND

Notes to the Financial Statements

For the year ended 30 June 2020

RIO Tinto Limited	182,009.68	200,256.80
South32 Limited	5,824.20	9,078.90
Santos Limited	11,978.00	74,000.16
The Star Entertainment Group Limited	10,422.80	0.00
Tabcorp Holdings Limited	35,523.80	25,525.20
Telstra Corporation Limited	188,172.47	210,379.40
Tpg Telecom Limited	11,064.27	7,979.16
Unibail-Rodamco-Westfield	5,979.20	15,199.60
Westpac Banking Corporation	32,166.40	49,261.32
Wesfarmers Limited - Ordinary Fully Paid	97,908.72	75,936.00
Woolworths Group Limited	215,403.84	186,819.06
Woodside Petroleum Ltd	47,197.00	41,195.88
	2,947,851.88	2,894,887.92

Note 4: Units in Listed Unit Trusts (Australian)

	2020 \$	2019 \$
Scentre Grp Stapled Securities	20,801.62	36,810.24
Transurban Group	482,313.42	454,139.40
	503,115.04	490,949.64

Note 5: Banks and Term Deposits

	2020 \$	2019 \$
Banks		
Cash at Bank - ANZ Cash Management 2595-74599	238,090.87	72,436.48
Cash at Bank - ANZ Term Deposit 9772-29044	250,000.00	486,000.25
Cash at Bank - Macquarie 118921865	55,408.76	39,278.50
	543,499.63	597,715.23

Note 6: Liability for Accrued Benefits

	2020 \$	2019 \$
Liability for accrued benefits at beginning of year	4,913,402.06	4,558,938.79
Benefits accrued as a result of operations	6,308.25	357,424.93

Notes to the Financial Statements

For the year ended 30 June 2020

Current year member movements	0.00	(2,961.66)
Liability for accrued benefits at end of year	4,919,710.31	4,913,402.06

Note 7: Vested Benefits

Vested benefits are benefits that are not conditional upon continued membership of the fund (or any factor other than resignation from the plan) and include benefits which members were entitled to receive had they terminated their fund membership as at the end of the reporting period.

	2020 \$	2019 \$
Vested Benefits	4,919,710.31	4,913,402.06

Note 8: Guaranteed Benefits

No guarantees have been made in respect of any part of the liability for accrued benefits.

Note 9: Dividends

	2020 \$	2019 \$
AMP Limited	0.00	1,594.18
ASX Limited	3,734.72	3,314.19
Agl Energy Limited	888.00	1,267.66
Australia And New Zealand Banking Group Limited	9,428.00	12,701.71
BHP Group Limited	4,157.70	83,609.37
Blue Scope Steel	404.88	404.88
CSL Limited	7,577.86	6,426.74
Challenger Limited	1,472.46	2,016.67
Cimic Group Limited	664.56	0.00
Coca-Cola Amatil Limited	806.46	1,768.53
Coles Group Limited.	1,299.52	0.00
Commonwealth Bank Of Australia.	23,529.66	31,740.70
Crown Limited	4,018.80	5,052.22
Fletcher Building Limited	196.78	126.04
Iluka Resources Limited	110.25	515.79
Imdex Limited - Ordinary Fully Paid	1,263.65	363.65
Medibank Private Ltd	1,474.36	1,741.69
National Australia Bank Limited	14,146.52	19,153.67
Newcrest Mining Limited	192.97	212.21
Origin Energy	1,861.80	866.43
Platinum Asset Management Limited	583.47	895.27

Notes to the Financial Statements

For the year ended 30 June 2020

Qbe Insurance Group Limited	686.14	760.36
RIO Tinto Limited	12,193.14	81,553.30
Santos Limited	927.72	1,998.66
South32 Limited	212.76	744.18
Tabcorp Holdings Limited	1,275.23	1,672.62
Telstra Corporation Limited	8,804.72	15,152.40
Tpg Telecom Limited	61.95	70.80
Unibail-Rodamco-Westfield	966.42	627.04
Wesfarmers Limited - Ordinary Fully Paid	3,243.75	8,992.57
Westpac Banking Corporation	1,389.60	6,535.69
Woodside Petroleum Ltd	1,685.57	3,234.90
Woolworths Group Limited	5,830.68	8,208.86
	115,090.10	303,322.98

Note 10: Trust Distributions

	2020 \$	2019 \$
Scentre Grp Stapled Securities	2,166.39	2,250.70
Transurban Group	16,451.48	18,388.92
Sca Property Group	0.00	525.48
Westfield Corporation	0.00	273.35
	18,617.87	21,438.45

Note 11: Rental Income

	2020 \$	2019 \$
Suite 2, Level 6, 15 Collins Street, Melbourne	59,904.10	35,403.60
	59,904.10	35,403.60

Note 12: Changes in Market Values

Unrealised Movements in Market Value

	2020 \$	2019 \$
Real Estate Properties (Australian - Residential)		
Suite 2, Level 6, 15 Collins Street, Melbourne	53.00	0.00
	53.00	0.00

Notes to the Financial Statements

For the year ended 30 June 2020

Shares in Listed Companies (Australian)

AMP Limited	(2,479.07)	(13,219.12)
ASX Limited	3,124.38	18,663.24
AgI Energy Limited	(232.00)	(1,976.00)
Australia And New Zealand Banking Group Limited	(58,347.01)	283.90
BHP Group Limited	(10,418.34)	(6,322.45)
Blue Scope Steel	(1,041.12)	(15,067.32)
CSL Limited	186,480.00	57,964.20
Challenger Limited	(10,129.75)	(20,852.13)
Cimic Group Limited	(14,675.31)	0.00
Coca-Cola Amatil Limited	(4,905.09)	3,272.94
Coles Group Limited.	34,065.28	0.00
Commonwealth Bank Of Australia.	(73,966.42)	53,461.15
Computershare Limited	1,504.31	0.00
Crown Limited	(18,620.44)	(7,032.90)
Cue Energy Resources Limited	405.13	6,578.00
Fletcher Building Limited	(1,989.24)	(2,811.24)
Iluka Resources Limited	(4,517.17)	(510.45)
Imdex Limited - Ordinary Fully Paid	(8,750.50)	2,227.33
Lynas Corporation Limited	1,647.99	0.00
Medibank Private Ltd	(4,725.50)	5,387.07
National Australia Bank Limited	(75,478.18)	(1,690.48)
New Zealand Oil & Gas Limited	(2,334.66)	(2,494.20)
Newcrest Mining Limited	2,500.77	5,975.52
Onemarket	265.20	(108.12)
Origin Energy	(9,180.93)	(16,499.22)
Paladin Resources Limited	(8.92)	(17.85)
Platinum Asset Management Limited	(2,420.32)	(1,966.51)
Qbe Insurance Group Limited	(3,962.48)	2,622.50
RIO Tinto Limited	(10,629.53)	28,595.39
Retail Food Group Limited	(1,380.00)	(9,430.00)
Santos Limited	(40,272.27)	8,466.12
Soul Pattinson (W.H)	0.00	(16,115.65)

Notes to the Financial Statements

For the year ended 30 June 2020

South32 Limited	(3,254.70)	(1,227.65)
Tabcorp Holdings Limited	(6,563.89)	(117.58)
Telstra Corporation Limited	(39,929.88)	65,324.48
The Star Entertainment Group Limited	299.02	0.00
Tpg Telecom Limited	3,085.11	1,573.53
Unibail-Rodamco-Westfield	(9,220.40)	(6,512.00)
Wesfarmers Limited - Ordinary Fully Paid	18,728.97	(26,076.73)
Westpac Banking Corporation	(18,484.52)	(1,253.06)
Woodside Petroleum Ltd	(11,576.56)	1,019.70
Woolworths Group Limited	22,754.10	15,596.49
	<hr/>	<hr/>
	(174,633.94)	125,710.90
	<hr/>	<hr/>
Units in Listed Unit Trusts (Australian)		
Sca Property Group	0.00	(516.78)
Scentre Grp Stapled Securities	(16,008.62)	(5,272.30)
Transurban Group	(21,534.46)	90,747.34
	<hr/>	<hr/>
	(37,543.08)	84,958.26
	<hr/>	<hr/>
Total Unrealised Movement	(212,124.02)	210,669.16
	<hr/>	<hr/>

Realised Movements in Market Value

	2020 \$	2019 \$
Shares in Listed Companies (Australian)		
BHP Group Limited	0.00	(42,099.78)
Coca-Cola Amatil Limited	8,057.80	0.00
Cue Energy Resources Limited	7,228.88	0.00
Iluka Resources Limited	2,949.32	0.00
Imdex Limited - Ordinary Fully Paid	5,216.46	0.00
Medibank Private Ltd	1,211.00	0.00
RIO Tinto Limited	3,349.28	(34,155.98)
Santos Limited	50,814.93	0.00
Soul Pattinson (W.H)	0.00	37,335.25
Telstra Corporation Limited	(1,144.12)	0.00
Woodside Petroleum Ltd	(6,987.43)	0.00

Notes to the Financial Statements

For the year ended 30 June 2020

	70,696.11	(38,920.51)
Units in Listed Unit Trusts (Australian)		
Sca Property Group	0.00	1,200.98
	0.00	1,200.98
Total Realised Movement	70,696.11	(37,719.53)
Changes in Market Values	(141,427.91)	172,949.63

Note 13: Income Tax Expense

	2020	2019
	\$	\$
The components of tax expense comprise		
Current Tax	(27,157.19)	22,972.50
Income Tax Expense	(27,157.19)	22,972.50

The prima facie tax on benefits accrued before income tax is reconciled to the income tax as follows:

Prima facie tax payable on benefits accrued before income tax at 15%	(3,127.34)	57,059.55
Less:		
Tax effect of:		
Non Taxable Contributions	198.47	0.00
Increase in MV of Investments	0.00	31,609.35
Exempt Pension Income	21,486.75	33,375.30
Realised Accounting Capital Gains	10,604.42	(5,213.10)
Accounting Trust Distributions	2,792.68	0.00
Tax Adjustment – Investment Expenses (11)	0.00	0.00
Other Non-Taxable Income	0.00	1,439.70
Add:		
Tax effect of:		
Decrease in MV of Investments	31,818.60	0.00
SMSF Non-Deductible Expenses	945.00	1,470.00
Pension Payments	13,230.00	25,654.20
Franking Credits	6,487.26	0.00
Foreign Credits	0.15	0.00

TM CHONG PTY LTD SUPERANNUATION FUND**Notes to the Financial Statements**

For the year ended 30 June 2020

TFN Credits	5.21	0.00
Taxable Trust Distributions	1,849.56	0.00
Distributed Foreign Income	0.35	0.00
Rounding	(0.12)	0.00
Income Tax on Taxable Income or Loss	16,126.35	22,972.50
Less credits:		
Franking Credits	43,248.41	0.00
Foreign Credits	0.40	0.00
TFN Credits	34.73	0.00
Other Adjustments		5,562.00
Current Tax or Refund	<u>(27,157.19)</u>	<u>22,972.50</u>

TM CHONG PTY LTD SUPERANNUATION FUND

Statement of Taxable Income

For the year ended 30 June 2020

	2020
	\$
Benefits accrued as a result of operations	(20,848.94)
Less	
Exempt current pension income	143,245.00
Realised Accounting Capital Gains	70,696.11
Accounting Trust Distributions	18,617.87
Non Taxable Contributions	1,323.12
	<u>233,882.10</u>
Add	
Decrease in MV of investments	212,124.02
SMSF non deductible expenses	6,300.00
Pension Payments	88,200.00
Franking Credits	43,248.41
Foreign Credits	1.00
TFN Credits - Dividends	34.73
Taxable Trust Distributions	12,330.39
Distributed Foreign income	2.36
	<u>362,240.91</u>
SMSF Annual Return Rounding	(0.87)
Taxable Income or Loss	<u>107,509.00</u>
Income Tax on Taxable Income or Loss	16,126.35
Less	
Franking Credits	43,248.41
Foreign Credits	0.40
TAX PAYABLE	<u>(27,122.46)</u>
Less	
TFN Credits	34.73
CURRENT TAX OR REFUND	<u>(27,157.19)</u>
Supervisory Levy	259.00
AMOUNT DUE OR REFUNDABLE	<u>(26,898.19)</u>

* Distribution tax components review process has not been completed for the financial year.

TM CHONG PTY LTD SUPERANNUATION FUND
Investment Summary Report

As at 30 June 2020

Investment	Units	Market Price	Market Value	Average Cost	Accounting Cost	Unrealised Gain/(Loss)	Gain/(Loss)%	Portfolio Weight%
Cash/Bank Accounts								
Cash at Bank - ANZ Cash Management 2595-74599		238,090.870000	238,090.87	238,090.87	238,090.87			4.91 %
Cash at Bank - ANZ Term Deposit 9772-29044		250,000.000000	250,000.00	250,000.00	250,000.00			5.16 %
Cash at Bank - Macquarie 118921865		55,408.760000	55,408.76	55,408.76	55,408.76			1.14 %
			543,499.63		543,499.63		0.00 %	11.22 %
Real Estate Properties (Australian - Residential)								
TMCH4001-1 Suite 2, Level 6, 15 Collins Street, Melbourne	1.00	850,000.000000	850,000.00	251,086.00	251,086.00	598,914.00	238.53 %	17.55 %
			850,000.00		251,086.00	598,914.00	238.53 %	17.55 %
Shares in Listed Companies (Australian)								
AGL.AX Agl Energy Limited	800.00	17.050000	13,640.00	20.10	16,080.29	(2,440.29)	(15.18) %	0.28 %
AMP.AX AMP Limited	9,355.00	1.855000	17,353.53	4.39	41,097.64	(23,744.11)	(57.77) %	0.36 %
ASX.AX ASX Limited	1,038.00	85.380000	88,624.44	45.45	47,173.94	41,450.50	87.87 %	1.83 %
ANZ.AX Australia And New Zealand Banking Group Limited	6,167.00	18.640000	114,952.88	21.90	135,061.86	(20,108.98)	(14.89) %	2.37 %
BHP.AX BHP Group Limited	1,951.00	35.820000	69,884.82	18.04	35,189.21	34,695.61	98.60 %	1.44 %
BSL.AX Blue Scope Steel	2,892.00	11.690000	33,807.48	2.58	7,463.68	26,343.80	352.96 %	0.70 %
CGF.AX Challenger Limited	6,491.00	4.410000	28,625.31	5.11	33,194.07	(4,568.76)	(13.76) %	0.59 %
CIM.AX Cimic Group Limited	2,528.00	24.120000	60,975.36	29.93	75,650.67	(14,675.31)	(19.40) %	1.26 %
CCL.AX Coca-Cola Amatil Limited	3,634.00	8.660000	31,470.44	8.63	31,373.47	96.97	0.31 %	0.65 %
COL.AX Coles Group Limited.	1,984.00	17.170000	34,065.28	0.00	0.00	34,065.28	0.00 %	0.70 %
CBA.AX Commonwealth Bank Of Australia.	5,696.00	69.420000	395,416.32	45.98	261,919.79	133,496.53	50.97 %	8.16 %
CPU.AX Computershare Limited	872.00	13.250000	11,554.00	11.52	10,049.69	1,504.31	14.97 %	0.24 %
CWN.AX Crown Limited	6,698.00	9.670000	64,769.66	10.34	69,266.14	(4,496.48)	(6.49) %	1.34 %
CSL.AX CSL Limited	2,590.00	287.000000	743,330.00	7.50	19,433.19	723,896.81	3,725.05 %	15.34 %
CUE.AX Cue Energy Resources Limited	151,600.00	0.095000	14,402.00	0.09	13,401.55	1,000.45	7.47 %	0.30 %
FBU.AX Fletcher Building Limited	1,644.00	3.450000	5,671.80	3.69	6,070.94	(399.14)	(6.57) %	0.12 %
ILU.AX Iluka Resources Limited	1,390.00	8.540000	11,870.60	7.16	9,948.08	1,922.52	19.33 %	0.24 %

TM CHONG PTY LTD SUPERANNUATION FUND

Investment Summary Report

As at 30 June 2020

Investment		Units	Market Price	Market Value	Average Cost	Accounting Cost	Unrealised Gain/(Loss)	Gain/(Loss)%	Portfolio Weight%
IMD.AX	Imdex Limited - Ordinary Fully Paid	27,273.00	1.110000	30,273.03	0.55	14,999.73	15,273.30	101.82 %	0.62 %
LYCDA.AX	Lynas Corporation Limited	16,485.00	1.935000	31,898.48	1.84	30,250.49	1,647.99	5.45 %	0.66 %
MPL.AX	Medibank Private Ltd	9,451.00	2.990000	28,258.49	2.14	20,213.73	8,044.76	39.80 %	0.58 %
NAB.AX	National Australia Bank Limited	8,935.00	18.220000	162,795.70	25.82	230,681.25	(67,885.55)	(29.43) %	3.36 %
NZO.AX	New Zealand Oil & Gas Limited	38,911.00	0.450000	17,509.95	0.50	19,380.97	(1,871.02)	(9.65) %	0.36 %
NCM.AX	Newcrest Mining Limited	1,058.00	31.530000	33,358.74	22.89	24,221.62	9,137.12	37.72 %	0.69 %
OMN.AX	Onemarket	204.00	0.970000	197.88	0.27	55.90	141.98	253.99 %	0.00 %
ORG.AX	Origin Energy	6,441.00	5.840000	37,615.44	4.45	28,685.31	8,930.13	31.13 %	0.78 %
PDN.AX	Paladin Resources Limited	357.00	0.100000	35.70	1.17	416.76	(381.06)	(91.43) %	0.00 %
PTM.AX	Platinum Asset Management Limited	2,161.00	3.730000	8,060.53	5.10	11,011.91	(2,951.38)	(26.80) %	0.17 %
QBE.AX	Qbe Insurance Group Limited	1,374.00	8.860000	12,173.64	10.05	13,812.29	(1,638.65)	(11.86) %	0.25 %
RFG.AX	Retail Food Group Limited	23,000.00	0.070000	1,610.00	4.32	99,340.89	(97,730.89)	(98.38) %	0.03 %
RIO.AX	RIO Tinto Limited	1,858.00	97.960000	182,009.68	65.80	122,252.55	59,757.13	48.88 %	3.76 %
STO.AX	Santos Limited	2,260.00	5.300000	11,978.00	5.18	11,697.74	280.26	2.40 %	0.25 %
S32.AX	South32 Limited	2,855.00	2.040000	5,824.20	1.40	3,999.34	1,824.86	45.63 %	0.12 %
TAH.AX	Tabcorp Holdings Limited	10,510.00	3.380000	35,523.80	3.02	31,769.40	3,754.40	11.82 %	0.73 %
TLS.AX	Telstra Corporation Limited	60,119.00	3.130000	188,172.47	3.59	216,029.46	(27,856.99)	(12.90) %	3.88 %
SGR.AX	The Star Entertainment Group Limited	3,670.00	2.840000	10,422.80	2.76	10,123.78	299.02	2.95 %	0.22 %
TPM.AX	Tpg Telecom Limited	1,239.00	8.930000	11,064.27	8.12	10,061.44	1,002.83	9.97 %	0.23 %
URW.AX	Unibail-Rodamco-Westfield	1,480.00	4.040000	5,979.20	8.96	13,264.41	(7,285.21)	(54.92) %	0.12 %
WES.AX	Wesfarmers Limited - Ordinary Fully Paid	2,184.00	44.830000	97,908.72	24.73	54,010.27	43,898.45	81.28 %	2.02 %
WBC.AX	Westpac Banking Corporation	1,792.00	17.950000	32,166.40	26.23	47,005.61	(14,839.21)	(31.57) %	0.66 %
WPL.AX	Woodside Petroleum Ltd	2,180.00	21.650000	47,197.00	24.57	53,551.91	(6,354.91)	(11.87) %	0.97 %
WOW.AX	Woolworths Group Limited	5,778.00	37.280000	215,403.84	14.72	85,057.97	130,345.87	153.24 %	4.45 %
				2,947,851.88		1,964,268.94	983,582.94	50.07 %	60.85 %

TM CHONG PTY LTD SUPERANNUATION FUND
Investment Summary Report

As at 30 June 2020

Investment	Units	Market Price	Market Value	Average Cost	Accounting Cost	Unrealised Gain/(Loss)	Gain/(Loss)%	Portfolio Weight%	
Units in Listed Unit Trusts (Australian)									
SCG.AX	Scentre Grp Stapled Securities	9,586.00	2.170000	20,801.62	1.12	10,745.78	10,055.84	93.58 %	0.43 %
TCL.AX	Transurban Group	34,134.00	14.130000	482,313.42	6.59	224,826.95	257,486.47	114.53 %	9.96 %
			503,115.04		235,572.73	267,542.31	113.57 %	10.39 %	
			4,844,466.55		2,994,427.30	1,850,039.25	61.78 %	100.00 %	

TM CHONG PTY LTD SUPERANNUATION FUND

Investment Summary with Market Movement

As at 30 June 2020

Investment	Units	Market Price	Market Value	Average Cost	Accounting Cost	Unrealised		Realised Movement
						Overall	Current Year	
Cash/Bank Accounts								
Cash at Bank - ANZ Cash Management 2595-74599		238,090.870000	238,090.87	238,090.87	238,090.87			
Cash at Bank - ANZ Term Deposit 9772-29044		250,000.000000	250,000.00	250,000.00	250,000.00			
Cash at Bank - Macquarie 118921865		55,408.760000	55,408.76	55,408.76	55,408.76			
			543,499.63		543,499.63			
Real Estate Properties (Australian - Residential)								
TMCH4001-1 Suite 2, Level 6, 15 Collins Street, Melbourne	1.00	850,000.000000	850,000.00	251,086.00	251,086.00	598,914.00	53.00	0.00
			850,000.00		251,086.00	598,914.00	53.00	0.00
Shares in Listed Companies (Australian)								
AMP.AX AMP Limited	9,355.00	1.855000	17,353.53	4.39	41,097.64	(23,744.11)	(2,479.07)	0.00
ASX.AX ASX Limited	1,038.00	85.380000	88,624.44	45.45	47,173.94	41,450.50	3,124.38	0.00
AGL.AX Agl Energy Limited	800.00	17.050000	13,640.00	20.10	16,080.29	(2,440.29)	(232.00)	0.00
ANZ.AX Australia And New Zealand Banking Group Limited	6,167.00	18.640000	114,952.88	21.90	135,061.86	(20,108.98)	(58,347.01)	0.00
BHP.AX BHP Group Limited	1,951.00	35.820000	69,884.82	18.04	35,189.21	34,695.61	(10,418.34)	0.00
BSL.AX Blue Scope Steel	2,892.00	11.690000	33,807.48	2.58	7,463.68	26,343.80	(1,041.12)	0.00
CSL.AX CSL Limited	2,590.00	287.000000	743,330.00	7.50	19,433.19	723,896.81	186,480.00	0.00
CGF.AX Challenger Limited	6,491.00	4.410000	28,625.31	5.11	33,194.07	(4,568.76)	(10,129.75)	0.00
CIM.AX Cimic Group Limited	2,528.00	24.120000	60,975.36	29.93	75,650.67	(14,675.31)	(14,675.31)	0.00
CCL.AX Coca-Cola Amatil Limited	3,634.00	8.660000	31,470.44	8.63	31,373.47	96.97	(4,905.09)	8,057.80
COL.AX Coles Group Limited.	1,984.00	17.170000	34,065.28	0.00	0.00	34,065.28	34,065.28	0.00
CBA.AX Commonwealth Bank Of Australia.	5,696.00	69.420000	395,416.32	45.98	261,919.79	133,496.53	(73,966.42)	0.00
CPU.AX Computershare Limited	872.00	13.250000	11,554.00	11.52	10,049.69	1,504.31	1,504.31	0.00
CWN.AX Crown Limited	6,698.00	9.670000	64,769.66	10.34	69,266.14	(4,496.48)	(18,620.44)	0.00
CUE.AX Cue Energy Resources Limited	151,600.00	0.095000	14,402.00	0.09	13,401.55	1,000.45	405.13	7,228.88
FBU.AX Fletcher Building Limited	1,644.00	3.450000	5,671.80	3.69	6,070.94	(399.14)	(1,989.24)	0.00
ILU.AX Iluka Resources Limited	1,390.00	8.540000	11,870.60	7.16	9,948.08	1,922.52	(4,517.17)	2,949.32
IMD.AX Imdex Limited - Ordinary Fully Paid	27,273.00	1.110000	30,273.03	0.55	14,999.73	15,273.30	(8,750.50)	5,216.46
LYCDA.AX Lynas Corporation Limited	16,485.00	1.935000	31,898.48	1.84	30,250.49	1,647.99	1,647.99	0.00
MPL.AX Medibank Private Ltd	9,451.00	2.990000	28,258.49	2.14	20,213.73	8,044.76	(4,725.50)	1,211.00

TM CHONG PTY LTD SUPERANNUATION FUND

Investment Summary with Market Movement

As at 30 June 2020

Investment	Units	Market Price	Market Value	Average Cost	Accounting Cost	Unrealised		Realised Movement		
						Overall	Current Year			
NAB.AX	National Australia Bank Limited	8,935.00	18.220000	162,795.70	25.82	230,681.25	(67,885.55)	(75,478.18)	0.00	
NZO.AX	New Zealand Oil & Gas Limited	38,911.00	0.450000	17,509.95	0.50	19,380.97	(1,871.02)	(2,334.66)	0.00	
NCM.AX	Newcrest Mining Limited	1,058.00	31.530000	33,358.74	22.89	24,221.62	9,137.12	2,500.77	0.00	
OMN.AX	Onemarket	204.00	0.970000	197.88	0.27	55.90	141.98	265.20	0.00	
ORG.AX	Origin Energy	6,441.00	5.840000	37,615.44	4.45	28,685.31	8,930.13	(9,180.93)	0.00	
PDN.AX	Paladin Resources Limited	357.00	0.100000	35.70	1.17	416.76	(381.06)	(8.92)	0.00	
PTM.AX	Platinum Asset Management Limited	2,161.00	3.730000	8,060.53	5.10	11,011.91	(2,951.38)	(2,420.32)	0.00	
QBE.AX	Qbe Insurance Group Limited	1,374.00	8.860000	12,173.64	10.05	13,812.29	(1,638.65)	(3,962.48)	0.00	
RIO.AX	RIO Tinto Limited	1,858.00	97.960000	182,009.68	65.80	122,252.55	59,757.13	(10,629.53)	3,349.28	
RFG.AX	Retail Food Group Limited	23,000.00	0.070000	1,610.00	4.32	99,340.89	(97,730.89)	(1,380.00)	0.00	
STO.AX	Santos Limited	2,260.00	5.300000	11,978.00	5.18	11,697.74	280.26	(40,272.27)	50,814.93	
S32.AX	South32 Limited	2,855.00	2.040000	5,824.20	1.40	3,999.34	1,824.86	(3,254.70)	0.00	
TAH.AX	Tabcorp Holdings Limited	10,510.00	3.380000	35,523.80	3.02	31,769.40	3,754.40	(6,563.89)	0.00	
TLS.AX	Telstra Corporation Limited	60,119.00	3.130000	188,172.47	3.59	216,029.46	(27,856.99)	(39,929.88)	(1,144.12)	
SGR.AX	The Star Entertainment Group Limited	3,670.00	2.840000	10,422.80	2.76	10,123.78	299.02	299.02	0.00	
TPM.AX	Tpg Telecom Limited	1,239.00	8.930000	11,064.27	8.12	10,061.44	1,002.83	3,085.11	0.00	
URW.AX	Unibail-Rodamco-Westfield	1,480.00	4.040000	5,979.20	8.96	13,264.41	(7,285.21)	(9,220.40)	0.00	
WES.AX	Wesfarmers Limited - Ordinary Fully Paid	2,184.00	44.830000	97,908.72	24.73	54,010.27	43,898.45	18,728.97	0.00	
WBC.AX	Westpac Banking Corporation	1,792.00	17.950000	32,166.40	26.23	47,005.61	(14,839.21)	(18,484.52)	0.00	
WPL.AX	Woodside Petroleum Ltd	2,180.00	21.650000	47,197.00	24.57	53,551.91	(6,354.91)	(11,576.56)	(6,987.43)	
WOW.AX	Woolworths Group Limited	5,778.00	37.280000	215,403.84	14.72	85,057.97	130,345.87	22,754.10	0.00	
						2,947,851.88	1,964,268.94	983,582.94	(174,633.94)	70,696.11
Units in Listed Unit Trusts (Australian)										
SCG.AX	Scentre Grp Stapled Securities	9,586.00	2.170000	20,801.62	1.12	10,745.78	10,055.84	(16,008.62)	0.00	
TCL.AX	Transurban Group	34,134.00	14.130000	482,313.42	6.59	224,826.95	257,486.47	(21,534.46)	0.00	
						503,115.04	235,572.73	267,542.31	(37,543.08)	0.00
						4,844,466.55	2,994,427.30	1,850,039.25	(212,124.02)	70,696.11

TM CHONG PTY LTD SUPERANNUATION FUND

Trustees Declaration

T.M. Chong Pty Ltd ACN: 006547539

The directors of the trustee company have determined that the Fund is not a reporting entity and that these special purpose financial statements should be prepared in accordance with the accounting policies described in Note 1 to the financial statements.

The directors of the trustee company declare that:

- (i) the financial statements and notes to the financial statements for the year ended 30 June 2020 present fairly, in all material respects, the financial position of the Superannuation Fund at 30 June 2020 and the results of its operations for the year ended on that date in accordance with the accounting policies described in Note 1 to the financial statements;
- (ii) the financial statements and notes to the financial statements have been prepared in accordance with the requirements of the trust deed; and
- (iii) the operation of the superannuation fund has been carried out in accordance with its trust deed and in compliance with the requirements of the Superannuation Industry (Supervision) Act 1993 and associated Regulations during the year ended 30 June 2020.

Specifically, the directors of the trustee company declare that:

- in accordance with s120 of the Superannuation Industry (Supervision) Act 1993, no individual trustee has been or is a disqualified person;
- the Fund has satisfactory title to all assets, all assets are unencumbered and free from charge as prescribed by s50 of the Superannuation Industry (Supervision) Act 1993 and reg13.14 of the Superannuation Industry (Supervision) Regulations 1994; and
- to the knowledge of the directors of the trustee company, there have been no events or transactions subsequent to the balance date which could have a material impact on the Fund. Where such events have occurred, the effect of such events has been accounted and noted in the Fund's financial statements.

Signed in accordance with a resolution of the directors of the trustee company by:

.....
Carol Oi Wah Chong
T.M. Chong Pty Ltd
Director

.....
Terry Min Sin Chong
T.M. Chong Pty Ltd
Director

.....
Christopher Chong
T.M. Chong Pty Ltd
Director

.....
Jonathan Wee Li Chong
T.M. Chong Pty Ltd
Director

12 March 2021

TM CHONG PTY LTD SUPERANNUATION FUND

Compilation Report

We have compiled the accompanying special purpose financial statements of the TM CHONG PTY LTD SUPERANNUATION FUND which comprise the statement of financial position as at 30/06/2020 the operating statement for the year then ended, a summary of significant accounting policies and other explanatory notes. The specific purpose for which the special purpose financial statements have been prepared is set out in Note 1 to the financial statements.

The Responsibility of the Trustee(s)

The Trustee(s) of TM CHONG PTY LTD SUPERANNUATION FUND are solely responsible for the information contained in the special purpose financial statements, the reliability, accuracy and completeness of the information and for the determination that the financial reporting framework used is appropriate to meet their needs and for the purpose that the financial statements were prepared.

Our Responsibility

On the basis of information provided by the Trustee(s), we have compiled the accompanying special purpose financial statements in accordance with the financial reporting framework as described in Note 1 to the financial statements and APES 315: Compilation of Financial Information.

We have applied our expertise in accounting and financial reporting to compile these financial statements in accordance with the financial reporting framework described in Note 1 to the financial statements. We have complied with the relevant ethical requirements of APES 110: Code of Ethics for Professional Accountants.

Assurance Disclaimer

Since a compilation engagement is not an assurance engagement, we are not required to verify the reliability, accuracy or completeness of the information provided to us by management to compile these financial statements. Accordingly, we do not express an audit opinion or a review conclusion on these financial statements.

The special purpose financial statements were compiled exclusively for the benefit of the directors of the trustee company who are responsible for the reliability, accuracy and completeness of the information used to compile them. We do not accept responsibility for the contents of the special purpose financial statements.

of

Signed:

Dated: 12/03/2021