

FINAL

**A & P Cauchi Pty Ltd ATF A and P Cauchi Superannuation Fund**  
**ABN 60 393 851 249**

**Comparative Trial Balance as at 30 June 2023**

	2023	2023	2022	2022
	\$ Dr	\$ Cr	\$ Dr	\$ Cr
<b>Income</b>				
0550		25,596.70 ✓		24,409.81
0551		2,734.48 ✓		3,326.57
0552		10,970.02 ✓		10,461.35
0567		16,145.91 ✓		19,609.92
0575		4,058.68 ✓		17,285.17
0584				8,083.75
0600	848.14 ✓			55,498.25
0716.03				75.44
0750.03		22,800.00		72,200.00
0750.04		60,000.00		
0865		83,650.15	100,425.04	
0880		36,368.38	67,369.74	
<b>Expenses</b>				
1510	4,653.00		3,355.00	
1535	440.00		440.00	
1545	47.38		60.00	
1685	318.00		315.00	
1998.03				0.22
1999.03			11.32	
<b>Current Assets</b>				
2000	2,474.65 ✓		11,437.36	
2001	3,114.21 ✓		11,170.77	
2002	82,851.34 ✓		72,351.34	
2003	53,098.53 ✓		140,707.94	
2004	61,637.98 ✓		351,348.03	
2005	125.88 ✓		123.04	
2006	309.02 ✓			
2007	326,500.00 ✓			
2008	71,570.68 ✓			
2009	100,000.00 ✓			
2475	4,635.41 ✓		5,986.22	

The accompanying notes form part of these financial statements.

**A & P Cauchi Pty Ltd ATF A and P Cauchi Superannuation Fund**  
**ABN 60 393 851 249**

**Comparative Trial Balance as at 30 June 2023**

	2023 \$ Dr	2023 \$ Cr	2022 \$ Dr	2022 \$ Cr
<b>Non Current Assets</b>				
2520	Shares in listed companies	539,739.00 ✓	578,891.62	
2521	Revaluation of shares	45,204.39 ✓		38,445.76
2640	Units in managed funds	377,720.83 ✓	362,670.50	
2641	Revaluation of units	20,347.64 ✓		16,020.74
<b>Current Liabilities</b>				
3110	Other - St George			5,899.95
3325	Taxation	13,769.35 ✓	13,510.74	
<b>Equity</b>				
4000.01	Opening balance - Members fund		872,439.95	838,535.79
4000.02	Opening balance - Members fund		543,126.82	577,193.89
4000.03	Opening balance - Members fund		72,264.34	88,627.05
4040.01	Transfers between funds		72,264.34	88,627.05
4040.03	Transfers between funds	72,264.34		88,627.05
4080.01	Benefits paid	23,853.66	34,205.67	
4080.02	Benefits paid	16,896.34	21,294.33	
		<u>1,822,419.77</u>	<u>1,822,419.77</u>	<u>1,864,300.71</u>
			<u>1,864,300.71</u>	
	<b>Net Profit</b>		<b>256,017.80</b>	<b>38,974.38</b>

**A & P CAUCHI SUPERANNUATION FUND**  
**INVESTMENT SUMMARY REPORT AT 30 JUNE 2023**

<i>Shares</i>	<i>Code</i>	<i>DATE BANKED</i>	<i>TOTAL BANKED</i>	<i>TOTAL DIST'N</i>	<i>UNFRANKED DIVIDENDS</i>	<i>FRANKED DIST'NS</i>	<i>FRANKING CREDITS</i>
AGL Energy	AGL	24/03/2023	\$120.64	\$120.64	\$120.64	-	-
AGL Energy	AGL	27/09/2022	\$150.80	\$150.80	\$150.80	-	-
Aristocrat Leisure	ALL	16/12/2022	\$54.60	\$54.60	-	\$54.60	\$23.40
Aristocrat Leisure	ALL	1/07/2022	\$54.60	\$54.60	-	\$54.60	\$23.40
Amcor Plc.	AMC	20/06/2023	\$91.78	\$91.78	\$91.78	-	-
Amcor Plc.	AMC	21/03/2023	\$86.15	\$86.15	\$86.15	-	-
Amcor Plc.	AMC	13/12/2022	\$96.81	\$96.81	\$96.81	-	-
Amcor Plc.	AMC	28/09/2022	\$85.95	\$85.95	\$85.95	-	-
AMP	AMP	3/04/2023	\$192.90	\$192.90	\$154.32	\$38.58	\$16.53
ANZ	ANZ	15/12/2022	\$1,147.74	\$1,147.74	-	\$1,147.74	\$491.89
ANZ	ANZ	1/07/2022	\$1,046.88	\$1,046.88	-	\$1,046.88	\$448.66
BHP Group	BHP	30/03/2023	\$718.64	\$718.64	-	\$718.64	\$307.99
BHP Group	BHP	22/09/2022	\$1,344.82	\$1,344.82	-	\$1,344.82	\$576.35
BHP Group	BHP		-	-	-	-	-
Brickworks Ltd.	BKW	2/05/2023	\$46.23	\$46.23	-	\$46.23	\$19.81
Brickworks Ltd.	BKW	23/11/2022	\$82.41	\$82.41	-	\$82.41	\$35.32
Brambles Ltd.	BXB	13/04/2023	\$242.96	\$242.96	\$157.92	\$85.04	\$36.45
Brambles Ltd.	BXB	13/10/2022	\$237.19	\$237.19	\$154.17	\$83.02	\$35.58
Commonwealth Bank	CBA	30/03/2023	\$858.90	\$858.90	-	\$858.90	\$368.10
Commonwealth Bank	CBA	29/09/2022	\$858.90	\$858.90	-	\$858.90	\$368.10
Computershare Ltd.	CPU	21/03/2023	\$322.50	\$322.50	\$322.50	-	-
Computershare Ltd.	CPU	12/09/2022	\$322.50	\$322.50	\$322.50	-	-
CSL Ltd.	CSL	5/04/2023	\$38.91	\$38.91	\$38.91	-	-
CSL Ltd.	CSL	5/10/2022	\$42.20	\$42.20	\$42.20	-	-
Endeavour	EDV	20/03/2023	\$17.16	\$17.16	-	\$17.16	\$7.35
Endeavour	EDV	16/09/2022	\$9.24	\$9.24	-	\$9.24	\$3.96
Fortescue Metals	FMG	29/03/2023	\$428.25	\$428.25	-	\$428.25	\$183.54
Fortescue Metals	FMG	29/09/2022	\$690.91	\$690.91	-	\$690.91	\$296.10
G8 Education Ltd.	GEM	6/04/2023	\$134.50	\$134.50	-	\$134.50	\$57.64
G8 Education Ltd.	GEM	7/10/2022	\$67.25	\$67.25	-	\$67.25	\$28.82
Harvey Norman	HVN	1/05/2023	\$69.55	\$69.55	-	\$69.55	\$29.81
Harvey Norman	HVN	14/11/2022	\$93.63	\$93.63	-	\$93.63	\$40.13
Insurance Australia	IAG	23/03/2023	\$136.86	\$136.86	\$95.80	\$41.06	\$17.60
Insurance Australia	IAG	22/09/2022	\$114.05	\$114.05	\$34.21	\$79.84	\$34.22
Invocare Ltd.	IVC	6/04/2023	\$88.00	\$88.00	-	\$88.00	\$37.71
Invocare Ltd.	IVC	6/10/2023	\$108.00	\$108.00	-	\$108.00	\$46.29
James Hardie Indust.	JHX	29/07/2022	\$84.42	\$84.42	\$84.42	-	-
Macquarie Group	MQG	13/12/2022	\$270.00	\$270.00	\$162.00	\$108.00	\$46.29
Macquarie Group	MQG	4/07/2022	\$315.00	\$315.00	\$189.00	\$126.00	\$54.00
National Aust. Bank	NAB	14/12/2022	\$990.60	\$990.60	-	\$990.60	\$424.54
National Aust. Bank	NAB	5/07/2022	\$927.10	\$927.10	-	\$927.10	\$397.33
New Hope Corp.	NHC	3/05/2023	\$880.80	\$880.80	-	\$880.80	\$377.49
New Hope Corp.	NHC	8/11/2022	\$1,233.12	\$1,233.12	-	\$1,233.12	\$528.48
Origin Energy	ORG	24/03/2023	\$445.50	\$445.50	-	\$445.50	\$190.93
Origin Energy	ORG	30/09/2022	\$445.50	\$445.50	\$111.37	\$334.13	\$143.20
Paragon Care Ltd.	PGC	5/04/2023	\$102.00	\$102.00	-	\$102.00	\$43.71
Ramsay Health Care	RHC	30/03/2023	\$52.50	\$52.50	-	\$52.50	\$22.50
Ramsay Health Care	RHC	29/09/2022	\$50.93	\$50.93	-	\$50.93	\$21.83
Rio Tinto	RIO	20/04/2023	\$493.00	\$493.00	-	\$493.00	\$211.29
Rio Tinto	RIO	22/09/2022	\$579.39	\$579.39	-	\$579.39	\$248.31
Sonic Healthcare	SHL	22/03/2023	\$124.74	\$124.74	-	\$124.74	\$53.46
Sonic Healthcare	SHL	21/09/2022	\$178.20	\$178.20	-	\$178.20	\$76.37
Santos	STO	29/03/2023	\$156.54	\$156.54	\$156.54	-	-
Santos	STO	22/09/2022	\$76.49	\$76.49	\$76.49	-	-
Soul Pattinson	SOL	12/05/2023	\$110.52	\$110.52	-	\$110.52	\$47.37
Soul Pattinson	SOL	12/12/2022	\$178.06	\$178.06	-	\$178.06	\$76.31
Telstra Corp.	TLS	31/03/2023	\$285.86	\$285.86	-	\$285.86	\$122.51
Telstra Corp.	TLS	21/09/2022	\$285.86	\$285.86	-	\$285.86	\$122.51
Treasury Wine Estate	TWE	4/04/2023	\$180.54	\$180.54	-	\$180.54	\$77.37
Treasury Wine Estate	TWE	30/09/2023	\$160.48	\$160.48	-	\$160.48	\$68.78
WAM Capital Ltd.	WAM	26/05/2023	\$140.90	\$140.90	-	\$140.90	\$60.39
WAM Capital Ltd.	WAM	28/10/2022	\$140.90	\$140.90	-	\$140.90	\$60.39
Westpac Banking	WBC	27/06/2023	\$1,030.40	\$1,030.40	-	\$1,030.40	\$441.60
Westpac Banking	WBC	20/12/2022	\$942.08	\$942.08	-	\$942.08	\$403.75
Wesfarmers Ltd.	WES	28/03/2023	\$202.40	\$202.40	-	\$202.40	\$86.74
Wesfarmers Ltd.	WES	6/10/2022	\$230.00	\$230.00	-	\$230.00	\$98.57
Woolworths Group	WOW	13/04/2023	\$55.20	\$55.20	-	\$55.20	\$23.66
Woolworths Group	WOW	27/09/2023	\$63.60	\$63.60	-	\$63.60	\$27.26
Woodside Petroleum	WPL	5/04/2023	\$3,949.01	\$3,949.01	-	\$3,949.01	\$1,692.43
Woodside Petroleum	WPL	6/10/2022	\$2,728.80	\$2,728.80	-	\$2,728.80	\$1,169.49
Wisetech Global	WTC	6/04/2023	\$19.47	\$19.47	-	\$19.47	\$8.34
Wisetech Global	WTC	7/10/2023	\$18.88	\$18.88	-	\$18.88	\$8.09
<b>TOTAL SHARES</b>			<b>\$28,331.20</b>	<b>\$28,331.20</b>	<b>\$2,734.48</b>	<b>\$25,596.72</b>	<b>\$10,970.02</b>

A/c 0550  
A/c 0551  
A/c 0552

**A & P CAUCHI SUPERANNUATION FUND**  
**INVESTMENT SUMMARY REPORT AT 30 JUNE 2023**

MANAGED FUNDS	Code	ACCRUALS	O/P ACCS	TOTAL BANKED	TOTAL DIST'N	UNFRANKED DIVIDENDS	DIST'NS	FRANKING CREDITS	DISTRIBUTED CAP GAINS	FOREIGN INCOME	FOREIGN CREDITS	COST BASE ADJ
APA Group	APA	-\$8.17	\$9.09	\$428.76	\$427.84		\$192.82	\$50.41				\$235.02
Dexus (was APN Property Gro	APD	-\$40.27	\$40.27	\$483.24	\$483.24		\$483.24					
Goodman	GMG	-	-	\$148.80	\$148.80	\$12.40	\$11.46	\$0.51	\$97.00	\$22.06		\$5.88
SPDR DJ Global	DJRE	-\$280.68	\$813.05	\$1,031.08	\$498.71		\$15.44	\$1.15	\$6.80	\$471.64	\$90.50	\$4.83
Vaneck Property	MVA	-\$443.30	\$443.30	\$878.54	\$878.54		\$526.95	\$21.96	-	\$6.59	\$0.26	\$345.00
Transurban Group	TCL	-\$353.50	\$278.16	\$608.48	\$683.82		\$326.77	\$10.52	\$1.88			\$355.17
Vanguard Aus. Shares	VAS	-\$1,402.02	\$3,178.84	\$7,558.64	\$5,781.82		\$5,594.02	\$2,175.94	-	\$132.82	\$7.04	\$54.98
Vanguard Int'l Shares	VGS	-\$1,705.00	\$837.32	\$2,174.98	\$3,042.66		\$39.91	\$216.28	\$1,417.36	\$2,544.70	\$392.10	-\$959.31
Vanguard Aus. High Yield	VHY	-\$118.42	\$93.52	\$496.85	\$521.75		\$512.73	\$4.63	\$10.32	\$4.63		-\$5.93
Betashares Yield Max TMF	YMAX	-\$284.05	\$292.67	\$1,470.58	\$1,461.96		\$908.98	\$322.56	\$4.54	\$1.53	\$0.06	\$546.91
<b>TOTAL MANAGED FUNDS</b>		<b>-\$4,635.41</b>	<b>\$5,986.22</b>	<b>\$15,279.95</b>	<b>\$13,929.14</b>	<b>\$12.40</b>	<b>\$8,612.32</b>	<b>\$2,799.33</b>	<b>\$1,537.90</b>	<b>\$3,183.97</b>	<b>\$489.96</b>	<b>\$582.55</b>

Taxable trust dist'ns	\$8,624.72
Franking credits	\$2,799.33
Taxable foreign income	\$3,183.97
Capital Gains	\$1,537.90
	<u>\$16,145.92</u>

ATC 0567



Interest Received



## Annual Interest and Tax Summary

Tax Year: 01 July 2022 to 30 June 2023

06 July 2023

The Trustees  
A & P Cauchi Superannuation Fund  
A & P Cauchi Pty Ltd ATF A & P Cauchi  
Superannuation Fund  
137 Whalans Road  
GREYSTANES NSW 2145

**Address**

Rabobank Online Savings  
GPO Box 4715  
Sydney NSW 2001

**Telephone**

1800 445 445

**Fax**

1800 121 615

**E-mail**

clientservicesAU@rabobank.com

**Website**

www.Rabobank.com.au

Summary of gross interest and withholding tax for your account(s) with Rabobank.

Account Type	Account Number	Gross Interest	Withholding Tax
HISA	142-201 361620900	\$628.28 ✓	\$0.00
PremiumSaver	142-201 366836455	\$0.00 ✓	\$0.00
Notice Saver 31 Day	142-201 361620921	\$2.84 ✓	\$0.00
Term Deposit	AA222208JMF2	\$0.00 ✓	\$0.00
Term Deposit	AA22220S4BVR	\$1,211.67 ✓	\$0.00
Term Deposit	AA22222FY9MB	\$0.00 ✓	\$0.00
Term Deposit	AA22222KF4FK	\$0.00 ✓	\$0.00
Term Deposit	AA22222RK71M	\$0.00 ✓	\$0.00
Term Deposit	AA22222SZWG8	\$0.00 ✓	\$0.00
Term Deposit	AA2304546VXW ✓	\$0.00 ✓	\$0.00
<b>Total</b>		<b>\$1,842.79</b>	<b>\$0.00</b>

### Important Information

1. It's your responsibility to report correct information for your tax return. Speak to an accountant if you need advice.
2. For joint accounts, the amount shown is the total interest and withholding tax on that account.
3. For joint accounts, both parties need to add a TFN, exemption or ABN as interest may be withheld.

Rabobank Australia Limited ABN 50 001 621 129, AFSL 234 700.

Customers are advised that they should check all entries and report any apparent errors or unauthorised transactions as soon as possible. At Rabobank we pride ourselves on providing high quality service to our clients, so if we don't measure up to your expectations we genuinely want to know. For information on how to make a complaint, our complaints management process or if you are unhappy with the resolution of your complaint and require information on how to escalate your complaint to the Australian Financial Complaints Authority (AFCA) please visit our website on <https://www.rabobank.com.au/compliments-and-complaints/>. Information about the products you hold with us are available on request by calling us on 1800 445 445 during operating hours.

Interest Received.



### Term Deposit Statement

The Trustees  
A & P Cauchi Pty Ltd ATF A & P Cauchi  
Superannuation Fund  
137 Whalans Road  
GREYSTANES NSW 2145

**Address** Rabobank Online Savings  
GPO Box 4715  
Sydney NSW 2001  
**Telephone** 1800 445 445  
**Fax** 1800 121 615  
**E-mail** clientservicesAU@rabobank.com  
**Website** www.Rabobank.com.au

**Statement Period** 01-04-2023 to 30-06-2023  
**Statement Date** 05-07-2023  
**Account Name** A & P Cauchi Superannuation Fund

**Account Type** Term Deposit  
**Account Number** AA22220S4BVR

Date	Transaction Details	Debit	Credit	Balance
01-04-2023	Opening balance			60,000.00
08-05-2023	Term Deposit Interest		1,211.67	61,211.67
08-05-2023	Net Interest to 142201361620900	1,211.67		60,000.00
08-05-2023	Term Deposit Principal to 142201361620900	60,000.00		0.00
08-05-2023	Closing balance			0.00

CLOSED

Rabobank Australia Limited ABN 50 001 621 129, AFSL 234 700.  
Customers are advised that they should check all entries and report any apparent errors or unauthorised transactions as soon as possible.  
At Rabobank we pride ourselves on providing high quality service to our clients, so if we don't measure up to your expectations we genuinely want to know.  
For information on how to make a complaint, our complaints management process or if you are unhappy with the resolution of your complaint and require information on how to escalate your complaint to the Australian Financial Complaints Authority (AFCA) please visit our website on <https://www.rabobank.com.au/compliments-and-complaints/>.  
Information about the products you hold with us are available on request by calling us on 1800 445 445 during operating hours.

Capital Gains P3

INVESTMENT	O/BAL QTY	O/BAL COST	O/BAL MARKET	ADDITIONS QTY	DATE PURCHASED	COST	DISPOSALS QTY	DATE DISPOSED	RECEIVED	COST OF SALES	GAIN/(LOSS)
Ramsay Health Care RHC	105	\$ 6,911.04	\$ 7,690.20								
Rio Tinto Ltd.	151	\$ 13,957.91	\$ 15,507.70								
Sonic Healthcare SHL	297	\$ 10,026.12	\$ 9,803.97								
Soul Pattinson SOL	307	\$ 10,299.10	\$ 7,226.78								
Starpharma Holdings SPL	3,082	\$ 4,046.41	\$ 2,280.68	3,000	27/06/2023	\$ 835.00					
Block CDI 1:1 SQ2	21	\$ 4,969.95	\$ 1,900.50								
Block CDI 1:1 SQ2				35	1/07/2022	\$ 3,127.95	35	4/01/2023	\$ 3,355.45	\$ 3,127.95	\$ 227.50
Santos Ltd.	700	\$ 4,037.95	\$ 5,194.00								
Telstra Corp.	3,363	\$ 11,770.75	\$ 12,947.55								
Triton Min Ltd.	146,666	\$ 7,173.20	\$ 2,493.32								
Treasury Wine Estate TWE	1,003	\$ 9,993.41	\$ 11,384.05								
Visioneering Technolo VTI	4,000	\$ 4,099.95	\$ 1,060.00				2,000	26/05/2023	\$ 540.05	\$ 2,049.98	\$ 1,509.93
							875	19/04/2023	\$ 225.05	\$ 896.86	\$ 671.81
							1,125	20/04/2023	\$ 315.00	\$ 1,153.11	\$ 838.11
WAM Capital Ltd.	1,818	\$ 4,037.73	\$ 3,126.96								
Westpac Banking WBC	1,172	\$ 20,861.74	\$ 22,854.00	300	29/08/2022	\$ 6,379.95					
Woodside Energy WDS	1,706	\$ 51,215.19	\$ 54,319.04	127	8/09/2022	\$ 4,020.45					
Webjet Ltd.	1,518	\$ 9,146.40	\$ 8,106.12				1,518	19/04/2023	\$ 11,294.33	\$ 9,146.40	\$ 2,147.93
Webjet Ltd.	650	\$ 4,387.95	\$ 3,471.00				650	11/01/2023	\$ 4,192.05	\$ 4,387.95	\$ 195.90
Wesfarmers Ltd.	230	\$ 8,726.35	\$ 9,639.30								
Woolworths Group WOW	120	\$ 4,136.00	\$ 4,272.00								
Woodside Petroleum WPL	-	\$ -	\$ -								
Wisetech Global Ltd. WTC	295	\$ 8,063.70	\$ 11,165.75				100	8/05/2023	\$ 6,678.05	\$ 2,733.46	\$ 3,944.59
Zip Co Ltd.	3,139	\$ 10,604.64	\$ 1,381.16	2,500	24/01/2023	\$ 1,782.45					
Zip Co Ltd.	1,100	\$ 4,998.10	\$ 484.00				1,100	24/03/2023	\$ 541.05	\$ 4,998.10	\$ 4,457.05
<b>TOTAL - SHARES</b>	<b>530,522</b>	<b>\$ 578,891.62</b>	<b>\$ 540,445.86</b>	<b>1,305,224</b>		<b>\$ 138,724.69</b>	<b>1,319,057</b>		<b>\$ 177,029.17</b>	<b>\$ 177,877.31</b>	<b>\$ 848.14</b>

ATC 0600



INVESTMENT	O/BAL QTY	O/BAL COST	O/BAL MARKET	ADDITIONS QTY	DATE PURCHASED	COST	DISPOSALS QTY	DATE DISPOSED	RECEIVED	COST OF SALES	GAIN/(LOSS)
Endeavour Group	EDV	120 \$	683.95 \$	908.40							
Flight Centre	FLT	383 \$	7,600.90 \$	6,648.88	181 25/08/2022	3,015.50	638 27/04/2023	\$ 12,143.09	\$ 11,696.80	\$ 446.29	
					74 13/03/2023	1,080.40					
Flight Centre	FLT	336 \$	5,899.95 \$	5,832.96			336 22/02/2023	\$ 6,140.23	\$ 5,899.95	\$ 240.28	
Fortescue Metals	FMG	571 \$	12,716.06 \$	10,009.63							
G8 Education Ltd.	GEM	6,725 \$	7,520.03 \$	7,094.88							
Goodman Group	GMG	496 \$	7,053.23 \$	8,848.64		- \$ 5.88					
Harvey Norman	HVN	535 \$	3,026.65 \$	1,984.85							
Insurance Australia	IAG	2,281 \$	14,210.83 \$	9,945.16							
Ioupay Ltd.	IOU	62,555 \$	13,907.38 \$	2,627.31							
Ioupay Ltd.	IOU				30,000 7/02/2023	1,969.95					
(St George Stock Holding)											
Invocare Ltd.	IVC	800 \$	7,701.90 \$	8,368.00							
James Hardie Indust	JHX	201 \$	3,879.15 \$	6,385.77							
Kogan.com	KGN	421 \$	4,019.45 \$	1,170.38							
Macquarie Group	MQG	90 \$	11,610.20 \$	14,805.90							
Magellan Fi Grp	MFG	- \$	- \$	-	377 12/04/2023	3,017.10					
National Aust. Bank	NAB	1,270 \$	26,430.33 \$	34,785.30							
Nanosonics Ltd.	NAN	605 \$	4,031.10 \$	2,032.80			605 16/02/2023	\$ 2,944.55	\$ 4,031.10	- \$ 1,086.55	
Nanosonics Ltd.	NAN				605 8/02/2023	2,905.80	605 21/03/2023	\$ 2,944.55	\$ 2,905.80	\$ 38.75	
Nearmap Ltd.	NEA	2,162 \$	4,986.42 \$	2,226.86			2,162 15/12/2022	\$ 4,540.20	\$ 4,986.42	- \$ 446.22	
New Hope Corp.	NHC	2,202 \$	5,040.51 \$	7,618.92							
Origin Energy	ORG	2,700 \$	15,132.90 \$	15,471.00							
Paragon Care	PGC	- \$	- \$	-	17,000 30/01/2023	4,864.95					
Pro Medicus Ltd.	PME	172 \$	7,940.90 \$	7,267.00			172 10/08/2022	\$ 9,096.05	\$ 7,940.90	\$ 1,155.15	
Qantas Airways	QAN	2,001 \$	8,040.75 \$	8,944.47							
Qantas Airways	QAN	700 \$	4,023.95 \$	3,129.00			700 25/11/2022	\$ 4,313.05	\$ 4,023.95	\$ 289.10	



Date	Transaction details	Amount	Balance
01 Apr 2023	Account Fee ✓	-\$5.00	\$5,351.22
11 Apr 2023	Direct Credit 301500 DXPIF2 DIST 0012602782 <i>DIVIDEND</i>	\$40.27	\$5,391.49
01 May 2023	Account Fee ✓	-\$5.00	\$5,386.49
01 May 2023	Transfer to xx4676 NetBank pension <i>PENSION</i>	-\$1,500.00	\$3,886.49
10 May 2023	Direct Credit 301500 DXPIF2 DIST 0012602782 <i>DIVIDEND</i>	\$40.27	\$3,926.76
17 May 2023	Refund from CBA <i>REFUND</i>	\$12.62	\$3,939.38
01 Jun 2023	Transfer to xx4676 NetBank pension <i>PENSION</i>	-\$1,500.00	\$2,439.38
01 Jun 2023	Account Fee ✓	-\$5.00	\$2,434.38
13 Jun 2023	Direct Credit 301500 DXPIF2 DIST 0012602782 <i>DIVIDEND</i>	\$40.27	\$2,474.65 ✓
01 Jul 2023	Transfer to xx4676 NetBank PENSION	-\$1,500.00	\$974.65
01 Jul 2023	Credit Interest	\$0.57	\$975.22
01 Jul 2023	Account Fee <i>2023-2024</i>	-\$1.00	\$974.22

Any pending transactions haven't been included in this list. Proceeds of cheques aren't available until cleared.

If you have questions or need more information, go to [commbank.com.au/support](http://commbank.com.au/support).

Yours sincerely,



Brian Moseley  
General Manager, Retail Customer Service

*ALC 2000*

A AND P CAUCHI PTY LTD ITF A AND P CAUCHI  
 SUPERANNUATION FUND  
 137 WHALANS RD  
 GREYSTANES NSW Australia 2145

SMSF

~~4~~  
3

08 July 2023

Dear A AND P CAUCHI PTY LTD ITF A AND P CAUCHI SUPERANNUATION FUND,  
 Here's your account information and a list of transactions from 01/02/23-08/07/23.

**Account name** A AND P CAUCHI PTY LTD ITF A AND P CAUCHI SUPERANNUATION FUND  
**BSB** 062416  
**Account number** 10181539  
**Account type** CDIA  
**Date opened** 05/01/2012

Date	Transaction details	Amount	Balance
01 Feb 2023	Credit Interest	\$3.27	\$16,922.36
01 Feb 2023	Account Fee	-\$5.00	\$16,917.36
01 Feb 2023	Transfer to xx4676 NetBank pension	-\$1,500.00	\$15,417.36
06 Feb 2023	Transfer to other Bank NetBank SMSF AUDIT	-\$440.00	\$14,977.36
08 Feb 2023	Direct Credit 012721 ATO ATO001100017191379	\$13,251.74	\$28,229.10
09 Feb 2023	Transfer to other Bank NetBank TO RABO BANK	-\$20,000.00	\$8,229.10
10 Feb 2023	Direct Credit 301500 DXPIF2 DIST 0012602782	\$40.27	\$8,269.37
10 Feb 2023	Return No account or incorrect account no A AND P CAUCHI SUPERANNUATION F FROM COMM BANK ACC Value Date: 09/02/2023	\$20,000.00	\$28,269.37
11 Feb 2023	Transfer to other Bank NetBank TO RABO BANK	-\$19,950.00	\$8,319.37
01 Mar 2023	Transfer to xx4676 NetBank pension <b>PENSION</b>	-\$1,500.00	\$6,819.37
01 Mar 2023	Credit Interest <b>INTEREST</b>	\$1.58	\$6,820.95
01 Mar 2023	Account Fee <b>BANK FEE</b>	-\$5.00	\$6,815.95
10 Mar 2023	Direct Credit 301500 DXPIF2 DIST S00127861773 <b>DIVIDENDS</b>	\$40.27	\$6,856.22
01 Apr 2023	Transfer to xx4676 NetBank pension <b>PENSION</b>	-\$1,500.00	\$5,356.22

Date	Transaction	Debit	Credit	Balance			
11 Feb	Transfer to other Bank NetBank TO RABO BANK	TO RABO BANK (19,950.00)		\$8,319.37 CR			
27 Feb	2023 CLOSING BALANCE			\$8,319.37 CR			
	<b>Opening balance</b>	<b>-</b>	<b>Total debits</b>	<b>+</b>	<b>Total credits</b>	<b>=</b>	<b>Closing balance</b>
	\$16,941.22 CR		\$62,132.00		\$53,510.15		\$8,319.37 CR

### Your Credit Interest Rate Summary

Date	Balance	Standard Credit Interest Rate (p.a.)
27 Feb	Less than \$10,000.00	0.00%
	\$10,000.00 - \$19,999.99	0.30%
	\$20,000.00 - \$49,999.99	0.30%
	\$50,000.00 - \$99,999.99	0.55%
	\$100,000.00 - \$249,999.99	0.55%
	\$250,000.00 - \$499,999.99	1.05%
	\$500,000.00 and over	1.05%

Note. Interest rates are effective as at the date shown but are subject to change.

### Important Information:

We try to get things right the first time – but if we don't, we'll do what we can to fix it.  
You can fix most problems simply by contacting us.

Write to: CBA Group Customer Relations, Reply Paid 41, Sydney NSW 2001

Tell us online: [commbank.com.au/support/compliments-and-complaints.html](http://commbank.com.au/support/compliments-and-complaints.html)

Call: 1800 805 605 (free call)

You can also contact the Australian Financial Complaints Authority, AFCA, an independent external dispute resolution body approved by ASIC - time limits may apply, visit AFCA, [afca.org.au](http://afca.org.au), website for more information.

Write to: Australian Financial Complaints Authority, GPO Box 3, Melbourne VIC 3001


Email: [info@afca.org.au](mailto:info@afca.org.au)

Call: 1800 931 678, free call Monday to Friday 9am– 5pm, AEST



Account Number

06 2416 10181539



Date	Transaction	Debit	Credit	Balance
01 Dec	Credit Interest		3.09	\$12,500.30 CR
	<i>INTEREST</i>			
01 Dec	Account Fee	5.00		\$12,495.30 CR
01 Dec	Transfer to xx4676 NetBank pension			
	<i>PENSION</i>	1,500.00		\$10,995.30 CR
12 Dec	Direct Credit 301500 DXPIF2 DIST 0012602782		40.27	\$11,035.57 CR
	<i>DIVIDEND</i>			
13 Dec	Transfer to xx4676 NetBank pension			
	<i>PENSION</i>	1,000.00		\$10,035.57 CR
15 Dec	Transfer to xx4676 NetBank pension			
	<i>PENSION</i>	1,000.00		\$9,035.57 CR
29 Dec	Transfer to xx4676 NetBank PENSION			
	<i>PENSION</i>	1,000.00		\$8,035.57 CR
01 Jan	Credit Interest		1.25	\$8,036.82 CR
	<i>INTEREST</i>			
01 Jan	Account Fee	5.00		\$8,031.82 CR
01 Jan	Transfer to xx4676 NetBank pension			
	<i>PENSION</i>	1,500.00		\$6,531.82 CR
09 Jan	Transfer to xx4676 NetBank pension			
	<i>PENSION</i>	2,000.00		\$4,531.82 CR
09 Jan	Transfer from NetBank from cdia acc			
	<i>From all 233543 75</i>		20,000.00	\$24,531.82 CR
09 Jan	Transfer to other Bank NetBank accountant smsf			
	<i>ACCOUNTANT</i>	4,653.00		\$19,878.82 CR
10 Jan	Direct Credit 301500 DXPIF2 DIST 0012602782		40.27	\$19,919.09 CR
	<i>DIVIDEND</i>			
12 Jan	Transfer to xx0876 NetBank pension pay card			
	<i>PENSION</i>	3,000.00		\$16,919.09 CR
01 Feb	Credit Interest		3.27	\$16,922.36 CR
	<i>INTEREST</i>			
01 Feb	Account Fee	5.00		\$16,917.36 CR
01 Feb	Transfer to xx4676 NetBank pension			
	<i>PENSION</i>	1,500.00		\$15,417.36 CR
06 Feb	Transfer to other Bank NetBank SMSF AUDIT			
	<i>AUDIT</i>	440.00		\$14,977.36 CR
08 Feb	Direct Credit 012721 ATO ATO001100017191379		13,251.74	\$28,229.10 CR
09 Feb	Transfer to other Bank NetBank TO RABO BANK			
		20,000.00		\$8,229.10 CR
10 Feb	Direct Credit 301500 DXPIF2 DIST 0012602782		40.27	\$8,269.37 CR
	<i>DIVIDEND</i>			
10 Feb	Return No account or incorrect account n A AND P CAUCHI SUPERANNUATION F FROMCOMM BANK ACC Value Date: 09/02/2023			
		20,000.00		\$28,269.37 CR

2584.7683.1.2 ZL '3 030 R3.S941.D058.OV06.00.36



3

# Your Statement

Statement 33 (Page 1 of 3)

Account Number 06 2416 10181539

Statement Period 28 Aug 2022 - 27 Feb 2023

Closing Balance \$8,319.37 CR

Enquiries 13 1998  
 (24 hours a day, 7 days a week)



005

ANTHONY CAUCHI  
 PAULINE CAUCHI  
 137 WHALANS RD  
 GREYSTANES NSW 2145

## Direct Investment Account

If this account has an attached overdraft limit or facility and we send you a statement every 4 or 6 months, we will update your statement preference to every 3 months as part of changes made to the new Banking Code of Practice from 1 July 2019.

Your Commonwealth Direct Investment Account provides at-call access to your funds when you want them. Pay no electronic transaction fees and receive 2 free assisted withdrawals per month. Enjoy the convenience of managing your funds through NetBank and the CommBank app.

Name: A AND P CAUCHI PTY LTD ITF A AND P CAUCH  
 I SUPERANNUATION FUND

Note: Have you checked your statement today? It's easy to find out more information about each of your transactions by logging on to the CommBank App or NetBank. Should you have any questions on fees or see an error please contact us on the details above. Cheque proceeds are available when cleared.

The date of transactions shown here may be different on your other transaction lists (for example, the transaction list that appears on the CommBank app).

Date	Transaction	Debit	Credit	Balance
28 Aug 2022	OPENING BALANCE			\$16,941.22 CR
01 Sep	Credit Interest		2.11	\$16,943.33 CR
01 Sep	Account Fee	5.00		\$16,938.33 CR
01 Sep	Transfer to xx4676 NetBank pension	1,500.00		\$15,438.33 CR
12 Sep	Direct Credit 209622 APNFM LTD CLRACC PFIF231428 Distrib		40.27	\$15,478.60 CR
01 Oct	Transfer to xx4676 NetBank pension	1,500.00		\$13,978.60 CR
01 Oct	Credit Interest		3.50	\$13,982.10 CR
01 Oct	Account Fee	5.00		\$13,977.10 CR
10 Oct	Direct Credit 209622 APNFM LTD CLRACC PFIF231428 Distrib		40.27	\$14,017.37 CR
01 Nov	Credit Interest		3.57	\$14,020.94 CR
01 Nov	Account Fee	5.00		\$14,015.94 CR
01 Nov	Transfer to xx4676 NetBank pension	1,500.00		\$12,515.94 CR
10 Nov	Direct Credit 301500 DXPIF2 DIST 0012602782		40.27	\$12,556.21 CR
26 Nov	ASIC NetBank BPAY 17301 2291542960813 ASIC SMSF	59.00		\$12,497.21 CR

\*# 2584.76 2 ZZ 3 0303.SL.R3.S941.D058.O.V06.00.36



# Your Statement

Statement 32 (Page 1 of 2)

Account Number 06 2416 10181539

Statement Period 20 Jul 2022 - 27 Aug 2022

Closing Balance \$16,941.22 CR

Enquiries 13 1998  
 (24 hours a day, 7 days a week)



005

ANTHONY CAUCHI  
 PAULINE CAUCHI  
 137 WHALANS RD  
 GREYSTANES NSW 2145

*SMSF*

## Direct Investment Account

If this account has an attached overdraft limit or facility and we send you a statement every 4 or 6 months, we will update your statement preference to every 3 months as part of changes made to the new Banking Code of Practice from 1 July 2019.

Your Commonwealth Direct Investment Account provides at-call access to your funds when you want them. Pay no electronic transaction fees and receive 2 free assisted withdrawals per month. Enjoy the convenience of managing your funds through NetBank and the CommBank app.

Name: A AND P CAUCHI PTY LTD ITF A AND P CAUCH  
 I SUPERANNUATION FUND

Note: Have you checked your statement today? It's easy to find out more information about each of your transactions by logging on to the CommBank App or NetBank. Should you have any questions on fees or see an error please contact us on the details above. Cheque proceeds are available when cleared.


The date of transactions shown here may be different on your other transaction lists (for example, the transaction list that appears on the CommBank app).

Date	Transaction	Debit	Credit	Balance
20 Jul	2022 OPENING BALANCE			\$8,972.63 CR
01 Aug	Account Fee	5.00		\$8,967.63 CR
01 Aug	Transfer to xx4676 NetBank pension	1,500.00		\$7,467.63 CR
07 Aug	Transfer from NetBank frm cdia acc		10,000.00	\$17,467.63 CR
10 Aug	Direct Credit 209622 APNFM LTD CLRACC PFIF231428 Distrib		40.27	\$17,507.90 CR
26 Aug	ADD NRR1 2022 NetBank BPAY 381236 162049900190409933 BUY ADD SHARE	566.68		\$16,941.22 CR
27 Aug	2022 CLOSING BALANCE			\$16,941.22 CR

Opening balance	-	Total debits	+	Total credits	=	Closing balance
\$8,972.63 CR		\$2,071.68		\$10,040.27		\$16,941.22 CR

R3 0303 SL R3 S941 D241 O V06.00.35  
 1.1.2 Z  
 # 6652.2





Date	Transaction	Debit	Credit	Balance	
24 May	Transfer to xx4676 NetBank pension a p cauchi	PENSION 31,500.00		\$15,902.09 CR	
28 May	Transfer to xx4676 NetBank xtra pension	PENSION 1,000.00		\$14,902.09 CR	
01 Jun	Account Fee	5.00		\$14,897.09 CR	
01 Jun	Transfer to xx4676 NetBank to pension acc	PENSION 1,500.00		\$13,397.09 CR	
10 Jun	Direct Credit 209622 APNFM LTD CLRACC PFIF231428 Distrib		40.27	\$13,437.36 CR	
13 Jun	Transfer to xx4676 NetBank xtra pension	PENSION 2,000.00		\$11,437.36 CR	
01 Jul	Transfer to xx4676 NetBank pesion	PENSION 1,500.00		\$9,937.36 CR	
01 Jul	Account Fee	5.00		\$9,932.36 CR	
11 Jul	Transfer to xx4676 NetBank xtra pension tv	PENSION 1,000.00		\$8,932.36 CR	
11 Jul	Direct Credit 209622 APNFM LTD CLRACC PFIF231428 Distrib	DIVIDEND	40.27	\$8,972.63 CR	
19 Jul 2022	CLOSING BALANCE			\$8,972.63 CR	
<b>Opening balance</b>		-	<b>Total debits</b>	+ <b>Total credits</b>	= <b>Closing balance</b>
\$62,796.28 CR			\$54,025.00	\$201.35	\$8,972.63 CR

**Your Credit Interest Rate Summary**

Date	Balance	Standard Credit Interest Rate (p.a.)
19 Jul	Less than \$10,000.00	0.00%
	\$10,000.00 - \$19,999.99	0.00%
	\$20,000.00 - \$49,999.99	0.00%
	\$50,000.00 - \$99,999.99	0.00%
	\$100,000.00 - \$249,999.99	0.00%
	\$250,000.00 - \$499,999.99	0.00%
	\$500,000.00 and over	0.00%

Note. Interest rates are effective as at the date shown but are subject to change.

DIY SUREK 2400K 21113 ✓  
 BSB 112.879 Acc 474956661

Date	Description	Category	Debit	Credit	Balance
	Closing Balance				\$3,114.21
30/06/2023	Credit Interest	Deposits		\$5.24	\$3,114.21
08/06/2023	Internet Withdrawal 08Jun12:46	Withdrawals & Transfers	\$14,000.00		\$3,108.97
31/05/2023	Pension Anthony Pauline	Deposits		\$14.08	\$17,108.97
	Credit Interest	INTEREST		\$14.08	\$17,108.97
30/05/2023	Directshares	Deposits		\$540.05	\$17,094.89
	C22750940	SELL SHARES		\$540.05	\$17,094.89
29/04/2023	Credit Interest	Deposits		\$12.87	\$16,554.84
	Credit Interest	INTEREST		\$12.87	\$16,554.84
26/04/2023	Osko Deposit 26Apr20:37	Deposits		\$250.00	\$16,541.97
	John Thompson	Deposits		\$250.00	\$16,541.97
24/04/2023	Directshares	Deposits		\$315.00	\$16,291.97
	C22405555	SELL SHARES		\$315.00	\$16,291.97
21/04/2023	Directshares	Deposits		\$225.05	\$15,976.97
	C22396242	SELL SHARES		\$225.05	\$15,976.97
04/04/2023	Directshares	Deposits		\$2,756.73	\$15,751.92
	C22237772	SELL SHARES		\$2,756.73	\$15,751.92
31/03/					

ATC 2001



# Statement of Account

## DIY SUPER SAVER

2

Customer Enquiries 133 700  
(24 hours, seven days)  
BSB Number 112-879  
Account Number 474956661  
Statement Period 19/10/2022 to 14/04/2023  
Statement No. 24(page 1 of 4)

A AND P CAUCHI PTY LTD ITF  
A AND P CAUCHI SUPERANNUATION FUND

### Account Summary

Opening Balance		Total Credits		Total Debits		Closing Balance
6,095.41	+	27,576.46	-	17,919.95	=	15,751.92

### Transaction Details

Date	Transaction Description	Debit	Credit	Balance \$
19 OCT	OPENING BALANCE			6,095.41
31 OCT	CREDIT INTEREST		5.17	6,100.58
01 NOV	DIRECTSHARES 01NOV 10:02 C20745539		SELL 3,280.05	9,380.63
16 NOV	DIRECTSHARES 16NOV 08:42 C20912238	2,919.95		6,460.68
25 NOV	DIRECTSHARES 25NOV 08:46 C21021429	BUY	SELL 4,313.05	10,773.73
30 NOV	CREDIT INTEREST		INT 7.21	10,780.94
31 DEC	CREDIT INTEREST		INT 9.15	10,790.09
06 JAN	DIRECTSHARES 06JAN 08:59 C21363984		SELL 3,355.45	14,145.54
13 JAN	DIRECTSHARES 13JAN 08:41 C21430869		SELL 4,192.05	18,337.59
31 JAN	CREDIT INTEREST		INT 13.73	18,351.32
09 FEB	INTERNET WITHDRAWAL 09FEB 14:54 transfer only	TRANSFER 15,000.00		3,351.32
20 FEB	DIRECTSHARES 20FEB 09:47 C21810183	SELL	2,944.55	6,295.87
24 FEB	DIRECTSHARES 24FEB 08:43 C21868185	SELL	6,140.23	12,436.10
28 FEB	CREDIT INTEREST		7.42	12,443.52
28 MAR	DIRECTSHARES 28MAR 08:49 C22176992		SELL 541.05	12,984.57
31 MAR	CREDIT INTEREST		10.62	12,995.19
04 APR	DIRECTSHARES 04APR 08:56 C22237772		SELL 2,756.73	15,751.92
14 APR	CLOSING BALANCE			15,751.92

Electronic Statement

Account Number 474956661  
 Statement Period 15/04/2022 to 14/10/2022  
 Statement No. 22(page 2 of 4)

Transaction Details continued

Date	Transaction Description	Debit	Credit	Balance \$
	<i>SUB TOTAL CARRIED FORWARD FROM PREVIOUS PAGE</i>			81,009.05
31 AUG	CREDIT INTEREST		23.69	81,032.74
06 SEP	INTERNET WITHDRAWAL 06SEP 13:12 transfer between account	TRANSFER 70,000.00 ONL FROM AK 474956661 ST GEORGE		11,032.74
13 SEP	DIRECTSHARES 13SEP 09:04 C20284304	BUY SHARES 4,949.95		6,082.79
30 SEP	CREDIT INTEREST	INT	12.62	6,095.41
14 OCT	CLOSING BALANCE			6,095.41

Interest Details

	Credit Interest	Debit Interest
Year to Date	\$36.74	\$0.00
Previous Year	\$9.63	\$0.00


Credit Interest Rates

CURRENT RATES APPLICABLE TO THIS ACCOUNT

Balances from	\$0.00 to	\$249,999.99	:	1.000%
Balances from	\$250,000.00 to	\$5,000,000.00	:	1.000%
On the portion of the balance over	\$5,000,000.00		:	1.000%

Information

- ∞ Please check all entries on this statement and inform the Bank promptly of any error or unauthorised transaction.
- ∞ If your card is lost or stolen, please call us immediately on 1800 028 208.
- ∞ This statement should be retained for taxation purposes.
- ∞ When enquiring about the "termination value" of your account, you can visit your nearest branch or call 1300 658 120 and say "existing account".
- ∞ To contact us to make suggestions, compliments or find out more about our products and services, please call the customer enquiries number on this statement. This service may also be used to address and resolve complaints.



A/C 2001

# Statement of Account DIY SUPER SAVER



Customer Enquiries 133 700  
(24 hours, seven days)  
BSB Number 112-879  
Account Number 474956661  
Statement Period 15/04/2022 to 14/10/2022  
Statement No. 22(page 1 of 4)

A AND P CAUCHI PTY LTD ITF  
A AND P CAUCHI SUPERANNUATION FUND

## Account Summary

Opening Balance		Total Credits		Total Debits		Closing Balance
7,008.59	+	91,964.52	-	92,877.70	=	6,095.41

## Transaction Details

Date	Transaction Description	Debit	Credit	Balance \$
15 APR	OPENING BALANCE			7,008.59
27 APR	DIRECTSHARES 27APR 08:31 C18854599		1,780.05	8,788.64
30 APR	CREDIT INTEREST		0.31	8,788.95
31 MAY	CREDIT INTEREST		0.55	8,789.50
03 JUN	DIRECTSHARES 03JUN 08:59 C19295048	1,039.95		7,749.55
28 JUN	DIRECTSHARES 28JUN 08:53 C19553670		3,420.55	11,170.10
30 JUN	CREDIT INTEREST		0.67	11,170.77
04 JUL	DIRECTSHARES 04JUL 08:54 C19606606	BUY 5 SHARE 5,899.95		5,270.82
05 JUL	DIRECTSHARES 05JUL 09:03 C19620817	BUY SHARE 3,127.95		2,142.87
12 JUL	DIRECTSHARES 12JUL 09:04 C19675481		SELL SHARE 4,570.05	6,712.92
14 JUL	DIRECTSHARES 14JUL 08:55 C19704139	BUY SHARE 3,929.95		2,782.97
30 JUL	CREDIT INTEREST		0.43	2,783.40
04 AUG	DIRECTSHARES 04AUG 08:47 C19884238		BUY SHARE 2,827.77	5,611.17
05 AUG	DIRECTSHARES 05AUG 08:49 C19899194		SELL BUY SHARE 2,247.78	7,858.95
09 AUG	DIRECTSHARES 09AUG 08:55 C19924787	BUY SHARE 3,929.95		3,929.00
16 AUG	INTERNET DEPOSIT 16AUG 11:00 FROM 0000447474157		TRANSFER ONLY 72,000.00	75,929.00
29 AUG	DIRECTSHARES 29AUG 09:04 C20124237		SELL SHARE 5,080.05	81,009.05
	SUB TOTAL CARRIED FORWARD TO NEXT PAGE			81,009.05

/07/2023	Internet Withdrawal 10Jul10:20 To Judo Bank	Withdrawals & Transfers	\$82,800.00	\$51.34
12/06/2023	Anthony Cauchi Fr A P Cauchi	Deposits	\$20,000.00	\$82,851.34 ✓
12/06/2023	Anthony Cauchi Fr A P Cauchi	Deposits	\$20,000.00	\$62,851.34
12/06/2023	Internet Deposit 12Jun10:06 To Accumulation Acc	Deposits	\$22,800.00	\$42,851.34
10/06/2023	Sct Deposit 10Jun13:20 To Accumulation Acc Anthony Cauchi	Deposits	\$20,000.00	\$20,051.34
09/02/2023	Internet Withdrawal 09Feb15:05 To Rabo Bank	Withdrawals & Transfers	\$5,000.00	\$51.34

30/6/2

✓

ACCUMULATION TO SMSF

ACCUMULATION

3

AC 2002

Statement of Account  
**INVESTMENT CASH ACCOUNT**  
*ACCUMULATION ALL*

②

005

A AND P CAUCHI PTY LTD ITF  
 A AND P CAUCHI SUPERANNUATION FUND  
 137 WHALANS ROAD  
 GREYSTANES NSW 2145

**Customer Enquiries** 133 700  
 (24 hours, seven days)  
**BSB Number** 112-879  
**Account Number** 447474157  
**Statement Period** 19/10/2022 to 18/04/2023  
**Statement No.** 27(page 1 of 3)

A AND P CAUCHI PTY LTD ITF  
 A AND P CAUCHI SUPERANNUATION FUND

**Account Summary**

Opening Balance	Total Credits	Total Debits	Closing Balance
51.34	15,000.00	15,000.00	51.34

**Transaction Details**

Date	Transaction Description	Debit	Credit	Balance \$
19 OCT	OPENING BALANCE			51.34
09 FEB	INTERNET DEPOSIT 09FEB 14:54 transfer only		15,000.00	15,051.34
09 FEB	INTERNET WITHDRAWAL 09FEB 15:03 TO RABO BANK	10,000.00		5,051.34
09 FEB	INTERNET WITHDRAWAL 09FEB 15:05 TO RABO BANK	5,000.00		51.34
18 APR	CLOSING BALANCE			51.34

**Interest Details**

	Credit Interest	Debit Interest
Year to Date	\$0.00	\$0.00
Previous Year	\$0.00	\$0.00

**Information**

- Please check all entries on this statement and inform the Bank promptly of any error or unauthorised transaction.
- If your card is lost or stolen, please call us immediately on 1800 028 208.
- This statement should be retained for taxation purposes.
- When enquiring about the "termination value" of your account, you can visit your nearest branch or call 1300 658 120 and say "existing account".
- To contact us to make suggestions, compliments or find out more about our products and services, please call the customer enquiries number on this statement. This service may also be used to address and resolve complaints.



**Statement of Account**  
**INVESTMENT CASH ACCOUNT**

①

ACCUMULATION  
Acc

Customer Enquiries 133 700  
(24 hours, seven days)  
BSB Number 112-879  
Account Number 447474157  
Statement Period 14/05/2022 to 18/10/2022  
Statement No. 26(page 1 of 4)

A AND P CAUCHI PTY LTD ITF  
A AND P CAUCHI SUPERANNUATION FUND

**Account Summary**

<b>Opening Balance</b>		<b>Total Credits</b>		<b>Total Debits</b>		<b>Closing Balance</b>
151.34	+	214,200.00	-	214,300.00	=	51.34

**Transaction Details**

Date	Transaction Description	Debit	Credit	Balance \$
14 MAY	OPENING BALANCE			151.34
26 MAY	SCT DEPOSIT 26MAY 12:35 to smsf ANTHONY CAUCHI		20,000.00	20,151.34
27 MAY	ANTHONY CAUCHI to smsf		20,000.00	40,151.34
30 MAY	SCT DEPOSIT 30MAY 09:52 to accum acc st george ANTHONY CAUCHI		1,000.00	41,151.34
30 MAY	ANTHONY CAUCHI to smsf		20,000.00	61,151.34
06 JUN	SCT DEPOSIT 05JUN 11:48 to accumul account st g ANTHONY CAUCHI		1,500.00	62,651.34
17 JUN	INTERNET DEPOSIT 17JUN 15:14 to accumulation acc		9,700.00	72,351.34
16 AUG	INTERNET WITHDRAWAL 16AUG 11:00 TO 0000474956661 ST GEORGE	72,000.00 ✓		351.34
16 AUG	ANTHONY CAUCHI A AAACT22228RDYFX2KV	72,000.00		71,648.66 -
17 AUG	DIRECT DEBIT DISHONOUR EFFECTIVE DATE 16AUG		72,000.00	351.34
30 AUG	INTERNET WITHDRAWAL 30AUG 15:11 TO ME BANK SAVING ACCOUN	300.00		51.34
06 SEP	INTERNET DEPOSIT 06SEP 13:12 transfer between account From acc 47495661		70,000.00 ✓	70,051.34
06 SEP	INTERNET WITHDRAWAL 06SEP 13:28 TO ME BANK TERMS DEP	70,000.00 ✓		51.34
18 OCT	CLOSING BALANCE			51.34



Date	Transaction details	Amount	Balance
03 May 2023	Direct Credit 358020 NHC DIVIDEND MAY23/00816196	\$880.80	\$42,242.60
05 May 2023	Direct Credit 062895 COMMONWEALTH SEC COMMSEC	\$4,207.44	\$46,450.04
08 May 2023	Direct Credit 062895 COMMONWEALTH SEC COMMSEC	\$8,055.66	\$54,505.70
12 May 2023	Direct Credit 458106 SOL DIV PAYMENT MAY23/00846092	\$110.52	\$54,616.22
26 May 2023	Direct Credit 464915 WAM Capital S00115784188	\$140.90	\$54,757.12
30 May 2023	Direct Debit 062934 COMMSEC SECURITI COMMSEC	-\$3,419.95	\$51,337.17
01 Jun 2023	Credit Interest	\$114.08	\$51,451.25
08 Jun 2023	Direct Credit 062895 COMMONWEALTH SEC COMMSEC	\$6,580.05	\$58,031.30
20 Jun 2023	Direct Credit 458106 AMCOR PLC DIV JUN23/00880188	\$91.78	\$58,123.08
27 Jun 2023	Direct Credit 250556 WBC DIVIDEND 001296287096	\$1,030.40	\$59,153.48
27 Jun 2023	Direct Debit 062934 COMMSEC SECURITI COMMSEC	-\$3,285.39	\$55,868.09
28 Jun 2023	Direct Debit 062934 COMMSEC SECURITI COMMSEC	-\$1,934.56	\$53,933.53
29 Jun 2023	Direct Debit 062934 COMMSEC SECURITI COMMSEC	-\$835.00	\$53,098.53
01 Jul 2023	Credit Interest	\$130.13	\$53,228.66
03 Jul 2023	Direct Credit 397204 ANZ DIVIDEND A075/00738956	\$742.77	\$53,971.43
03 Jul 2023	Direct Credit 186465 ARISTOCRAT DIV S00115784188	\$63.00	\$54,034.43
04 Jul 2023	Direct Credit 077669 MQG FNL DIV 001296840308	\$405.00	\$54,439.43
05 Jul 2023	Direct Credit 531543 NAB INTERIM DIV DV241/01164650	\$1,054.10	\$55,493.53

DIU

SELL SHARES

SELL SHARES

DIU

DIU

BUY SHARES

INTER

SELL SHARES

DIU

✓

BUY SHARES

BUY SHARES

BUY SHARES

\$53,098.53

2023-2024

Any pending transactions haven't been included in this list. Proceeds of cheques aren't available until cleared.

ATC 2003

Date	Transaction details		Amount	Balance
31 Mar 2023	Direct Credit 629786 TLS ITM DIV 001293052488	DIVIDENDS	\$285.85	\$13,608.17
01 Apr 2023	Credit Interest	INTEREST	\$11.69	\$13,619.86
03 Apr 2023	Direct Credit 361301 AMP LIMITED 23FIN/01054021	DIU	\$192.90	\$13,812.76
04 Apr 2023	Direct Credit 423365 TREASURY WINES INT23/00860981	/	\$180.54	\$13,993.30
05 Apr 2023	Direct Credit 407459 PGC DIV 001294970835	/	\$102.00	\$14,095.30
05 Apr 2023	Direct Credit 458106 WOODSIDE FIN22/01034977	/	\$3,949.01	\$18,044.31
05 Apr 2023	Direct Credit 458106 CSL LTD DIVIDEND 23AUD/00978263	/	\$38.91	\$18,083.22
06 Apr 2023	Direct Credit 302169 WTC DIV 001295125522	/	\$19.47	\$18,102.69
06 Apr 2023	Direct Credit 208379 G8 EDUCATION DIV 001294752095	/	\$134.50	\$18,237.19
06 Apr 2023	Direct Credit 218892 IVC DIV 001294986186	/	\$88.00	\$18,325.19
13 Apr 2023	Direct Credit 516612 WOW DIV 001294305761	/	\$55.20	\$18,380.39
13 Apr 2023	Direct Credit 523274 Brambles Limited S00115784188	/	\$242.96	\$18,623.35
14 Apr 2023	Direct Debit 062934 COMMSEC SECURITI COMMSEC	BUY SHARE	-\$3,017.10	\$15,606.25
19 Apr 2023	Direct Credit 062895 COMMONWEALTH SEC COMMSEC	SELL SHARE	\$11,294.33	\$26,900.58
20 Apr 2023	Direct Credit 513275 YMAX DST 001295413296	DIU	\$324.19	\$27,224.77
20 Apr 2023	Direct Credit 358020 VAS PAYMENT APR23/00856740	/	\$909.91	\$28,134.68
20 Apr 2023	Direct Credit 358020 VHY PAYMENT APR23/00820946	/	\$86.35	\$28,221.03
20 Apr 2023	Direct Credit 358020 VGS PAYMENT APR23/00829661	/	\$342.37	\$28,563.40
20 Apr 2023	Direct Credit 458106 RIO TINTO LTD AUF22/00197545	/	\$493.00	\$29,056.40
27 Apr 2023	Direct Credit 003341 COMMONWEALTH SEC COMMSEC	SELL SHARE	\$12,143.09	\$41,199.49
01 May 2023	Credit Interest	INTEREST	\$46.53	\$41,246.02
01 May 2023	Direct Credit 142644 HARVEY NORMAN S00115784188	DIU	\$69.55	\$41,315.57
02 May 2023	Direct Credit 458106 BRICKWORKS DIV MAY23/00817638	DIU	\$46.23	\$41,361.80



A & P CAUCHI PTY LTD ITF A AND P CAUCHI SF  
 137 WHALANS RD  
 GREYSTANES NSW Australia 2145

*SMS F  
 CDIA ALL*

08 July 2023

Dear A & P CAUCHI PTY LTD ITF A AND P CAUCHI SF,  
 Here's your account information and a list of transactions from 20/03/23-08/07/23.

**Account name** A & P CAUCHI PTY LTD ITF A AND P CAUCHI SF  
**BSB** 067167  
**Account number** 23354375  
**Account type** CDIA  
**Date opened** 25/09/2019

Date	Transaction details	Amount	Balance
20 Mar 2023	Direct Credit 624300 EDV DIV 001290870234	\$17.16	\$6,724.15
21 Mar 2023	Direct Credit 326860 CPU DIV MAR23/00825292	\$322.50	\$7,046.65
21 Mar 2023	Direct Credit 458106 AMCOR PLC DIV MAR23/00880979	\$86.15	\$7,132.80
22 Mar 2023	Direct Credit 062895 COMMONWEALTH SEC COMMSEC	\$2,944.55	\$10,077.35
22 Mar 2023	Direct Credit 140504 SONIC HEALTHCARE INT23/00866798	\$124.74	\$10,202.09
23 Mar 2023	Direct Credit 325872 IAG DIVIDEND PYT INT23/01395771	\$136.86	\$10,338.95
24 Mar 2023	Direct Credit 458106 AGL PAYMENT AUI23/00883944	\$120.64	\$10,459.59
24 Mar 2023	Direct Credit 127387 Origin Energy S00115784188	\$445.50	\$10,905.09
28 Mar 2023	Direct Credit 362548 WESFARMERS LTD INT23/01125704	Div \$202.40	\$11,107.49
29 Mar 2023	Direct Credit 436383 FMG DIVIDEND 001292032284	— \$428.25	\$11,535.74
29 Mar 2023	Direct Credit 458106 SANTOS DIVIDEND AUS22/00937303	— \$156.54	\$11,692.28
30 Mar 2023	Direct Credit 401507 CBA DIV 001291379806	— \$858.90	\$12,551.18
30 Mar 2023	Direct Credit 458106 BHP GROUP DIV AI387/00516349	✓ \$718.64	\$13,269.82
30 Mar 2023	Direct Credit 423240 RHC Dividend S00115784188	✓ \$52.50	\$13,322.32

Date	Transaction	Debit	Credit	Balance			
22 Mar	Direct Credit 062895 COMMONWEALTH SEC COMMSEC						
		SELL SHARES	2,944.55	\$10,077.35 CR			
22 Mar	Direct Credit 140504 SONIC HEALTHCARE INT23/00866798						
		DIVIDENDS	124.74	\$10,202.09 CR			
23 Mar	Direct Credit 325872 IAG DIVIDEND PYT INT23/01395771						
		//	136.86	\$10,338.95 CR			
24 Mar	Direct Credit 458106 AGL PAYMENT AUI23/00883944						
		//	120.64	\$10,459.59 CR			
24 Mar	Direct Credit 127387 Origin Energy S00115784188						
		//	445.50	\$10,905.09 CR			
25 Mar	2023 CLOSING BALANCE			\$10,905.09 CR			
				\$10,905.09 CR			
	<b>Opening balance</b>	<b>-</b>	<b>Total debits</b>	<b>+</b>	<b>Total credits</b>	<b>=</b>	<b>Closing balance</b>
	\$8,906.73 CR		\$64,594.31		\$66,592.67		\$10,905.09 CR

### Your Credit Interest Rate Summary

Date	Balance	Standard Credit Interest Rate (p.a.)
25 Mar	Less than \$10,000.00	0.35%
	\$10,000.00 and over	2.45%

Note. Interest rates are effective as at the date shown but are subject to change.

### Important Information:

We try to get things right the first time – but if we don't, we'll do what we can to fix it.  
 You can fix most problems simply by contacting us.  
 Write to: CBA Group Customer Relations, Reply Paid 41, Sydney NSW 2001  
 Tell us online: [commbank.com.au/support/compliments-and-complaints.html](http://commbank.com.au/support/compliments-and-complaints.html)  
 Call: 1800 805 605 (free call)

You can also contact the Australian Financial Complaints Authority, AFCA, an independent external dispute resolution body approved by ASIC - time limits may apply, visit AFCA, [afca.org.au](http://afca.org.au), website for more information.  
 Write to: Australian Financial Complaints Authority, GPO Box 3, Melbourne VIC 3001  
 Email: [info@afca.org.au](mailto:info@afca.org.au)  
 Call: 1800 931 678, free call Monday to Friday 9am– 5pm, AEST


Date	Transaction	Debit	Credit	Balance
01 Jan	Credit Interest		INTEREST 42.72	\$28,264.39 CR
06 Jan	Direct Credit 062895 COMMONWEALTH SEC COMMSEC		<del>DIVIDEND</del> Buys Shares 609.27	\$28,873.66 CR
09 Jan	Transfer to CBA A/c NetBank trnfer only	TO <sup>ALL</sup> 10181539 20,000.00		\$8,873.66 CR
12 Jan	Direct Credit 405186 DJRE DST 001287896607		DIVIDEND 218.03	\$9,091.69 CR
16 Jan	Direct Credit 062895 COMMONWEALTH SEC COMMSEC		SELL SHARES 37,582.10	\$46,673.79 CR
18 Jan	Direct Credit 535912 MVA DST 001288685244		DIVIDEND 435.24	\$47,109.03 CR
18 Jan	Direct Credit 513275 YMAX DST 001288095251		-- 321.60	\$47,430.63 CR
18 Jan	Direct Credit 358020 VHY PAYMENT JAN23/00820463		-- 120.81	\$47,551.44 CR
18 Jan	Direct Credit 358020 VAS PAYMENT JAN23/00856697		-- 1,182.33	\$48,733.77 CR
18 Jan	Direct Credit 358020 VGS PAYMENT JAN23/00830086		-- 463.39	\$49,197.16 CR
27 Jan	Direct Debit 062934 COMMSEC SECURITI COMMSEC		BUY SHARES 1,782.45	\$47,414.71 CR
01 Feb	Credit Interest		INTEREST 57.60	\$47,472.31 CR
01 Feb	Direct Debit 062934 COMMSEC SECURITI COMMSEC		BUY SHARES 4,864.95	\$42,607.36 CR
08 Feb	Direct Debit 062934 COMMSEC SECURITI COMMSEC		-- 4,425.75	\$38,181.61 CR
09 Feb	Direct Debit 062934 COMMSEC SECURITI COMMSEC		-- 19,898.90	\$18,282.71 CR
13 Feb	Direct Credit 396297 TCL DISTRIBUTION AUI23/00885891		DIVIDEND 307.14	\$18,589.85 CR
22 Feb	Direct Debit 062934 COMMSEC SECURITI COMMSEC		BUY SHARE 2,519.46	\$16,070.39 CR
24 Feb	Direct Credit 458106 GOODMAN GROUP FEB23/00836514		DIVIDEND 74.40	\$16,144.79 CR
24 Feb	Direct Debit 062934 COMMSEC SECURITI COMMSEC		BUY SHARES 3,439.95	\$12,704.84 CR
01 Mar	Credit Interest		INTEREST 38.96	\$12,743.80 CR
02 Mar	FLT SPP 2023 NetBank BPAY 392662 164009900107942625 flight c shares		BUY SHARES 2,500.00	\$10,243.80 CR
06 Mar	Direct Debit 062934 COMMSEC SECURITI COMMSEC		BUY SHARES 5,162.85	\$5,080.95 CR
15 Mar	Direct Credit 219182 FLT CENTRE REF23/00810488		REFUND 1,419.60	\$6,500.55 CR
16 Mar	Direct Credit 082705 APA DST 001290081464		DIVIDEND 206.44	\$6,706.99 CR
20 Mar	Direct Credit 624300 EDV DIV 001290870234		DIVIDEND 17.16	\$6,724.15 CR
21 Mar	Direct Credit 326860 CPU DIV MAR23/00825292		-- 322.50	\$7,046.65 CR
21 Mar	Direct Credit 458106 AMCOR PLC DIV MAR23/00880979		-- 86.15	\$7,132.80 CR



2590.8005.2.3 ZZ25 0303 SL R3 S941 D086 O V06.00.36

Account Number

06 7167 23354375



Date	Transaction	Debit	Credit	Balance
06 Oct	Direct Credit 218892 IVC ITM DIV 001283723887			
			DIVIDEND	
			108.00	\$11,797.21 CR
06 Oct	Direct Credit 458106 WOODSIDE INT22/01014469	/ /	2,728.80	\$14,526.01 CR
07 Oct	Direct Credit 302169 WTC DIV 001284564581	/ /	18.88	\$14,544.89 CR
07 Oct	Direct Credit 208379 G8 EDUCATION DIV 001284348150	/ /	67.25	\$14,612.14 CR
13 Oct	Direct Credit 523274 Brambles Limited S00115784188	/ /	237.19	\$14,849.33 CR
18 Oct	Direct Credit 513275 YMAX DST 001285137969	/ /	532.12	\$15,381.45 CR
18 Oct	Direct Credit 358020 VAS PAYMENT OCT22/00856811	/ /	2,287.56	\$17,669.01 CR
18 Oct	Direct Credit 358020 VGS PAYMENT OCT22/00831336	/ /	531.90	\$18,200.91 CR
18 Oct	Direct Credit 358020 VHY PAYMENT OCT22/00820296	/ /	196.17	\$18,397.08 CR
28 Oct	Direct Credit 464915 WAM Capital S00115784188	/ /	140.90	\$18,537.98 CR
01 Nov	Credit Interest		INTEREST	
			23.29	\$18,561.27 CR
08 Nov	Direct Credit 358020 NHC DIVIDEND NOV22/00813399		DIVIDEND	
			1,233.12	\$19,794.39 CR
14 Nov	Direct Credit 142644 HARVEY NORMAN S00115784188	/ /	93.63	\$19,888.02 CR
23 Nov	Direct Credit 458106 BRICKWORKS DIV NOV22/00817666	/ /	82.41	\$19,970.43 CR
01 Dec	Credit Interest		INTEREST	
			31.15	\$20,001.58 CR
12 Dec	Direct Credit 458106 SOL DIV PAYMENT DEC22/00847231		DIVIDEND	
			178.06	\$20,179.64 CR
13 Dec	Direct Credit 458106 AMCOR PLC DIV DEC22/00882458	/ /	96.81	\$20,276.45 CR
13 Dec	Direct Credit 077669 MQG ITM DIV 001285970801	/ /	270.00	\$20,546.45 CR
14 Dec	Direct Credit 531543 NAB FINAL DIV DV232/00670189	/ /	990.60	\$21,537.05 CR
15 Dec	Direct Credit 397204 ANZ DIVIDEND A074/00745101	/ /	1,147.74	\$22,684.79 CR
15 Dec	Direct Credit 642249 NEARMAP LTD cm-200602	/ /	4,540.20	\$27,224.99 CR
16 Dec	Direct Credit 186465 ARISTOCRAT DIV S00115784188	/ /	54.60	\$27,279.59 CR
20 Dec	Direct Credit 250556 WBC DIVIDEND 001286384832	/ /	942.08	\$28,221.67 CR

2590.8004.1.3.ZZ258R3 SL.P3.S941.D086.O.V06.00.36

Your Statement

Statement 11 (Page 1 of 4)

Account Number 06 7167 23354375

Statement Period 26 Sep 2022 - 25 Mar 2023

Closing Balance \$10,905.09 CR

Enquiries 13 1998  
 (24 hours a day, 7 days a week)



005

MR ANTHONY CAUCHI  
 137 WHALANS RD  
 GREYSTANES NSW 2145

SMSF  
 CDIA ACC

**Direct Investment Account CDIA**

If this account has an attached overdraft limit or facility and we send you a statement every 4 or 6 months, we will update your statement preference to every 3 months as part of changes made to the new Banking Code of Practice from 1 July 2019.

The Commonwealth Direct Investment Account is the preferred cash account for SMSF customers. You will receive discounted brokerage when you link your CDIA to a CommSec Trading Account, and enjoy the convenience of managing your investments through NetBank and the CommBank app.

Name: A & P CAUCHI PTY LTD ITF A AND P CAUCHI SF


Note: Have you checked your statement today? It's easy to find out more information about each of your transactions by logging on to the CommBank App or NetBank. Should you have any questions on fees or see an error please contact us on the details above. Cheque proceeds are available when cleared.

The date of transactions shown here may be different on your other transaction lists (for example, the transaction list that appears on the CommBank app).

Date	Transaction	Debit	Credit	Balance
26 Sep 2022	OPENING BALANCE			\$8,906.73 CR
27 Sep	Direct Credit 458106 AGL PAYMENT AUF22/00910434			
			DIVIDEND 150.80	\$9,057.53 CR
27 Sep	Direct Credit 516612 WOW FNL DIV 001283454840	/ /	63.60	\$9,121.13 CR
28 Sep	Direct Credit 458106 AMCOR PLC DIV SEP22/00883612	/ /	85.95	\$9,207.08 CR
29 Sep	Direct Credit 401507 CBA FNL DIV 001280872945	/ /	858.90	\$10,065.98 CR
29 Sep	Direct Credit 436383 FMG DIVIDEND 001283958229	/ /	690.91	\$10,756.89 CR
29 Sep	Direct Credit 423240 RHC Dividend S00115784188	/ /	50.93	\$10,807.82 CR
30 Sep	Direct Credit 423365 TREASURY WINES FIN22/00861923	/ /	160.48	\$10,968.30 CR
30 Sep	Direct Credit 127387 Origin Energy S00115784188	/ /	445.50	\$11,413.80 CR
01 Oct	Credit Interest		INTEREST 3.21	\$11,417.01 CR
05 Oct	Direct Credit 458106 CSL LTD DIVIDEND AUF22/01084713			
			DIVIDEND 42.20	\$11,459.21 CR
06 Oct	Direct Credit 362548 WESFARMERS LTD FIN22/01131597	/ /	230.00	\$11,689.21 CR



\*# 2590.8004.1.3 7 9R3 0303 SL.R3.S941.D086.O.V06.00.36



Date	Transaction	Debit	Credit	Balance
26 Aug	ADD NRRI 2022 NetBank BPAY 381236 162049900190410052 BUY ADD SHARES	BUY SHARES 300.00		\$27,171.39 CR
26 Aug	Direct Debit 062934 COMMSEC SECURITI COMMSEC	BUY SHARES 3,032.71		\$24,138.68 CR
29 Aug	Direct Debit 062934 COMMSEC SECURITI COMMSEC	- / - 3,015.50		\$21,123.18 CR
31 Aug	Direct Debit 062934 COMMSEC SECURITI COMMSEC	- / - 6,379.95		\$14,743.23 CR
01 Sep	Credit Interest	INTEREST	63.04	\$14,806.27 CR
06 Sep	Direct Debit 062934 COMMSEC SECURITI COMMSEC	BUY SHARES 5,011.95		\$9,794.32 CR
12 Sep	Direct Credit 326860 CPU DIV SEP22/00825617	DIVIDEND	322.50	\$10,116.82 CR
12 Sep	Direct Debit 062934 COMMSEC SECURITI COMMSEC	BUY SHARES 4,020.45		\$6,096.37 CR
14 Sep	Direct Credit 082705 APA DST 001281239653	DIVIDEND	222.32	\$6,318.69 CR
16 Sep	Direct Credit 624300 EDV DIV 001282991768	- / -	9.24	\$6,327.93 CR
21 Sep	Direct Credit 629786 TLS FNL DIV 001282081885	- / -	285.85	\$6,613.78 CR
21 Sep	Direct Credit 140504 SONIC HEALTHCARE FIN22/00867949	- / -	178.20	\$6,791.98 CR
21 Sep	Direct Credit 325872 IAG DIVIDEND PYT FIN22/01227785	- / -	114.05	\$6,906.03 CR
21 Sep	Direct Credit 458106 SANTOS DIVIDEND AUI22/00936105	- / -	76.49	\$6,982.52 CR
21 Sep	Direct Credit 458106 RIO TINTO LTD AUI22/00203622	- / -	579.39	\$7,561.91 CR
23 Sep	Direct Credit 458106 BHP GROUP DIV AF386/00528856	- / -	1,344.82	\$8,906.73 CR
25 Sep	2022 CLOSING BALANCE			\$8,906.73 CR

<b>Opening balance</b>	-	<b>Total debits</b>	+	<b>Total credits</b>	=	<b>Closing balance</b>
\$148,280.93 CR		\$152,618.91		\$13,244.71		\$8,906.73 CR

**Your Credit Interest Rate Summary**

Date	Balance	Standard Credit Interest Rate (p.a.)
25 Sep	Less than \$10,000.00	0.00%
	\$10,000.00 and over	1.60%





005

MR ANTHONY CAUCHI  
 137 WHALANS RD  
 GREYSTANES NSW 2145

SMSF  
 CDIA ACC

Account Number 06 7167 23354375

Statement Period 20 Jul 2022 - 25 Sep 2022

Closing Balance \$8,906.73 CR

Enquiries 13 1998  
 (24 hours a day, 7 days a week)

**Direct Investment Account** CDIA

If this account has an attached overdraft limit or facility and we send you a statement every 4 or 6 months, we will update your statement preference to every 3 months as part of changes made to the new Banking Code of Practice from 1 July 2019.

The Commonwealth Direct Investment Account is the preferred cash account for SMSF customers. You will receive discounted brokerage when you link your CDIA to a CommSec Trading Account, and enjoy the convenience of managing your investments through NetBank and the CommBank app.

Name: A & P CAUCHI PTY LTD ITF A AND P CAUCHI SF

Note: Have you checked your statement today? It's easy to find out more information about each of your transactions by logging on to the CommBank App or NetBank. Should you have any questions on fees or see an error please contact us on the details above. Cheque proceeds are available when cleared.

The date of transactions shown here may be different on your other transaction lists (for example, the transaction list that appears on the CommBank app).

Date	Transaction	Debit	Credit	Balance
20 Jul	2022 OPENING BALANCE			\$148,280.93 CR
25 Jul	Direct Credit 535912 MVA DST 001279728064		DIVIDEND 443.30	\$148,724.23 CR
29 Jul	Direct Credit 396297 JAMES HARDIE IND JUL22/00822413		/ / 84.42	\$148,808.65 CR
01 Aug	Credit Interest		INTEREST 49.30	\$148,857.95 CR
03 Aug	Direct Debit 062934 COMMSEC SECURITI COMMSEC	BUY SHARES 9,929.95		\$138,928.00 CR
04 Aug	Direct Debit 062934 COMMSEC SECURITI COMMSEC	BUY SHARES 9,095.10		\$129,832.90 CR
07 Aug	Transfer to CBA A/c NetBank to acc 1593	TRANSFER ONLY 10,000.00		\$119,832.90 CR
10 Aug	Direct Credit 062895 COMMONWEALTH SEC COMMSEC		<del>DIVIDEND</del> BELLS HARVE 9,096.05	\$128,928.95 CR
11 Aug	2022 ANZ PAITREO NetBank BPAY 381160 161919900055125661 ANZ SHARES	BUY SHARES 1,833.30		\$127,095.65 CR
23 Aug	Direct Credit 396297 TCL DIV/DIST AUF22/00888351		DIVIDEND 301.34	\$127,396.99 CR
24 Aug	Direct Debit 185871 A & P CAUCHI PTY AAACT22236T5DLPNJ3	TERMS TO. RABO BANK DEP 100,000.00		\$27,396.99 CR
25 Aug	Direct Credit 458106 GOODMAN GROUP AUG22/00835705		DIVIDEND 74.40	\$27,471.39 CR

\*# 2385.5853.1.2 7...9R3 0303 SL.R3.S941.D269.O V06.00.35

Date	Transaction	Debit	Credit	Balance
01 Jun	Credit Interest		1.88	\$35,754.10 CR
14 Jun	Direct Credit 458106 AMCOR PLC DIV JUN22/00886302		83.07	\$35,837.17 CR
16 Jun	Direct Credit 062895 COMMONWEALTH SEC COMMSEC		70,395.42	\$106,232.59 CR
17 Jun	Direct Credit 464915 WAM Capital S00115784188		140.90	\$106,373.49 CR
22 Jun	Direct Credit 062895 COMMONWEALTH SEC COMMSEC		26,611.03	\$132,984.52 CR
24 Jun	Direct Credit 250556 WBC DIVIDEND 001277835252		714.92	\$133,699.44 CR
24 Jun	Direct Credit 219182 CROWN RESORTS JUN22/00830202		7,008.50	\$140,707.94 CR
01 Jul	CREDIT INTEREST EARNED on this account to June 30, 2022 is \$6.22			
01 Jul	Credit Interest		14.02	\$140,721.96 CR
01 Jul	Direct Credit 397204 ANZ DIVIDEND A073/00746858	INTEREST	1,046.88	\$141,768.84 CR
01 Jul	Direct Credit 186465 ARISTOCRAT DIV S00115784188	DIVIDEND	54.60	\$141,823.44 CR
04 Jul	Direct Credit 077669 MQG FNL DIV 001277472367	/ /	315.00	\$142,138.44 CR
05 Jul	Direct Credit 531543 NAB INTERIM DIV DV231/01178280	/ /	927.10	\$143,065.54 CR
12 Jul	Direct Credit 405186 DJRE DST 001278674399	/ /	813.05	\$143,878.59 CR
18 Jul	Direct Credit 513275 YMAX DST 001279319694	/ /	292.67	\$144,171.26 CR
18 Jul	Direct Credit 358020 VGS PAYMENT JUL22/00831120	/ /	837.32	\$145,008.58 CR
18 Jul	Direct Credit 358020 VHY PAYMENT JUL22/00819443	/ /	93.52	\$145,102.10 CR
18 Jul	Direct Credit 358020 VAS PAYMENT JUL22/00856208	/ /	3,178.83	\$148,280.93 CR
19 Jul	2022 CLOSING BALANCE			\$148,280.93 CR

<b>Opening balance</b>	-	<b>Total debits</b>	+	<b>Total credits</b>	=	<b>Closing balance</b>
\$17,536.46 CR		\$13,034.76		\$143,779.23		\$148,280.93 CR

**Your Credit Interest Rate Summary**

Date	Balance	Standard Credit Interest Rate (p.a.)
19 Jul	Less than \$10,000.00	0.00%
	\$10,000.00 and over	0.30%

Note. Interest rates are effective as at the date shown but are subject to change.



990.2592.2.2.ZZ258P3 n303 SL.R3.S941.D200.O.V06.00.35

**High Interest Savings Account**  
142-201 361620900

Current balance: \$1,637.98  
Available balance: \$1,637.98

**Transactions**

Date	Description	Amount	Balance
05 Jul 2023	New Term Deposit AA231869LNCL	-\$60,000.00	\$1,637.98
30 Jun 2023	Credit Interest	\$157.32	\$61,637.98 ✓
31 May 2023	Credit Interest	\$120.28	\$61,480.66
08 May 2023	Term Deposit Matured AA22220S4BVR	\$60,000.00	\$61,360.38
08 May 2023	Interest from Term Deposit AA22220S4BVR	\$1,211.67	\$1,360.38
30 Apr 2023	Credit Interest	\$0.34	\$148.71
31 Mar 2023	Credit Interest	\$0.33	\$148.37
28 Feb 2023	Credit Interest	\$6.15	\$148.04
14 Feb 2023	New Term Deposit AA2304546VXW	-\$35,000.00	\$141.89
13 Feb 2023	CBA 062416 10181539 FRM COMMBANK	✓ \$19,950.00	\$35,141.89
09 Feb 2023	ANTHONY CAUCHI 112879 447474157 TO RABO BANK	✓ \$10,000.00	\$15,191.89
09 Feb 2023	ANTHONY CAUCHI 112879 447474157 TO RABO BANK	✓ \$5,000.00	\$5,191.89
31 Jan 2023	Credit Interest	\$0.37	\$191.89
31 Dec 2022	Credit Interest	\$0.35	\$191.52
30 Nov 2022	Credit Interest	\$0.30	\$191.17
31 Oct 2022	Credit Interest	\$0.27	\$190.87
30 Sep 2022	Credit Interest	\$0.22	\$190.60
31 Aug 2022	Credit Interest	\$78.01	\$190.38
10 Aug 2022	New Term Deposit AA22222FY9MB	-\$41,500.00	\$112.37
10 Aug 2022	New Term Deposit AA22222RK71M	-\$50,000.00	\$41,612.37
10 Aug 2022	New Term Deposit AA22222SZWG8	-\$50,000.00	\$91,612.37
10 Aug 2022	New Term Deposit AA22222KF4FK	-\$50,000.00	\$141,612.37
08 Aug 2022	New Term Deposit AA222208JMF2	-\$100,000.00	\$191,612.37
08 Aug 2022	New Term Deposit AA22220S4BVR	-\$60,000.00	\$291,612.37
31 Jul 2022	Credit Interest	\$264.34	\$351,612.37
30 Jun 2022	Credit Interest	\$149.34	\$351,348.03

*A/c 2004*



## Notice Saver 31 Day Statement

The Trustees  
A & P Cauchi Pty Ltd ATF A & P Cauchi  
Superannuation Fund  
137 Whalans Road  
GREYSTANES NSW 2145

**Address** Rabobank Online Savings  
GPO Box 4715  
Sydney NSW 2001  
**Telephone** 1800 445 445  
**Fax** 1800 121 615  
**E-mail** [clientservicesAU@rabobank.com](mailto:clientservicesAU@rabobank.com)  
**Website** [www.Rabobank.com.au](http://www.Rabobank.com.au)

**Statement Period** 01-06-2023 to 30-06-2023  
**Statement Date** 04-07-2023  
**Account Name** A & P Cauchi Superannuation Fund

**Account Type** Notice Saver 31 D  
**Account Number** 142-201 361620921

te	Transaction Details	Debit	Credit	Balance
01-06-2023	Opening balance			125.48
30-06-2023	Credit Interest		0.40	125.88
30-06-2023	Closing balance			125.88

Rabobank Australia Limited ABN 50 001 621 129, AFSL 234 700.

Customers are advised that they should check all entries and report any apparent errors or unauthorised transactions as soon as possible. At Rabobank we pride ourselves on providing high quality service to our clients, so if we don't measure up to your expectations we genuinely want to know. For information on how to make a complaint, our complaints management process or if you are unhappy with the resolution of your complaint and require information on how to escalate your complaint to the Australian Financial Complaints Authority (AFCA) please visit our website on <https://www.rabobank.com.au/compliments-and-complaints/>.

If you have provided a Third-Party Authority (TPA) to allow for another individual to access your account, and you no longer want this, please call us to arrange for the TPA to be removed.

Information about the products you hold with us are available on request by calling us on 1800 445 445 during operating hours.

AC 2005



## Notice Saver 31 Day Statement

The Trustees  
A & P Cauchi Pty Ltd ATF A & P Cauchi  
Superannuation Fund  
137 Whalans Road  
GREYSTANES NSW 2145

**Address** Rabobank Online Savings  
GPO Box 4715  
Sydney NSW 2001  
**Telephone** 1800 445 445  
**Fax** 1800 121 615  
**E-mail** [clientservicesAU@rabobank.com](mailto:clientservicesAU@rabobank.com)  
**Website** [www.Rabobank.com.au](http://www.Rabobank.com.au)

**Statement Period** 01-07-2022 to 30-06-2023  
**Statement Date** 11-07-2023  
**Account Name** A & P Cauchi Superannuation Fund

**Account Type** Notice Saver 31 D  
**Account Number** 142-201 361620921

Date	Transaction Details	Debit	Credit	Balance
01-07-2022	Opening balance			123.04
31-07-2022	Credit Interest		0.13	123.17
31-08-2022	Credit Interest		0.14	123.31
30-09-2022	Credit Interest		0.15	123.46
31-10-2022	Credit Interest		0.18	123.64
30-11-2022	Credit Interest		0.20	123.84
31-12-2022	Credit Interest		0.23	124.07
31-01-2023	Credit Interest		0.24	124.31
28-02-2023	Credit Interest		0.23	124.54
31-03-2023	Credit Interest		0.28	124.82
30-04-2023	Credit Interest		0.29	125.11
31-05-2023	Credit Interest		0.37	125.48

Rabobank Australia Limited ABN 50 001 621 129, AFSL 234 700.

Customers are advised that they should check all entries and report any apparent errors or unauthorised transactions as soon as possible. At Rabobank we pride ourselves on providing high quality service to our clients, so if we don't measure up to your expectations we genuinely want to know. For information on how to make a complaint, our complaints management process or if you are unhappy with the resolution of your complaint and require information on how to escalate your complaint to the Australian Financial Complaints Authority (AFCA) please visit our website on <https://www.rabobank.com.au/compliments-and-complaints/>.

If you have provided a Third-Party Authority (TPA) to allow for another individual to access your account, and you no longer want this, please call us to arrange for the TPA to be removed.

Information about the products you hold with us are available on request by calling us on 1800 445 445 during operating hours.



# business online savings account statement.

Statement Period 01 Apr 23 - 30 Jun 23  
Interest Credit \$9.02  
Financial YTD

Current Interest Rate 1.35%p.a.

000380 000 BOSA  
[Barcode]

A & P CAUCHI PTY LTD ATF A and P Cauchi Superannuation  
Fund  
137 Whalans Road  
GREYSTANES NSW 2145




**Account Name** A & P CAUCHI PTY LTD ATF  
**Account BSB** 944600  
**Account Number** 018098289

### account summary.

Opening Balance	\$307.99Cr
Total Credits	\$1.03Cr
Total Debits	\$0.00Dr
<b>Closing Balance</b>	<b>\$309.02Cr</b>

### transactions.

Date	Description	Debits(\$)	Credits(\$)	Balance
	<b>Opening Balance at 01 Apr 23</b>			<b>\$307.99Cr</b>
	<b>Opening Interest Rate at 1.35%p.a.</b>			
30 Apr	Interest Cr \$0.34		\$0.34	\$308.33Cr
31 May	Interest Cr \$0.35		\$0.35	\$308.68Cr
30 Jun	Interest Cr \$0.34		\$0.34	\$309.02Cr
	<b>Closing Balance</b>			<b>\$309.02Cr</b>



## Making Money Good.

Find out just how good at [mebank.com.au](http://mebank.com.au)

PLEASE CHECK YOUR STATEMENT CAREFULLY AND ADVISE US PROMPTLY OF POSSIBLE ERRORS OR UNAUTHORISED TRANSACTIONS. IF YOU HAVE ANY CONCERNS OR WISH TO FIND OUT ABOUT OUR DISPUTE RESOLUTION PROCESS, CALL US ON 1300 658 108. REMEMBER TO RETAIN YOUR STATEMENT FOR TAX PURPOSES. ME BANK - A DIVISION OF BANK OF QUEENSLAND LIMITED ABN 32 009 656 740 AFSL AND AUSTRALIAN CREDIT LICENCE NUMBER 244616. GPO BOX 1345 MELBOURNE VIC 3001 FAX 03 9708 4799 MEBANK.COM.AU

MC 2006



# business online savings account statement.

Statement Period 01 Jan 23 - 31 Mar 23  
Interest Credit \$7.99  
Financial YTD

Current Interest Rate 1.35%p.a.

000389 000 BOSA



A & P CAUCHI PTY LTD ATF A and P Cauchi Superannuation  
Fund  
137 Whalans Road  
GREYSTANES NSW 2145

**Account Name** A & P CAUCHI PTY LTD ATF  
**Account BSB** 944600  
**Account Number** 018098289

### account summary.

Opening Balance	\$307.01Cr
Total Credits	\$0.98Cr
Total Debits	\$0.00Dr
<b>Closing Balance</b>	<b>\$307.99Cr</b>

### transactions.

Date	Description	Debits(\$)	Credits(\$)	Balance
	<b>Opening Balance at 01 Jan 23</b>			<b>\$307.01Cr</b>
	<b>Opening Interest Rate at 1.25%p.a.</b>			
31 Jan	Interest Cr \$0.33		\$0.33	\$307.34Cr
24 Feb	Variable base interest rate 1.35%p.a. effective 24 FEB 2023		\$0.00	\$307.34Cr
28 Feb	Interest Cr \$0.30		\$0.30	\$307.64Cr
31 Mar	Interest Cr \$0.35		\$0.35	\$307.99Cr
	<b>Closing Balance</b>			<b>\$307.99Cr</b>



## Your statement's safe with ME.

It's easy to make the switch from paper to digital statements and notices – plus it's more secure/even safer. Visit [mebank.com.au/statements](http://mebank.com.au/statements) to find out how.

PLEASE CHECK YOUR STATEMENT CAREFULLY AND ADVISE US PROMPTLY OF POSSIBLE ERRORS OR UNAUTHORISED TRANSACTIONS. IF YOU HAVE ANY CONCERNS OR WISH TO FIND OUT ABOUT OUR DISPUTE RESOLUTION PROCESS, CALL US ON 1300 658 108. REMEMBER TO RETAIN YOUR STATEMENT FOR TAX PURPOSES. ME BANK - A DIVISION OF BANK OF QUEENSLAND LIMITED ABN 32 009 656 740 AFSL AND AUSTRALIAN CREDIT LICENCE NUMBER 244616. GPO BOX 1345 MELBOURNE VIC 3001 FAX 03 9708 4799 MEBANK.COM.AU



131563

London

MONICA

# business online savings account statement.

Statement Period 01 Oct 22 - 31 Dec 22

Interest Credit \$7.01

Financial YTD

Current Interest Rate 1.25%p.a.

000386 000 BOSA



A & P CAUCHI PTY LTD ATF A and P Cauchi Superannuation  
Fund  
137 Whalans Road  
GREYSTANES NSW 2145

## account summary.

Opening Balance	\$306.05Cr
Total Credits	\$0.96Cr
Total Debits	\$0.00Dr
<b>Closing Balance</b>	<b>\$307.01Cr</b>

**Account Name** A & P CAUCHI PTY LTD ATF  
**Account BSB** 944600  
**Account Number** 018098289

## transactions.

Date	Description	Debits(\$)	Credits(\$)	Balance
	<b>Opening Balance at 01 Oct 22</b>			<b>\$306.05Cr</b>
	<b>Opening Interest Rate at 1.25%p.a.</b>			
31 Oct	Interest Cr \$0.32		\$0.32	\$306.37Cr
30 Nov	Interest Cr \$0.31		\$0.31	\$306.68Cr
31 Dec	Interest Cr \$0.33		\$0.33	\$307.01Cr
	<b>Closing Balance</b>			<b>\$307.01Cr</b>



## Your statement's safe with ME.

It's easy to make the switch from paper to digital statements and notices – plus it's more secure/even safer. Visit [mebank.com.au/statements](http://mebank.com.au/statements) to find out how.

PLEASE CHECK YOUR STATEMENT CAREFULLY AND ADVISE US PROMPTLY OF POSSIBLE ERRORS OR UNAUTHORISED TRANSACTIONS. IF YOU HAVE ANY CONCERNS OR WISH TO FIND OUT ABOUT OUR DISPUTE RESOLUTION PROCESS, CALL US ON 1300 658 108. REMEMBER TO RETAIN YOUR STATEMENT FOR TAX PURPOSES. ME BANK - A DIVISION OF BANK OF QUEENSLAND LIMITED ABN 32 009 656 740 AFSL AND AUSTRALIAN CREDIT LICENCE NUMBER 244616. GPO BOX 1345 MELBOURNE VIC 3001 FAX 03 9708 4799 MEBANK.COM.AU



**transactions.**

<b>Date</b>	<b>Description</b>	<b>Debits(\$)</b>	<b>Credits(\$)</b>	<b>Balance</b>
	<b>Balance Carried Forward</b>			<b>\$70,300.02Cr</b>
09 Sep	Transfer from ATF A & P CAUCHI PTY LTD ATF A and BSB 944600 Account 018102378	\$70,000.00		\$300.02Cr
17 Sep	Variable base interest rate 1.25%p.a. effective 17 SEP 2022		\$0.00	\$300.02Cr
30 Sep	Interest Cr \$6.03		\$6.03	\$306.05Cr
	<b>Closing Balance</b>			<b>\$306.05Cr</b>



# business online savings account statement.

Statement Period 30 Aug 22 - 30 Sep 22

Interest Credit \$6.05

Financial YTD

Current Interest Rate 1.25%p.a.

000393 000 BOSA



A & P CAUCHI PTY LTD ATF A and P Cauchi Superannuation  
Fund  
137 Whalans Road  
GREYSTANES NSW 2145

**Account Name** A & P CAUCHI PTY LTD ATF  
**Account BSB** 944600  
**Account Number** 018098289

### account summary.

Opening Balance	\$0.00Cr
Total Credits	\$70,306.05Cr
Total Debits	\$70,000.00Dr
<b>Closing Balance</b>	<b>\$306.05Cr</b>

### transactions.

Date	Description	Debits(\$)	Credits(\$)	Balance
	<b>Opening Balance at 30 Aug 22</b>			<b>\$0.00Cr</b>
	<b>Opening Interest Rate at 1.00%p.a.</b>			
30 Aug	Direct credit from ANTHONY CAUCHI BSB TO ME BANK SAVING Account		\$300.00	\$300.00Cr
31 Aug	Interest Cr \$0.02		\$0.02	\$300.02Cr
06 Sep	Direct credit from ANTHONY CAUCHI BSB TO ME BANK Account		\$70,000.00	\$70,300.02Cr



## Making Money Good.

Find out just how good  
at [mebank.com.au](http://mebank.com.au)

PLEASE CHECK YOUR STATEMENT CAREFULLY AND ADVISE US PROMPTLY OF POSSIBLE ERRORS OR UNAUTHORISED TRANSACTIONS. IF YOU HAVE ANY CONCERNS OR WISH TO FIND OUT ABOUT OUR DISPUTE RESOLUTION PROCESS, CALL US ON 1300 658 108. REMEMBER TO RETAIN YOUR STATEMENT FOR TAX PURPOSES. ME BANK - A DIVISION OF BANK OF QUEENSLAND LIMITED ABN 32 009 656 740 AFSL AND AUSTRALIAN CREDIT LICENCE NUMBER 244616. GPO BOX 1345 MELBOURNE VIC 3001 FAX 03 9708 4799 MEBANK.COM.AU

Contract name : A & P Cauchi Supperannuation Fund

Account details:

Savings accounts

Account	Account number	Available balance*	Current balance
High Interest Savings Account	142-201 361620900	\$61,637.98	\$61,637.98
PremiumSaver	142-201 366836455	\$0.00	\$0.00
31 Day Notice Saver	142-201 361620921	\$125.88	\$125.88

\* This is the balance of your accounts less any uncleared funds or funds currently on notice.

Term deposits

Reference	End date	Principal	Rate**
AA22222FY9MB	10 Aug 2023	\$41,500.00	3.25% p.a.
AA2304546VXW	14 Aug 2023	\$35,000.00	3.80% p.a.
AA22222RK71M	12 Aug 2024	\$50,000.00	3.30% p.a.
AA222208JMF2	09 Aug 2027	\$100,000.00	4.00% p.a.
AA22222KF4FK	10 Aug 2027	\$50,000.00	4.00% p.a.
AA22222SZWG8	10 Aug 2027	\$50,000.00	4.00% p.a.

\*\* Rates are subject to change at renewal or reinvestment.

\$326,500.00

If you have any questions you can email us at [clientservicesau@rabobank.com](mailto:clientservicesau@rabobank.com) or call us on 1800 445 445 Monday to Friday 6am to 8pm (Sydney time)

ALC 2007



## Term Deposit Statement

The Trustees  
A & P Cauchi Pty Ltd ATF A & P Cauchi  
Superannuation Fund  
137 Whalans Road  
GREYSTANES NSW 2145

**Address** Rabobank Online Savings  
GPO Box 4715  
Sydney NSW 2001  
**Telephone** 1800 445 445  
**Fax** 1800 121 615  
**E-mail** [clientservicesAU@rabobank.com](mailto:clientservicesAU@rabobank.com)  
**Website** [www.Rabobank.com.au](http://www.Rabobank.com.au)

**Statement Period** 01-04-2023 to 30-06-2023  
**Statement Date** 05-07-2023  
**Account Name** A & P Cauchi Superannuation Fund

**Account Type** Term Deposit  
**Account Number** AA22222FY9MB

Date	Transaction Details	Debit	Credit	Balance
01-04-2023	Opening balance			41,500.00
30-06-2023	Closing balance			41,500.00

Rabobank Australia Limited ABN 50 001 621 129, AFSL 234 700.

Customers are advised that they should check all entries and report any apparent errors or unauthorised transactions as soon as possible.  
At Rabobank we pride ourselves on providing high quality service to our clients, so if we don't measure up to your expectations we genuinely want to know.  
For information on how to make a complaint, our complaints management process or if you are unhappy with the resolution of your complaint and require information on how to escalate your complaint to the Australian Financial Complaints Authority (AFCA) please visit our website on <https://www.rabobank.com.au/compliments-and-complaints/>.  
Information about the products you hold with us are available on request by calling us on 1800 445 445 during operating hours.



## Term Deposit Statement

The Trustees  
A & P Cauchi Pty Ltd ATF A & P Cauchi  
Superannuation Fund  
137 Whalans Road  
GREYSTANES NSW 2145

**Address** Rabobank Online Savings  
GPO Box 4715  
Sydney NSW 2001  
**Telephone** 1800 445 445  
**Fax** 1800 121 615  
**E-mail** [clientservicesAU@rabobank.com](mailto:clientservicesAU@rabobank.com)  
**Website** [www.Rabobank.com.au](http://www.Rabobank.com.au)

**Statement Period** 01-04-2023 to 30-06-2023  
**Statement Date** 05-07-2023  
**Account Name** A & P Cauchi Superannuation Fund

**Account Type** Term Deposit  
**Account Number** AA2304546VXW

Date	Transaction Details	Debit	Credit	Balance
01-04-2023	Opening balance			35,000.00
30-06-2023	Closing balance			35,000.00

Rabobank Australia Limited ABN 50 001 621 129, AFSL 234 700.

Customers are advised that they should check all entries and report any apparent errors or unauthorised transactions as soon as possible. At Rabobank we pride ourselves on providing high quality service to our clients, so if we don't measure up to your expectations we genuinely want to know. For information on how to make a complaint, our complaints management process or if you are unhappy with the resolution of your complaint and require information on how to escalate your complaint to the Australian Financial Complaints Authority (AFCA) please visit our website on <https://www.rabobank.com.au/compliments-and-complaints/>.

Information about the products you hold with us are available on request by calling us on 1800 445 445 during operating hours.



## Term Deposit Statement

The Trustees  
A & P Cauchi Pty Ltd ATF A & P Cauchi  
Superannuation Fund  
137 Whalans Road  
GREYSTANES NSW 2145

**Address** Rabobank Online Savings  
GPO Box 4715  
Sydney NSW 2001  
**Telephone** 1800 445 445  
**Fax** 1800 121 615  
**E-mail** [clientservicesAU@rabobank.com](mailto:clientservicesAU@rabobank.com)  
**Website** [www.Rabobank.com.au](http://www.Rabobank.com.au)

**Statement Period** 01-04-2023 to 30-06-2023  
**Statement Date** 05-07-2023  
**Account Name** A & P Cauchi Superannuation Fund

**Account Type** Term Deposit  
**Account Number** AA22222RK71M

Date	Transaction Details	Debit	Credit	Balance
01-04-2023	Opening balance			50,000.00
30-06-2023	Closing balance			50,000.00

Rabobank Australia Limited ABN 50 001 621 129, AFSL 234 700.

Customers are advised that they should check all entries and report any apparent errors or unauthorised transactions as soon as possible.

At Rabobank we pride ourselves on providing high quality service to our clients, so if we don't measure up to your expectations we genuinely want to know.

For information on how to make a complaint, our complaints management process or if you are unhappy with the resolution of your complaint and require

information on how to escalate your complaint to the Australian Financial Complaints Authority (AFCA) please visit our website on <https://www.rabobank.com.au/compliments-and-complaints/>.

Information about the products you hold with us are available on request by calling us on 1800 445 445 during operating hours.



## Term Deposit Statement

The Trustees  
A & P Cauchi Pty Ltd ATF A & P Cauchi  
Superannuation Fund  
137 Whalans Road  
GREYSTANES NSW 2145

**Address** Rabobank Online Savings  
GPO Box 4715  
Sydney NSW 2001  
**Telephone** 1800 445 445  
**Fax** 1800 121 615  
**E-mail** [clientservicesAU@rabobank.com](mailto:clientservicesAU@rabobank.com)  
**Website** [www.Rabobank.com.au](http://www.Rabobank.com.au)

**Statement Period** 01-04-2023 to 30-06-2023  
**Statement Date** 05-07-2023  
**Account Name** A & P Cauchi Superannuation Fund

**Account Type** Term Deposit  
**Account Number** AA222208JMF2

Date	Transaction Details	Debit	Credit	Balance
01-04-2023	Opening balance			100,000.00
30-06-2023	Closing balance			100,000.00

Rabobank Australia Limited ABN 50 001 621 129, AFSL 234 700.

Customers are advised that they should check all entries and report any apparent errors or unauthorised transactions as soon as possible. At Rabobank we pride ourselves on providing high quality service to our clients, so if we don't measure up to your expectations we genuinely want to know. For information on how to make a complaint, our complaints management process or if you are unhappy with the resolution of your complaint and require information on how to escalate your complaint to the Australian Financial Complaints Authority (AFCA) please visit our website on <https://www.rabobank.com.au/compliments-and-complaints/>. Information about the products you hold with us are available on request by calling us on 1800 445 445 during operating hours.



## Term Deposit Statement

The Trustees  
A & P Cauchi Pty Ltd ATF A & P Cauchi  
Superannuation Fund  
137 Whalans Road  
GREYSTANES NSW 2145

**Address** Rabobank Online Savings  
GPO Box 4715  
Sydney NSW 2001  
**Telephone** 1800 445 445  
**Fax** 1800 121 615  
**E-mail** [clientservicesAU@rabobank.com](mailto:clientservicesAU@rabobank.com)  
**Website** [www.Rabobank.com.au](http://www.Rabobank.com.au)

**Statement Period** 01-04-2023 to 30-06-2023  
**Statement Date** 05-07-2023  
**Account Name** A & P Cauchi Superannuation Fund

**Account Type** Term Deposit  
**Account Number** AA22222KF4FK

Date	Transaction Details	Debit	Credit	Balance
01-04-2023	Opening balance			50,000.00
30-06-2023	Closing balance			50,000.00

Rabobank Australia Limited ABN 50 001 621 129, AFSL 234 700.

Customers are advised that they should check all entries and report any apparent errors or unauthorised transactions as soon as possible.  
At Rabobank we pride ourselves on providing high quality service to our clients, so if we don't measure up to your expectations we genuinely want to know.  
For information on how to make a complaint, our complaints management process or if you are unhappy with the resolution of your complaint and require information on how to escalate your complaint to the Australian Financial Complaints Authority (AFCA) please visit our website on <https://www.rabobank.com.au/compliments-and-complaints/>.  
Information about the products you hold with us are available on request by calling us on 1800 445 445 during operating hours.





## Term Deposit Statement

The Trustees  
A & P Cauchi Pty Ltd ATF A & P Cauchi  
Superannuation Fund  
137 Whalans Road  
GREYSTANES NSW 2145

**Address** Rabobank Online Savings  
GPO Box 4715  
Sydney NSW 2001  
**Telephone** 1800 445 445  
**Fax** 1800 121 615  
**E-mail** [clientservicesAU@rabobank.com](mailto:clientservicesAU@rabobank.com)  
**Website** [www.Rabobank.com.au](http://www.Rabobank.com.au)

**Statement Period** 01-04-2023 to 30-06-2023  
**Statement Date** 05-07-2023  
**Account Name** A & P Cauchi Superannuation Fund

**Account Type** Term Deposit  
**Account Number** AA22222SZWG8

Date	Transaction Details	Debit	Credit	Balance
01-04-2023	Opening balance			50,000.00
30-06-2023	Closing balance			50,000.00

Rabobank Australia Limited ABN 50 001 621 129, AFSL 234 700.

Customers are advised that they should check all entries and report any apparent errors or unauthorised transactions as soon as possible.  
At Rabobank we pride ourselves on providing high quality service to our clients, so if we don't measure up to your expectations we genuinely want to know.  
For information on how to make a complaint, our complaints management process or if you are unhappy with the resolution of your complaint and require information on how to escalate your complaint to the Australian Financial Complaints Authority (AFCA) please visit our website on <https://www.rabobank.com.au/compliments-and-complaints/>.  
Information about the products you hold with us are available on request by calling us on 1800 445 445 during operating hours.



LEVEL 28, 360 ELIZABETH ST MELBOURNE VIC 3000  
 GPO BOX 1345 MELBOURNE VIC 3001  
 mebank.com.au • 13 15 63

2022-2023



000006 000 BTD\_010

A & P CAUCHI PTY LTD ATF A and P Cauchi  
 Superannuation Fund  
 137 Whalans Road  
 GREYSTANES NSW 2145

9 June 2023

Hello

**Confirming your new business term deposit details.**

<b>Account name</b>	ATF A & P CAUCHI PTY LTD ATF A and Cauchi Super Fund
<b>BSB Number</b>	944600
<b>Account number</b>	018102378
Here are your new Business Term Deposit details.	
<b>Amount invested</b>	\$71,570.68
<b>Start date</b>	9 June 2023
<b>Term</b>	12 month(s)
<b>Interest rate</b>	4.77% p.a.
<b>Interest payment frequency</b>	At maturity ✓
<b>Maturity date</b>	9 June 2024 ✓

Any interest earned will be reinvested in the next new Business Term Deposit.

The nominated account details provided for your Business Term Deposit are:

<b>Financial institution</b>	ME Bank
<b>Account name</b>	A & P CAUCHI PTY LTD ATF
<b>BSB number</b>	944600
<b>Account number</b>	018098289

**Updating your maturity instructions or your nominated account.**

You can change your maturity instructions or your nominated account using a change of business term deposit details form – which you can find at [mebank.com.au](http://mebank.com.au). You can also change your maturity instructions over the phone by calling us on **1300 658 108**. If you don't provide any maturity instructions, we'll reinvest your term deposit for the same length and interest payment frequency (which includes how your interest earned is paid to you), at the interest rate applicable on that maturity date.

If you're changing your nominated account and it's with another financial institution, we may ask you to provide a copy of a bank statement to help us verify your account details.

Just keep in mind that we need to receive your instructions at least two business days before your term deposit matures.

*ATC 2008*



LEVEL 28, 360 ELIZABETH ST MELBOURNE VIC 3000  
GPO BOX 1345 MELBOURNE VIC 3001  
mebank.com.au • 13 15 63

000006 000 BTD\_010



A & P CAUCHI PTY LTD ATF A and P Cauchi  
Superannuation Fund  
137 Whalans Road  
GREYSTANES NSW 2145

9 June 2023

Hello

## Business Term Deposit maturity advice and interest advice.

**Account name** ATF A & P CAUCHI PTY LTD ATF A and Cauchi Super Fund  
**BSB number** 944600  
**Account number** 018102378

Your Business Term Deposit matured on 9 June 2023 and here are the details:

**Amount invested** \$70,000.00  
**Interest rate** 3% p.a.  
**Term** 9 month(s)  
**Interest payment frequency** At maturity

For tax purposes, take a note of the following interest details for this financial year.

**Gross interest** \$1,570.68  
**Tax withheld** \$0.00  
**Net interest** \$1,570.68

### And the little one said ...rollover.

As instructed at maturity, we reinvested the total amount of your Business Term Deposit plus the interest paid at maturity into a new Business Term Deposit of \$71,570.68. We've sent you a letter confirming your new Business Term Deposit details.

The nominated account details you've provided are:

**Financial institution** ME Bank  
**Account name** A & P CAUCHI PTY LTD ATF  
**BSB number** 944600  
**Account number** 018098289

### When to expect funds in your nominated account.

If all or part of your investment is to be paid out on a weekend or non-business day, we will transfer the funds to your nominated account the next business day. If your nominated account is with another financial institution, you may experience an additional delay before the funds are available to you.

# Interim statement.



Transaction Period  
01/04/2023 - 30/06/2023

MR ANTHONY CAUCHI  
137 Whalans Road GREYSTANES NSW 2145  
Australia

Account Number: 944600 - 018096088  
Account Type: Business Term Deposit  
Balance: \$100,000.00 ✓  
Available Balance: \$100,000.00 ✓  
Account Holders: A and P Cauchi Superannuation Fund

Date	Description	Debits and credits	Balance
------	-------------	--------------------	---------

Report generated on Thursday 05 October 2023 at 13:10 (AEDT)

Please check your statement carefully and advise us promptly of possible errors or unauthorised transactions. If you have any concerns or wish to find out about our dispute resolution process, call us on 13 15 63.

Balance and Available Balance are at the time you created this report.

ME Bank – a division of Bank of Queensland Limited ABN 32 009 656 740 AFSL and Australian Credit Licence Number 244616

*AC 2009*



LEVEL 28, 360 ELIZABETH ST MELBOURNE VIC 3000  
GPO BOX 1345 MELBOURNE VIC 3001  
mebank.com.au • 13 15 63

2022-2023

1- 000002 000 STA\_017



A & P CAUCHI PTY LTD ATF A and P Cauchi  
Superannuation Fund  
137 Whalans Road  
GREYSTANES NSW 2145

23 February 2023

Hello

## Your Business Term Deposit statement.

We wanted to check in and give you an update on how your Business Term Deposit is going. Here are the details.

<b>Statement period</b>	<b>6 months before 23 February 2023</b>
<b>Start date</b>	24 August 2022
<b>Account name</b>	A & P CAUCHI PTY LTD ATF A and P Cauchi Superannuation Fund
<b>BSB number</b>	944600
<b>Account number</b>	018096088
<b>Amount invested</b>	\$100,000.00
<b>Maturity date</b>	24 August 2023
<b>Interest rate</b>	3.3% p.a.

If your interest is paid prior to the maturity date (for example, monthly or annual interest payments) your interest payments for this statement period have been paid to the nominated account and will appear in your account statements for that account.

### Questions?

If you'd like more information on this – or anything else – get in touch on **1300 658 108** Monday to Friday 9am–5pm (AEST/AEDT).


Thanks  
The team @ ME

ATC 2009



LEVEL 28, 360 ELIZABETH ST MELBOURNE VIC 3000  
GPO BOX 1345 MELBOURNE VIC 3001  
mebank.com.au • 13 15 63

000008 000 BTD\_002



The trustee for A and P Cauchi Superannuation Fund  
137 Whalans Road  
GREYSTANES NSW 2145

31 August 2022

Hello

## We've opened your business term deposit.

We're starting on great terms – your new business term deposit is now up and running. Here are the details:

<b>Account name</b>	A & P CAUCHI PTY LTD ATF A and P Cauchi Superannuation Fund
<b>BSB number</b>	944600
<b>Account number</b>	018096088 ✓
<b>Amount invested</b>	\$100,000.00
<b>Start date</b>	24 August 2022
<b>Term</b>	12 month(s)
<b>Interest rate</b>	3.3% p.a.
<b>Interest payment frequency</b>	At maturity
<b>Maturity date</b>	24 August 2023

Interest that's earned will be paid into your nominated account below:

<b>Account name</b>	A and P Cauchi Superannuation Fund
<b>Account BSB</b>	067167
<b>Account number</b>	23354375

### **Withholding tax.**

If you didn't provide a TFN, TFN exemption code (if exempt from having a tax file number) or ABN when you opened your business term deposit account, we're required by law to deduct withholding tax from interest earned on your account. Providing your TFN/ABN is not compulsory, however, if you'd like to provide a TFN, TFN exemption code or ABN you can do so at any time by calling us on **1300 658 108**.

### **What happens when your term deposit matures?**

Unless you tell us otherwise at least two business days prior to maturity, we'll reinvest your original deposit amount for the same term with the same interest payment frequency and at the interest rate that applies on the maturity date.

**A & P CAUCHI SUPERANNUATION FUND**

**YEAR ENDED 30TH JUNE 2023**

**Distributions Receivable**

APA Group	\$ 8.17
Dexus (was APN Property Group)	\$ 40.27
Goodman	\$ -
SPDR DJ Global	\$ 280.68
Vaneck Property	\$ 443.30
Transurban Group	\$ 353.50
Vanguard Aus. Shares	\$ 1,402.02
Vanguard Int'l Shares	\$ 1,705.00
Vanguard Aus. High Yield	\$ 118.42
Betashares Yield Max TMF	\$ 284.05
	<u>\$ 4,635.41</u> ✓

ATC 2475

3 SHARES

INVESTMENT	O/BAL QTY	O/BAL COST	O/BAL MARKET	ADDITIONS QTY	DATE PURCHASED	COST	DISPOSALS QTY	DATE DISPOSED	RECEIVED	COST OF SALES	GAIN/(LOSS)	C/BAL QTY	COST	PER UNIT MARKET	AS AT 30/6/23 MARKET
Ramsay Health Care RHC	105	\$ 6,911.04	\$ 7,690.20									105	\$ 6,911.04	\$ 56.290	\$ 5,910.45
Rio Tinto Ltd.	151	\$ 13,957.91	\$ 15,507.70									151	\$ 13,957.91	\$ 114.690	\$ 17,318.19
Sonic Healthcare SHL	297	\$ 10,026.12	\$ 9,803.97									297	\$ 10,026.12	\$ 35.570	\$ 10,564.29
Soul Pattinson SOL	307	\$ 10,299.10	\$ 7,226.78									307	\$ 10,299.10	\$ 31.780	\$ 9,756.46
Starpharma Holdings SPL	3,082	\$ 4,046.41	\$ 2,280.68	3,000	27/06/2023	\$ 835.00						6,082	\$ 4,881.41	\$ 0.310	\$ 1,885.42
Block CDI 1:1 SQ2	21	\$ 4,969.95	\$ 1,900.50									21	\$ 4,969.95	\$ 96.890	\$ 2,034.69
Block CDI 1:1 SQ2				35	1/07/2022	\$ 3,127.95	35	4/01/2023	\$ 3,355.45	\$ 3,127.95	\$ 227.50		\$ -	\$ -	\$ -
Santos Ltd.	700	\$ 4,037.95	\$ 5,194.00									700	\$ 4,037.95	\$ 7.520	\$ 5,264.00
Telstra Corp.	3,363	\$ 11,770.75	\$ 12,947.55									3,363	\$ 11,770.75	\$ 4.300	\$ 14,460.90
Triton Min Ltd.	146,666	\$ 7,173.20	\$ 2,493.32									146,666	\$ 7,173.20	\$ 0.034	\$ 4,986.64
Treasury Wine Estate TWE	1,003	\$ 9,993.41	\$ 11,384.05									1,003	\$ 9,993.41	\$ 11.230	\$ 11,263.69
Visioneering Technolo VTI	4,000	\$ 4,099.95	\$ 1,060.00				2,000	26/05/2023	\$ 540.05	\$ 2,049.98	\$ 1,509.93				
							875	19/04/2023	\$ 225.05	\$ 896.86	\$ 671.81				
							1,125	20/04/2023	\$ 315.00	\$ 1,153.11	\$ 838.11				
WAM Capital Ltd.	1,818	\$ 4,037.73	\$ 3,126.96									1,818	\$ 4,037.73	\$ 1.495	\$ 2,717.91
Westpac Banking WBC	1,172	\$ 20,861.74	\$ 22,854.00	300	29/08/2022	\$ 6,379.95						1,472	\$ 27,241.69	\$ 21.340	\$ 31,412.48
Woodside Energy WDS	1,706	\$ 51,215.19	\$ 54,319.04	127	8/09/2022	\$ 4,020.45						1,833	\$ 55,235.64	\$ 34.440	\$ 63,128.52
Webjet Ltd.	1,518	\$ 9,146.40	\$ 8,106.12				1,518	19/04/2023	\$ 11,294.33	\$ 9,146.40	\$ 2,147.93				
Webjet Ltd.	650	\$ 4,387.95	\$ 3,471.00				650	11/01/2023	\$ 4,192.05	\$ 4,387.95	\$ 195.90				
Wesfarmers Ltd.	230	\$ 8,726.35	\$ 9,639.30									230	\$ 8,726.35	\$ 49.340	\$ 11,348.20
Woolworths Group WOW	120	\$ 4,136.00	\$ 4,272.00									120	\$ 4,136.00	\$ 39.730	\$ 4,767.60
Woodside Petroleum WPL	-	\$ -	\$ -									-	\$ -	\$ -	\$ -
Wisetech Global Ltd. WTC	295	\$ 8,063.70	\$ 11,165.75				100	8/05/2023	\$ 6,678.05	\$ 2,733.46	\$ 3,944.59				
Zip Co Ltd.	3,139	\$ 10,604.64	\$ 1,381.16	2,500	24/01/2023	\$ 1,782.45						195	\$ 5,330.24	\$ 79.810	\$ 15,562.95
Zip Co Ltd.	1,100	\$ 4,998.10	\$ 484.00				1,100	24/03/2023	\$ 541.05	\$ 4,998.10	\$ 4,457.05				
<b>TOTAL - SHARES</b>	<b>530,522</b>	<b>\$ 578,891.62</b>	<b>\$ 540,445.86</b>	<b>1,305,224</b>		<b>\$ 138,724.69</b>	<b>1,319,057</b>		<b>\$ 177,029.17</b>	<b>\$ 177,877.31</b>	<b>\$ 848.14</b>	<b>516,689</b>	<b>\$ 539,739.00</b>		<b>\$ 584,943.39</b>
															<b>\$ 45,204.39</b>

AC 2520  
AC 2521





A & P CAUCHI SUPERANNUATION FUND  
MOVEMENT SUMMARY REPORT AT 30 JUNE 2023

CommSec St. George  
X0086673690 X0104464122  
Reconciles to CommSec statement  
Reconciles to Computershare  
Reconciles to St. George statement

INVESTMENT	O/BAL QTY	O/BAL COST	O/BAL MARKET	ADDITIONS QTY	DATE PURCHASED	COST	DISPOSALS QTY	DATE DISPOSED	RECEIVED	COST OF SALES	GAIN/(LOSS)	C/BAL QTY	COST	PER UNIT MARKET	AS AT 30/6/23 MARKET
<b>SHARES</b>															
The A2 Milk Company AZM	1,882	\$ 21,246.25	\$ 8,261.98									1,882	\$ 21,246.25	\$ 4.890	\$ 9,202.98
Adavale Resource	ADD	90,000	\$ 7,219.95	\$ 1,890.00											
				200,000	26/05/2023	\$ 3,419.95	200,000	30/05/2023	\$ 6,580.05	\$ 3,419.95	\$ 3,160.10				
				190,000	24/02/2023	\$ 3,439.95	222,494	5/05/2023	\$ 4,207.44	\$ 8,442.15	\$ 4,234.71				
				15,000	26/08/2022	\$ 300.00	72,506	8/05/2023	\$ 1,377.61	\$ 2,517.75	\$ 1,140.14				
				125,594	23/06/2023	\$ 3,285.39									
				74,406	26/06/2023	\$ 1,934.56									
Adavale Resource	ADD	170,000	\$ 10,809.85	\$ 3,570.00								200,000	\$ 5,219.95	\$ 0.026	\$ 5,200.00
				170,000	12/07/2022	\$ 3,929.95	170,000	8/07/2022	\$ 4,570.05	\$ 10,809.85	\$ 6,239.80				
							75,076	3/08/2022	\$ 2,247.78	\$ 1,735.56	\$ 512.22				
							94,924	2/08/2022	\$ 2,827.77	\$ 2,194.39	\$ 633.38				
				170,000	5/08/2022	\$ 3,929.95	170,000	25/08/2022	\$ 5,080.05	\$ 3,929.95	\$ 1,150.10				
				100,000	14/11/2022	\$ 2,919.95	100,000	28/10/2022	\$ 3,280.05	\$ 2,919.95	\$ 360.10				
				170,000	9/09/2022	\$ 4,949.95	198,334	31/03/2023	\$ 2,756.73	\$ 5,516.63	\$ 2,759.90				
				28,334	16/09/2022	\$ 566.68									
AGL Energy	AGL	1,508	\$ 23,206.24	\$ 12,441.00								1,508	\$ 23,206.24	\$ 10.810	\$ 16,301.48
Aristocrat Leisure	ALL	210	\$ 7,213.75	\$ 7,219.80								210	\$ 7,213.75	\$ 38.660	\$ 8,118.60
Amcor Plc.	AMC	498	\$ 7,410.27	\$ 8,983.92								498	\$ 7,410.27	\$ 14.860	\$ 7,400.28
AMP Ltd.	AMP	2,690	\$ 3,019.30	\$ 2,568.95											
				2,764	24/08/2022	\$ 3,032.71									
				2,262	20/02/2023	\$ 2,519.46									
ANZ	ANZ	1,454	\$ 27,931.58	\$ 32,031.62								7,716	\$ 8,571.47	\$ 1.130	\$ 8,719.08
				97	15/08/2022	\$ 1,833.30	1,551	6/01/2023	\$ 37,582.10	\$ 29,764.88	\$ 7,817.22				
				700	7/02/2023	\$ 17,928.95									
				217	2/03/2023	\$ 5,162.85									
ANZ Group Holdings	ANZD/	-	\$ -	\$ -			1,551	21/12/2022	\$ 37,256.79	\$ 36,647.52	\$ 609.27	917	\$ 23,091.80	\$ 23.710	\$ 21,742.07
BHP Group	BHP	527	\$ 17,272.35	\$ 21,738.75											
Brickworks Ltd.	BKW	201	\$ 5,004.75	\$ 3,726.54								527	\$ 17,272.35	\$ 44.990	\$ 23,709.73
Brambles Ltd.	BXB	1,375	\$ 15,116.71	\$ 14,726.25								201	\$ 5,004.75	\$ 26.660	\$ 5,358.66
Commonwealth Bank	CBA	309	\$ 22,806.23	\$ 27,927.42								1,375	\$ 15,116.71	\$ 14.410	\$ 19,813.75
Computershare	CPU	1,075	\$ 14,666.16	\$ 26,488.00								409	\$ 32,736.18	\$ 100.270	\$ 41,010.43
CSL Ltd.	CSL	24	\$ 7,048.10	\$ 6,457.44								1,075	\$ 14,666.16	\$ 23.380	\$ 25,133.50
							24		\$ 7,048.10	\$ 277.380	\$ 6,657.12				

MANAGED FUNDS

INVESTMENT	O/BAL QTY	O/BAL COST	O/BAL MARKET	ADDITIONS QTY	DATE PURCHASED	COST	DISPOSALS QTY	DATE DISPOSED	RECEIVED	COST OF SALES	GAIN/(LOSS)	C/BAL QTY	COST	PER UNIT MARKET	AS AT 30/6/23 MARKET
<b>FUNDS</b>															
APA Group	794	\$ 8,513.68	\$ 8,948.38		30/06/2023	-\$ 235.02						794	\$ 8,278.66	\$ 9.690	\$ 7,693.86
Dexus (APN Property Group)	8,748	\$ 5,840.00	\$ 8,356.54			\$ -						8,748	\$ 5,840.00	\$ 0.952	\$ 8,324.18
SPDR DJ Global	832	\$ 20,015.49	\$ 16,581.76		30/06/2023	-\$ 4.83						832	\$ 20,010.66	\$ 19.160	\$ 15,941.12
Vaneck Property	806	\$ 19,641.87	\$ 16,660.02		30/06/2023	-\$ 345.00						806	\$ 19,296.87	\$ 20.810	\$ 16,772.86
Transurban Group	1,159	\$ 16,113.35	\$ 16,666.42		30/06/2023	-\$ 355.17						1,159	\$ 15,758.18	\$ 14.250	\$ 16,515.75
VNGD Aus. Shares	1,472	\$ 123,257.05	\$ 123,280.00	105	2/08/2022	\$ 9,095.10						1,577	\$ 132,297.17	\$ 90.070	\$ 142,040.39
VNGD Int'l. Shares	1,527	\$ 146,497.43	\$ 135,307.47		30/06/2023	\$ 959.31						1,527	\$ 147,456.74	\$ 106.540	\$ 162,686.58
VNGD Aus High Yield	75	\$ 4,990.16	\$ 4,702.50	78	2/09/2022	\$ 5,011.95						153	\$ 10,008.04	\$ 67.630	\$ 10,347.39
Vision Tech	-	\$ -	\$ -	4,000	6/02/2023	\$ 1,519.95						4,000	\$ 1,519.95	\$ 0.250	\$ 1,000.00
Betashares Yield Max YMAX	2,221	\$ 17,801.47	\$ 16,146.67		30/06/2023	-\$ 546.91						2,221	\$ 17,254.56	\$ 7.540	\$ 16,746.34
<b>TOTAL-MANAGED FUNDS</b>	<b>17,634</b>	<b>\$ 362,670.50</b>	<b>\$ 346,649.76</b>	<b>4,183</b>		<b>\$ 15,050.33</b>			<b>\$ -</b>	<b>\$ -</b>	<b>\$ -</b>	<b>21,817</b>	<b>\$ 377,720.83</b>		<b>\$ 398,068.47</b>
															\$ 20,347.64
<b>GRAND TOTAL</b>	<b>548,156</b>	<b>\$ 941,562.12</b>	<b>\$ 887,095.62</b>	<b>1,309,407</b>		<b>\$ 153,775.02</b>	<b>1,319,057</b>	<b>0/01/1900</b>	<b>\$ 177,029.17</b>	<b>\$ 177,877.31</b>	<b>\$ (848.14)</b>	<b>538,506</b>			<b>\$ 983,011.86</b>

30 June 23 value per CommSec report \$ 973,487.68  
 30 June 22 value per St. George report \$ 1,200.00  
 Plus APN Property Grp not on CommSec \$ 8,324.18  
 DIFF \$ 983,011.86  
 \$ 0.00

APC 2640  
 APC 2641

A & P CAUCHI SUPERANNUATION FUND  
 MOVEMENT SUMMARY REPORT AT 30 JUNE 2023  
 Managed Funds



Directshares

A & P CAUCHI PTY LTD <A & P CAUCHI SUPERANNUATION FUND A/C>

137 WHALANS ROAD

GREYSTANES NSW 2145

AUSTRALIA

### Trading Account Statement

Period: 01/07/2022 - 30/06/2023

Trading Account Number: 622595

Date	Reference	Description	Debit	Credit	Balance
01/07/2022		Open Balance			5,899.95
01/07/2022	19620817	Bght 35 SQ2 @ 88.8000	3,127.95		9,027.90
04/07/2022	17988677	Wdl ST GEORGE 112-879 474956661 19606606		5,899.95	3,127.95
05/07/2022	18005497	Wdl ST GEORGE 112-879 474956661 19620817		3,127.95	0.00
08/07/2022	19675481	Sold 170000 ADD @ 0.0270		4,570.05	4,570.05Cr
12/07/2022	13378295	Dep ST GEORGE 112-879 474956661 19675481	4,570.05		0.00
12/07/2022	19704139	Bght 170000 ADD @ 0.0230	3,929.95		3,929.95
14/07/2022	18077696	Wdl ST GEORGE 112-879 474956661 19704139		3,929.95	0.00
02/08/2022	19884238	Sold 94924 ADD @ 0.0300		2,827.77	2,827.77Cr
03/08/2022	19899194	Sold 75076 ADD @ 0.0300		2,247.78	5,075.55Cr
04/08/2022	13489222	Dep ST GEORGE 112-879 474956661 19884238	2,827.77		2,247.78Cr
05/08/2022	13495287	Dep ST GEORGE 112-879 474956661 19899194	2,247.78		0.00
05/08/2022	19924787	Bght 170000 ADD @ 0.0230	3,929.95		3,929.95
09/08/2022	18262842	Wdl ST GEORGE 112-879 474956661 19924787		3,929.95	0.00
25/08/2022	20124237	Sold 170000 ADD @ 0.0300		5,080.05	5,080.05Cr
29/08/2022	13624781	Dep ST GEORGE 112-879 474956661 20124237	5,080.05		0.00
09/09/2022	20284304	Bght 170000 ADD @ 0.0290	4,949.95		4,949.95
13/09/2022	18559329	Wdl ST GEORGE 112-879 474956661 20284304		4,949.95	0.00
28/10/2022	20745539	Sold 100000 ADD @ 0.0330 AUD		3,280.05	3,280.05Cr
01/11/2022	13967462	Dep ST GEORGE 112-879 474956661 20745539	3,280.05		0.00
14/11/2022	20912238	Bght 100000 ADD @ 0.0290 AUD	2,919.95		2,919.95
16/11/2022	19102898	Wdl ST GEORGE 112-879 474956661 20912238		2,919.95	0.00
23/11/2022	21021429	Sold 700 QAN @ 6.1900 AUD		4,313.05	4,313.05Cr
25/11/2022	14129414	Dep ST GEORGE 112-879 474956661 21021429	4,313.05		0.00
04/01/2023	21363984	Sold 35 SQ2 @ 96.4400 AUD		3,355.45	3,355.45Cr
06/01/2023	14329687	Dep ST GEORGE 112-879 474956661 21363984	3,355.45		0.00
11/01/2023	21430869	Sold 650 WEB @ 6.4800 AUD		4,192.05	4,192.05Cr
13/01/2023	14366578	Dep ST GEORGE 112-879 474956661 21430869	4,192.05		0.00
16/02/2023	21810183	Sold 605 NAN @ 4.9000 AUD		2,944.55	2,944.55Cr
20/02/2023	14600472	Dep ST GEORGE 112-879 474956661 21810183	2,944.55		0.00
22/02/2023	21868185	Sold 336 FLT @ 18.3339 AUD		6,140.23	6,140.23Cr
24/02/2023	14630061	Dep ST GEORGE 112-879 474956661 21868185	6,140.23		0.00
24/03/2023	22176992	Sold 1100 ZIP @ 0.5100 AUD		541.05	541.05Cr
28/03/2023	14802991	Dep ST GEORGE 112-879 474956661 22176992	541.05		0.00
31/03/2023	22237772	Sold 198334 ADD @ 0.0140 AUD		2,756.73	2,756.73Cr
04/04/2023	14844303	Dep ST GEORGE 112-879 474956661 22237772	2,756.73		0.00
19/04/2023	22396242	Sold 875 VTI @ 0.2800 AUD		225.05	225.05Cr
20/04/2023	22405555	Sold 1125 VTI @ 0.2800 AUD		315.00	540.05Cr
21/04/2023	14949262	Dep ST GEORGE 112-879 474956661 22396242	225.05		315.00Cr
24/04/2023	14957596	Dep ST GEORGE 112-879 474956661 22405555	315.00		0.00
26/05/2023	22750940	Sold 2000 VTI @ 0.2800 AUD		540.05	540.05Cr
30/05/2023	15157005	Dep ST GEORGE 112-879 474956661 22750940	540.05		0.00
<b>Total</b>			<b>62,186.660</b>	<b>68,086.610</b>	

While every effort has been made to provide you with an accurate transaction summary, we give no warranty of accuracy or reliability and take no responsibility for any errors or omissions including by negligence. You should confirm the information, holdings and valuations contained herein. All prices and values are denominated in AUD unless otherwise indicated. The Directshares service is provided by CMC Markets Stockbroking Limited (ABN 69 081 002 851, AFSL 246381), a Participant of the ASX Group (CMC Markets Stockbroking), SSX (Sydney Stock Exchange) and Cboe (Cboe Australia) at the request of St. George Bank (St. George), a division of Westpac Banking Corporation ABN 33 007 457 141, AFSL 233714.

**A & P CAUCHI SUPERANNUATION FUND**

**YEAR ENDED 30TH JUNE 2023**

Note: From 2013 this fund has been in a combination of accm & pension balances

Assets are segregated

**TAX RECONCILIATION**

	TOTAL	ACCM FUND	PENSION FUND
<b>INCOME</b>			
Dividends franked	\$ 25,596.72	\$ -	\$ 25,596.72
Dividends unfranked	\$ 2,734.48	\$ -	\$ 2,734.48
Franking credits	\$ 10,970.02	\$ -	\$ 10,970.02
Interest - Banks	\$ 4,058.68	\$ -	\$ 4,058.68
Employer Cont'n	\$ -	\$ -	\$ -
Member Cont'n	\$ 82,800.00	\$ 82,800.00	\$ -
Member Cont'n - Taxable		\$ -	\$ -
Other income	\$ -	\$ -	\$ -
Capital gains from shares	\$ (848.14)	\$ -	\$ (848.14)
Trust Dist'ns	\$ 16,145.91	\$ -	\$ 16,145.91
Unrealised Gain/Loss	\$ 120,018.53	\$ -	\$ 120,018.53
<b>TOTAL INCOME</b>	<b>\$ 261,476.21</b>	<b>\$ 82,800.00</b>	<b>\$ 178,676.21</b>
Less Capital Loss		\$ -	\$ -
Accountancy fees	\$ (4,653.00)	\$ -	\$ (4,653.00)
Audit fees	\$ (440.00)	\$ -	\$ (440.00)
Bank fees	\$ (47.38)	\$ -	\$ (47.38)
Consultation fees		\$ -	\$ -
Filing fees	\$ (318.00)	\$ -	\$ (318.00)
<b>TOTAL EXPENSES</b>	<b>\$ (5,458.38)</b>	<b>\$ -</b>	<b>\$ (5,458.38)</b>
<b>NET INCOME</b>	<b>\$ 256,017.83</b>	<b>\$ 82,800.00</b>	<b>\$ 173,217.83</b>
<b>LESS NON TAXABLE ITEMS</b>			
CO-CONTRIBUTION	\$ -	\$ -	\$ -
PROFIT/LOSS ON REVALUATION	\$ (120,018.53)	\$ -	\$ (120,018.53)
CAPITAL GAINS	\$ 689.76	\$ -	\$ 689.76
TRUST DIST'NS	\$ (16,145.91)	\$ -	\$ (16,145.91)
MEMBER CONT'NS	\$ (82,800.00)	\$ (82,800.00)	\$ -
<b>PLUS TAXABLE ITEMS</b>			
TAXABLE TRUST DISTRIBUTIONS	\$ 14,608.02	\$ -	\$ 14,608.02
<b>LESS ECPI</b>		<b>\$ -</b>	<b>\$ 57,967.92</b>
<b>TAXABLE INCOME</b>		<b>\$ -</b>	<b>\$ -</b>
TAXABLE INCOME		\$ -	
TAX AT 15 %		\$ -	
LESS FRANKING CREDITS SHARES		\$ 10,970.02	
LESS FRANKING CREDITS MANAGED FUNDS		\$ 2,799.33	
TAX (PAYABLE)/REFUNDABLE		\$ 13,769.35	
LESS W/H TAX FROM DIVIDENDS		\$ -	
LESS PAYG INSTALMENT PAID		\$ -	
<b>NET TAX (PAYABLE)/REFUNDABLE</b>		<b>\$ 13,769.35</b>	
PLUS SUPERVISORY LEVY PAYABLE		\$ (259.00)	
<b>TAX (PAYABLE)/REFUNDABLE AS PER TAX RETURN</b>		<b>\$ 13,510.35</b>	

ATC 3325



**Australian Government**  
**Australian Taxation Office**

**Agent** GOODMANTAYLOR  
**Client** THE TRUSTEE FOR A AND P  
CAUCHI SUPERANNUATION FUND  
**ABN** 60 393 851 249

## Income tax 551

<b>Date generated</b>	12 September 2023
<b>Overdue</b>	\$0.00
<b>Not yet due</b>	\$0.00
<b>Balance</b>	\$0.00

## Transactions

4 results found - from **12 September 2021** to **12 September 2023** sorted by **processed date** ordered **newest to oldest**

Processed date	Effective date	Description	Debit (DR)	Credit (CR)	Balance
3 Feb 2023	8 Feb 2023	EFT refund for Income Tax for the period from 01 Jul 21 to 30 Jun 22	\$13,251.74		\$0.00
3 Feb 2023	3 Feb 2023	Tax return Self Man Superfund - Income Tax for the period from 01 Jul 21 to 30 Jun 22		\$13,251.74	\$13,251.74 CR
8 Dec 2021	13 Dec 2021	EFT refund for Income Tax for the period from 01 Jul 20 to 30 Jun 21	\$5,270.50		\$0.00
8 Dec 2021	8 Dec 2021	Tax return Self Man Superfund - Income Tax for the period from 01 Jul 20 to 30 Jun 21		\$5,270.50	\$5,270.50 CR

# Transaction Summary

1 JULY 2022 - 30 JUNE 2023



Total Buys and Sells	2022 - 2023 Financial Year
Total Buys (inc. Brokerage + GST)	\$131,719.44
Total Sells (inc. Brokerage + GST)	\$129,160.06

A & P CAUCHI PTY LTD <A AND P CAUCHI SF A/C>

SHARES - 3388735 - HIN 86673690

## ADD - ADAVALE RESOURCE LTD FPO (ORDINARY FULLY PAID)

Date	Type	Quantity	Unit Price	Trade Value	Brokerage+GST	GST	CNote	Total Value
26-Jun-2023	Buy	74,406	\$0.260	\$1,934.56	\$0.00	\$0.00	143939977	\$1,934.56
23-Jun-2023	Buy	125,594	\$0.260	\$3,265.44	\$19.95	\$1.81	143930248	\$3,285.39
06-Jun-2023	Sell	-200,000	\$0.330	-\$6,600.00	\$19.95	\$1.81	143470707	-\$6,580.05
26-May-2023	Buy	200,000	\$0.170	\$3,400.00	\$19.95	\$1.81	143250893	\$3,419.95
04-May-2023	Sell	-72,506	\$0.190	-\$1,377.61	\$0.00	\$0.00	142709820	-\$1,377.61
03-May-2023	Sell	-222,494	\$0.190	-\$4,227.39	\$19.95	\$1.81	142694239	-\$4,207.44
22-Feb-2023	Buy	190,000	\$0.180	\$3,420.00	\$19.95	\$1.81	141074227	\$3,439.95
<b>Sub Total</b>					<b>\$99.75</b>	<b>\$9.05</b>		<b>-\$85.25</b>

## AMP - AMP LIMITED FPO (ORDINARY FULLY PAID)

Date	Type	Quantity	Unit Price	Trade Value	Brokerage+GST	GST	CNote	Total Value
20-Feb-2023	Buy	2,262	\$1.1050	\$2,499.51	\$19.95	\$1.81	140981137	\$2,519.46
24-Aug-2022	Buy	2,764	\$1.0900	\$3,012.76	\$19.95	\$1.81	136378480	\$3,032.71
<b>Sub Total</b>					<b>\$39.90</b>	<b>\$3.62</b>		<b>\$5,552.17</b>

## ANZ - ANZ GROUP HOLDINGS FPO (ORDINARY FULLY PAID)

Date	Type	Quantity	Unit Price	Trade Value	Brokerage+GST	GST	CNote	Total Value
02-Mar-2023	Buy	217	\$23.7000	\$5,142.90	\$19.95	\$1.81	141297054	\$5,162.85
07-Feb-2023	Buy	700	\$25.5700	\$17,899.00	\$29.95	\$2.72	140680736	\$17,928.95
12-Jan-2023	Sell	-1,551	\$24.2600	-\$37,627.26	\$45.16	\$4.11	140027635	-\$37,582.10
<b>Sub Total</b>					<b>\$95.06</b>	<b>\$8.64</b>		<b>-\$14,490.30</b>

## ANZDA - ANZ GROUP HOLDINGS DEF SET (ORDINARY FULLY PAID DEFERRED SETTLEMENT)

Date	Type	Quantity	Unit Price	Trade Value	Brokerage+GST	GST	CNote	Total Value
29-Dec-2022	Buy	1,551	\$23.6000	\$36,603.60	\$43.92	\$3.99	139739025	\$36,647.52
21-Dec-2022	Sell	-1,551	\$24.0500	-\$37,301.55	\$44.76	\$4.07	139623263	-\$37,256.79
<b>Sub Total</b>					<b>\$88.68</b>	<b>\$8.06</b>		<b>-\$609.27</b>

## CBA - COMMONWEALTH BANK. FPO (ORDINARY FULLY PAID)

Date	Type	Quantity	Unit Price	Trade Value	Brokerage+GST	GST	CNote	Total Value
01-Aug-2022	Buy	100	\$99.1000	\$9,910.00	\$19.95	\$1.81	135639380	\$9,929.95

# Transaction Summary

1 JULY 2022 - 30 JUNE 2023



**Sub Total**                      **\$19.95**                      **\$1.81**                      **\$9,929.95**

## FLT - FLIGHT CENTRE TRAVEL FPO (ORDINARY FULLY PAID)

Date	Type	Quantity	Unit Price	Trade Value	Brokerage+GST	GST	CNote	Total Value
24-Apr-2023	Sell	-638	\$19.0800	-\$12,173.04	\$29.95	\$2.72	142467842	-\$12,143.09 ✓
25-Aug-2022	Buy	181	\$16.5500	\$2,995.55	\$19.95	\$1.81	136415771	\$3,015.50 ✓
<b>Sub Total</b>					<b>\$49.90</b>	<b>\$4.53</b>		<b>-\$9,127.59</b>

## IOU - IOUPAY LIMITED FPO (ORDINARY FULLY PAID)

Date	Type	Quantity	Unit Price	Trade Value	Brokerage+GST	GST	CNote	Total Value
07-Feb-2023	Buy	30,000	\$.0650	\$1,950.00	\$19.95	\$1.81	140655155	\$1,969.95 ✓
<b>Sub Total</b>					<b>\$19.95</b>	<b>\$1.81</b>		<b>\$1,969.95</b>

## MFG - MAGELLAN FIN GRP LTD FPO (ORDINARY FULLY PAID)

Date	Type	Quantity	Unit Price	Trade Value	Brokerage+GST	GST	CNote	Total Value
12-Apr-2023	Buy	377	\$7.9500	\$2,997.15	\$19.95	\$1.81	142203086	\$3,017.10 ✓
<b>Sub Total</b>					<b>\$19.95</b>	<b>\$1.81</b>		<b>\$3,017.10</b>

## NAN - NANOSONICS LIMITED FPO (ORDINARY FULLY PAID)

Date	Type	Quantity	Unit Price	Trade Value	Brokerage+GST	GST	CNote	Total Value
20-Mar-2023	Sell	-605	\$4.9000	-\$2,964.50	\$19.95	\$1.81	141738143	-\$2,944.55 ✓
06-Feb-2023	Buy	605	\$4.7700	\$2,885.85	\$19.95	\$1.81	140646705	\$2,905.80 ✓
<b>Sub Total</b>					<b>\$39.90</b>	<b>\$3.62</b>		<b>-\$38.75</b>

## GC - PARAGON CARE LIMITED FPO (ORDINARY FULLY PAID)

Date	Type	Quantity	Unit Price	Trade Value	Brokerage+GST	GST	CNote	Total Value
30-Jan-2023	Buy	17,000	\$.2850	\$4,845.00	\$19.95	\$1.81	140432894	\$4,864.95 ✓
<b>Sub Total</b>					<b>\$19.95</b>	<b>\$1.81</b>		<b>\$4,864.95</b>

## PME - PRO MEDICUS LIMITED FPO (ORDINARY FULLY PAID)

Date	Type	Quantity	Unit Price	Trade Value	Brokerage+GST	GST	CNote	Total Value
08-Aug-2022	Sell	-172	\$53.0000	-\$9,116.00	\$19.95	\$1.81	135844384	-\$9,096.05 ✓
<b>Sub Total</b>					<b>\$19.95</b>	<b>\$1.81</b>		<b>-\$9,096.05</b>

## SPL - STARPHARMA HOLDINGS FPO (ORDINARY FULLY PAID)

Date	Type	Quantity	Unit Price	Trade Value	Brokerage+GST	GST	CNote	Total Value
27-Jun-2023	Buy	3,000	\$.2750	\$825.00	\$10.00	\$0.91	143981521	\$835.00 ✓
<b>Sub Total</b>					<b>\$10.00</b>	<b>\$0.91</b>		<b>\$835.00</b>



# Portfolio Valuation

30 JUNE 2023




SHARES - 3388735 - HIN 86673690

A & P CAUCHI PTY LTD <A AND P CAUCHI SF A/C>

Portfolio	Units	Unit Price	Portfolio Value	% of Portfolio
A2M - THE A2 MILK COMPANY FPO NZ (ORDINARY FULLY PAID)	1,882 ✓	\$4.8900	\$9,202.98	0.90%
ADD - ADAVALE RESOURCE LTD FPO (ORDINARY FULLY PAID)	200,000 ✓	\$0.0260	\$5,200.00	0.51%
AGL - AGL ENERGY LIMITED. FPO (ORDINARY FULLY PAID)	1,508 ✓	\$10.8100	\$16,301.48	1.59%
ALL - ARISTOCRAT LEISURE FPO (ORDINARY FULLY PAID)	210 ✓	\$38.6600	\$8,118.60	0.79%
AMC - AMCOR PLC CDI 1:1 (CDI 1:1 FOREIGN EXEMPT NYSE)	498 ✓	\$14.8600	\$7,400.28	0.72%
AMP - AMP LIMITED FPO (ORDINARY FULLY PAID)	7,716 ✓	\$1.1300	\$8,719.08	0.85%
ANZ - ANZ GROUP HOLDINGS FPO (ORDINARY FULLY PAID)	917 ✓	\$23.7100	\$21,742.07	2.12%
APA - APA GROUP STAPLED (FULLY PAID UNITS STAPLED SECURITIES)	794 ✓	\$9.6900	\$7,693.86	0.75%
BHP - BHP GROUP LIMITED FPO (ORDINARY FULLY PAID)	527 ✓	\$44.9900	\$23,709.73	2.31%
BKW - BRICKWORKS LIMITED FPO (ORDINARY FULLY PAID)	201 ✓	\$26.6600	\$5,358.66	0.52%
BXB - BRAMBLES LIMITED FPO (ORDINARY FULLY PAID)	1,375 ✓	\$14.4100	\$19,813.75	1.93%
CBA - COMMONWEALTH BANK. FPO (ORDINARY FULLY PAID)	409 ✓	\$100.2700	\$41,010.43	3.99%
CPU - COMPUTERSHARE LTD FPO (ORDINARY FULLY PAID)	1,075 ✓	\$23.3800	\$25,133.50	2.45%
CSL - CSL LIMITED FPO (ORDINARY FULLY PAID)	24 ✓	\$277.3800	\$6,657.12	0.65%
DJRE - SPDR DJ GBL REIT ESG ETF UNITS (SPDR DOW JONES GLOBAL REAL ESTATE ESG FUND)	832 ✓	\$19.1600	\$15,941.12	1.55%
EDV - ENDEAVOUR FPO (ORDINARY FULLY PAID)	120 ✓	\$6.3100	\$757.20	0.07%
FMG - FORTESCUE METALS GRP FPO (ORDINARY FULLY PAID)	571 ✓	\$22.1800	\$12,664.78	1.23%
GEM - G8 EDUCATION LIMITED FPO (ORDINARY FULLY PAID)	6,725 ✓	\$1.0400	\$6,994.00	0.68%
GMG - GOODMAN GROUP STAPLED (FULLY PAID ORDINARY/UNITS STAPLED SECURITIES)	496 ✓	\$20.0700	\$9,954.72	0.97%
VN - HARVEY NORMAN FPO (ORDINARY FULLY PAID)	535 ✓	\$3.4800	\$1,861.80	0.18%
IAG - INSURANCE AUSTRALIA FPO (ORDINARY FULLY PAID)	2,281 ✓	\$5.7000	\$13,001.70	1.27%
IOU - IOUPAY LIMITED FPO (ORDINARY FULLY PAID)	62,555 ✓	\$0.0400	\$2,502.20	0.24%
IVC - INVOCARE LIMITED FPO (ORDINARY FULLY PAID)	800 ✓	\$12.5900	\$10,072.00	0.98%
JHX - JAMES HARDIE INDUST CDI 1:1 (CHESS DEPOSITARY INTERESTS 1:1)	201 ✓	\$39.7500	\$7,989.75	0.78%
KGN - KOGAN.COM LTD FPO (ORDINARY FULLY PAID)	421 ✓	\$4.8500	\$2,041.85	0.20%
MFG - MAGELLAN FIN GRP LTD FPO (ORDINARY FULLY PAID)	377 ✓	\$9.4900	\$3,577.73	0.35%
MQG - MACQUARIE GROUP LTD FPO (ORDINARY FULLY PAID)	90 ✓	\$177.6200	\$15,985.80	1.56%
MVA - VANECK PROPERTY ETF UNITS (VANECK AUSTRALIAN PROPERTY ETF)	806 ✓	\$20.8100	\$16,772.86	1.63%
NAB - NATIONAL AUST. BANK FPO (ORDINARY FULLY PAID)	1,270 ✓	\$26.3700	\$33,489.90	3.26%
NHC - NEW HOPE CORPORATION FPO (ORDINARY FULLY PAID)	2,202 ✓	\$4.8500	\$10,679.70	1.04%
ORG - ORIGIN ENERGY FPO (ORDINARY FULLY PAID)	2,700 ✓	\$8.4100	\$22,707.00	2.21%
PGC - PARAGON CARE LIMITED FPO (ORDINARY FULLY PAID)	17,000 ✓	\$0.2350	\$3,995.00	0.39%
QAN - QANTAS AIRWAYS FPO (ORDINARY FULLY PAID)	2,001 ✓	\$6.2000	\$12,406.20	1.21%
RHC - RAMSAY HEALTH CARE FPO (ORDINARY FULLY PAID)	105 ✓	\$56.2900	\$5,910.45	0.58%

# Portfolio Valuation

30 JUNE 2023



Portfolio	Units	Unit Price	Portfolio Value	% of Portfolio
RIO - RIO TINTO LIMITED FPO (ORDINARY FULLY PAID)	151 ✓	\$114.6900	\$17,318.19	1.69%
SHL - SONIC HEALTHCARE FPO (ORDINARY FULLY PAID)	297 ✓	\$35.5700	\$10,564.29	1.03%
SOL - SOUL PATTINSON (W.H) FPO (ORDINARY FULLY PAID)	307 ✓	\$31.7800	\$9,756.46	0.95%
SPL - STARPHARMA HOLDINGS FPO (ORDINARY FULLY PAID)	6,082 ✓	\$0.3100	\$1,885.42	0.18%
SQ2 - BLOCK CDI 1:1 (CDI 1:1 FOREIGN EXEMPT NYSE)	21 ✓	\$96.8900	\$2,034.69	0.20%
STO - SANTOS LTD FPO (ORDINARY FULLY PAID)	700 ✓	\$7.5200	\$5,264.00	0.51%
TCL - TRANSURBAN GROUP STAPLED (FULLY PAID ORDINARY/UNITS STAPLED SECURITIES)	1,159 ✓	\$14.2500	\$16,515.75	1.61%
TLS - TELSTRA GROUP FPO (ORDINARY FULLY PAID)	3,363 ✓	\$4.3000	\$14,460.90	1.41%
TON - TRITON MIN LTD FPO (ORDINARY FULLY PAID)	146,666 ✓	\$0.0340	\$4,986.64	0.49%
TWE - TREASURY WINE ESTATE FPO (ORDINARY FULLY PAID)	1,003 ✓	\$11.2300	\$11,263.69	1.10%
VAS - VNGD AUS SHARES ETF UNITS (VANGUARD AUSTRALIAN SHARES INDEX ETF)	1,577 ✓	\$90.0700	\$142,040.39	13.84%
VGS - VNGD INTL SHARES ETF UNITS (VANGUARD MSCI INDEX INTERNATIONAL SHARES ETF)	1,527 ✓	\$106.5400	\$162,686.58	15.85%
VHY - VNGD AUS HIGH YIELD ETF UNITS (VANGUARD AUSTRALIAN SHARES HIGH YIELD ETF)	153 ✓	\$67.6300	\$10,347.39	1.01%
VTI - VISION TECH INC CDI FORUS (CHESS DEPOSITARY INTERESTS 1:1 US PROHIBITED)	4,000 ✓	\$0.2500	\$1,000.00	0.10%
WAM - WAM CAPITAL LIMITED FPO (ORDINARY FULLY PAID)	1,818 ✓	\$1.4950	\$2,717.91	0.26%
WBC - WESTPAC BANKING CORP FPO (ORDINARY FULLY PAID)	1,472 ✓	\$21.3400	\$31,412.48	3.06%
WDS - WOODSIDE ENERGY FPO (ORDINARY FULLY PAID)	1,833 ✓	\$34.4400	\$63,128.52	6.15%
WES - WESFARMERS LIMITED FPO (ORDINARY FULLY PAID)	230 ✓	\$49.3400	\$11,348.20	1.11%
WOW - WOOLWORTHS GROUP LTD FPO (ORDINARY FULLY PAID)	120 ✓	\$39.7300	\$4,767.60	0.46%
WTC - WISETECH GLOBAL LTD FPO (ORDINARY FULLY PAID)	195 ✓	\$79.8100	\$15,562.95	1.52%
YMAX - BETASHARES YIELD MAX TMF UNITS (BETASHARES AUS OP20 EQY YIELD MAX (MANAGED FUND))	2,221 ✓	\$7.5400	\$16,746.34	1.63%
ZIP - ZIP CO LTD.. FPO (ORDINARY FULLY PAID)	5,639 ✓	\$0.4100	\$2,311.99	0.23%
		<b>Sub Total</b>	<b>\$973,487.68</b>	<b>94.83%</b>

Cash Accounts	Portfolio Value	% of Portfolio
CDIA - 06716723354375	\$53,098.53	5.17%
<b>TOTAL</b>	<b>\$1,026,586.21</b>	<b>100.00%</b>

## Transactions

### FLIGHT CENTRE TRAVEL GROUP LIMITED

#### Recent Transactions

#### A&P Cauchi Pty Ltd X\*\*\*\*\*4122

ORD - FULLY PAID ORDINARY SHARES

Date	Transaction	Movement	Running balance
23/02/2023	CHESS DAILY MOVEMENT DOWN	-336 ✓	0
4/07/2022	CHESS DAILY MOVEMENT UP	+336 ✓	336
28/03/2022	CHESS DAILY MOVEMENT DOWN	-336	0
25/10/2021	CHESS DAILY MOVEMENT UP	+200	336
8/10/2021	CHESS DAILY MOVEMENT UP	+136	136

## Transactions

### FLIGHT CENTRE TRAVEL GROUP LIMITED

#### Recent Transactions

#### A & P Cauchi Pty Ltd X\*\*\*\*\*3690

ORD - FULLY PAID ORDINARY SHARES

Date	Transaction	Movement	Running balance
26/04/2023	CHESS DAILY MOVEMENT DOWN	-638 ✓	0 ✓
13/03/2023	2023 SPP ORD ALLOTMENT	+74 ✓	638
29/08/2022	CHESS DAILY MOVEMENT UP	+181 ✓	564
6/10/2021	CHESS DAILY MOVEMENT UP	+183	383
26/02/2021	CHESS DAILY MOVEMENT UP	+200	200

# Transaction History

◀ View: QAN, X\*\*\*\*\*4122 (A&P CAUCHI PTY LTD <A & P CAUCHI S/F A/C>)

Date range from (dd/mm/yyyy) 04/10/2021  to (dd/mm/yyyy) 04/10/2023 

Displaying Transaction History from 04 Oct 2021 to 04 Oct 2023

HIN/SRN EMP ID	Security Code	Date	Transaction	Change	Running Balance
X*****4122	QAN	24/11/2022	Holding Net Movement (CHESS 510)	-700	0
X*****4122	QAN	07/10/2021	Holding Net Movement (CHESS 510)	700	700

Viewing 1 - 2 of 2

All material copyright © 2023 Link Market Services Limited

Ask us now ^

Chat Feedback

## Transactions

### VISIONEERING TECHNOLOGIES, INC

#### Recent Transactions

#### A&P Cauchi Pty Ltd X\*\*\*\*\*4122

#### CHESS DEPOSITARY INTERESTS

Date	Transaction	Movement	Running balance
29/05/2023	CHESS DAILY MOVEMENT DOWN	-2000	0 ✓
21/04/2023	CHESS DAILY MOVEMENT DOWN	-1125	2000
20/04/2023	CHESS DAILY MOVEMENT DOWN	-875	3125
18/08/2021	CHESS DAILY MOVEMENT UP	+4000	4000

## Transactions

### WEBJET LIMITED

#### Recent Transactions

#### A&P Cauchi Pty Ltd X\*\*\*\*\*4122

ORDINARY FULLY PAID SHARES

Date	Transaction	Movement	Running balance
12/01/2023	CHESS DAILY MOVEMENT DOWN	-650	0 ✓
6/10/2021	CHESS DAILY MOVEMENT UP	+650	650

## Transactions

### ADAVALE RESOURCES LIMITED

#### Recent Transactions

#### A & P Cauchi Pty Ltd X\*\*\*\*\*3690

ORDINARY FULLY PAID SHARES

Date	Transaction	Movement	Running balance
28/06/2023	CHESS DAILY MOVEMENT UP	+74406	200000
27/06/2023	CHESS DAILY MOVEMENT UP	+125594	125594
7/06/2023	CHESS DAILY MOVEMENT DOWN	-200000	0
30/05/2023	CHESS DAILY MOVEMENT UP	+200000	200000
5/05/2023	CHESS DAILY MOVEMENT DOWN	-72506	0
4/05/2023	CHESS DAILY MOVEMENT DOWN	-222494	72506
24/02/2023	CHESS DAILY MOVEMENT UP	+190000	295000
23/09/2022	2022 SEPT NRRI ACCEPTANCE	+15000	105000
8/07/2021	CHESS DAILY MOVEMENT UP	+90000	90000
28/06/2021	CHESS DAILY MOVEMENT DOWN	-90000	0
30/11/2020	CHESS DAILY MOVEMENT UP	+90000	90000



---

## Assessable income

There was no assessable income recorded in this period.

---

## Deductions

There were no deductions recorded in this period.

01 Jul 2022 to 30 Jun 2023

Disposals of CGT assets

Capital gain using the different calculation methods

Asset	Tax date	Purchase date	Sale date	Sale quantity	Actual cost \$	Adjusted cost <sup>(a)</sup> \$	Indexed cost \$	Sale proceeds \$	Gross gain \$	Discounted gain <sup>(b)</sup> \$	Indexed gain \$	Other gain \$	CGT gain <sup>(c)</sup> \$	CGT loss \$	CGT exempt gain/loss \$
ADAVALE RESOURCES LIMITED FPO															
<b>ADD</b>															
	29/09/2021	29/09/2021	08/07/2022	60,000	3,919.95	3,919.95	NA	1,612.96	-	NA	NA	NA	NA	-2,306.99	NA
	18/01/2022	18/01/2022	08/07/2022	60,000	3,919.95	3,919.95	NA	1,612.96	-	NA	NA	NA	NA	-2,306.99	NA
	21/01/2022	21/01/2022	08/07/2022	50,000	2,969.95	2,969.95	NA	1,344.13	-	NA	NA	NA	NA	-1,625.82	NA
	12/07/2022	12/07/2022	02/08/2022	94,924	2,194.39	2,194.39	NA	2,827.77	633.38	NA	NA	633.38	633.38	NA	NA
	12/07/2022	12/07/2022	03/08/2022	75,076	1,735.56	1,735.56	NA	2,247.78	512.22	NA	NA	512.22	512.22	NA	NA
	05/08/2022	05/08/2022	25/08/2022	170,000	3,929.95	3,929.95	NA	5,080.05	1,150.10	NA	NA	1,150.10	1,150.10	NA	NA
	09/09/2022	09/09/2022	28/10/2022	100,000	2,911.74	2,911.74	NA	3,280.05	368.31	NA	NA	368.31	368.31	NA	NA
	09/09/2022	09/09/2022	31/03/2023	70,000	2,038.21	2,038.21	NA	972.96	-	NA	NA	NA	NA	-1,065.25	NA
	15/09/2022	23/09/2022	31/03/2023	28,334	566.68	566.68	NA	393.83	-	NA	NA	NA	NA	-172.85	NA
	14/11/2022	14/11/2022	31/03/2023	100,000	2,919.95	2,919.95	NA	1,389.94	-	NA	NA	NA	NA	-1,530.01	NA
<b>ADD totals</b>				808,334	27,106.33	27,106.33	NA	20,762.43	2,664.01	NA	NA	2,664.01	2,664.01	-9,007.91	NA
FLIGHT CENTRE TRAVEL GROUP LIMITED FPO															
<b>FLT</b>															
	30/06/2022	30/06/2022	22/02/2023	336	5,899.95	5,899.95	NA	6,140.23	240.28	NA	NA	240.28	240.28	NA	NA
<b>FLT totals</b>				336	5,899.95	5,899.95	NA	6,140.23	240.28	NA	NA	240.28	240.28	NA	NA
NANOSONICS LIMITED FPO															
<b>NAN</b>															
	31/08/2021	31/08/2021	16/02/2023	605	4,031.10	4,031.10	NA	2,944.55	-	NA	NA	NA	NA	-1,086.55	NA
<b>NAN totals</b>				605	4,031.10	4,031.10	NA	2,944.55	-	NA	NA	NA	NA	-1,086.55	NA
QANTAS AIRWAYS LIMITED FPO															
<b>QAN</b>															
	05/10/2021	05/10/2021	23/11/2022	700	4,023.95	4,023.95	NA	4,313.05	289.10	192.73	NA	NA	192.73	NA	NA
<b>QAN totals</b>				700	4,023.95	4,023.95	NA	4,313.05	289.10	192.73	NA	NA	192.73	NA	NA
BLOCK INC. CDI 1:1 FOREIGN EXEMPT NYSE															
<b>SQZ</b>															
	01/07/2022	01/07/2022	04/01/2023	35	3,127.95	3,127.95	NA	3,355.45	227.50	NA	NA	227.50	227.50	NA	NA
<b>SQZ totals</b>				35	3,127.95	3,127.95	NA	3,355.45	227.50	NA	NA	227.50	227.50	NA	NA
VISIONEERING TECHNOLOGIES INC. CDIS 1:1 US PROHIBITED															
<b>VTI</b>															
	16/08/2021	16/08/2021	19/04/2023	875	896.86	896.86	NA	225.05	-	NA	NA	NA	NA	-671.81	NA
	16/08/2021	16/08/2021	20/04/2023	1,125	1,153.11	1,153.11	NA	315.00	-	NA	NA	NA	NA	-838.11	NA
	16/08/2021	16/08/2021	26/05/2023	2,000	2,049.98	2,049.98	NA	540.05	-	NA	NA	NA	NA	-1,509.93	NA
<b>VTI totals</b>				4,000	4,099.95	4,099.95	NA	1,080.10	-	NA	NA	NA	NA	-3,019.85	NA
WEBJET LIMITED FPO															
<b>WEB</b>															
	04/10/2021	04/10/2021	11/01/2023	650	4,387.95	4,387.95	NA	4,192.05	-	NA	NA	NA	NA	-195.90	NA
<b>WEB totals</b>				650	4,387.95	4,387.95	NA	4,192.05	-	NA	NA	NA	NA	-195.90	NA
ZIP CO LIMITED... FPO															
<b>ZIP</b>															
	17/08/2021	21/04/2022	24/03/2023	550	4,084.45	4,084.45	NA	270.52	-	NA	NA	NA	NA	-3,813.93	NA
	09/03/2022	21/04/2022	24/03/2023	550	913.65	913.65	NA	270.53	-	NA	NA	NA	NA	-643.12	NA



## Disposals of CGT assets continued

Asset ZIP totals	Tax date	Purchase date	Sale date	Sale quantity	Actual cost \$	Adjusted cost (a) \$	Indexed cost \$	Sale proceeds \$	Gross gain \$	Capital gain using the different calculation methods					
										Discounted gain (b) \$	Indexed gain \$	Other gain \$	CGT gain (c) \$	CGT loss \$	CGT exempt gain/loss \$
				1,100	4,998.10	4,998.10	NA	541.05	-	NA	NA	NA	NA	NA	NA
<b>Disposals of CGT asset totals</b>					<b>57,675.28</b>	<b>57,675.28</b>	NA	<b>43,328.91</b>	<b>3,420.89</b>	<b>192.73</b>	NA	<b>3,131.79</b>	<b>3,324.52</b>	<b>-17,767.26</b>	NA

(a) Variances between Adjusted cost and Actual cost

Where the 'Sale proceeds' in respect of the CGT parcel are equal to or less than its reduced cost base, its reduced cost base is disclosed as the adjusted cost; otherwise, its cost base is disclosed as the adjusted cost. For more details, refer to the 'Adjusted cost' subsection in this report.

(b) Gains calculated using discounted method

The capital gain calculated using the discount method, after having applied the 33.33% CGT discount rate appropriate to the tax entity type of this portfolio.

(c) CGT gain calculation method

The CGT gain is calculated based on what is optimal for the disposal method selected. In some cases the indexed gain is used to optimise the use of losses. The CGT gain calculated from a less than optimal method is shown in italics for information purposes only and is excluded from the totals for the portfolio. NA is shown if a calculation method is not applicable.

## Trust CGT distributions

There were no trust CGT distributions within the period.

## Summary of CGT gains/losses

	Total \$	Discounted \$	Indexed \$	Other \$
<b>Losses available to offset</b>				
Carried forward from prior years	-	-	-	-
Current year losses	-17,767.26	-	-	-
<b>Total</b>	<b>-17,767.26</b>			
<b>CGT gains</b>				
Disposals of CGT assets	3,420.89	289.10	-	3,131.79
Trust CGT distributions	-	-	-	-
<b>CGT gain before losses applied</b>	<b>3,420.89</b>	<b>289.10</b>	-	<b>3,131.79</b>
Losses applied	-3,420.89	-289.10	-	-3,131.79
<b>CGT gain after losses applied</b>	<b>-</b>	<b>-</b>	<b>-</b>	<b>-</b>
Discount applied (a)	-	-	NA	NA
<b>Net capital loss</b>	<b>-14,346.37</b>			

(a) The 'CGT gain after losses applied' amount multiplied by a 33.33% CGT discount rate appropriate to the tax entity type of the portfolio.



**Income transactions <sup>(a)</sup>**

There were no income transactions within the period.

**Non-CGT gains/losses**

There were no non-CGT gains/losses within the period.

**Income summary <sup>(a)</sup>**

	Interest	Unfranked	Franked	Franking credits	Other Aust	Gross foreign	Trust cap gains	Gross excl franking credits	Aust Foreign taxes	Foreign taxes withheld	Expenses	Assess non-receiv	Cash	DRP	To be received
Totals for all income	\$ -	\$ -	\$ -	\$ -	\$ -	\$ -	\$ -	\$ -	\$ -	\$ -	\$ -	\$ -	\$ -	\$ -	\$ -

# Stock Holdings



- Accounts
  - Stock Holdings
  - Open Orders
  - Order History
  - Profit & Loss
  - Confirmations
- Statements      Tax Tools

⊗ Open Advanced Search

Group table by:      Sort within table by:

Stock code	Code											CSV	Download
Account	Last	+/-	%	FX Rate	Action	Holdings	Recent buys	Recent sells	Open sells	Cond. orders	Available to sell	Value AUD	
IOU - IOUPAY LIMITED -													
622595	0.041 AUD	0.000	0.00%	1.000	Sell	30,000	0	0	0	0	30,000	1,230.00	
<b>TOTALS</b>						<b>30,000</b>	<b>0</b>	<b>0</b>	<b>0</b>	<b>0</b>	<b>30,000</b>	<b>1,230.00</b>	

Prices in this table are delayed by at least 20 minutes for the following countries: United States, United Kingdom, Hong Kong, Canada, Singapore, France, Netherlands, Belgium, Switzerland, Germany, Japan

BALANCE SINCE  
MAY 26 - 2023

BALANCE  
30/6/2023

## Glossary

- Action**      The available action for the holding.
- FX Rate**      For international holdings, exchange rate back to AUD
- Recent buys**      Unsettled buys completed since 04 Oct 2023.
- Recent sells**      Unsettled sells completed since 04 Oct 2023.
- Open sells**      Total of all sell orders on the market or waiting to be sent to market.
- Cond. orders**      Total number of shares in any active conditional orders. This does not affect the Available to Sell amount until triggered.
- Available to sell**      Holdings + Recent Buys - Recent Sells - Open Sells.  
Overlapping market expected to trade at indicative open price (during pre-open only).