
Rick Wray Superannuation Fund

Reports

Table of Contents

Report Name

Fund Details Report

Trial Balance

General Ledger Audit Trail Report

Bank Account Movement Report

Investment Summary Report

Investment Movement and Returns Report

Investment Allocation

Foreign Cash Reconciliation

Statement of Taxable Income Report

Foreign Income and Expenses Worksheet

Tax Accounting Reconciliation

Realised Capital Gains Report

Unrealised Capital Gains Report

Rick Wray Superannuation Fund

Fund Details Report

Fund Details

Fund Start Date	1 July 2013
Fund Code	RICKWRAY
Name	Rick Wray Superannuation Fund
Previous Name	
Legal Type	SMSF
Is Resident	True
ABN	73 604 177 419
TFN	863103597
SFN	
RSE Registration Number	
RSE Effective Date	

Fund Contact Details

Phone	0299719972
Fax	0299729611
Email	nathan@armstrongadvisory.com.au
URL	www.armstrongadvisory.com.au
Use Physical Address for Mailing	False

Physical Address

Line 1	26 Palomar Parade
Line 2	
Line 3	
Suburb	Freshwater
State	NSW
Postcode	2096
Validate Address	False

Mailing Address

Addressee	
Line 1	Suite 201
Line 2	30 Fisher Road
Line 3	
Suburb	Dee Why
State	NSW
Postcode	2099
Validate Address	False

Trust Deeds

Deed Date	1 July 2013	Date Printed	
Jurisdiction	NSW	Deed Type	Establishment
Trustee Name	Rick Wray Pty Limited		
Deed Source	Not Supplied		
Comments			

Rick Wray Superannuation Fund

Fund Details Report

Fund Investment Returns

Financial Year	Rate Of Return
2022	Not Recorded
2021	Not Recorded
2020	Not Recorded
2019	Not Recorded
2018	Not Recorded
2017	Not Recorded
2016	Not Recorded
2015	Not Recorded
2014	Not Recorded

Corporate Trustee Details

Name	Rick Wray Pty Limited
ABN	
ACN	125706194
TFN	
Contact Details	
Phone	0299719972
Fax	0299729611
Email	nathan@armstrongadvisory.com.au
URL	www.armstrongadvisory.com.au
Preferred Voice Contact	Home
Preferred Written Contact	MailingAddress
Use Physical Address for Mailing	False
Physical Address	
Line 1	26 Palomar Parade
Line 2	
Line 3	
Suburb	Freshwater
State	NSW
Postcode	2096
Validate Address	False
Mailing Address	
Addressee	
Line 1	Suite 201
Line 2	30 Fisher Road
Line 3	
Suburb	Dee Why
State	NSW
Postcode	2099
Validate Address	False

Rick Wray Superannuation Fund

Fund Details Report

Fund Settings

Annual Return Address Default Fund

Fund Policy

Fund Policy Start Date

Fund Policy End Date 30 June 2013

GST

GST Status Non-Registered

GST Status Date

GST Tax Period

Pensions

Segregate for Pension Purposes

Pension Exempt % (Actuarial)

Pension Exempt % (Expenses)

Tax Effect Accounting

Use Tax Effect Accounting False

Capital Loss Provision % 0.00%

Income Loss Provision % 0.00%

Unrealised Gains Provision % 0.00%

Fund Policy

Fund Policy Start Date 1 July 2013

Fund Policy End Date 30 June 2018

GST

GST Status Non-Registered

GST Status Date

GST Tax Period

Pensions

Segregate for Pension Purposes False

Pension Exempt % (Actuarial) 98.83%

Pension Exempt % (Expenses)

Tax Effect Accounting

Use Tax Effect Accounting False

Capital Loss Provision % 0.00%

Income Loss Provision % 0.00%

Unrealised Gains Provision % 0.00%

Fund Policy

Fund Policy Start Date 1 July 2018

Fund Policy End Date

GST

GST Status Non-Registered

GST Status Date

GST Tax Period

Pensions

Segregate for Pension Purposes False

Pension Exempt % (Actuarial) 0.00%

Pension Exempt % (Expenses)

Tax Effect Accounting

Use Tax Effect Accounting False

Capital Loss Provision % 0.00%

Income Loss Provision % 0.00%

Unrealised Gains Provision % 0.00%

Rick Wray Superannuation Fund
Fund Details Report

Bank Accounts

Code and Description	CASH1 - Bendigo Bank 130890874
Account Type	Bank Account
BSB	633-000
Account Number	130890874
Account Name	Rick Wray Pty Limited ATF Rick Wray Superannuation Fund
Operational Account	True
Holding Reference Type	
Holding Reference	
In-House Asset	False

Code and Description	CASH2 - Bendigo Bank #2 1131737355
Account Type	Bank Account
BSB	633-000
Account Number	131737355
Account Name	Rick Wray Pty Limited ATF Rick Wray Superannuation Fund
Operational Account	True
Holding Reference Type	
Holding Reference	
In-House Asset	False

Rick Wray Superannuation Fund

Fund Details Report

Investment Accounts

Code and Description **AGL - AGL Energy Limited.**

Holding Reference Type

Holding Reference

Security Issue Code AGL

Market Type Code LM

Unlisted Security Type Code

In-House Asset False

Code and Description **AMP - AMP Limited**

Holding Reference Type

Holding Reference

Security Issue Code AMP

Market Type Code LM

Unlisted Security Type Code

In-House Asset False

Code and Description **ANN - Ansell Limited**

Holding Reference Type

Holding Reference

Security Issue Code ANN

Market Type Code LM

Unlisted Security Type Code

In-House Asset False

Code and Description **ANZ - Australia And New Zealand Banking Group Limited**

Holding Reference Type

Holding Reference

Security Issue Code ANZ

Market Type Code LM

Unlisted Security Type Code

In-House Asset False

Code and Description **ARX - Arc Exploration Limited**

Holding Reference Type

Holding Reference

Security Issue Code ARX

Market Type Code LM

Unlisted Security Type Code

In-House Asset False

Code and Description **AVN - Aventus Group - Fully Paid Ordinary/Units Stapled Securities**

Holding Reference Type

Holding Reference

Security Issue Code AVN

Market Type Code LM

Unlisted Security Type Code

In-House Asset False

Code and Description **BEN - Bendigo And Adelaide Bank Limited**

Rick Wray Superannuation Fund

Fund Details Report

Holding Reference Type	
Holding Reference	
Security Issue Code	BEN
Market Type Code	LM
Unlisted Security Type Code	
In-House Asset	False
Code and Description	BOQ - Bank Of Queensland Limited.
Holding Reference Type	
Holding Reference	
Security Issue Code	BOQ
Market Type Code	LM
Unlisted Security Type Code	
In-House Asset	False
Code and Description	BSL - Bluescope Steel Limited
Holding Reference Type	
Holding Reference	
Security Issue Code	BSL
Market Type Code	LM
Unlisted Security Type Code	
In-House Asset	False
Code and Description	CBA - Commonwealth Bank Of Australia.
Holding Reference Type	
Holding Reference	
Security Issue Code	CBA
Market Type Code	LM
Unlisted Security Type Code	
In-House Asset	False
Code and Description	CCV - Cash Converters International
Holding Reference Type	
Holding Reference	
Security Issue Code	CCV
Market Type Code	LM
Unlisted Security Type Code	
In-House Asset	False
Code and Description	CYB - Cybg PLC - Cdi 1:1 Foreign Exempt Lse
Holding Reference Type	
Holding Reference	
Security Issue Code	CYB
Market Type Code	LM
Unlisted Security Type Code	
In-House Asset	False
Code and Description	CYM - Cyprium Metals Limited
Holding Reference Type	
Holding Reference	
Security Issue Code	CYM
Market Type Code	LM
Unlisted Security Type Code	
In-House Asset	False

Rick Wray Superannuation Fund

Fund Details Report

Code and Description	EAIT - Everest Alternative Investment Trust
Holding Reference Type	
Holding Reference	
Security Issue Code	EAIT
Market Type Code	UN
Unlisted Security Type Code	UnlistedTrust
In-House Asset	False

Code and Description	FEA - Forest Enterprises Australia Limited
Holding Reference Type	
Holding Reference	
Security Issue Code	FEA
Market Type Code	LM
Unlisted Security Type Code	
In-House Asset	False

Code and Description	GTP - Great Southern Limited
Holding Reference Type	
Holding Reference	
Security Issue Code	GTP
Market Type Code	LM
Unlisted Security Type Code	
In-House Asset	False

Code and Description	HIL - Hills Limited
Holding Reference Type	
Holding Reference	
Security Issue Code	HIL
Market Type Code	LM
Unlisted Security Type Code	
In-House Asset	False

Code and Description	IBA - Iba Health Limited
Holding Reference Type	
Holding Reference	
Security Issue Code	IBA
Market Type Code	LM
Unlisted Security Type Code	
In-House Asset	False

Code and Description	KGN - Kogan.Com Ltd
Holding Reference Type	
Holding Reference	
Security Issue Code	KGN
Market Type Code	LM
Unlisted Security Type Code	
In-House Asset	False

Code and Description	MRM - Mma Offshore Limited
Holding Reference Type	
Holding Reference	
Security Issue Code	MRM
Market Type Code	LM
Unlisted Security Type Code	
In-House Asset	False

Rick Wray Superannuation Fund

Fund Details Report

Code and Description	My Wine Marketing - My Wine Marketing
Holding Reference Type	
Holding Reference	
Security Issue Code	My Wine Marketing
Market Type Code	UN
Unlisted Security Type Code	UnlistedCompany
In-House Asset	False

Code and Description	NAB - National Australia Bank Limited
Holding Reference Type	
Holding Reference	
Security Issue Code	NAB
Market Type Code	LM
Unlisted Security Type Code	
In-House Asset	False

Code and Description	OZL - Oz Minerals Limited
Holding Reference Type	
Holding Reference	
Security Issue Code	OZL
Market Type Code	LM
Unlisted Security Type Code	
In-House Asset	False

Code and Description	PGH - Pact Group Holdings Ltd
Holding Reference Type	
Holding Reference	
Security Issue Code	PGH
Market Type Code	LM
Unlisted Security Type Code	
In-House Asset	False

Code and Description	PLS - Pilbara Minerals Limited
Holding Reference Type	
Holding Reference	
Security Issue Code	PLS
Market Type Code	LM
Unlisted Security Type Code	
In-House Asset	False

Code and Description	QBE - QBE Insurance Group Limited
Holding Reference Type	
Holding Reference	
Security Issue Code	QBE
Market Type Code	LM
Unlisted Security Type Code	
In-House Asset	False

Code and Description	REX - Regional Express Holdings Limited
-----------------------------	--

Rick Wray Superannuation Fund

Fund Details Report

Holding Reference Type	
Holding Reference	
Security Issue Code	REX
Market Type Code	LM
Unlisted Security Type Code	
In-House Asset	False
Code and Description	RNE - Renu Energy Limited
Holding Reference Type	
Holding Reference	
Security Issue Code	RNE
Market Type Code	LM
Unlisted Security Type Code	
In-House Asset	False
Code and Description	SCG - Scentre Group - Fully Paid Ordinary/Units Stapled Securities
Holding Reference Type	
Holding Reference	
Security Issue Code	SCG
Market Type Code	LM
Unlisted Security Type Code	
In-House Asset	False
Code and Description	SDA - Speedcast International Limited
Holding Reference Type	
Holding Reference	
Security Issue Code	SDA
Market Type Code	LM
Unlisted Security Type Code	
In-House Asset	False
Code and Description	SGB - St George Bank Limited
Holding Reference Type	
Holding Reference	
Security Issue Code	SGB
Market Type Code	LM
Unlisted Security Type Code	
In-House Asset	False
Code and Description	SGP - Stockland - Units/Ordinary Fully Paid Stapled Securities
Holding Reference Type	
Holding Reference	
Security Issue Code	SGP
Market Type Code	LM
Unlisted Security Type Code	
In-House Asset	False
Code and Description	SKT_1 - Sky Network Television Limited.
Holding Reference Type	
Holding Reference	
Security Issue Code	SKT
Market Type Code	LM
Unlisted Security Type Code	
In-House Asset	False

Rick Wray Superannuation Fund
Fund Details Report

Code and Description **SRV - Servcorp Limited**

Holding Reference Type
Holding Reference
Security Issue Code SRV
Market Type Code LM
Unlisted Security Type Code
In-House Asset False

Code and Description **SUN - Suncorp Group Limited**

Holding Reference Type
Holding Reference
Security Issue Code SUN
Market Type Code LM
Unlisted Security Type Code
In-House Asset False

Code and Description **VAH - Virgin Australia Holdings Limited**

Holding Reference Type
Holding Reference
Security Issue Code VAH
Market Type Code LM
Unlisted Security Type Code
In-House Asset False

Code and Description **WBC - Westpac Banking Corporation**

Holding Reference Type
Holding Reference
Security Issue Code WBC
Market Type Code LM
Unlisted Security Type Code
In-House Asset False

Rick Wray Superannuation Fund
Fund Details Report

Property Accounts

Code and Description **BELGRAVE - 2/31 Belgrave Street, Manly 2095**

Property Type False
Registered for Land Tax False
In-House Asset False

Address

Line 1 2/31 Belgrave Street
Line 2
Line 3
Suburb Manly
State NSW
Postcode 2095
Validate Address False

Code and Description **FISHER - 201/30 Fisher Road, Dee Why 2099**

Property Type True
Registered for Land Tax True
In-House Asset False

Address

Line 1 201/30 Fisher Road
Line 2
Line 3
Suburb Dee Why
State NSW
Postcode 2099
Validate Address False

Rick Wray Superannuation Fund

Fund Details Report

Member Details

Member Number	1
Title	MR
First Name	Richard
Middle Names	Granville
Family Name	Wray
Gender	Male
Date of Birth	8 October 1956
Date of Death	
Preferred Salutation	
Preferred Name	
Contact Details	
Preferred Voice Contact	Home
Preferred Written Contact	MailingAddress
Home Phone	0299719972
Work Phone	0299719972
Mobile	
Fax	
Direct	
Email	nathan@armstrongadvisory.com.au
Use Physical Address for Mailing	False
Physical Address	
Line 1	26 Palomar Parade
Line 2	
Line 3	
Suburb	Freshwater
State	NSW
Postcode	2096
Validate Address	False
Mailing Address	
Addressee	
Line 1	Suite 201
Line 2	30 Fisher Road
Line 3	
Suburb	Dee Why
State	NSW
Postcode	2099
Validate Address	False
Member Details	
Join Fund Date	1 July 2013
Leave Fund Date	
ESP Start Date	1 July 2013
Australian Resident	False
TFN	126963864
Claim Tax Free Threshold	False
Death Sum Insured	
TPD Sum Insured	
Salary Continuance Sum Insured	

Pension Accounts

Rick Wray Superannuation Fund
Fund Details Report

Pension Account Name **2019 TRIS**
Pension Type AccountBased
Start Date 1 July 2018
Crystallisation Date

Pension Accounts

Pension Account Name **2018 TRIS**
Pension Type AccountBased
Start Date 2 October 2017
Crystallisation Date

Pension Accounts

Pension Account Name **2017 TRIS**
Pension Type AccountBased
Start Date 2 July 2016
Crystallisation Date

Pension Accounts

Pension Account Name **2020 TRIS**
Pension Type AccountBased
Start Date 1 July 2019
Crystallisation Date

Pension Accounts

Pension Account Name **New Pension Account 2020**
Pension Type AccountBased
Start Date 26 June 2021
Crystallisation Date

Rick Wray Superannuation Fund
Fund Details Report

Rick Wray Superannuation Fund
Detailed Trial Balance as at 30 June 2020

Prior Year		Description	Current Year		
Debits	Credits		Quantity	Debits	Credits
INCOME					
-	26,349.81	Contributions - Employer Mr Richard Wray		-	29,359.04
-	6,343.50	Contributions - Member - Personal Non-Concessional Mr Richard Wray		-	-
Realised Capital Gains - Shares in Listed Companies					
-	-	Ansell Limited		-	674.10
-	-	Australia And New Zealand Banking Group Limited		-	3,774.55
-	-	Bendigo And Adelaide Bank Limited		-	991.95
-	-	Bluescope Steel Limited		-	3,927.93
-	-	Cash Converters International		4,155.75	-
-	-	Cybg PLC - Cdi 1:1 Foreign Exempt Lse		233.66	-
-	1,350.26	Kogan.Com Ltd		-	852.58
-	-	National Australia Bank Limited		-	1,849.47
-	-	Oz Minerals Limited		5,237.46	-
-	-	Regional Express Holdings Limited		613.17	-
-	-	Suncorp Group Limited		-	5,009.37
-	-	Westpac Banking Corporation		-	2,036.08
Realised Capital Gains - Shares in Unlisted Companies					
39,940.76	-	My Wine Marketing		-	-
Realised Capital Gains - Stapled Securities					
-	-	Scentre Group - Fully Paid Ordinary/Units Stapled Securities		-	310.10
Distributions - Stapled Securities					
-	493.80	Aventus Group - Fully Paid Ordinary/Units Stapled Securities		-	482.25

Rick Wray Superannuation Fund
Detailed Trial Balance as at 30 June 2020

Prior Year		Description	Current Year		
Debits	Credits		Quantity	Debits	Credits
-	469.68	Scentre Group - Fully Paid Ordinary/Units Stapled Securities		-	-
-	276.00	Stockland - Units/Ordinary Fully Paid Stapled Securities		-	241.00
		Distributions - Units In Unlisted Unit Trusts			
-	-	Everest Alternative Investment Trust		-	25.98
		Dividends - Shares in Listed Companies			
-	475.37	AGL Energy Limited.		-	447.17
-	176.86	AMP Limited		-	-
-	126.38	Ansell Limited		-	-
-	2,731.42	Australia And New Zealand Banking Group Limited		-	2,405.71
-	514.29	Bank Of Queensland Limited.		-	221.43
-	2,600.00	Bendigo And Adelaide Bank Limited		-	1,885.71
-	46.76	Bluescope Steel Limited		-	-
-	571.43	Commonwealth Bank Of Australia.		-	1,231.43
-	87.14	Kogan.Com Ltd		-	-
-	5,657.14	National Australia Bank Limited		-	4,387.14
-	65.72	Oz Minerals Limited		-	-
-	1,000.00	QBE Insurance Group Limited		-	866.60
-	685.71	Regional Express Holdings Limited		-	-
-	296.22	Servcorp Limited		-	247.50
-	7,848.57	Suncorp Group Limited		-	4,946.15
-	6,667.29	Westpac Banking Corporation		-	1,714.29
		Foreign Income - Foreign Dividend - Shares in Listed Companies			
-	27.83	Cybg PLC - Cdi 1:1 Foreign Exempt Lse		-	-

Rick Wray Superannuation Fund
Detailed Trial Balance as at 30 June 2020

Prior Year		Description	Current Year		
Debits	Credits		Quantity	Debits	Credits
		Interest - Cash At Bank			
-	0.96	Bendigo Bank #2 1131737355		-	0.58
-	24.23	Bendigo Bank 130890874		-	5.34
		Rent - Direct Property			
-	22,391.50	2/31 Belgrave Street, Manly 2095		-	22,800.00
-	17,400.00	201/30 Fisher Road, Dee Why 2099		-	17,950.00
-	198.05	ATO Interest Payments		-	-
		EXPENSE			
		Pensions Paid - Mr Richard Wray			
44,780.55	-	2017 TRIS		92,154.52	-
19,940.00	-	2019 TRIS		28,228.15	-
-	-	2020 TRIS		580.00	-
3,850.00	-	Accountancy Fee		2,040.50	-
550.00	-	Auditor Fee		330.00	-
		Bank Fees - Cash At Bank			
13.40	-	Bendigo Bank 130890874		15.20	-
		Depreciation - Capital Allowances - Direct Property			
655.37	-	2/31 Belgrave Street, Manly 2095		401.41	-
630.30	-	201/30 Fisher Road, Dee Why 2099		661.56	-
-	-	Fund Administration Fee		107.00	-
		Property Expenses - Cleaning - Direct Property			
696.15	-	201/30 Fisher Road, Dee Why 2099		1,160.25	-

Rick Wray Superannuation Fund
Detailed Trial Balance as at 30 June 2020

Prior Year		Description	Current Year		
Debits	Credits		Quantity	Debits	Credits
		Property Expenses - Council Rates - Direct Property			
774.57	-	2/31 Belgrave Street, Manly 2095		795.39	-
1,246.56	-	201/30 Fisher Road, Dee Why 2099		1,280.05	-
		Property Expenses - Pest Control - Direct Property			
-	-	2/31 Belgrave Street, Manly 2095		41.80	-
		Property Expenses - Repairs Maintenance - Direct Property			
266.02	-	2/31 Belgrave Street, Manly 2095		3,539.22	-
		Property Expenses - Strata Levy Fee - Direct Property			
4,030.35	-	2/31 Belgrave Street, Manly 2095		5,975.20	-
5,125.25	-	201/30 Fisher Road, Dee Why 2099		4,290.72	-
		Property Expenses - Water Rates - Direct Property			
270.74	-	2/31 Belgrave Street, Manly 2095		280.05	-
56.64	-	201/30 Fisher Road, Dee Why 2099		71.68	-
518.00	-	SMSF Supervisory Levy		-	-
		Decrease in Market Value - Direct Property			
-	655.37	2/31 Belgrave Street, Manly 2095		6,388.97	-
-	630.30	201/30 Fisher Road, Dee Why 2099		1,263.44	-
		Decrease in Market Value - Shares in Listed Companies			
741.00	-	AGL Energy Limited.		888.00	-
1,440.00	-	AMP Limited		265.00	-
68.00	-	Ansell Limited		508.05	-
-	2,430.55	Arc Exploration Limited		-	-
35.85	-	Australia And New Zealand Banking Group Limited		13,382.05	-
330.00	-	Bank Of Queensland Limited.		1,680.00	-

Rick Wray Superannuation Fund
Detailed Trial Balance as at 30 June 2020

Prior Year		Description	Current Year		
Debits	Credits		Quantity	Debits	Credits
-	7,497.05	Bendigo And Adelaide Bank Limited		10,151.90	-
1,740.14	-	Bluescope Steel Limited		4,024.70	-
2,220.00	-	Cash Converters International		-	4,105.80
-	2,484.13	Commonwealth Bank Of Australia.		2,672.00	-
1,105.00	-	Cybg PLC - Cdi 1:1 Foreign Exempt Lse		-	295.00
2,431.51	-	Cyprium Metals Limited		0.24	-
275.00	-	Hills Limited		50.00	-
-	765.03	Kogan.Com Ltd		765.03	-
400.00	-	Mma Offshore Limited		779.95	-
871.95	-	National Australia Bank Limited		17,048.37	-
-	122.00	Oz Minerals Limited		-	5,299.90
-	1,000.05	Pact Group Holdings Ltd		1,200.00	-
4,800.00	-	Pilbara Minerals Limited		4,425.00	-
-	2,926.00	QBE Insurance Group Limited		4,158.00	-
60.00	-	Regional Express Holdings Limited		-	325.90
138.60	-	Renu Energy Limited		90.20	-
-	3,510.00	Servcorp Limited		1,190.00	-
-	-	Sky Network Television Limited.		7,264.95	-
-	-	Speedcast International Limited		1,234.95	-
7,504.00	-	Suncorp Group Limited		25,554.99	-
300.00	-	Virgin Australia Holdings Limited		504.00	-
1,555.70	-	Westpac Banking Corporation		17,690.68	-
		Decrease in Market Value - Shares in Unlisted Companies			
-	34,190.76	My Wine Marketing		-	-

Rick Wray Superannuation Fund
Detailed Trial Balance as at 30 June 2020

Prior Year		Description	Current Year		
Debits	Credits		Quantity	Debits	Credits
		Decrease in Market Value - Stapled Securities			
-	150.00	Aventus Group - Fully Paid Ordinary/Units Stapled Securities		600.00	-
-	7,680.00	Scentre Group - Fully Paid Ordinary/Units Stapled Securities		-	69.95
-	200.00	Stockland - Units/Ordinary Fully Paid Stapled Securities		860.00	-
		Decrease in Market Value - Units In Unlisted Unit Trusts			
2,324.20	-	Everest Alternative Investment Trust		-	-
		INCOME TAX			
11,701.05	-	Income Tax Expense		10,183.95	-
		PROFIT & LOSS CLEARING ACCOUNT			
5,730.50	-	Profit & Loss Clearing Account		-	168,277.16
		ASSETS			
		Direct Property			
900,000.00	-	2/31 Belgrave Street, Manly 2095	1.0000	900,000.00	-
247,253.00	-	201/30 Fisher Road, Dee Why 2099	1.0000	247,253.00	-
		Shares in Listed Companies			
6,003.00	-	AGL Energy Limited.	300.0000	5,115.00	-
2,120.00	-	AMP Limited	1,000.0000	1,855.00	-
5,370.00	-	Ansell Limited		-	-
33,710.95	-	Australia And New Zealand Banking Group Limited	1,000.0000	18,640.00	-
4,765.00	-	Bank Of Queensland Limited.	500.0000	3,085.00	-
31,266.00	-	Bendigo And Adelaide Bank Limited	2,000.0000	14,020.00	-
4,024.70	-	Bluescope Steel Limited		-	-
2,430.00	-	Cash Converters International		-	-

Rick Wray Superannuation Fund
Detailed Trial Balance as at 30 June 2020

Prior Year		Description	Current Year		
Debits	Credits		Quantity	Debits	Credits
16,556.00	-	Commonwealth Bank Of Australia.	200.0000	13,884.00	-
1,710.00	-	Cybg PLC - Cdi 1:1 Foreign Exempt Lse		-	-
1.44	-	Cyprium Metals Limited	8.0000	1.20	-
875.00	-	Hills Limited	5,000.0000	825.00	-
2,375.00	-	Kogan.Com Ltd		-	-
875.00	-	Mma Offshore Limited	15,000.0000	975.00	-
58,784.00	-	National Australia Bank Limited	2,000.0000	36,440.00	-
2,006.00	-	Oz Minerals Limited		-	-
5,580.00	-	Pact Group Holdings Ltd	2,000.0000	4,380.00	-
8,175.00	-	Pilbara Minerals Limited	15,000.0000	3,750.00	-
16,562.00	-	QBE Insurance Group Limited	1,400.0000	12,404.00	-
5,660.00	-	Regional Express Holdings Limited		-	-
125.40	-	Renu Energy Limited	2,200.0000	35.20	-
3,510.00	-	Servcorp Limited	1,000.0000	2,320.00	-
-	-	Sky Network Television Limited.	7,000.0000	980.00	-
-	-	Speedcast International Limited	3,000.0000	2,370.00	-
90,249.00	-	Suncorp Group Limited	4,855.0000	44,811.65	-
1,020.00	-	Virgin Australia Holdings Limited	6,000.0000	516.00	-
46,935.80	-	Westpac Banking Corporation	1,500.0000	26,925.00	-
		Stapled Securities			
6,870.00	-	Aventus Group - Fully Paid Ordinary/Units Stapled Securities	3,000.0000	6,270.00	-
7,680.00	-	Scentre Group - Fully Paid Ordinary/Units Stapled Securities		-	-
4,170.00	-	Stockland - Units/Ordinary Fully Paid Stapled Securities	1,000.0000	3,310.00	-

Rick Wray Superannuation Fund
Detailed Trial Balance as at 30 June 2020

Prior Year		Description	Current Year		
Debits	Credits		Quantity	Debits	Credits
		Units In Unlisted Unit Trusts			
60.75	-	Everest Alternative Investment Trust	1,500.0000	60.75	-
		Cash At Bank			
2,066.12	-	Bendigo Bank #2 1131737355		547.27	-
9,711.67	-	Bendigo Bank 130890874		13,569.22	-
		Receivables - Investment Income Receivable - Distributions			
-	-	Aventus Group - Fully Paid Ordinary/Units Stapled Securities		70.50	-
141.00	-	Stockland - Units/Ordinary Fully Paid Stapled Securities		106.00	-
		LIABILITIES			
-	450.00	Sundry		-	450.00
114.00	-	Income Tax Payable		-	167.51
-	11,701.05	Provision for Income Tax		-	10,183.95
		Withholding Credits - Shares in Listed Companies			
45.00	-	Servcorp Limited		-	-
		Withholding Credits - Stapled Securities			
57.00	-	Aventus Group - Fully Paid Ordinary/Units Stapled Securities		-	-
		Franking Credits - Shares in Listed Companies			
121.37	-	AGL Energy Limited.		114.17	-
36.86	-	AMP Limited		-	-
819.42	-	Australia And New Zealand Banking Group Limited		649.71	-
154.29	-	Bank Of Queensland Limited.		66.43	-
780.00	-	Bendigo And Adelaide Bank Limited		565.71	-
171.43	-	Commonwealth Bank Of Australia.		369.43	-

Rick Wray Superannuation Fund
Detailed Trial Balance as at 30 June 2020

Prior Year		Description	Current Year		
Debits	Credits		Quantity	Debits	Credits
26.14	-	Kogan.Com Ltd		-	-
1,697.14	-	National Australia Bank Limited		1,316.14	-
19.72	-	Oz Minerals Limited		-	-
300.00	-	QBE Insurance Group Limited		138.60	-
205.71	-	Regional Express Holdings Limited		-	-
36.22	-	Servcorp Limited		37.50	-
2,354.57	-	Suncorp Group Limited		1,483.85	-
2,000.19	-	Westpac Banking Corporation		514.29	-
		Franking Credits - Stapled Securities			
26.48	-	Scentre Group - Fully Paid Ordinary/Units Stapled Securities		-	-
2,568.00	-	Income Tax Instalments Paid		774.00	-
MEMBER ENTITLEMENTS					
		Mr Richard Wray			
-	1,105,150.14	2017 TRIS		-	961,388.03
-	393,624.62	2019 TRIS		-	346,746.39
-	-	2020 TRIS		-	27,222.95
-	29,249.56	Accumulation		-	24,389.79
<u>1,709,292.53</u>	<u>1,709,292.53</u>			<u>1,657,565.78</u>	<u>1,657,565.78</u>

Rick Wray Superannuation Fund
General Ledger Audit Trail
For the period from 1 July 2019 to 30 June 2020

Processed Date & User	Date	Description	State	Amount
-----------------------	------	-------------	-------	--------

Income

Investment Gains · Disposal Suspense · Shares in Listed Companies · Ansell Limited

22/09/2021	nathan@armstrongadvisory.com.au	30/07/2019	Listed Security Sale	Accounted	5,536.05	Dr
21/05/2021	li@armstrongadvisory.com.au	30/07/2019	Listed Security Sale	Accounted	5,536.05	Cr

Investment Gains · Disposal Suspense · Shares in Listed Companies · Australia And New Zealand Banking Group Limited

22/09/2021	nathan@armstrongadvisory.com.au	4/07/2019	Listed Security Sale	Accounted	5,463.45	Dr
21/05/2021	li@armstrongadvisory.com.au	4/07/2019	Listed Security Sale	Accounted	5,463.45	Cr

Investment Gains · Disposal Suspense · Shares in Listed Companies · Bendigo And Adelaide Bank Limited

22/09/2021	nathan@armstrongadvisory.com.au	30/07/2019	Listed Security Sale	Accounted	8,086.05	Dr
21/05/2021	li@armstrongadvisory.com.au	30/07/2019	Listed Security Sale	Accounted	8,086.05	Cr

Investment Gains · Disposal Suspense · Shares in Listed Companies · Bluescope Steel Limited

22/09/2021	nathan@armstrongadvisory.com.au	4/07/2019	Listed Security Sale	Accounted	3,927.93	Dr
21/05/2021	li@armstrongadvisory.com.au	4/07/2019	Listed Security Sale	Accounted	3,927.93	Cr

Investment Gains · Disposal Suspense · Shares in Listed Companies · Cash Converters International

22/09/2021	nathan@armstrongadvisory.com.au	4/07/2019	Listed Security Sale	Accounted	2,380.05	Dr
21/05/2021	li@armstrongadvisory.com.au	4/07/2019	Listed Security Sale	Accounted	2,380.05	Cr

Investment Gains · Disposal Suspense · Shares in Listed Companies · Cybg PLC - Cdi 1:1 Foreign Exempt Lse

22/09/2021	nathan@armstrongadvisory.com.au	30/07/2019	Listed Security Sale	Accounted	1,771.34	Dr
21/05/2021	li@armstrongadvisory.com.au	30/07/2019	Listed Security Sale	Accounted	1,771.34	Cr

Investment Gains · Disposal Suspense · Shares in Listed Companies · Kogan.Com Ltd

22/09/2021	nathan@armstrongadvisory.com.au	30/07/2019	Listed Security Sale	Accounted	2,462.55	Dr
21/05/2021	li@armstrongadvisory.com.au	30/07/2019	Listed Security Sale	Accounted	2,462.55	Cr

Investment Gains · Disposal Suspense · Shares in Listed Companies · National Australia Bank Limited

22/09/2021	nathan@armstrongadvisory.com.au	4/07/2019	Listed Security Sale	Accounted	18,810.05	Dr
21/05/2021	li@armstrongadvisory.com.au	4/07/2019	Listed Security Sale	Accounted	18,810.05	Cr

Investment Gains · Disposal Suspense · Shares in Listed Companies · Oz Minerals Limited

22/09/2021	nathan@armstrongadvisory.com.au	30/07/2019	Listed Security Sale	Accounted	2,068.44	Dr
21/05/2021	li@armstrongadvisory.com.au	30/07/2019	Listed Security Sale	Accounted	2,068.44	Cr

Investment Gains · Disposal Suspense · Shares in Listed Companies · Regional Express Holdings Limited

22/09/2021	nathan@armstrongadvisory.com.au	4/07/2019	Listed Security Sale	Accounted	5,372.73	Dr
21/05/2021	li@armstrongadvisory.com.au	4/07/2019	Listed Security Sale	Accounted	5,372.73	Cr

Investment Gains · Disposal Suspense · Shares in Listed Companies · Suncorp Group Limited

Rick Wray Superannuation Fund
General Ledger Audit Trail
For the period from 1 July 2019 to 30 June 2020

Processed Date & User	Date	Description	State	Amount	
Income					
Investment Gains · Disposal Suspense · Shares in Listed Companies · Suncorp Group Limited					
22/09/2021	nathan@armstrongadvisory.com.au	4/07/2019	Listed Security Sale	Accounted	22,941.73 Dr
21/05/2021	li@armstrongadvisory.com.au	4/07/2019	Listed Security Sale	Accounted	22,941.73 Cr
Investment Gains · Disposal Suspense · Shares in Listed Companies · Westpac Banking Corporation					
22/09/2021	nathan@armstrongadvisory.com.au	4/07/2019	Listed Security Sale	Accounted	4,356.20 Dr
21/05/2021	li@armstrongadvisory.com.au	4/07/2019	Listed Security Sale	Accounted	4,356.20 Cr
Investment Gains · Disposal Suspense · Stapled Securities · Scentre Group - Fully Paid Ordinary · Units Stapled Security					
22/09/2021	nathan@armstrongadvisory.com.au	4/07/2019	Listed Security Sale	Accounted	8,060.05 Dr
21/05/2021	li@armstrongadvisory.com.au	4/07/2019	Listed Security Sale	Accounted	8,060.05 Cr
Investment Gains · Realised Capital Gains · Shares in Listed Companies · Ansell Limited					
22/09/2021	nathan@armstrongadvisory.com.au	30/07/2019	Listed Security Sale	Accounted	674.10 Cr
Investment Gains · Realised Capital Gains · Shares in Listed Companies · Australia And New Zealand Banking Group Limited					
22/09/2021	nathan@armstrongadvisory.com.au	4/07/2019	Listed Security Sale	Accounted	3,774.55 Cr
Investment Gains · Realised Capital Gains · Shares in Listed Companies · Bendigo And Adelaide Bank Limited					
22/09/2021	nathan@armstrongadvisory.com.au	30/07/2019	Listed Security Sale	Accounted	991.95 Cr
Investment Gains · Realised Capital Gains · Shares in Listed Companies · Bluescope Steel Limited					
22/09/2021	nathan@armstrongadvisory.com.au	4/07/2019	Listed Security Sale	Accounted	3,927.93 Cr
Investment Gains · Realised Capital Gains · Shares in Listed Companies · Cash Converters International					
22/09/2021	nathan@armstrongadvisory.com.au	4/07/2019	Listed Security Sale	Accounted	4,155.75 Dr
Investment Gains · Realised Capital Gains · Shares in Listed Companies · Cybg PLC - Cdi 1:1 Foreign Exempt Lse					
22/09/2021	nathan@armstrongadvisory.com.au	30/07/2019	Listed Security Sale	Accounted	233.66 Dr
Investment Gains · Realised Capital Gains · Shares in Listed Companies · Kogan.Com Ltd					
22/09/2021	nathan@armstrongadvisory.com.au	30/07/2019	Listed Security Sale	Accounted	852.58 Cr
Investment Gains · Realised Capital Gains · Shares in Listed Companies · National Australia Bank Limited					
22/09/2021	nathan@armstrongadvisory.com.au	4/07/2019	Listed Security Sale	Accounted	1,849.47 Cr
Investment Gains · Realised Capital Gains · Shares in Listed Companies · Oz Minerals Limited					
22/09/2021	nathan@armstrongadvisory.com.au	30/07/2019	Listed Security Sale	Accounted	5,237.46 Dr
Investment Gains · Realised Capital Gains · Shares in Listed Companies · Regional Express Holdings Limited					
22/09/2021	nathan@armstrongadvisory.com.au	4/07/2019	Listed Security Sale	Accounted	613.17 Dr
Investment Gains · Realised Capital Gains · Shares in Listed Companies · Suncorp Group Limited					
22/09/2021	nathan@armstrongadvisory.com.au	4/07/2019	Listed Security Sale	Accounted	5,009.37 Cr
Investment Gains · Realised Capital Gains · Shares in Listed Companies · Westpac Banking Corporation					

Rick Wray Superannuation Fund
General Ledger Audit Trail
For the period from 1 July 2019 to 30 June 2020

Processed Date & User	Date	Description	State	Amount	
Income					
Investment Gains · Realised Capital Gains · Shares in Listed Companies · Westpac Banking Corporation					
22/09/2021	nathan@armstrongadvisory.com.au	4/07/2019	Listed Security Sale	Accounted	2,036.08 Cr
Investment Gains · Realised Capital Gains · Stapled Securities · Scentre Group - Fully Paid Ordinary · Units Stapled Sec					
22/09/2021	nathan@armstrongadvisory.com.au	4/07/2019	Listed Security Sale	Accounted	310.10 Cr
Investment Income · Distributions · Stapled Securities · Aventus Group - Fully Paid Ordinary · Units Stapled Securities					
25/05/2021	li@armstrongadvisory.com.au	30/08/2019	CMC Market	Accounted	125.40 Cr
13/01/2020	Income Announcement	27/09/2019	AVN EST 4.22C; DRP	Accounted	126.60 Cr
21/05/2021	li@armstrongadvisory.com.au	20/02/2020	DIV AVN	Accounted	127.80 Cr
21/05/2021	li@armstrongadvisory.com.au	20/05/2020	DIV AVN	Accounted	31.95 Cr
25/05/2021	li@armstrongadvisory.com.au	30/06/2020	Investment Income	Accounted	70.50 Cr
Investment Income · Distributions · Stapled Securities · Stockland - Units · Ordinary Fully Paid Stapled Securities					
17/05/2021	li@armstrongadvisory.com.au	28/02/2020	DEBENTURE FEB20/00826053 STOCKLAND LTD 095698	Accounted	135.00 Cr
25/05/2021	li@armstrongadvisory.com.au	30/06/2020	Investment Income	Accounted	106.00 Cr
Investment Income · Distributions · Units In Unlisted Unit Trusts · Everest Alternative Investment Trust					
17/05/2021	li@armstrongadvisory.com.au	26/06/2020	DIRECT CREDIT 061446 EAIT Dist N One Registry Ser 09	Accounted	25.98 Cr
Investment Income · Dividends · Shares in Listed Companies · AGL Energy Limited.					
25/05/2021	li@armstrongadvisory.com.au	20/09/2019	DIVIDEND 001233326995 AGL FNL DIV 0923853334	Accounted	257.83 Cr
25/05/2021	li@armstrongadvisory.com.au	27/03/2020	DIVIDEND 001239719885 AGL ITM DIV 0962918158	Accounted	189.34 Cr
Investment Income · Dividends · Shares in Listed Companies · Australia And New Zealand Banking Group Limited					
2/07/2019	Auto Transaction Rules - Modified by li@armstrongadvisory.com.au	1/07/2019	DIVIDEND A067/00589790 ANZ DIVIDEND 0906122413	Accounted	1,365.71 Cr
19/12/2019	Auto Transaction Rules - Modified by li@armstrongadvisory.com.au	18/12/2019	DIVIDEND A068/00586275 ANZ DIVIDEND 0942374770	Accounted	1,040.00 Cr
Investment Income · Dividends · Shares in Listed Companies · Bank Of Queensland Limited.					
25/05/2021	li@armstrongadvisory.com.au	27/11/2019	DIV BOQ	Accounted	221.43 Cr
Investment Income · Dividends · Shares in Listed Companies · Bendigo And Adelaide Bank Limited					
13/01/2020	Income Announcement	30/09/2019	BEN 35C FRANKED@30%;DRP NIL DIS;BSP NIL DIS	Accounted	1,000.00 Cr
25/05/2021	li@armstrongadvisory.com.au	31/03/2020	DIVIDEND S00099257512 N Bendigo 0963452407	Accounted	885.71 Cr
Investment Income · Dividends · Shares in Listed Companies · Commonwealth Bank Of Australia.					
21/05/2021	li@armstrongadvisory.com.au	26/09/2019	CBA DIV	Accounted	660.00 Cr
21/05/2021	li@armstrongadvisory.com.au	31/03/2020	CBA DIV	Accounted	571.43 Cr
Investment Income · Dividends · Shares in Listed Companies · National Australia Bank Limited					
13/01/2020	Income Announcement	3/07/2019	NAB 83C FR@ 30%; DRP; BSP NIL DISCOUNT	Accounted	2,608.57 Cr

Rick Wray Superannuation Fund
General Ledger Audit Trail
For the period from 1 July 2019 to 30 June 2020

Processed Date & User	Date	Description	State	Amount
-----------------------	------	-------------	-------	--------

Income

Investment Income · Dividends · Shares in Listed Companies · National Australia Bank Limited

17/05/2021	li@armstrongadvisory.com.au	12/12/2019	DIVIDEND DV202/00509573 NAB FINAL DIV 0941219396	Accounted	1,778.57	Cr
------------	-----------------------------	------------	--	-----------	----------	----

Investment Income · Dividends · Shares in Listed Companies · QBE Insurance Group Limited

5/10/2019	Auto Transaction Rules - Modified by li@armstrongadvisory.com.au	4/10/2019	DIVIDEND 19FPA/00831795 QBE DIVIDEND 0926819877	Accounted	440.00	Cr
-----------	--	-----------	---	-----------	--------	----

13/04/2020	Auto Transaction Rules - Modified by li@armstrongadvisory.com.au	9/04/2020	DIVIDEND FPA20/00828829 QBE DIVIDEND 0965770470	Accounted	426.60	Cr
------------	--	-----------	---	-----------	--------	----

Investment Income · Dividends · Shares in Listed Companies · Servcorp Limited

21/05/2021	li@armstrongadvisory.com.au	2/10/2019	SERVCORP DIV	Accounted	125.71	Cr
21/05/2021	li@armstrongadvisory.com.au	2/04/2020	SERVCORP DIV	Accounted	121.79	Cr

Investment Income · Dividends · Shares in Listed Companies · Suncorp Group Limited

17/05/2021	li@armstrongadvisory.com.au	25/09/2019	DIVIDEND 001231581452 N SUN FINAL DIV 0924537656	Accounted	3,142.86	Cr
17/05/2021	li@armstrongadvisory.com.au	31/03/2020	DIVIDEND 001237882687 N SUN INTERIM DIV 09634952	Accounted	1,803.29	Cr

Investment Income · Dividends · Shares in Listed Companies · Westpac Banking Corporation

21/12/2019	Auto Transaction Rules	20/12/2019	DIVIDEND 001235852208 WBC DIVIDEND 0943217747	Accounted	1,714.29	Cr
------------	------------------------	------------	---	-----------	----------	----

Investment Income · Interest · Cash At Bank · Bendigo Bank #2 1131737355

21/05/2021	li@armstrongadvisory.com.au	1/08/2019	interest	Accounted	0.40	Cr
21/05/2021	li@armstrongadvisory.com.au	1/09/2019	interest	Accounted	0.18	Cr

Investment Income · Interest · Cash At Bank · Bendigo Bank 130890874

2/07/2019	Auto Transaction Rules	1/07/2019	INTEREST	Accounted	0.73	Cr
2/08/2019	Auto Transaction Rules	1/08/2019	INTEREST	Accounted	0.70	Cr
2/09/2019	Auto Transaction Rules	1/09/2019	INTEREST	Accounted	0.88	Cr
2/10/2019	Auto Transaction Rules	1/10/2019	INTEREST	Accounted	0.63	Cr
2/11/2019	Auto Transaction Rules	1/11/2019	INTEREST	Accounted	0.76	Cr
2/12/2019	Auto Transaction Rules	1/12/2019	INTEREST	Accounted	0.37	Cr
2/01/2020	Auto Transaction Rules	1/01/2020	INTEREST	Accounted	0.59	Cr
2/02/2020	Auto Transaction Rules	1/02/2020	INTEREST	Accounted	0.47	Cr
2/03/2020	Auto Transaction Rules	1/03/2020	INTEREST	Accounted	0.17	Cr
3/04/2020	Auto Transaction Rules	1/04/2020	INTEREST	Accounted	0.04	Cr

Investment Income · Rent · Direct Property · 2 · 31 Belgrave Street, Manly 2095

17/06/2021	li@armstrongadvisory.com.au	30/06/2020	Rental Statement	Accounted	22,800.00	Cr
------------	-----------------------------	------------	------------------	-----------	-----------	----

Investment Income · Rent · Direct Property · 201 · 30 Fisher Road, Dee Why 2099

2/07/2019	Auto Transaction Rules	1/07/2019	Rent	Accounted	1,450.00	Cr
21/05/2021	li@armstrongadvisory.com.au	1/08/2019	DIRECT CREDIT AA Suite 201 Rent ARMSTRONG ADVIS	Accounted	1,500.00	Cr
21/05/2021	li@armstrongadvisory.com.au	2/09/2019	DIRECT CREDIT AA Suite 201 Rent ARMSTRONG ADVIS	Accounted	1,500.00	Cr
21/05/2021	li@armstrongadvisory.com.au	1/10/2019	DIRECT CREDIT AA Suite 201 Rent ARMSTRONG ADVIS	Accounted	1,500.00	Cr

Rick Wray Superannuation Fund
General Ledger Audit Trail
For the period from 1 July 2019 to 30 June 2020

Processed Date & User	Date	Description	State	Amount
-----------------------	------	-------------	-------	--------

Income

Investment Income · Rent · Direct Property · 201 · 30 Fisher Road, Dee Why 2099

21/05/2021	li@armstrongadvisory.com.au	1/11/2019	DIRECT CREDIT AA Suite 201 Rent ARMSTRONG ADVIS	Accounted	1,500.00	Cr
21/05/2021	li@armstrongadvisory.com.au	2/12/2019	DIRECT CREDIT AA Suite 201 Rent ARMSTRONG ADVIS	Accounted	1,500.00	Cr
21/05/2021	li@armstrongadvisory.com.au	2/01/2020	DIRECT CREDIT AA Suite 201 Rent ARMSTRONG ADVIS	Accounted	1,500.00	Cr
21/05/2021	li@armstrongadvisory.com.au	3/02/2020	DIRECT CREDIT AA Suite 201 Rent ARMSTRONG ADVIS	Accounted	1,500.00	Cr
21/05/2021	li@armstrongadvisory.com.au	2/03/2020	DIRECT CREDIT AA Suite 201 Rent ARMSTRONG ADVIS	Accounted	1,500.00	Cr
21/05/2021	li@armstrongadvisory.com.au	1/04/2020	DIRECT CREDIT AA Suite 201 Rent ARMSTRONG ADVIS	Accounted	1,500.00	Cr
21/05/2021	li@armstrongadvisory.com.au	1/05/2020	DIRECT CREDIT AA Suite 201 Rent ARMSTRONG ADVIS	Accounted	1,500.00	Cr
21/05/2021	li@armstrongadvisory.com.au	1/06/2020	DIRECT CREDIT AA Suite 201 Rent ARMSTRONG ADVIS	Accounted	1,500.00	Cr

Member Receipts · Contributions · Employer · Mr Richard Wray

28/08/2019	Auto Transaction Rules	27/08/2019	DIRECT CREDIT NBC SUPER NORTHERN BEACHES 09	Accounted	2,633.05	Cr
27/09/2019	Auto Transaction Rules	26/09/2019	DIRECT CREDIT NBC SUPER NORTHERN BEACHES 09	Accounted	1,948.35	Cr
25/10/2019	Auto Transaction Rules	24/10/2019	DIRECT CREDIT NBC SUPER NORTHERN BEACHES 09	Accounted	2,637.72	Cr
27/11/2019	Auto Transaction Rules	26/11/2019	DIRECT CREDIT NBC SUPER NORTHERN BEACHES 09	Accounted	2,476.69	Cr
13/12/2019	Auto Transaction Rules	12/12/2019	DIRECT CREDIT NBC SUPER NORTHERN BEACHES 09	Accounted	2,492.95	Cr
29/01/2020	Auto Transaction Rules	28/01/2020	DIRECT CREDIT NBC SUPER NORTHERN BEACHES 09	Accounted	2,443.76	Cr
28/02/2020	Auto Transaction Rules	27/02/2020	DIRECT CREDIT NBC SUPER NORTHERN BEACHES 09	Accounted	2,199.74	Cr
24/04/2020	Auto Transaction Rules	23/04/2020	DIRECT CREDIT NBC SUPER NORTHERN BEACHES 09	Accounted	4,969.78	Cr
29/05/2020	Auto Transaction Rules	28/05/2020	DIRECT CREDIT NBC SUPER NORTHERN BEACHES 09	Accounted	2,653.40	Cr
25/06/2020	Auto Transaction Rules	24/06/2020	DIRECT CREDIT NBC SUPER NORTHERN BEACHES 09	Accounted	4,903.60	Cr

Expenses

Investment Losses · Decrease in Market Value · Direct Property · 2 · 31 Belgrave Street, Manly 2095

22/09/2021	nathan@armstrongadvisory.com.au	30/06/2020	Market Value Adjustment	Accounted	6,388.97	Dr
------------	---------------------------------	------------	-------------------------	-----------	----------	----

Investment Losses · Decrease in Market Value · Direct Property · 201 · 30 Fisher Road, Dee Why 2099

22/09/2021	nathan@armstrongadvisory.com.au	30/06/2020	Market Value Adjustment	Accounted	1,263.44	Dr
------------	---------------------------------	------------	-------------------------	-----------	----------	----

Investment Losses · Decrease in Market Value · Shares in Listed Companies · AGL Energy Limited.

22/09/2021	nathan@armstrongadvisory.com.au	30/06/2020	Market Value Adjustment	Accounted	888.00	Dr
------------	---------------------------------	------------	-------------------------	-----------	--------	----

Investment Losses · Decrease in Market Value · Shares in Listed Companies · AMP Limited

22/09/2021	nathan@armstrongadvisory.com.au	30/06/2020	Market Value Adjustment	Accounted	265.00	Dr
------------	---------------------------------	------------	-------------------------	-----------	--------	----

Investment Losses · Decrease in Market Value · Shares in Listed Companies · Ansell Limited

22/09/2021	nathan@armstrongadvisory.com.au	30/06/2020	Market Value Adjustment	Accounted	508.05	Dr
------------	---------------------------------	------------	-------------------------	-----------	--------	----

Investment Losses · Decrease in Market Value · Shares in Listed Companies · Australia And New Zealand Banking Group

22/09/2021	nathan@armstrongadvisory.com.au	30/06/2020	Market Value Adjustment	Accounted	13,382.05	Dr
------------	---------------------------------	------------	-------------------------	-----------	-----------	----

Investment Losses · Decrease in Market Value · Shares in Listed Companies · Bank Of Queensland Limited.

22/09/2021	nathan@armstrongadvisory.com.au	30/06/2020	Market Value Adjustment	Accounted	1,680.00	Dr
------------	---------------------------------	------------	-------------------------	-----------	----------	----

Rick Wray Superannuation Fund
General Ledger Audit Trail
For the period from 1 July 2019 to 30 June 2020

Processed Date & User	Date	Description	State	Amount
-----------------------	------	-------------	-------	--------

Expenses

Investment Losses · Decrease in Market Value · Shares in Listed Companies · Bendigo And Adelaide Bank Limited

22/09/2021	nathan@armstrongadvisory.com.au	30/06/2020	Market Value Adjustment	Accounted	10,151.90	Dr
------------	---------------------------------	------------	-------------------------	-----------	-----------	----

Investment Losses · Decrease in Market Value · Shares in Listed Companies · Bluescope Steel Limited

22/09/2021	nathan@armstrongadvisory.com.au	30/06/2020	Market Value Adjustment	Accounted	4,024.70	Dr
------------	---------------------------------	------------	-------------------------	-----------	----------	----

Investment Losses · Decrease in Market Value · Shares in Listed Companies · Cash Converters International

22/09/2021	nathan@armstrongadvisory.com.au	30/06/2020	Market Value Adjustment	Accounted	4,105.80	Cr
------------	---------------------------------	------------	-------------------------	-----------	----------	----

Investment Losses · Decrease in Market Value · Shares in Listed Companies · Commonwealth Bank Of Australia.

22/09/2021	nathan@armstrongadvisory.com.au	30/06/2020	Market Value Adjustment	Accounted	2,672.00	Dr
------------	---------------------------------	------------	-------------------------	-----------	----------	----

Investment Losses · Decrease in Market Value · Shares in Listed Companies · Cybg PLC - Cdi 1:1 Foreign Exempt Lse

22/09/2021	nathan@armstrongadvisory.com.au	30/06/2020	Market Value Adjustment	Accounted	295.00	Cr
------------	---------------------------------	------------	-------------------------	-----------	--------	----

Investment Losses · Decrease in Market Value · Shares in Listed Companies · Cyprium Metals Limited

22/09/2021	nathan@armstrongadvisory.com.au	30/06/2020	Market Value Adjustment	Accounted	0.24	Dr
------------	---------------------------------	------------	-------------------------	-----------	------	----

Investment Losses · Decrease in Market Value · Shares in Listed Companies · Hills Limited

22/09/2021	nathan@armstrongadvisory.com.au	30/06/2020	Market Value Adjustment	Accounted	50.00	Dr
------------	---------------------------------	------------	-------------------------	-----------	-------	----

Investment Losses · Decrease in Market Value · Shares in Listed Companies · Kogan.Com Ltd

22/09/2021	nathan@armstrongadvisory.com.au	30/06/2020	Market Value Adjustment	Accounted	765.03	Dr
------------	---------------------------------	------------	-------------------------	-----------	--------	----

Investment Losses · Decrease in Market Value · Shares in Listed Companies · Mma Offshore Limited

22/09/2021	nathan@armstrongadvisory.com.au	30/06/2020	Market Value Adjustment	Accounted	779.95	Dr
------------	---------------------------------	------------	-------------------------	-----------	--------	----

Investment Losses · Decrease in Market Value · Shares in Listed Companies · National Australia Bank Limited

22/09/2021	nathan@armstrongadvisory.com.au	30/06/2020	Market Value Adjustment	Accounted	17,048.37	Dr
------------	---------------------------------	------------	-------------------------	-----------	-----------	----

Investment Losses · Decrease in Market Value · Shares in Listed Companies · Oz Minerals Limited

22/09/2021	nathan@armstrongadvisory.com.au	30/06/2020	Market Value Adjustment	Accounted	5,299.90	Cr
------------	---------------------------------	------------	-------------------------	-----------	----------	----

Investment Losses · Decrease in Market Value · Shares in Listed Companies · Pact Group Holdings Ltd

22/09/2021	nathan@armstrongadvisory.com.au	30/06/2020	Market Value Adjustment	Accounted	1,200.00	Dr
------------	---------------------------------	------------	-------------------------	-----------	----------	----

Investment Losses · Decrease in Market Value · Shares in Listed Companies · Pilbara Minerals Limited

22/09/2021	nathan@armstrongadvisory.com.au	30/06/2020	Market Value Adjustment	Accounted	4,425.00	Dr
------------	---------------------------------	------------	-------------------------	-----------	----------	----

Investment Losses · Decrease in Market Value · Shares in Listed Companies · QBE Insurance Group Limited

22/09/2021	nathan@armstrongadvisory.com.au	30/06/2020	Market Value Adjustment	Accounted	4,158.00	Dr
------------	---------------------------------	------------	-------------------------	-----------	----------	----

Investment Losses · Decrease in Market Value · Shares in Listed Companies · Regional Express Holdings Limited

22/09/2021	nathan@armstrongadvisory.com.au	30/06/2020	Market Value Adjustment	Accounted	325.90	Cr
------------	---------------------------------	------------	-------------------------	-----------	--------	----

Investment Losses · Decrease in Market Value · Shares in Listed Companies · Renu Energy Limited

22/09/2021	nathan@armstrongadvisory.com.au	30/06/2020	Market Value Adjustment	Accounted	90.20	Dr
------------	---------------------------------	------------	-------------------------	-----------	-------	----

Rick Wray Superannuation Fund
General Ledger Audit Trail
For the period from 1 July 2019 to 30 June 2020

Processed Date & User	Date	Description	State	Amount
-----------------------	------	-------------	-------	--------

Expenses

Investment Losses · Decrease in Market Value · Shares in Listed Companies · Servcorp Limited

22/09/2021	nathan@armstrongadvisory.com.au	30/06/2020	Market Value Adjustment	Accounted	1,190.00	Dr
------------	---------------------------------	------------	-------------------------	-----------	----------	----

Investment Losses · Decrease in Market Value · Shares in Listed Companies · Sky Network Television Limited.

22/09/2021	nathan@armstrongadvisory.com.au	30/06/2020	Market Value Adjustment	Accounted	7,264.95	Dr
------------	---------------------------------	------------	-------------------------	-----------	----------	----

Investment Losses · Decrease in Market Value · Shares in Listed Companies · Speedcast International Limited

22/09/2021	nathan@armstrongadvisory.com.au	30/06/2020	Market Value Adjustment	Accounted	1,234.95	Dr
------------	---------------------------------	------------	-------------------------	-----------	----------	----

Investment Losses · Decrease in Market Value · Shares in Listed Companies · Suncorp Group Limited

22/09/2021	nathan@armstrongadvisory.com.au	30/06/2020	Market Value Adjustment	Accounted	25,554.99	Dr
------------	---------------------------------	------------	-------------------------	-----------	-----------	----

Investment Losses · Decrease in Market Value · Shares in Listed Companies · Virgin Australia Holdings Limited

22/09/2021	nathan@armstrongadvisory.com.au	30/06/2020	Market Value Adjustment	Accounted	504.00	Dr
------------	---------------------------------	------------	-------------------------	-----------	--------	----

Investment Losses · Decrease in Market Value · Shares in Listed Companies · Westpac Banking Corporation

22/09/2021	nathan@armstrongadvisory.com.au	30/06/2020	Market Value Adjustment	Accounted	17,690.68	Dr
------------	---------------------------------	------------	-------------------------	-----------	-----------	----

Investment Losses · Decrease in Market Value · Stapled Securities · Aventus Group - Fully Paid Ordinary · Units Stapled

22/09/2021	nathan@armstrongadvisory.com.au	30/06/2020	Market Value Adjustment	Accounted	600.00	Dr
------------	---------------------------------	------------	-------------------------	-----------	--------	----

Investment Losses · Decrease in Market Value · Stapled Securities · Scentre Group - Fully Paid Ordinary · Units Stapled

22/09/2021	nathan@armstrongadvisory.com.au	30/06/2020	Market Value Adjustment	Accounted	69.95	Cr
------------	---------------------------------	------------	-------------------------	-----------	-------	----

Investment Losses · Decrease in Market Value · Stapled Securities · Stockland - Units · Ordinary Fully Paid Stapled Sec

22/09/2021	nathan@armstrongadvisory.com.au	30/06/2020	Market Value Adjustment	Accounted	860.00	Dr
------------	---------------------------------	------------	-------------------------	-----------	--------	----

Member Payments · Pensions Paid · Mr Richard Wray · 2017 TRIS

25/05/2021	li@armstrongadvisory.com.au	11/07/2019	Pension Drawdown - Gross	Accounted	43,488.58	Dr
------------	-----------------------------	------------	--------------------------	-----------	-----------	----

25/05/2021	li@armstrongadvisory.com.au	6/08/2019	Pension Drawdown - Gross	Accounted	9,685.00	Dr
------------	-----------------------------	-----------	--------------------------	-----------	----------	----

25/05/2021	li@armstrongadvisory.com.au	27/08/2019	Pension Drawdown - Gross	Accounted	10,000.00	Dr
------------	-----------------------------	------------	--------------------------	-----------	-----------	----

17/06/2021	li@armstrongadvisory.com.au	5/03/2020	Pension Drawdown - Gross	Accounted	6,845.10	Dr
------------	-----------------------------	-----------	--------------------------	-----------	----------	----

17/06/2021	nathan@armstrongadvisory.com.au	30/06/2020	Pension Drawdown - Gross	Accounted	22,135.84	Dr
------------	---------------------------------	------------	--------------------------	-----------	-----------	----

Member Payments · Pensions Paid · Mr Richard Wray · 2019 TRIS

25/05/2021	li@armstrongadvisory.com.au	11/07/2019	Pension Drawdown - Gross	Accounted	16,511.42	Dr
------------	-----------------------------	------------	--------------------------	-----------	-----------	----

17/06/2021	li@armstrongadvisory.com.au	5/03/2020	Pension Drawdown - Gross	Accounted	1,445.90	Dr
------------	-----------------------------	-----------	--------------------------	-----------	----------	----

17/06/2021	nathan@armstrongadvisory.com.au	30/06/2020	Pension Drawdown - Gross	Accounted	10,270.83	Dr
------------	---------------------------------	------------	--------------------------	-----------	-----------	----

Member Payments · Pensions Paid · Mr Richard Wray · 2020 TRIS

17/06/2021	nathan@armstrongadvisory.com.au	30/06/2020	Pension Drawdown - Gross	Accounted	580.00	Dr
------------	---------------------------------	------------	--------------------------	-----------	--------	----

Other Expenses · Accountancy Fee

17/05/2021	li@armstrongadvisory.com.au	8/07/2019	PAY ANYONE 0157827271Armstrong WBC453911 ASIC Ic	Accounted	77.00	Dr
------------	-----------------------------	-----------	--	-----------	-------	----

Rick Wray Superannuation Fund
General Ledger Audit Trail
For the period from 1 July 2019 to 30 June 2020

Processed Date & User	Date	Description	State	Amount
-----------------------	------	-------------	-------	--------

Expenses

Other Expenses · Accountancy Fee

17/05/2021	li@armstrongadvisory.com.au	5/05/2020	OSKO PAYMENT Armstrong Advisory G RICKWSF April 20	Accounted	1,963.50	Dr
------------	-----------------------------	-----------	--	-----------	----------	----

Other Expenses · Auditor Fee

17/05/2021	li@armstrongadvisory.com.au	29/06/2020	OSKO PAYMENT Armstrong Advisory G Super Audit	Accounted	330.00	Dr
------------	-----------------------------	------------	---	-----------	--------	----

Other Expenses · Bank Fees · Cash At Bank · Bendigo Bank 130890874

2/07/2019	Auto Transaction Rules	1/07/2019	TRANSACTION FEES CHARGED	Accounted	1.60	Dr
2/08/2019	Auto Transaction Rules	1/08/2019	TRANSACTION FEES CHARGED	Accounted	2.80	Dr
2/09/2019	Auto Transaction Rules	1/09/2019	TRANSACTION FEES CHARGED	Accounted	1.60	Dr
2/11/2019	Auto Transaction Rules	1/11/2019	TRANSACTION FEES CHARGED	Accounted	2.00	Dr
2/12/2019	Auto Transaction Rules	1/12/2019	TRANSACTION FEES CHARGED	Accounted	0.40	Dr
2/01/2020	Auto Transaction Rules	1/01/2020	TRANSACTION FEES CHARGED	Accounted	0.40	Dr
2/02/2020	Auto Transaction Rules	1/02/2020	TRANSACTION FEES CHARGED	Accounted	2.40	Dr
2/03/2020	Auto Transaction Rules	1/03/2020	TRANSACTION FEES CHARGED	Accounted	1.20	Dr
3/04/2020	Auto Transaction Rules	1/04/2020	TRANSACTION FEES CHARGED	Accounted	0.80	Dr
2/05/2020	Auto Transaction Rules	1/05/2020	TRANSACTION FEES CHARGED	Accounted	1.60	Dr
2/06/2020	Auto Transaction Rules	1/06/2020	TRANSACTION FEES CHARGED	Accounted	0.40	Dr

Other Expenses · Depreciation · Capital Allowances · Direct Property · 2 · 31 Belgrave Street, Manly 2095

22/09/2021	nathan@armstrongadvisory.com.au	30/06/2020	Depreciation 2/31 Belgrave Street, Manly 2095	Accounted	401.41	Dr
------------	---------------------------------	------------	---	-----------	--------	----

Other Expenses · Depreciation · Capital Allowances · Direct Property · 201 · 30 Fisher Road, Dee Why 2099

22/09/2021	nathan@armstrongadvisory.com.au	30/06/2020	Depreciation 201/30 Fisher Road, Dee Why 2099	Accounted	661.56	Dr
------------	---------------------------------	------------	---	-----------	--------	----

Other Expenses · Fund Administration Fee

17/05/2021	li@armstrongadvisory.com.au	8/07/2019	BILL PAYMENT 0109576993 BPAY TO: ASIC	Accounted	53.00	Dr
17/05/2021	li@armstrongadvisory.com.au	29/06/2020	BILL PAYMENT 0118778253 BPAY TO: ASIC	Accounted	54.00	Dr

Other Expenses · Property Expenses · Cleaning · Direct Property · 201 · 30 Fisher Road, Dee Why 2099

21/05/2021	li@armstrongadvisory.com.au	8/07/2019	PAY ANYONE 0157827676NB Propert BBL124554601Fish	Accounted	232.85	Dr
16/06/2021	li@armstrongadvisory.com.au	1/10/2019	General Investment Expense	Accounted	232.05	Dr
21/05/2021	li@armstrongadvisory.com.au	13/01/2020	PAY ANYONE 0167164248NB Propert BBL124554601Fish	Accounted	232.05	Dr
21/05/2021	li@armstrongadvisory.com.au	1/03/2020	PAY ANYONE 0168715020NB Propert BBL124554601Suitr	Accounted	231.25	Dr
21/05/2021	li@armstrongadvisory.com.au	24/04/2020	OSKO PAYMENT NB Property Developm Fisher cleaning A	Accounted	232.05	Dr

Other Expenses · Property Expenses · Council Rates · Direct Property · 2 · 31 Belgrave Street, Manly 2095

17/06/2021	li@armstrongadvisory.com.au	30/06/2020	Council Rates	Accounted	795.39	Dr
------------	-----------------------------	------------	---------------	-----------	--------	----

Other Expenses · Property Expenses · Council Rates · Direct Property · 201 · 30 Fisher Road, Dee Why 2099

21/05/2021	li@armstrongadvisory.com.au	27/08/2019	BILL PAYMENT 0110904375 BPAY TO: NB COUNCIL -RA	Accounted	1,280.05	Dr
------------	-----------------------------	------------	---	-----------	----------	----

Other Expenses · Property Expenses · Pest Control · Direct Property · 2 · 31 Belgrave Street, Manly 2095

17/06/2021	li@armstrongadvisory.com.au	30/06/2020	Pest Control	Accounted	41.80	Dr
------------	-----------------------------	------------	--------------	-----------	-------	----

Other Expenses · Property Expenses · Repairs Maintenance · Direct Property · 2 · 31 Belgrave Street, Manly 2095

Rick Wray Superannuation Fund
General Ledger Audit Trail
For the period from 1 July 2019 to 30 June 2020

Processed Date & User	Date	Description	State	Amount
-----------------------	------	-------------	-------	--------

Expenses

Other Expenses · Property Expenses · Repairs Maintenance · Direct Property · 2 · 31 Belgrave Street, Manly 2095

17/06/2021	li@armstrongadvisory.com.au	30/06/2020	Repairs Maintenance	Accounted	3,539.22	Dr
------------	-----------------------------	------------	---------------------	-----------	----------	----

Other Expenses · Property Expenses · Strata Levy Fee · Direct Property · 2 · 31 Belgrave Street, Manly 2095

17/06/2021	li@armstrongadvisory.com.au	30/06/2020	Strata Levy Fee	Accounted	5,975.20	Dr
------------	-----------------------------	------------	-----------------	-----------	----------	----

Other Expenses · Property Expenses · Strata Levy Fee · Direct Property · 201 · 30 Fisher Road, Dee Why 2099

17/05/2021	li@armstrongadvisory.com.au	8/07/2019	PAY ANYONE 0157826938Strata pla BBL135389146Fishe	Accounted	1,426.43	Dr
------------	-----------------------------	-----------	---	-----------	----------	----

21/05/2021	li@armstrongadvisory.com.au	13/01/2020	PAY ANYONE 0167164418Strata pla BBL135389146Fishe	Accounted	1,426.43	Dr
------------	-----------------------------	------------	---	-----------	----------	----

21/05/2021	li@armstrongadvisory.com.au	16/01/2020	PAY ANYONE 0167349781Strata pla BBL135389146Fishe	Accounted	191.43	Dr
------------	-----------------------------	------------	---	-----------	--------	----

21/05/2021	li@armstrongadvisory.com.au	24/04/2020	OSKO PAYMENT Strata plan 81193 Strata, Fisher Jan-Mar	Accounted	1,246.43	Dr
------------	-----------------------------	------------	---	-----------	----------	----

Other Expenses · Property Expenses · Water Rates · Direct Property · 2 · 31 Belgrave Street, Manly 2095

17/06/2021	li@armstrongadvisory.com.au	30/06/2020	Water Rates	Accounted	280.05	Dr
------------	-----------------------------	------------	-------------	-----------	--------	----

Other Expenses · Property Expenses · Water Rates · Direct Property · 201 · 30 Fisher Road, Dee Why 2099

21/05/2021	li@armstrongadvisory.com.au	22/07/2019	BILL PAYMENT 0109918258 BPAY TO: SYDNEY WATER	Accounted	28.62	Dr
------------	-----------------------------	------------	---	-----------	-------	----

17/05/2021	li@armstrongadvisory.com.au	22/10/2019	BILL PAYMENT 0112359902 BPAY TO: SYDNEY WATER	Accounted	14.46	Dr
------------	-----------------------------	------------	---	-----------	-------	----

21/05/2021	li@armstrongadvisory.com.au	4/02/2020	BILL PAYMENT 0114948942 BPAY TO: SYDNEY WATER	Accounted	14.30	Dr
------------	-----------------------------	-----------	---	-----------	-------	----

21/05/2021	li@armstrongadvisory.com.au	24/04/2020	BILL PAYMENT 0117069697 BPAY TO: SYDNEY WATER	Accounted	14.30	Dr
------------	-----------------------------	------------	---	-----------	-------	----

Income Tax

Income Tax Expense · Income Tax Expense

22/09/2021	nathan@armstrongadvisory.com.au	30/06/2020	Fund Income Tax	Accounted	10,183.95	Dr
------------	---------------------------------	------------	-----------------	-----------	-----------	----

Assets

Investments · Direct Property · 2 · 31 Belgrave Street, Manly 2095

17/06/2021	li@armstrongadvisory.com.au	30/06/2020	PAY ANYONE 0168817519shane lee WBC581175 Belgrav	Accounted	6,790.38	Dr
------------	-----------------------------	------------	--	-----------	----------	----

22/09/2021	nathan@armstrongadvisory.com.au	30/06/2020	Market Value Adjustment	Accounted	6,388.97	Cr
------------	---------------------------------	------------	-------------------------	-----------	----------	----

22/09/2021	nathan@armstrongadvisory.com.au	30/06/2020	Depreciation 2/31 Belgrave Street, Manly 2095	Accounted	401.41	Cr
------------	---------------------------------	------------	---	-----------	--------	----

Investments · Direct Property · 201 · 30 Fisher Road, Dee Why 2099

17/05/2021	li@armstrongadvisory.com.au	23/06/2020	OSKO PAYMENT Alt Electrical 201/30 fisher	Accounted	1,925.00	Dr
------------	-----------------------------	------------	---	-----------	----------	----

22/09/2021	nathan@armstrongadvisory.com.au	30/06/2020	Market Value Adjustment	Accounted	1,263.44	Cr
------------	---------------------------------	------------	-------------------------	-----------	----------	----

22/09/2021	nathan@armstrongadvisory.com.au	30/06/2020	Depreciation 201/30 Fisher Road, Dee Why 2099	Accounted	661.56	Cr
------------	---------------------------------	------------	---	-----------	--------	----

Investments · Shares in Listed Companies · AGL Energy Limited.

22/09/2021	nathan@armstrongadvisory.com.au	30/06/2020	Market Value Adjustment	Accounted	888.00	Cr
------------	---------------------------------	------------	-------------------------	-----------	--------	----

Rick Wray Superannuation Fund
General Ledger Audit Trail
For the period from 1 July 2019 to 30 June 2020

Processed Date & User	Date	Description	State	Amount
-----------------------	------	-------------	-------	--------

Assets

Investments · Shares in Listed Companies · AMP Limited

22/09/2021	nathan@armstrongadvisory.com.au	30/06/2020	Market Value Adjustment	Accounted	265.00	Cr
------------	---------------------------------	------------	-------------------------	-----------	--------	----

Investments · Shares in Listed Companies · Ansell Limited

22/09/2021	nathan@armstrongadvisory.com.au	30/07/2019	Listed Security Sale	Accounted	4,861.95	Cr
22/09/2021	nathan@armstrongadvisory.com.au	30/06/2020	Market Value Adjustment	Accounted	508.05	Cr

Investments · Shares in Listed Companies · Australia And New Zealand Banking Group Limited

22/09/2021	nathan@armstrongadvisory.com.au	4/07/2019	Listed Security Sale	Accounted	1,688.90	Cr
22/09/2021	nathan@armstrongadvisory.com.au	30/06/2020	Market Value Adjustment	Accounted	13,382.05	Cr

Investments · Shares in Listed Companies · Bank Of Queensland Limited.

22/09/2021	nathan@armstrongadvisory.com.au	30/06/2020	Market Value Adjustment	Accounted	1,680.00	Cr
------------	---------------------------------	------------	-------------------------	-----------	----------	----

Investments · Shares in Listed Companies · Bendigo And Adelaide Bank Limited

22/09/2021	nathan@armstrongadvisory.com.au	30/07/2019	Listed Security Sale	Accounted	7,094.10	Cr
22/09/2021	nathan@armstrongadvisory.com.au	30/06/2020	Market Value Adjustment	Accounted	10,151.90	Cr

Investments · Shares in Listed Companies · Bluescope Steel Limited

22/09/2021	nathan@armstrongadvisory.com.au	30/06/2020	Market Value Adjustment	Accounted	4,024.70	Cr
------------	---------------------------------	------------	-------------------------	-----------	----------	----

Investments · Shares in Listed Companies · Cash Converters International

22/09/2021	nathan@armstrongadvisory.com.au	4/07/2019	Listed Security Sale	Accounted	6,535.80	Cr
22/09/2021	nathan@armstrongadvisory.com.au	30/06/2020	Market Value Adjustment	Accounted	4,105.80	Dr

Investments · Shares in Listed Companies · Commonwealth Bank Of Australia.

22/09/2021	nathan@armstrongadvisory.com.au	30/06/2020	Market Value Adjustment	Accounted	2,672.00	Cr
------------	---------------------------------	------------	-------------------------	-----------	----------	----

Investments · Shares in Listed Companies · Cybg PLC - Cdi 1:1 Foreign Exempt Lse

22/09/2021	nathan@armstrongadvisory.com.au	30/07/2019	Listed Security Sale	Accounted	2,005.00	Cr
22/09/2021	nathan@armstrongadvisory.com.au	30/06/2020	Market Value Adjustment	Accounted	295.00	Dr

Investments · Shares in Listed Companies · Cyprrium Metals Limited

22/09/2021	nathan@armstrongadvisory.com.au	30/06/2020	Market Value Adjustment	Accounted	0.24	Cr
------------	---------------------------------	------------	-------------------------	-----------	------	----

Investments · Shares in Listed Companies · Hills Limited

22/09/2021	nathan@armstrongadvisory.com.au	30/06/2020	Market Value Adjustment	Accounted	50.00	Cr
------------	---------------------------------	------------	-------------------------	-----------	-------	----

Investments · Shares in Listed Companies · Kogan.Com Ltd

22/09/2021	nathan@armstrongadvisory.com.au	30/07/2019	Listed Security Sale	Accounted	1,609.97	Cr
22/09/2021	nathan@armstrongadvisory.com.au	30/06/2020	Market Value Adjustment	Accounted	765.03	Cr

Investments · Shares in Listed Companies · Mma Offshore Limited

21/05/2021	li@armstrongadvisory.com.au	21/04/2020	Listed Security Purchase	Accounted	879.95	Dr
------------	-----------------------------	------------	--------------------------	-----------	--------	----

Rick Wray Superannuation Fund
General Ledger Audit Trail
For the period from 1 July 2019 to 30 June 2020

Processed Date & User	Date	Description	State	Amount
-----------------------	------	-------------	-------	--------

Assets

Investments · Shares in Listed Companies · Mma Offshore Limited

22/09/2021	nathan@armstrongadvisory.com.au	30/06/2020	Market Value Adjustment	Accounted	779.95	Cr
------------	---------------------------------	------------	-------------------------	-----------	--------	----

Investments · Shares in Listed Companies · National Australia Bank Limited

22/09/2021	nathan@armstrongadvisory.com.au	4/07/2019	Listed Security Sale	Accounted	16,960.58	Cr
21/05/2021	li@armstrongadvisory.com.au	9/03/2020	CMC Market	Accounted	11,664.95	Dr
22/09/2021	nathan@armstrongadvisory.com.au	30/06/2020	Market Value Adjustment	Accounted	17,048.37	Cr

Investments · Shares in Listed Companies · Oz Minerals Limited

22/09/2021	nathan@armstrongadvisory.com.au	30/07/2019	Listed Security Sale	Accounted	7,305.90	Cr
22/09/2021	nathan@armstrongadvisory.com.au	30/06/2020	Market Value Adjustment	Accounted	5,299.90	Dr

Investments · Shares in Listed Companies · Pact Group Holdings Ltd

22/09/2021	nathan@armstrongadvisory.com.au	30/06/2020	Market Value Adjustment	Accounted	1,200.00	Cr
------------	---------------------------------	------------	-------------------------	-----------	----------	----

Investments · Shares in Listed Companies · Pilbara Minerals Limited

22/09/2021	nathan@armstrongadvisory.com.au	30/06/2020	Market Value Adjustment	Accounted	4,425.00	Cr
------------	---------------------------------	------------	-------------------------	-----------	----------	----

Investments · Shares in Listed Companies · QBE Insurance Group Limited

22/09/2021	nathan@armstrongadvisory.com.au	30/06/2020	Market Value Adjustment	Accounted	4,158.00	Cr
------------	---------------------------------	------------	-------------------------	-----------	----------	----

Investments · Shares in Listed Companies · Regional Express Holdings Limited

22/09/2021	nathan@armstrongadvisory.com.au	4/07/2019	Listed Security Sale	Accounted	5,985.90	Cr
22/09/2021	nathan@armstrongadvisory.com.au	30/06/2020	Market Value Adjustment	Accounted	325.90	Dr

Investments · Shares in Listed Companies · Renu Energy Limited

22/09/2021	nathan@armstrongadvisory.com.au	30/06/2020	Market Value Adjustment	Accounted	90.20	Cr
------------	---------------------------------	------------	-------------------------	-----------	-------	----

Investments · Shares in Listed Companies · Servcorp Limited

22/09/2021	nathan@armstrongadvisory.com.au	30/06/2020	Market Value Adjustment	Accounted	1,190.00	Cr
------------	---------------------------------	------------	-------------------------	-----------	----------	----

Investments · Shares in Listed Companies · Sky Network Television Limited.

21/05/2021	li@armstrongadvisory.com.au	6/08/2019	Listed Security Purchase	Accounted	8,244.95	Dr
22/09/2021	nathan@armstrongadvisory.com.au	30/06/2020	Market Value Adjustment	Accounted	7,264.95	Cr

Investments · Shares in Listed Companies · Speedcast International Limited

21/05/2021	li@armstrongadvisory.com.au	8/08/2019	Listed Security Purchase	Accounted	3,604.95	Dr
22/09/2021	nathan@armstrongadvisory.com.au	30/06/2020	Market Value Adjustment	Accounted	1,234.95	Cr

Investments · Shares in Listed Companies · Suncorp Group Limited

22/09/2021	nathan@armstrongadvisory.com.au	4/07/2019	Listed Security Sale	Accounted	17,932.36	Cr
17/06/2021	Corporate Actions Announcement	24/10/2019	Suncorp Group Limited - Capital Return	Accounted	1,950.00	Cr
22/09/2021	nathan@armstrongadvisory.com.au	30/06/2020	Market Value Adjustment	Accounted	25,554.99	Cr

Rick Wray Superannuation Fund
General Ledger Audit Trail
For the period from 1 July 2019 to 30 June 2020

Processed Date & User	Date	Description	State	Amount
-----------------------	------	-------------	-------	--------

Assets

Investments · Shares in Listed Companies · Virgin Australia Holdings Limited

22/09/2021	nathan@armstrongadvisory.com.au	30/06/2020	Market Value Adjustment	Accounted	504.00	Cr
------------	---------------------------------	------------	-------------------------	-----------	--------	----

Investments · Shares in Listed Companies · Westpac Banking Corporation

22/09/2021	nathan@armstrongadvisory.com.au	4/07/2019	Listed Security Sale	Accounted	2,320.12	Cr
22/09/2021	nathan@armstrongadvisory.com.au	30/06/2020	Market Value Adjustment	Accounted	17,690.68	Cr

Investments · Stapled Securities · Aventus Group - Fully Paid Ordinary · Units Stapled Securities

22/09/2021	nathan@armstrongadvisory.com.au	30/06/2020	Market Value Adjustment	Accounted	600.00	Cr
------------	---------------------------------	------------	-------------------------	-----------	--------	----

Investments · Stapled Securities · Scentre Group - Fully Paid Ordinary · Units Stapled Securities

22/09/2021	nathan@armstrongadvisory.com.au	4/07/2019	Listed Security Sale	Accounted	7,749.95	Cr
22/09/2021	nathan@armstrongadvisory.com.au	30/06/2020	Market Value Adjustment	Accounted	69.95	Dr

Investments · Stapled Securities · Stockland - Units · Ordinary Fully Paid Stapled Securities

22/09/2021	nathan@armstrongadvisory.com.au	30/06/2020	Market Value Adjustment	Accounted	860.00	Cr
------------	---------------------------------	------------	-------------------------	-----------	--------	----

Other Assets · Cash At Bank · Bendigo Bank #2 1131737355

21/05/2021	li@armstrongadvisory.com.au	8/07/2019	CMC Market	Accounted	71,312.19	Dr
21/05/2021	li@armstrongadvisory.com.au	10/07/2019	CMC Market	Accounted	60,000.00	Cr
21/05/2021	li@armstrongadvisory.com.au	1/08/2019	CMC Market	Accounted	19,924.43	Dr
21/05/2021	li@armstrongadvisory.com.au	1/08/2019	interest	Accounted	0.40	Dr
21/05/2021	li@armstrongadvisory.com.au	5/08/2019	CMC Market	Accounted	20,000.00	Cr
21/05/2021	li@armstrongadvisory.com.au	8/08/2019	CMC Market	Accounted	8,244.95	Cr
21/05/2021	li@armstrongadvisory.com.au	30/08/2019	CMC Market	Accounted	125.40	Dr
21/05/2021	li@armstrongadvisory.com.au	1/09/2019	interest	Accounted	0.18	Dr
21/05/2021	li@armstrongadvisory.com.au	26/09/2019	CBA DIV	Accounted	462.00	Dr
21/05/2021	li@armstrongadvisory.com.au	2/10/2019	SERVCORP DIV	Accounted	100.00	Dr
21/05/2021	li@armstrongadvisory.com.au	3/10/2019	CMC Market	Accounted	3,604.95	Cr
21/05/2021	li@armstrongadvisory.com.au	29/10/2019	TRANSFER	Accounted	10,000.00	Dr
21/05/2021	li@armstrongadvisory.com.au	31/10/2019	DIV AVN	Accounted	126.60	Dr
21/05/2021	li@armstrongadvisory.com.au	27/11/2019	DIV BOQ	Accounted	155.00	Dr
21/05/2021	li@armstrongadvisory.com.au	20/02/2020	DIV AVN	Accounted	127.80	Dr
21/05/2021	li@armstrongadvisory.com.au	9/03/2020	CMC Market	Accounted	11,664.95	Cr
21/05/2021	li@armstrongadvisory.com.au	31/03/2020	CBA DIV	Accounted	400.00	Dr
21/05/2021	li@armstrongadvisory.com.au	2/04/2020	SERVCORP DIV	Accounted	110.00	Dr

Rick Wray Superannuation Fund
General Ledger Audit Trail
For the period from 1 July 2019 to 30 June 2020

Processed Date & User	Date	Description	State	Amount
-----------------------	------	-------------	-------	--------

Assets

Other Assets - Cash At Bank - Bendigo Bank #2 1131737355

21/05/2021	li@armstrongadvisory.com.au	23/04/2020	CMC Market	Accounted	879.95	Cr
21/05/2021	li@armstrongadvisory.com.au	20/05/2020	DIV AVN	Accounted	31.95	Dr

Other Assets - Cash At Bank - Bendigo Bank 130890874

2/07/2019	Automated Feed	1/07/2019	DIRECT CREDIT AA Suite 201 Rent ARMSTRONG ADVIS	Accounted	1,450.00	Dr
2/07/2019	Automated Feed	1/07/2019	DIVIDEND A067/00589790 ANZ DIVIDEND 0906122413	Accounted	956.00	Dr
2/07/2019	Automated Feed	1/07/2019	TRANSACTION FEES CHARGED	Accounted	1.60	Cr
2/07/2019	Automated Feed	1/07/2019	INTEREST	Accounted	0.73	Dr
4/07/2019	Automated Feed	3/07/2019	DIVIDEND DV201/00514753 NAB INTERIM DIV 09068487	Accounted	1,826.00	Dr
9/07/2019	Automated Feed	8/07/2019	PAY ANYONE 0157827676NB Propert BBL124554601Fish	Accounted	232.85	Cr
9/07/2019	Automated Feed	8/07/2019	PAY ANYONE 0157826938Strata pla BBL135389146Fishe	Accounted	1,426.43	Cr
9/07/2019	Automated Feed	8/07/2019	BILL PAYMENT 0109576993 BPAY TO: ASIC	Accounted	53.00	Cr
9/07/2019	Automated Feed	8/07/2019	PAY ANYONE 0157827271Armstrong WBC453911 ASIC lc	Accounted	77.00	Cr
11/07/2019	Automated Feed	10/07/2019	DIRECT CREDIT 7383640 CMC MARKETS STOC 090840:	Accounted	60,000.00	Dr
12/07/2019	Automated Feed	11/07/2019	BILL PAYMENT 0109668771 BPAY TO: SYDNEY WATER	Accounted	185.25	Cr
12/07/2019	Automated Feed	11/07/2019	E-BANKING TFR 0179317086 Pension	Accounted	60,000.00	Cr
23/07/2019	Automated Feed	22/07/2019	BILL PAYMENT 0109918258 BPAY TO: SYDNEY WATER	Accounted	28.62	Cr
2/08/2019	Automated Feed	1/08/2019	DIRECT CREDIT AA Suite 201 Rent ARMSTRONG ADVIS	Accounted	1,500.00	Dr
2/08/2019	Automated Feed	1/08/2019	INTEREST	Accounted	0.70	Dr
2/08/2019	Automated Feed	1/08/2019	TRANSACTION FEES CHARGED	Accounted	2.80	Cr
6/08/2019	Automated Feed	5/08/2019	DIRECT CREDIT 7593606 CMC MARKETS STOC 091381:	Accounted	20,000.00	Dr
7/08/2019	Automated Feed	6/08/2019	E-BANKING TFR 0181631143 Pension	Accounted	10,000.00	Cr
28/08/2019	Automated Feed	27/08/2019	BILL PAYMENT 0110904375 BPAY TO: NB COUNCIL -RA	Accounted	1,280.05	Cr
28/08/2019	Automated Feed	27/08/2019	E-BANKING TFR 0183503809	Accounted	10,000.00	Cr
28/08/2019	Automated Feed	27/08/2019	BILL PAYMENT 0110904427 BPAY TO: NB COUNCIL -RA	Accounted	2,093.13	Cr
28/08/2019	Automated Feed	27/08/2019	DIRECT CREDIT NBC SUPER NORTHERN BEACHES 09	Accounted	2,633.05	Dr
31/08/2019	Automated Feed	30/08/2019	DEBENTURE AUG19/00827232 STOCKLAND LTD 09193:	Accounted	141.00	Dr
2/09/2019	Automated Feed	1/09/2019	INTEREST	Accounted	0.88	Dr
2/09/2019	Automated Feed	1/09/2019	TRANSACTION FEES CHARGED	Accounted	1.60	Cr
3/09/2019	Automated Feed	2/09/2019	DIRECT CREDIT AA Suite 201 Rent ARMSTRONG ADVIS	Accounted	1,500.00	Dr
21/09/2019	Automated Feed	20/09/2019	DIVIDEND 001233326995 AGL FNL DIV 0923853334	Accounted	192.00	Dr
26/09/2019	Automated Feed	25/09/2019	DIVIDEND 001231581452 N SUN FINAL DIV 0924537656	Accounted	2,200.00	Dr
27/09/2019	Automated Feed	26/09/2019	DIRECT CREDIT NBC SUPER NORTHERN BEACHES 09:	Accounted	1,948.35	Dr
1/10/2019	Automated Feed	30/09/2019	DIVIDEND S00099257512 N Bendigo 0925643119	Accounted	700.00	Dr
2/10/2019	Automated Feed	1/10/2019	DIRECT CREDIT AA Suite 201 Rent ARMSTRONG ADVIS	Accounted	1,500.00	Dr
2/10/2019	Automated Feed	1/10/2019	INTEREST	Accounted	0.63	Dr
3/10/2019	Automated Feed	2/10/2019	DIVIDEND S00018961679 N SERVCORP LIMITED 092621	Accounted	150.00	Dr
5/10/2019	Automated Feed	4/10/2019	DIVIDEND 19FPA/00831795 QBE DIVIDEND 0926819877	Accounted	350.00	Dr
10/10/2019	Automated Feed	9/10/2019	PAY ANYONE 0162534723Floortech STG441275510Inv 0:	Accounted	3,682.21	Cr
23/10/2019	Automated Feed	22/10/2019	BILL PAYMENT 0112359979 BPAY TO: DEFT PAYMENTS	Accounted	2,949.89	Cr
23/10/2019	Automated Feed	22/10/2019	BILL PAYMENT 0112359848 BPAY TO: SYDNEY WATER	Accounted	185.25	Cr
23/10/2019	Automated Feed	22/10/2019	BILL PAYMENT 0112359902 BPAY TO: SYDNEY WATER	Accounted	14.46	Cr
25/10/2019	Automated Feed	24/10/2019	DIRECT CREDIT 001235055210 N SUN CAP RETURN 09:	Accounted	1,950.00	Dr
25/10/2019	Automated Feed	24/10/2019	DIRECT CREDIT NBC SUPER NORTHERN BEACHES 09:	Accounted	2,637.72	Dr
30/10/2019	Automated Feed	29/10/2019	PAY ANYONE 0163496371Rick Wray BBL131737355To sl	Accounted	10,000.00	Cr
2/11/2019	Automated Feed	1/11/2019	TRANSACTION FEES CHARGED	Accounted	2.00	Cr
2/11/2019	Automated Feed	1/11/2019	DIRECT CREDIT AA Suite 201 Rent ARMSTRONG ADVIS	Accounted	1,500.00	Dr
2/11/2019	Automated Feed	1/11/2019	INTEREST	Accounted	0.76	Dr

Rick Wray Superannuation Fund
General Ledger Audit Trail
For the period from 1 July 2019 to 30 June 2020

Processed Date & User	Date	Description	State	Amount
-----------------------	------	-------------	-------	--------

Assets

Other Assets - Cash At Bank - Bendigo Bank 130890874

15/11/2019	Automated Feed	14/11/2019	PAY ANYONE 0164363237shane lee WBC581175 Floor Br	Accounted	3,531.81	Cr
27/11/2019	Automated Feed	26/11/2019	DIRECT CREDIT NBC SUPER NORTHERN BEACHES 09	Accounted	2,476.69	Dr
2/12/2019	Automated Feed	1/12/2019	INTEREST	Accounted	0.37	Dr
2/12/2019	Automated Feed	1/12/2019	TRANSACTION FEES CHARGED	Accounted	0.40	Cr
3/12/2019	Automated Feed	2/12/2019	DIRECT CREDIT AA Suite 201 Rent ARMSTRONG ADVIS	Accounted	1,500.00	Dr
13/12/2019	Automated Feed	12/12/2019	DIRECT CREDIT NBC SUPER NORTHERN BEACHES 09	Accounted	2,492.95	Dr
13/12/2019	Automated Feed	12/12/2019	DIVIDEND DV202/00509573 NAB FINAL DIV 0941219396	Accounted	1,245.00	Dr
19/12/2019	Automated Feed	18/12/2019	DIVIDEND A068/00586275 ANZ DIVIDEND 0942374770	Accounted	800.00	Dr
21/12/2019	Automated Feed	20/12/2019	DIVIDEND 001235852208 WBC DIVIDEND 0943217747	Accounted	1,200.00	Dr
31/12/2019	Automated Feed	29/12/2019	PAY ANYONE 0166632471shane lee WBC581175 Belgrav	Accounted	2,396.62	Cr
2/01/2020	Automated Feed	1/01/2020	TRANSACTION FEES CHARGED	Accounted	0.40	Cr
2/01/2020	Automated Feed	1/01/2020	INTEREST	Accounted	0.59	Dr
3/01/2020	Automated Feed	2/01/2020	DIRECT CREDIT AA Suite 201 Rent ARMSTRONG ADVIS	Accounted	1,500.00	Dr
14/01/2020	Automated Feed	13/01/2020	PAY ANYONE 0167164418Strata pla BBL135389146Fishe	Accounted	1,426.43	Cr
14/01/2020	Automated Feed	13/01/2020	PAY ANYONE 0167164248NB Propert BBL124554601Fis	Accounted	232.05	Cr
15/01/2020	Automated Feed	14/01/2020	BILL PAYMENT 0114429555 BPAY TO: SYDNEY WATER	Accounted	183.24	Cr
15/01/2020	Automated Feed	14/01/2020	BILL PAYMENT 0114429439 BPAY TO: DEFT PAYMENT	Accounted	2,949.89	Cr
17/01/2020	Automated Feed	16/01/2020	PAY ANYONE 0167349781Strata pla BBL135389146Fishe	Accounted	191.43	Cr
17/01/2020	Automated Feed	16/01/2020	PAY ANYONE 0167347612shane lee WBC581175 Belgrav	Accounted	4,547.11	Cr
29/01/2020	Automated Feed	28/01/2020	DIRECT CREDIT NBC SUPER NORTHERN BEACHES 09	Accounted	2,443.76	Dr
2/02/2020	Automated Feed	1/02/2020	TRANSACTION FEES CHARGED	Accounted	2.40	Cr
2/02/2020	Automated Feed	1/02/2020	INTEREST	Accounted	0.47	Dr
4/02/2020	Automated Feed	3/02/2020	DIRECT CREDIT AA Suite 201 Rent ARMSTRONG ADVIS	Accounted	1,500.00	Dr
5/02/2020	Automated Feed	4/02/2020	BILL PAYMENT 0114948942 BPAY TO: SYDNEY WATER	Accounted	14.30	Cr
11/02/2020	Automated Feed	10/02/2020	PAY ANYONE 0168214646shane lee WBC581175 Belgrav	Accounted	3,923.10	Cr
14/02/2020	Automated Feed	13/02/2020	PAY ANYONE 0168302972shane lee WBC581175 Belgrav	Accounted	2,370.00	Cr
28/02/2020	Automated Feed	27/02/2020	DIRECT CREDIT NBC SUPER NORTHERN BEACHES 09	Accounted	2,199.74	Dr
29/02/2020	Automated Feed	28/02/2020	DEBENTURE FEB20/00826053 STOCKLAND LTD 095698	Accounted	135.00	Dr
3/03/2020	Automated Feed	1/03/2020	PAY ANYONE 0168715020NB Propert BBL124554601Sui	Accounted	231.25	Cr
2/03/2020	Automated Feed	1/03/2020	INTEREST	Accounted	0.17	Dr
2/03/2020	Automated Feed	1/03/2020	TRANSACTION FEES CHARGED	Accounted	1.20	Cr
3/03/2020	Automated Feed	2/03/2020	DIRECT CREDIT AA Suite 201 Rent ARMSTRONG ADVIS	Accounted	1,500.00	Dr
6/03/2020	Automated Feed	5/03/2020	PAY ANYONE 0168817519shane lee WBC581175 Belgrav	Accounted	3,944.26	Cr
28/03/2020	Automated Feed	27/03/2020	DIVIDEND 001239719885 AGL ITM DIV 0962918158	Accounted	141.00	Dr
1/04/2020	Automated Feed	31/03/2020	DIVIDEND 001237882687 N SUN INTERIM DIV 09634952	Accounted	1,262.30	Dr
1/04/2020	Automated Feed	31/03/2020	DIVIDEND S00099257512 N Bendigo 0963452407	Accounted	620.00	Dr
3/04/2020	Automated Feed	1/04/2020	DIRECT CREDIT AA Suite 201 Rent ARMSTRONG ADVIS	Accounted	1,500.00	Dr
3/04/2020	Automated Feed	1/04/2020	INTEREST	Accounted	0.04	Dr
3/04/2020	Automated Feed	1/04/2020	TRANSACTION FEES CHARGED	Accounted	0.80	Cr
3/04/2020	Automated Feed	2/04/2020	DIVIDEND S00018961679 N SERVCORP LIMITED 096421	Accounted	165.00	Dr
13/04/2020	Automated Feed	9/04/2020	DIVIDEND FPA20/00828829 QBE DIVIDEND 0965770470	Accounted	378.00	Dr
24/04/2020	Automated Feed	23/04/2020	DIRECT CREDIT NBC SUPER NORTHERN BEACHES 09	Accounted	4,969.78	Dr
26/04/2020	Automated Feed	24/04/2020	BILL PAYMENT 0117069697 BPAY TO: SYDNEY WATER	Accounted	14.30	Cr
26/04/2020	Automated Feed	24/04/2020	OSKO PAYMENT Strata plan 81193 Strata, Fisher Jan-Mar	Accounted	1,246.43	Cr
26/04/2020	Automated Feed	24/04/2020	BILL PAYMENT 0117069677 BPAY TO: SYDNEY WATER	Accounted	183.24	Cr
26/04/2020	Automated Feed	24/04/2020	OSKO PAYMENT NB Property Developm Fisher cleaning A	Accounted	232.05	Cr
2/05/2020	Automated Feed	1/05/2020	TRANSACTION FEES CHARGED	Accounted	1.60	Cr
2/05/2020	Automated Feed	1/05/2020	DIRECT CREDIT AA Suite 201 Rent ARMSTRONG ADVIS	Accounted	1,500.00	Dr
6/05/2020	Automated Feed	5/05/2020	OSKO PAYMENT Armstrong Advisory G RICKWSF April 20	Accounted	1,963.50	Cr

Rick Wray Superannuation Fund
General Ledger Audit Trail
For the period from 1 July 2019 to 30 June 2020

Processed Date & User	Date	Description	State	Amount
-----------------------	------	-------------	-------	--------

Assets

Other Assets · Cash At Bank · Bendigo Bank 130890874

29/05/2020	Automated Feed	28/05/2020	DIRECT CREDIT NBC SUPER NORTHERN BEACHES 09	Accounted	2,653.40	Dr
2/06/2020	Automated Feed	1/06/2020	DIRECT CREDIT AA Suite 201 Rent ARMSTRONG ADVIS	Accounted	1,500.00	Dr
2/06/2020	Automated Feed	1/06/2020	TRANSACTION FEES CHARGED	Accounted	0.40	Cr
20/06/2020	Automated Feed	19/06/2020	BILL PAYMENT 0118532963 BPAY TO: DEFT PAYMENTS	Accounted	3,006.76	Cr
24/06/2020	Automated Feed	23/06/2020	OSKO PAYMENT Alt Electrical 201/30 fisher	Accounted	1,925.00	Cr
25/06/2020	Automated Feed	24/06/2020	DIRECT CREDIT NBC SUPER NORTHERN BEACHES 09	Accounted	4,903.60	Dr
27/06/2020	Automated Feed	26/06/2020	DIRECT CREDIT 061446 EAIT Dist N One Registry Ser 09	Accounted	25.98	Dr
30/06/2020	Automated Feed	29/06/2020	BILL PAYMENT 0118778363 BPAY TO: TAX OFFICE PAY	Accounted	774.00	Cr
30/06/2020	Automated Feed	29/06/2020	BILL PAYMENT 0118778253 BPAY TO: ASIC	Accounted	54.00	Cr
30/06/2020	Automated Feed	29/06/2020	OSKO PAYMENT Armstrong Advisory G Super Audit	Accounted	330.00	Cr

Other Assets · Receivables · Capital Return Receivable · Shares in Listed Companies · Suncorp Group Limited

17/06/2021	Corporate Actions Announcement	24/10/2019	Suncorp Group Limited - Capital Return	Accounted	1,950.00	Dr
17/06/2021	Evidence Match	24/10/2019	Suncorp Group Limited - Capital Return	Accounted	1,950.00	Cr

Other Assets · Receivables · Investment Income Receivable · Distributions · Stapled Securities · Aventus Group - Fully F

25/05/2021	li@armstrongadvisory.com.au	30/08/2019	CMC Market	Accounted	125.40	Dr
25/05/2021	Evidence Match	30/08/2019	CMC Market	Accounted	125.40	Cr
13/01/2020	Income Announcement	27/09/2019	AVN EST 4.22C; DRP	Accounted	126.60	Dr
25/05/2021	Evidence Match	31/10/2019	AVN EST 4.22C; DRP	Accounted	126.60	Cr
21/05/2021	li@armstrongadvisory.com.au	20/02/2020	DIV AVN	Accounted	127.80	Dr
21/05/2021	Evidence Match	20/02/2020	DIV AVN	Accounted	127.80	Cr
21/05/2021	li@armstrongadvisory.com.au	20/05/2020	DIV AVN	Accounted	31.95	Dr
21/05/2021	Evidence Match	20/05/2020	DIV AVN	Accounted	31.95	Cr
25/05/2021	li@armstrongadvisory.com.au	30/06/2020	Investment Income	Accounted	70.50	Dr

Other Assets · Receivables · Investment Income Receivable · Distributions · Stapled Securities · Stockland - Units · Ord

13/01/2020	Evidence Match	30/08/2019	SGP DRP SUSPENDED	Accounted	141.00	Cr
17/05/2021	li@armstrongadvisory.com.au	28/02/2020	DEBENTURE FEB20/00826053 STOCKLAND LTD 095698	Accounted	135.00	Dr
17/05/2021	Evidence Match	28/02/2020	DEBENTURE FEB20/00826053 STOCKLAND LTD 095698	Accounted	135.00	Cr
25/05/2021	li@armstrongadvisory.com.au	30/06/2020	Investment Income	Accounted	106.00	Dr

Other Assets · Receivables · Investment Income Receivable · Distributions · Units In Unlisted Unit Trusts · Everest Alter

17/05/2021	li@armstrongadvisory.com.au	26/06/2020	DIRECT CREDIT 061446 EAIT Dist N One Registry Ser 09	Accounted	25.98	Dr
17/05/2021	Evidence Match	26/06/2020	DIRECT CREDIT 061446 EAIT Dist N One Registry Ser 09	Accounted	25.98	Cr

Other Assets · Receivables · Investment Income Receivable · Dividends · Shares in Listed Companies · AGL Energy Lim

25/05/2021	li@armstrongadvisory.com.au	20/09/2019	DIVIDEND 001233326995 AGL FNL DIV 0923853334	Accounted	192.00	Dr
25/05/2021	Evidence Match	20/09/2019	DIVIDEND 001233326995 AGL FNL DIV 0923853334	Accounted	192.00	Cr
25/05/2021	li@armstrongadvisory.com.au	27/03/2020	DIVIDEND 001239719885 AGL ITM DIV 0962918158	Accounted	141.00	Dr
25/05/2021	Evidence Match	27/03/2020	DIVIDEND 001239719885 AGL ITM DIV 0962918158	Accounted	141.00	Cr

Other Assets · Receivables · Investment Income Receivable · Dividends · Shares in Listed Companies · Australia And Ni

Rick Wray Superannuation Fund
General Ledger Audit Trail
For the period from 1 July 2019 to 30 June 2020

Processed Date & User	Date	Description	State	Amount
-----------------------	------	-------------	-------	--------

Assets

Other Assets · Receivables · Investment Income Receivable · Dividends · Shares in Listed Companies · Australia And N

2/07/2019	Auto Transaction Rules - Modified by li@armstrongadvisory.com.au	1/07/2019	DIVIDEND A067/00589790 ANZ DIVIDEND 0906122413	Accounted	956.00	Dr
25/05/2021	Evidence Match	1/07/2019	DIVIDEND A067/00589790 ANZ DIVIDEND 0906122413	Accounted	956.00	Cr
19/12/2019	Auto Transaction Rules - Modified by li@armstrongadvisory.com.au	18/12/2019	DIVIDEND A068/00586275 ANZ DIVIDEND 0942374770	Accounted	800.00	Dr
25/05/2021	Evidence Match	18/12/2019	DIVIDEND A068/00586275 ANZ DIVIDEND 0942374770	Accounted	800.00	Cr

Other Assets · Receivables · Investment Income Receivable · Dividends · Shares in Listed Companies · Bank Of Queens

25/05/2021	li@armstrongadvisory.com.au	27/11/2019	DIV BOQ	Accounted	155.00	Dr
25/05/2021	Evidence Match	27/11/2019	DIV BOQ	Accounted	155.00	Cr

Other Assets · Receivables · Investment Income Receivable · Dividends · Shares in Listed Companies · Bendigo And Ad

13/01/2020	Income Announcement	30/09/2019	BEN 35C FRANKED@30%;DRP NIL DIS;BSP NIL DIS	Accounted	700.00	Dr
13/01/2020	Evidence Match	30/09/2019	BEN 35C FRANKED@30%;DRP NIL DIS;BSP NIL DIS	Accounted	700.00	Cr
25/05/2021	li@armstrongadvisory.com.au	31/03/2020	DIVIDEND S00099257512 N Bendigo 0963452407	Accounted	620.00	Dr
25/05/2021	Evidence Match	31/03/2020	DIVIDEND S00099257512 N Bendigo 0963452407	Accounted	620.00	Cr

Other Assets · Receivables · Investment Income Receivable · Dividends · Shares in Listed Companies · Commonwealth

21/05/2021	li@armstrongadvisory.com.au	26/09/2019	CBA DIV	Accounted	462.00	Dr
21/05/2021	Evidence Match	26/09/2019	CBA DIV	Accounted	462.00	Cr
21/05/2021	li@armstrongadvisory.com.au	31/03/2020	CBA DIV	Accounted	400.00	Dr
21/05/2021	Evidence Match	31/03/2020	CBA DIV	Accounted	400.00	Cr

Other Assets · Receivables · Investment Income Receivable · Dividends · Shares in Listed Companies · National Austral

13/01/2020	Income Announcement	3/07/2019	NAB 83C FR@ 30%; DRP; BSP NIL DISCOUNT	Accounted	1,826.00	Dr
13/01/2020	Evidence Match	3/07/2019	NAB 83C FR@ 30%; DRP; BSP NIL DISCOUNT	Accounted	1,826.00	Cr
17/05/2021	li@armstrongadvisory.com.au	12/12/2019	DIVIDEND DV202/00509573 NAB FINAL DIV 0941219396	Accounted	1,245.00	Dr
17/05/2021	Evidence Match	12/12/2019	DIVIDEND DV202/00509573 NAB FINAL DIV 0941219396	Accounted	1,245.00	Cr

Other Assets · Receivables · Investment Income Receivable · Dividends · Shares in Listed Companies · QBE Insurance (

5/10/2019	Auto Transaction Rules - Modified by li@armstrongadvisory.com.au	4/10/2019	DIVIDEND 19FPA/00831795 QBE DIVIDEND 0926819877	Accounted	350.00	Dr
25/05/2021	Evidence Match	4/10/2019	DIVIDEND 19FPA/00831795 QBE DIVIDEND 0926819877	Accounted	350.00	Cr
13/04/2020	Auto Transaction Rules - Modified by li@armstrongadvisory.com.au	9/04/2020	DIVIDEND FPA20/00828829 QBE DIVIDEND 0965770470	Accounted	378.00	Dr
25/05/2021	Evidence Match	9/04/2020	DIVIDEND FPA20/00828829 QBE DIVIDEND 0965770470	Accounted	378.00	Cr

Other Assets · Receivables · Investment Income Receivable · Dividends · Shares in Listed Companies · Servcorp Limite

21/05/2021	li@armstrongadvisory.com.au	2/10/2019	SERVCORP DIV	Accounted	100.00	Dr
21/05/2021	Evidence Match	2/10/2019	SERVCORP DIV	Accounted	100.00	Cr
21/05/2021	li@armstrongadvisory.com.au	2/04/2020	SERVCORP DIV	Accounted	110.00	Dr
21/05/2021	Evidence Match	2/04/2020	SERVCORP DIV	Accounted	110.00	Cr

Rick Wray Superannuation Fund
General Ledger Audit Trail
For the period from 1 July 2019 to 30 June 2020

Processed Date & User	Date	Description	State	Amount
-----------------------	------	-------------	-------	--------

Assets

Other Assets · Receivables · Investment Income Receivable · Dividends · Shares in Listed Companies · Suncorp Group

17/05/2021	li@armstrongadvisory.com.au	25/09/2019	DIVIDEND 001231581452 N SUN FINAL DIV 0924537656	Accounted	2,200.00	Dr
17/05/2021	Evidence Match	25/09/2019	DIVIDEND 001231581452 N SUN FINAL DIV 0924537656	Accounted	2,200.00	Cr
17/05/2021	li@armstrongadvisory.com.au	31/03/2020	DIVIDEND 001237882687 N SUN INTERIM DIV 09634952	Accounted	1,262.30	Dr
17/05/2021	Evidence Match	31/03/2020	DIVIDEND 001237882687 N SUN INTERIM DIV 09634952	Accounted	1,262.30	Cr

Other Assets · Receivables · Investment Income Receivable · Dividends · Shares in Listed Companies · Westpac Bankin

21/12/2019	Auto Transaction Rules	20/12/2019	DIVIDEND 001235852208 WBC DIVIDEND 0943217747	Accounted	1,200.00	Dr
21/12/2019	Evidence Match	20/12/2019	DIVIDEND 001235852208 WBC DIVIDEND 0943217747	Accounted	1,200.00	Cr

Other Assets · Receivables · Investment Income Receivable · Interest · Cash At Bank · Bendigo Bank #2 1131737355

21/05/2021	Evidence Match	1/08/2019	interest	Accounted	0.40	Cr
21/05/2021	li@armstrongadvisory.com.au	1/08/2019	interest	Accounted	0.40	Dr
21/05/2021	Evidence Match	1/09/2019	interest	Accounted	0.18	Cr
21/05/2021	li@armstrongadvisory.com.au	1/09/2019	interest	Accounted	0.18	Dr

Other Assets · Receivables · Investment Income Receivable · Interest · Cash At Bank · Bendigo Bank 130890874

2/07/2019	Evidence Match	1/07/2019	INTEREST	Accounted	0.73	Cr
2/07/2019	Auto Transaction Rules	1/07/2019	INTEREST	Accounted	0.73	Dr
2/08/2019	Evidence Match	1/08/2019	INTEREST	Accounted	0.70	Cr
2/08/2019	Auto Transaction Rules	1/08/2019	INTEREST	Accounted	0.70	Dr
2/09/2019	Evidence Match	1/09/2019	INTEREST	Accounted	0.88	Cr
2/09/2019	Auto Transaction Rules	1/09/2019	INTEREST	Accounted	0.88	Dr
2/10/2019	Evidence Match	1/10/2019	INTEREST	Accounted	0.63	Cr
2/10/2019	Auto Transaction Rules	1/10/2019	INTEREST	Accounted	0.63	Dr
2/11/2019	Auto Transaction Rules	1/11/2019	INTEREST	Accounted	0.76	Dr
2/11/2019	Evidence Match	1/11/2019	INTEREST	Accounted	0.76	Cr
2/12/2019	Evidence Match	1/12/2019	INTEREST	Accounted	0.37	Cr
2/12/2019	Auto Transaction Rules	1/12/2019	INTEREST	Accounted	0.37	Dr
2/01/2020	Evidence Match	1/01/2020	INTEREST	Accounted	0.59	Cr
2/01/2020	Auto Transaction Rules	1/01/2020	INTEREST	Accounted	0.59	Dr
2/02/2020	Evidence Match	1/02/2020	INTEREST	Accounted	0.47	Cr
2/02/2020	Auto Transaction Rules	1/02/2020	INTEREST	Accounted	0.47	Dr
2/03/2020	Evidence Match	1/03/2020	INTEREST	Accounted	0.17	Cr
2/03/2020	Auto Transaction Rules	1/03/2020	INTEREST	Accounted	0.17	Dr
3/04/2020	Evidence Match	1/04/2020	INTEREST	Accounted	0.04	Cr
3/04/2020	Auto Transaction Rules	1/04/2020	INTEREST	Accounted	0.04	Dr

Other Assets · Receivables · Investment Income Receivable · Rent · Direct Property · 2 · 31 Belgrave Street, Manly 2095

17/06/2021	li@armstrongadvisory.com.au	30/06/2020	Rental Statement	Accounted	12,168.34	Dr
22/09/2021	Evidence Match	30/06/2020	Rental Income/Disbursements Received	Accounted	11,936.29	Cr
17/06/2021	Evidence Match	30/06/2020	Rental Income/Disbursements Received	Accounted	232.05	Cr

Other Assets · Receivables · Investment Income Receivable · Rent · Direct Property · 201 · 30 Fisher Road, Dee Why 209

2/07/2019	Auto Transaction Rules	1/07/2019	Rent	Accounted	1,450.00	Dr
2/07/2019	Evidence Match	1/07/2019	Rental Income/Disbursements Received	Accounted	1,450.00	Cr
21/05/2021	li@armstrongadvisory.com.au	1/08/2019	DIRECT CREDIT AA Suite 201 Rent ARMSTRONG ADVIS	Accounted	1,500.00	Dr
21/05/2021	Evidence Match	1/08/2019	Rental Income/Disbursements Received	Accounted	1,500.00	Cr

Rick Wray Superannuation Fund
General Ledger Audit Trail
For the period from 1 July 2019 to 30 June 2020

Processed Date & User	Date	Description	State	Amount
-----------------------	------	-------------	-------	--------

Assets

Other Assets · Receivables · Investment Income Receivable · Rent · Direct Property · 201 · 30 Fisher Road, Dee Why 209

21/05/2021	li@armstrongadvisory.com.au	2/09/2019	DIRECT CREDIT AA Suite 201 Rent ARMSTRONG ADVIS	Accounted	1,500.00	Dr
21/05/2021	Evidence Match	2/09/2019	Rental Income/Disbursements Received	Accounted	1,500.00	Cr
21/05/2021	li@armstrongadvisory.com.au	1/10/2019	DIRECT CREDIT AA Suite 201 Rent ARMSTRONG ADVIS	Accounted	1,500.00	Dr
21/05/2021	Evidence Match	1/10/2019	Rental Income/Disbursements Received	Accounted	1,500.00	Cr
21/05/2021	li@armstrongadvisory.com.au	1/11/2019	DIRECT CREDIT AA Suite 201 Rent ARMSTRONG ADVIS	Accounted	1,500.00	Dr
21/05/2021	Evidence Match	1/11/2019	Rental Income/Disbursements Received	Accounted	1,500.00	Cr
21/05/2021	Evidence Match	2/12/2019	Rental Income/Disbursements Received	Accounted	1,500.00	Cr
21/05/2021	li@armstrongadvisory.com.au	2/12/2019	DIRECT CREDIT AA Suite 201 Rent ARMSTRONG ADVIS	Accounted	1,500.00	Dr
21/05/2021	li@armstrongadvisory.com.au	2/01/2020	DIRECT CREDIT AA Suite 201 Rent ARMSTRONG ADVIS	Accounted	1,500.00	Dr
21/05/2021	Evidence Match	2/01/2020	Rental Income/Disbursements Received	Accounted	1,500.00	Cr
21/05/2021	li@armstrongadvisory.com.au	3/02/2020	DIRECT CREDIT AA Suite 201 Rent ARMSTRONG ADVIS	Accounted	1,500.00	Dr
21/05/2021	Evidence Match	3/02/2020	Rental Income/Disbursements Received	Accounted	1,500.00	Cr
21/05/2021	li@armstrongadvisory.com.au	2/03/2020	DIRECT CREDIT AA Suite 201 Rent ARMSTRONG ADVIS	Accounted	1,500.00	Dr
21/05/2021	Evidence Match	2/03/2020	Rental Income/Disbursements Received	Accounted	1,500.00	Cr
21/05/2021	li@armstrongadvisory.com.au	1/04/2020	DIRECT CREDIT AA Suite 201 Rent ARMSTRONG ADVIS	Accounted	1,500.00	Dr
21/05/2021	Evidence Match	1/04/2020	Rental Income/Disbursements Received	Accounted	1,500.00	Cr
21/05/2021	li@armstrongadvisory.com.au	1/05/2020	DIRECT CREDIT AA Suite 201 Rent ARMSTRONG ADVIS	Accounted	1,500.00	Dr
21/05/2021	Evidence Match	1/05/2020	Rental Income/Disbursements Received	Accounted	1,500.00	Cr
21/05/2021	li@armstrongadvisory.com.au	1/06/2020	DIRECT CREDIT AA Suite 201 Rent ARMSTRONG ADVIS	Accounted	1,500.00	Dr
21/05/2021	Evidence Match	1/06/2020	Rental Income/Disbursements Received	Accounted	1,500.00	Cr

Other Assets · Receivables · Member Income Receivable · Contributions · Mr Richard Wray

28/08/2019	Evidence Match	27/08/2019	Contribution Received	Accounted	2,633.05	Cr
28/08/2019	Auto Transaction Rules	27/08/2019	DIRECT CREDIT NBC SUPER NORTHERN BEACHES 09	Accounted	2,633.05	Dr
27/09/2019	Evidence Match	26/09/2019	Contribution Received	Accounted	1,948.35	Cr
27/09/2019	Auto Transaction Rules	26/09/2019	DIRECT CREDIT NBC SUPER NORTHERN BEACHES 09:	Accounted	1,948.35	Dr
25/10/2019	Evidence Match	24/10/2019	Contribution Received	Accounted	2,637.72	Cr
25/10/2019	Auto Transaction Rules	24/10/2019	DIRECT CREDIT NBC SUPER NORTHERN BEACHES 09:	Accounted	2,637.72	Dr
27/11/2019	Evidence Match	26/11/2019	Contribution Received	Accounted	2,476.69	Cr
27/11/2019	Auto Transaction Rules	26/11/2019	DIRECT CREDIT NBC SUPER NORTHERN BEACHES 09:	Accounted	2,476.69	Dr
13/12/2019	Auto Transaction Rules	12/12/2019	DIRECT CREDIT NBC SUPER NORTHERN BEACHES 09:	Accounted	2,492.95	Dr
13/12/2019	Evidence Match	12/12/2019	Contribution Received	Accounted	2,492.95	Cr
29/01/2020	Evidence Match	28/01/2020	Contribution Received	Accounted	2,443.76	Cr
29/01/2020	Auto Transaction Rules	28/01/2020	DIRECT CREDIT NBC SUPER NORTHERN BEACHES 09:	Accounted	2,443.76	Dr
28/02/2020	Evidence Match	27/02/2020	Contribution Received	Accounted	2,199.74	Cr
28/02/2020	Auto Transaction Rules	27/02/2020	DIRECT CREDIT NBC SUPER NORTHERN BEACHES 09:	Accounted	2,199.74	Dr
24/04/2020	Evidence Match	23/04/2020	Contribution Received	Accounted	4,969.78	Cr
24/04/2020	Auto Transaction Rules	23/04/2020	DIRECT CREDIT NBC SUPER NORTHERN BEACHES 09:	Accounted	4,969.78	Dr
29/05/2020	Evidence Match	28/05/2020	Contribution Received	Accounted	2,653.40	Cr
29/05/2020	Auto Transaction Rules	28/05/2020	DIRECT CREDIT NBC SUPER NORTHERN BEACHES 09:	Accounted	2,653.40	Dr
25/06/2020	Evidence Match	24/06/2020	Contribution Received	Accounted	4,903.60	Cr
25/06/2020	Auto Transaction Rules	24/06/2020	DIRECT CREDIT NBC SUPER NORTHERN BEACHES 09:	Accounted	4,903.60	Dr

Rick Wray Superannuation Fund
General Ledger Audit Trail
For the period from 1 July 2019 to 30 June 2020

Processed Date & User	Date	Description	State	Amount
-----------------------	------	-------------	-------	--------

Assets

Other Assets · Unsettled Trades · Acquisitions · Direct Property · 2 · 31 Belgrave Street, Manly 2095

17/06/2021	Evidence Match	5/03/2020	Capital Improvement - Paid	Accounted	6,790.38	Dr
17/06/2021	li@armstrongadvisory.com.au	30/06/2020	PAY ANYONE 0168817519shane lee WBC581175 Belgrav	Accounted	6,790.38	Cr

Other Assets · Unsettled Trades · Acquisitions · Direct Property · 201 · 30 Fisher Road, Dee Why 2099

17/05/2021	Evidence Match	23/06/2020	Capital Improvement - Paid	Accounted	1,925.00	Dr
17/05/2021	li@armstrongadvisory.com.au	23/06/2020	OSKO PAYMENT Alt Electrical 201/30 fisher	Accounted	1,925.00	Cr

Other Assets · Unsettled Trades · Acquisitions · Shares in Listed Companies · Mma Offshore Limited

21/05/2021	li@armstrongadvisory.com.au	21/04/2020	Listed Security Purchase	Accounted	879.95	Cr
21/05/2021	Evidence Match	23/04/2020	Listed Security Purchase	Accounted	879.95	Dr

Other Assets · Unsettled Trades · Acquisitions · Shares in Listed Companies · National Australia Bank Limited

21/05/2021	li@armstrongadvisory.com.au	9/03/2020	CMC Market	Accounted	11,664.95	Cr
21/05/2021	Evidence Match	9/03/2020	CMC Market	Accounted	11,664.95	Dr

Other Assets · Unsettled Trades · Acquisitions · Shares in Listed Companies · Sky Network Television Limited.

21/05/2021	li@armstrongadvisory.com.au	6/08/2019	Listed Security Purchase	Accounted	8,244.95	Cr
21/05/2021	Evidence Match	8/08/2019	Listed Security Purchase	Accounted	8,244.95	Dr

Other Assets · Unsettled Trades · Acquisitions · Shares in Listed Companies · Speedcast International Limited

21/05/2021	li@armstrongadvisory.com.au	8/08/2019	Listed Security Purchase	Accounted	3,604.95	Cr
21/05/2021	Evidence Match	3/10/2019	Listed Security Purchase	Accounted	3,604.95	Dr

Other Assets · Unsettled Trades · Disposals · Shares in Listed Companies · Ansell Limited

21/05/2021	li@armstrongadvisory.com.au	30/07/2019	Listed Security Sale	Accounted	5,536.05	Dr
21/05/2021	Evidence Match	1/08/2019	Listed Security Sale	Accounted	5,536.05	Cr

Other Assets · Unsettled Trades · Disposals · Shares in Listed Companies · Australia And New Zealand Banking Group l

21/05/2021	li@armstrongadvisory.com.au	4/07/2019	Listed Security Sale	Accounted	5,463.45	Dr
21/05/2021	Evidence Match	8/07/2019	Listed Security Sale	Accounted	5,463.45	Cr

Other Assets · Unsettled Trades · Disposals · Shares in Listed Companies · Bendigo And Adelaide Bank Limited

21/05/2021	li@armstrongadvisory.com.au	30/07/2019	Listed Security Sale	Accounted	8,086.05	Dr
21/05/2021	Evidence Match	1/08/2019	Listed Security Sale	Accounted	8,086.05	Cr

Other Assets · Unsettled Trades · Disposals · Shares in Listed Companies · Bluescope Steel Limited

21/05/2021	li@armstrongadvisory.com.au	4/07/2019	Listed Security Sale	Accounted	3,927.93	Dr
21/05/2021	Evidence Match	8/07/2019	Listed Security Sale	Accounted	3,927.93	Cr

Other Assets · Unsettled Trades · Disposals · Shares in Listed Companies · Cash Converters International

21/05/2021	li@armstrongadvisory.com.au	4/07/2019	Listed Security Sale	Accounted	2,380.05	Dr
21/05/2021	Evidence Match	8/07/2019	Listed Security Sale	Accounted	2,380.05	Cr

Other Assets · Unsettled Trades · Disposals · Shares in Listed Companies · Cybg PLC - Cdi 1:1 Foreign Exempt Lse

21/05/2021	li@armstrongadvisory.com.au	30/07/2019	Listed Security Sale	Accounted	1,771.34	Dr
21/05/2021	Evidence Match	1/08/2019	Listed Security Sale	Accounted	1,771.34	Cr

Rick Wray Superannuation Fund
General Ledger Audit Trail
For the period from 1 July 2019 to 30 June 2020

Processed Date & User	Date	Description	State	Amount
-----------------------	------	-------------	-------	--------

Assets

Other Assets · Unsettled Trades · Disposals · Shares in Listed Companies · Kogan.Com Ltd

21/05/2021	li@armstrongadvisory.com.au	30/07/2019	Listed Security Sale	Accounted	2,462.55	Dr
21/05/2021	Evidence Match	1/08/2019	Listed Security Sale	Accounted	2,462.55	Cr

Other Assets · Unsettled Trades · Disposals · Shares in Listed Companies · National Australia Bank Limited

21/05/2021	li@armstrongadvisory.com.au	4/07/2019	Listed Security Sale	Accounted	18,810.05	Dr
21/05/2021	Evidence Match	8/07/2019	Listed Security Sale	Accounted	18,810.05	Cr

Other Assets · Unsettled Trades · Disposals · Shares in Listed Companies · Oz Minerals Limited

21/05/2021	li@armstrongadvisory.com.au	30/07/2019	Listed Security Sale	Accounted	2,068.44	Dr
21/05/2021	Evidence Match	1/08/2019	Listed Security Sale	Accounted	2,068.44	Cr

Other Assets · Unsettled Trades · Disposals · Shares in Listed Companies · Regional Express Holdings Limited

21/05/2021	li@armstrongadvisory.com.au	4/07/2019	Listed Security Sale	Accounted	5,372.73	Dr
21/05/2021	Evidence Match	8/07/2019	Listed Security Sale	Accounted	5,372.73	Cr

Other Assets · Unsettled Trades · Disposals · Shares in Listed Companies · Suncorp Group Limited

21/05/2021	li@armstrongadvisory.com.au	4/07/2019	Listed Security Sale	Accounted	22,941.73	Dr
21/05/2021	Evidence Match	8/07/2019	Listed Security Sale	Accounted	22,941.73	Cr

Other Assets · Unsettled Trades · Disposals · Shares in Listed Companies · Westpac Banking Corporation

21/05/2021	li@armstrongadvisory.com.au	4/07/2019	Listed Security Sale	Accounted	4,356.20	Dr
21/05/2021	Evidence Match	8/07/2019	Listed Security Sale	Accounted	4,356.20	Cr

Other Assets · Unsettled Trades · Disposals · Stapled Securities · Scentre Group - Fully Paid Ordinary · Units Stapled Se

21/05/2021	li@armstrongadvisory.com.au	4/07/2019	Listed Security Sale	Accounted	8,060.05	Dr
21/05/2021	Evidence Match	8/07/2019	Listed Security Sale	Accounted	8,060.05	Cr

Liabilities

Fund Suspense · Bendigo Bank #2 1131737355

21/05/2021	Evidence Match	8/07/2019	CMC Market	Accounted	5,372.73	Dr
21/05/2021	Evidence Match	8/07/2019	CMC Market	Accounted	8,060.05	Dr
21/05/2021	Evidence Match	8/07/2019	CMC Market	Accounted	5,463.45	Dr
21/05/2021	Evidence Match	8/07/2019	CMC Market	Accounted	4,356.20	Dr
21/05/2021	Evidence Match	8/07/2019	CMC Market	Accounted	18,810.05	Dr
21/05/2021	Evidence Match	8/07/2019	CMC Market	Accounted	22,941.73	Dr
21/05/2021	Evidence Match	8/07/2019	CMC Market	Accounted	3,927.93	Dr
21/05/2021	Evidence Match	8/07/2019	CMC Market	Accounted	2,380.05	Dr
21/05/2021	li@armstrongadvisory.com.au	8/07/2019	CMC Market	Accounted	71,312.19	Cr
25/05/2021	Evidence Match	10/07/2019	CMC Market	Accounted	60,000.00	Cr
21/05/2021	li@armstrongadvisory.com.au	10/07/2019	CMC Market	Accounted	60,000.00	Dr
21/05/2021	li@armstrongadvisory.com.au	1/08/2019	interest	Accounted	0.40	Cr
21/05/2021	li@armstrongadvisory.com.au	1/08/2019	CMC Market	Accounted	19,924.43	Cr
21/05/2021	Evidence Match	1/08/2019	interest	Accounted	0.40	Dr
21/05/2021	Evidence Match	1/08/2019	CMC Market	Accounted	1,771.34	Dr

Rick Wray Superannuation Fund
General Ledger Audit Trail
For the period from 1 July 2019 to 30 June 2020

Processed Date & User	Date	Description	State	Amount
-----------------------	------	-------------	-------	--------

Liabilities

Fund Suspense - Bendigo Bank #2 1131737355

21/05/2021	Evidence Match	1/08/2019	CMC Market	Accounted	8,086.05	Dr
21/05/2021	Evidence Match	1/08/2019	CMC Market	Accounted	2,462.55	Dr
21/05/2021	Evidence Match	1/08/2019	CMC Market	Accounted	5,536.05	Dr
21/05/2021	Evidence Match	1/08/2019	CMC Market	Accounted	2,068.44	Dr
21/05/2021	Evidence Match	5/08/2019	CMC Market	Accounted	20,000.00	Cr
21/05/2021	li@armstrongadvisory.com.au	5/08/2019	CMC Market	Accounted	20,000.00	Dr
21/05/2021	Evidence Match	8/08/2019	CMC Market	Accounted	8,244.95	Cr
21/05/2021	li@armstrongadvisory.com.au	8/08/2019	CMC Market	Accounted	8,244.95	Dr
21/05/2021	li@armstrongadvisory.com.au	30/08/2019	CMC Market	Accounted	125.40	Cr
25/05/2021	Evidence Match	30/08/2019	CMC Market	Accounted	125.40	Dr
21/05/2021	li@armstrongadvisory.com.au	1/09/2019	interest	Accounted	0.18	Cr
21/05/2021	Evidence Match	1/09/2019	interest	Accounted	0.18	Dr
21/05/2021	Evidence Match	26/09/2019	CBA DIV	Accounted	462.00	Dr
21/05/2021	li@armstrongadvisory.com.au	26/09/2019	CBA DIV	Accounted	462.00	Cr
21/05/2021	Evidence Match	2/10/2019	SERVCORP DIV	Accounted	100.00	Dr
21/05/2021	li@armstrongadvisory.com.au	2/10/2019	SERVCORP DIV	Accounted	100.00	Cr
21/05/2021	Evidence Match	3/10/2019	CMC Market	Accounted	3,604.95	Cr
21/05/2021	li@armstrongadvisory.com.au	3/10/2019	CMC Market	Accounted	3,604.95	Dr
25/05/2021	Evidence Match	29/10/2019	TRANSFER	Accounted	10,000.00	Dr
21/05/2021	li@armstrongadvisory.com.au	29/10/2019	TRANSFER	Accounted	10,000.00	Cr
25/05/2021	Evidence Match	31/10/2019	DIV AVN	Accounted	126.60	Dr
21/05/2021	li@armstrongadvisory.com.au	31/10/2019	DIV AVN	Accounted	126.60	Cr
21/05/2021	li@armstrongadvisory.com.au	27/11/2019	DIV BOQ	Accounted	155.00	Cr
25/05/2021	Evidence Match	27/11/2019	DIV BOQ	Accounted	155.00	Dr
21/05/2021	Evidence Match	20/02/2020	DIV AVN	Accounted	127.80	Dr
21/05/2021	li@armstrongadvisory.com.au	20/02/2020	DIV AVN	Accounted	127.80	Cr
21/05/2021	Evidence Match	9/03/2020	CMC Market	Accounted	11,664.95	Cr
21/05/2021	li@armstrongadvisory.com.au	9/03/2020	CMC Market	Accounted	11,664.95	Dr
21/05/2021	Evidence Match	31/03/2020	CBA DIV	Accounted	400.00	Dr
21/05/2021	li@armstrongadvisory.com.au	31/03/2020	CBA DIV	Accounted	400.00	Cr
21/05/2021	Evidence Match	2/04/2020	SERVCORP DIV	Accounted	110.00	Dr
21/05/2021	li@armstrongadvisory.com.au	2/04/2020	SERVCORP DIV	Accounted	110.00	Cr
21/05/2021	Evidence Match	23/04/2020	CMC Market	Accounted	879.95	Cr
21/05/2021	li@armstrongadvisory.com.au	23/04/2020	CMC Market	Accounted	879.95	Dr
21/05/2021	Evidence Match	20/05/2020	DIV AVN	Accounted	31.95	Dr
21/05/2021	li@armstrongadvisory.com.au	20/05/2020	DIV AVN	Accounted	31.95	Cr

Fund Suspense - Bendigo Bank 130890874

25/05/2021	Evidence Match	1/07/2019	DIVIDEND A067/00589790 ANZ DIVIDEND 0906122413	Accounted	956.00	Dr
------------	----------------	-----------	--	-----------	--------	----

Rick Wray Superannuation Fund
General Ledger Audit Trail
For the period from 1 July 2019 to 30 June 2020

Processed Date & User	Date	Description	State	Amount
-----------------------	------	-------------	-------	--------

Liabilities

Fund Suspense - Bendigo Bank 130890874

2/07/2019	Evidence Match	1/07/2019	INTEREST	Accounted	0.73	Dr
2/07/2019	Evidence Match	1/07/2019	DIRECT CREDIT AA Suite 201 Rent ARMSTRONG ADVIS	Accounted	1,450.00	Dr
2/07/2019	Evidence Match	1/07/2019	TRANSACTION FEES CHARGED	Accounted	1.60	Cr
2/07/2019	Automated Feed	1/07/2019	DIRECT CREDIT AA Suite 201 Rent ARMSTRONG ADVIS	Accounted	1,450.00	Cr
2/07/2019	Automated Feed	1/07/2019	TRANSACTION FEES CHARGED	Accounted	1.60	Dr
2/07/2019	Automated Feed	1/07/2019	DIVIDEND A067/00589790 ANZ DIVIDEND 0906122413	Accounted	956.00	Cr
2/07/2019	Automated Feed	1/07/2019	INTEREST	Accounted	0.73	Cr
13/01/2020	Evidence Match	3/07/2019	DIVIDEND DV201/00514753 NAB INTERIM DIV 09068487	Accounted	1,826.00	Dr
4/07/2019	Automated Feed	3/07/2019	DIVIDEND DV201/00514753 NAB INTERIM DIV 09068487	Accounted	1,826.00	Cr
9/07/2019	Automated Feed	8/07/2019	PAY ANYONE 0157827271Armstrong WBC453911 ASIC Ic	Accounted	77.00	Dr
9/07/2019	Automated Feed	8/07/2019	PAY ANYONE 0157826938Strata pla BBL135389146Fishe	Accounted	1,426.43	Dr
9/07/2019	Automated Feed	8/07/2019	BILL PAYMENT 0109576993 BPAY TO: ASIC	Accounted	53.00	Dr
9/07/2019	Automated Feed	8/07/2019	PAY ANYONE 0157827676NB Propert BBL124554601Fish	Accounted	232.85	Dr
17/05/2021	Evidence Match	8/07/2019	BILL PAYMENT 0109576993 BPAY TO: ASIC	Accounted	53.00	Cr
17/05/2021	Evidence Match	8/07/2019	PAY ANYONE 0157827271Armstrong WBC453911 ASIC Ic	Accounted	77.00	Cr
17/05/2021	Evidence Match	8/07/2019	PAY ANYONE 0157826938Strata pla BBL135389146Fishe	Accounted	1,426.43	Cr
21/05/2021	Evidence Match	8/07/2019	PAY ANYONE 0157827676NB Propert BBL124554601Fish	Accounted	232.85	Cr
25/05/2021	Evidence Match	10/07/2019	DIRECT CREDIT 7383640 CMC MARKETS STOC 090840	Accounted	60,000.00	Dr
11/07/2019	Automated Feed	10/07/2019	DIRECT CREDIT 7383640 CMC MARKETS STOC 090840	Accounted	60,000.00	Cr
25/05/2021	Evidence Match	11/07/2019	E-BANKING TFR 0179317086 Pension	Accounted	60,000.00	Cr
12/07/2019	Automated Feed	11/07/2019	BILL PAYMENT 0109668771 BPAY TO: SYDNEY WATER	Accounted	185.25	Dr
12/07/2019	Automated Feed	11/07/2019	E-BANKING TFR 0179317086 Pension	Accounted	60,000.00	Dr
21/05/2021	Evidence Match	22/07/2019	BILL PAYMENT 0109918258 BPAY TO: SYDNEY WATER	Accounted	28.62	Cr
23/07/2019	Automated Feed	22/07/2019	BILL PAYMENT 0109918258 BPAY TO: SYDNEY WATER	Accounted	28.62	Dr
2/08/2019	Automated Feed	1/08/2019	TRANSACTION FEES CHARGED	Accounted	2.80	Dr
2/08/2019	Automated Feed	1/08/2019	INTEREST	Accounted	0.70	Cr
2/08/2019	Automated Feed	1/08/2019	DIRECT CREDIT AA Suite 201 Rent ARMSTRONG ADVIS	Accounted	1,500.00	Cr
2/08/2019	Evidence Match	1/08/2019	TRANSACTION FEES CHARGED	Accounted	2.80	Cr
2/08/2019	Evidence Match	1/08/2019	INTEREST	Accounted	0.70	Dr
21/05/2021	Evidence Match	1/08/2019	DIRECT CREDIT AA Suite 201 Rent ARMSTRONG ADVIS	Accounted	1,500.00	Dr
21/05/2021	Evidence Match	5/08/2019	DIRECT CREDIT 7593606 CMC MARKETS STOC 091381	Accounted	20,000.00	Dr
6/08/2019	Automated Feed	5/08/2019	DIRECT CREDIT 7593606 CMC MARKETS STOC 091381	Accounted	20,000.00	Cr
25/05/2021	Evidence Match	6/08/2019	E-BANKING TFR 0181631143 Pension	Accounted	9,685.00	Cr
7/08/2019	Automated Feed	6/08/2019	E-BANKING TFR 0181631143 Pension	Accounted	10,000.00	Dr
28/08/2019	Automated Feed	27/08/2019	E-BANKING TFR 0183503809	Accounted	10,000.00	Dr
28/08/2019	Automated Feed	27/08/2019	BILL PAYMENT 0110904427 BPAY TO: NB COUNCIL -RA	Accounted	2,093.13	Dr
28/08/2019	Automated Feed	27/08/2019	BILL PAYMENT 0110904375 BPAY TO: NB COUNCIL -RA	Accounted	1,280.05	Dr
28/08/2019	Automated Feed	27/08/2019	DIRECT CREDIT NBC SUPER NORTHERN BEACHES 09	Accounted	2,633.05	Cr
21/05/2021	Evidence Match	27/08/2019	BILL PAYMENT 0110904375 BPAY TO: NB COUNCIL -RA	Accounted	1,280.05	Cr
25/05/2021	Evidence Match	27/08/2019	E-BANKING TFR 0183503809	Accounted	10,000.00	Cr
28/08/2019	Evidence Match	27/08/2019	DIRECT CREDIT NBC SUPER NORTHERN BEACHES 09	Accounted	2,633.05	Dr
13/01/2020	Evidence Match	30/08/2019	DEBENTURE AUG19/00827232 STOCKLAND LTD 09193	Accounted	141.00	Dr
31/08/2019	Automated Feed	30/08/2019	DEBENTURE AUG19/00827232 STOCKLAND LTD 09193	Accounted	141.00	Cr
2/09/2019	Evidence Match	1/09/2019	INTEREST	Accounted	0.88	Dr
2/09/2019	Evidence Match	1/09/2019	TRANSACTION FEES CHARGED	Accounted	1.60	Cr
2/09/2019	Automated Feed	1/09/2019	INTEREST	Accounted	0.88	Cr
2/09/2019	Automated Feed	1/09/2019	TRANSACTION FEES CHARGED	Accounted	1.60	Dr
21/05/2021	Evidence Match	2/09/2019	DIRECT CREDIT AA Suite 201 Rent ARMSTRONG ADVIS	Accounted	1,500.00	Dr
3/09/2019	Automated Feed	2/09/2019	DIRECT CREDIT AA Suite 201 Rent ARMSTRONG ADVIS	Accounted	1,500.00	Cr

Rick Wray Superannuation Fund
General Ledger Audit Trail
For the period from 1 July 2019 to 30 June 2020

Processed Date & User	Date	Description	State	Amount
-----------------------	------	-------------	-------	--------

Liabilities

Fund Suspense - Bendigo Bank 130890874

25/05/2021	Evidence Match	20/09/2019	DIVIDEND 001233326995 AGL FNL DIV 0923853334	Accounted	192.00	Dr
21/09/2019	Automated Feed	20/09/2019	DIVIDEND 001233326995 AGL FNL DIV 0923853334	Accounted	192.00	Cr
26/09/2019	Automated Feed	25/09/2019	DIVIDEND 001231581452 N SUN FINAL DIV 0924537656	Accounted	2,200.00	Cr
17/05/2021	Evidence Match	25/09/2019	DIVIDEND 001231581452 N SUN FINAL DIV 0924537656	Accounted	2,200.00	Dr
27/09/2019	Automated Feed	26/09/2019	DIRECT CREDIT NBC SUPER NORTHERN BEACHES 09:	Accounted	1,948.35	Cr
27/09/2019	Evidence Match	26/09/2019	DIRECT CREDIT NBC SUPER NORTHERN BEACHES 09:	Accounted	1,948.35	Dr
13/01/2020	Evidence Match	30/09/2019	DIVIDEND S00099257512 N Bendigo 0925643119	Accounted	700.00	Dr
1/10/2019	Automated Feed	30/09/2019	DIVIDEND S00099257512 N Bendigo 0925643119	Accounted	700.00	Cr
21/05/2021	Evidence Match	1/10/2019	DIRECT CREDIT AA Suite 201 Rent ARMSTRONG ADVIS	Accounted	1,500.00	Dr
2/10/2019	Evidence Match	1/10/2019	INTEREST	Accounted	0.63	Dr
2/10/2019	Automated Feed	1/10/2019	DIRECT CREDIT AA Suite 201 Rent ARMSTRONG ADVIS	Accounted	1,500.00	Cr
2/10/2019	Automated Feed	1/10/2019	INTEREST	Accounted	0.63	Cr
25/05/2021	Evidence Match	2/10/2019	E-BANKING TFR 0181631143 Pension	Accounted	150.00	Cr
25/05/2021	Evidence Match	2/10/2019	DIVIDEND S00018961679 N SERVCORP LIMITED 092621	Accounted	150.00	Dr
3/10/2019	Automated Feed	2/10/2019	DIVIDEND S00018961679 N SERVCORP LIMITED 092621	Accounted	150.00	Cr
25/05/2021	Evidence Match	4/10/2019	DIVIDEND 19FPA/00831795 QBE DIVIDEND 0926819877	Accounted	350.00	Dr
5/10/2019	Automated Feed	4/10/2019	DIVIDEND 19FPA/00831795 QBE DIVIDEND 0926819877	Accounted	350.00	Cr
10/10/2019	Automated Feed	9/10/2019	PAY ANYONE 0162534723Floortech STG441275510Inv 0f	Accounted	3,682.21	Dr
17/05/2021	Evidence Match	22/10/2019	BILL PAYMENT 0112359902 BPAY TO: SYDNEY WATER	Accounted	14.46	Cr
23/10/2019	Automated Feed	22/10/2019	BILL PAYMENT 0112359979 BPAY TO: DEFT PAYMENTS	Accounted	2,949.89	Dr
23/10/2019	Automated Feed	22/10/2019	BILL PAYMENT 0112359902 BPAY TO: SYDNEY WATER	Accounted	14.46	Dr
23/10/2019	Automated Feed	22/10/2019	BILL PAYMENT 0112359848 BPAY TO: SYDNEY WATER	Accounted	185.25	Dr
17/06/2021	Evidence Match	24/10/2019	DIRECT CREDIT 001235055210 N SUN CAP RETURN 09:	Accounted	1,950.00	Dr
25/10/2019	Evidence Match	24/10/2019	DIRECT CREDIT NBC SUPER NORTHERN BEACHES 09:	Accounted	2,637.72	Dr
25/10/2019	Automated Feed	24/10/2019	DIRECT CREDIT NBC SUPER NORTHERN BEACHES 09:	Accounted	2,637.72	Cr
25/10/2019	Automated Feed	24/10/2019	DIRECT CREDIT 001235055210 N SUN CAP RETURN 09:	Accounted	1,950.00	Cr
25/05/2021	Evidence Match	29/10/2019	PAY ANYONE 0163496371Rick Wray BBL131737355To sl	Accounted	10,000.00	Cr
30/10/2019	Automated Feed	29/10/2019	PAY ANYONE 0163496371Rick Wray BBL131737355To sl	Accounted	10,000.00	Dr
2/11/2019	Automated Feed	1/11/2019	DIRECT CREDIT AA Suite 201 Rent ARMSTRONG ADVIS	Accounted	1,500.00	Cr
2/11/2019	Automated Feed	1/11/2019	TRANSACTION FEES CHARGED	Accounted	2.00	Dr
2/11/2019	Automated Feed	1/11/2019	INTEREST	Accounted	0.76	Cr
2/11/2019	Evidence Match	1/11/2019	TRANSACTION FEES CHARGED	Accounted	2.00	Cr
21/05/2021	Evidence Match	1/11/2019	DIRECT CREDIT AA Suite 201 Rent ARMSTRONG ADVIS	Accounted	1,500.00	Dr
2/11/2019	Evidence Match	1/11/2019	INTEREST	Accounted	0.76	Dr
15/11/2019	Automated Feed	14/11/2019	PAY ANYONE 0164363237shane lee WBC581175 Floor Br	Accounted	3,531.81	Dr
27/11/2019	Evidence Match	26/11/2019	DIRECT CREDIT NBC SUPER NORTHERN BEACHES 09:	Accounted	2,476.69	Dr
27/11/2019	Automated Feed	26/11/2019	DIRECT CREDIT NBC SUPER NORTHERN BEACHES 09:	Accounted	2,476.69	Cr
2/12/2019	Evidence Match	1/12/2019	TRANSACTION FEES CHARGED	Accounted	0.40	Cr
2/12/2019	Evidence Match	1/12/2019	INTEREST	Accounted	0.37	Dr
2/12/2019	Automated Feed	1/12/2019	INTEREST	Accounted	0.37	Cr
2/12/2019	Automated Feed	1/12/2019	TRANSACTION FEES CHARGED	Accounted	0.40	Dr
21/05/2021	Evidence Match	2/12/2019	DIRECT CREDIT AA Suite 201 Rent ARMSTRONG ADVIS	Accounted	1,500.00	Dr
3/12/2019	Automated Feed	2/12/2019	DIRECT CREDIT AA Suite 201 Rent ARMSTRONG ADVIS	Accounted	1,500.00	Cr
13/12/2019	Automated Feed	12/12/2019	DIVIDEND DV202/00509573 NAB FINAL DIV 0941219396	Accounted	1,245.00	Cr
13/12/2019	Automated Feed	12/12/2019	DIRECT CREDIT NBC SUPER NORTHERN BEACHES 09:	Accounted	2,492.95	Cr
13/12/2019	Evidence Match	12/12/2019	DIRECT CREDIT NBC SUPER NORTHERN BEACHES 09:	Accounted	2,492.95	Dr
17/05/2021	Evidence Match	12/12/2019	DIVIDEND DV202/00509573 NAB FINAL DIV 0941219396	Accounted	1,245.00	Dr
25/05/2021	Evidence Match	18/12/2019	DIVIDEND A068/00586275 ANZ DIVIDEND 0942374770	Accounted	800.00	Dr

Rick Wray Superannuation Fund
General Ledger Audit Trail
For the period from 1 July 2019 to 30 June 2020

Processed Date & User	Date	Description	State	Amount
-----------------------	------	-------------	-------	--------

Liabilities

Fund Suspense - Bendigo Bank 130890874

19/12/2019	Automated Feed	18/12/2019	DIVIDEND A068/00586275 ANZ DIVIDEND 0942374770	Accounted	800.00	Cr
21/12/2019	Evidence Match	20/12/2019	DIVIDEND 001235852208 WBC DIVIDEND 0943217747	Accounted	1,200.00	Dr
21/12/2019	Automated Feed	20/12/2019	DIVIDEND 001235852208 WBC DIVIDEND 0943217747	Accounted	1,200.00	Cr
31/12/2019	Automated Feed	29/12/2019	PAY ANYONE 0166632471shane lee WBC581175 Belgrav	Accounted	2,396.62	Dr
2/01/2020	Evidence Match	1/01/2020	TRANSACTION FEES CHARGED	Accounted	0.40	Cr
2/01/2020	Evidence Match	1/01/2020	INTEREST	Accounted	0.59	Dr
2/01/2020	Automated Feed	1/01/2020	TRANSACTION FEES CHARGED	Accounted	0.40	Dr
2/01/2020	Automated Feed	1/01/2020	INTEREST	Accounted	0.59	Cr
3/01/2020	Automated Feed	2/01/2020	DIRECT CREDIT AA Suite 201 Rent ARMSTRONG ADVIS	Accounted	1,500.00	Cr
21/05/2021	Evidence Match	2/01/2020	DIRECT CREDIT AA Suite 201 Rent ARMSTRONG ADVIS	Accounted	1,500.00	Dr
14/01/2020	Automated Feed	13/01/2020	PAY ANYONE 0167164248NB Propert BBL124554601Fish	Accounted	232.05	Dr
14/01/2020	Automated Feed	13/01/2020	PAY ANYONE 0167164418Strata pla BBL135389146Fishe	Accounted	1,426.43	Dr
21/05/2021	Evidence Match	13/01/2020	PAY ANYONE 0167164418Strata pla BBL135389146Fishe	Accounted	1,426.43	Cr
21/05/2021	Evidence Match	13/01/2020	PAY ANYONE 0167164248NB Propert BBL124554601Fish	Accounted	232.05	Cr
15/01/2020	Automated Feed	14/01/2020	BILL PAYMENT 0114429555 BPAY TO: SYDNEY WATER	Accounted	183.24	Dr
15/01/2020	Automated Feed	14/01/2020	BILL PAYMENT 0114429439 BPAY TO: DEFT PAYMENTS	Accounted	2,949.89	Dr
17/01/2020	Automated Feed	16/01/2020	PAY ANYONE 0167347612shane lee WBC581175 Belgrav	Accounted	4,547.11	Dr
17/01/2020	Automated Feed	16/01/2020	PAY ANYONE 0167349781Strata pla BBL135389146Fishe	Accounted	191.43	Dr
21/05/2021	Evidence Match	16/01/2020	PAY ANYONE 0167349781Strata pla BBL135389146Fishe	Accounted	191.43	Cr
17/06/2021	Evidence Match	16/01/2020	BILL PAYMENT 0109668771 BPAY TO: SYDNEY WATER	Accounted	185.25	Cr
17/06/2021	Evidence Match	16/01/2020	PAY ANYONE 0167347612shane lee WBC581175 Belgrav	Accounted	185.25	Dr
17/06/2021	Evidence Match	16/01/2020	BILL PAYMENT 0114429555 BPAY TO: SYDNEY WATER	Accounted	183.24	Cr
17/06/2021	Evidence Match	16/01/2020	PAY ANYONE 0167347612shane lee WBC581175 Belgrav	Accounted	183.24	Dr
17/06/2021	Evidence Match	16/01/2020	BILL PAYMENT 0112359848 BPAY TO: SYDNEY WATER	Accounted	185.25	Cr
17/06/2021	Evidence Match	16/01/2020	PAY ANYONE 0167347612shane lee WBC581175 Belgrav	Accounted	185.25	Dr
17/06/2021	Evidence Match	16/01/2020	BILL PAYMENT 0112359979 BPAY TO: DEFT PAYMENTS	Accounted	2,949.89	Cr
17/06/2021	Evidence Match	16/01/2020	PAY ANYONE 0167347612shane lee WBC581175 Belgrav	Accounted	2,949.89	Dr
17/06/2021	Evidence Match	16/01/2020	PAY ANYONE 0166632471shane lee WBC581175 Belgrav	Accounted	2,396.62	Cr
17/06/2021	Evidence Match	16/01/2020	PAY ANYONE 0167347612shane lee WBC581175 Belgrav	Accounted	2,396.62	Dr
17/06/2021	Evidence Match	16/01/2020	BILL PAYMENT 0114429439 BPAY TO: DEFT PAYMENTS	Accounted	2,949.89	Cr
17/06/2021	Evidence Match	16/01/2020	PAY ANYONE 0167347612shane lee WBC581175 Belgrav	Accounted	2,949.89	Dr
17/06/2021	Evidence Match	16/01/2020	BILL PAYMENT 0110904427 BPAY TO: NB COUNCIL -RA	Accounted	2,093.13	Cr
17/06/2021	Evidence Match	16/01/2020	PAY ANYONE 0167347612shane lee WBC581175 Belgrav	Accounted	2,093.13	Dr
22/09/2021	Evidence Match	16/01/2020	PAY ANYONE 0167347612shane lee WBC581175 Belgrav	Accounted	21,050.38	Cr
29/01/2020	Evidence Match	28/01/2020	DIRECT CREDIT NBC SUPER NORTHERN BEACHES 09:	Accounted	2,443.76	Dr
29/01/2020	Automated Feed	28/01/2020	DIRECT CREDIT NBC SUPER NORTHERN BEACHES 09:	Accounted	2,443.76	Cr
2/02/2020	Automated Feed	1/02/2020	TRANSACTION FEES CHARGED	Accounted	2.40	Dr
2/02/2020	Automated Feed	1/02/2020	INTEREST	Accounted	0.47	Cr
2/02/2020	Evidence Match	1/02/2020	INTEREST	Accounted	0.47	Dr
2/02/2020	Evidence Match	1/02/2020	TRANSACTION FEES CHARGED	Accounted	2.40	Cr
21/05/2021	Evidence Match	3/02/2020	DIRECT CREDIT AA Suite 201 Rent ARMSTRONG ADVIS	Accounted	1,500.00	Dr
4/02/2020	Automated Feed	3/02/2020	DIRECT CREDIT AA Suite 201 Rent ARMSTRONG ADVIS	Accounted	1,500.00	Cr
21/05/2021	Evidence Match	4/02/2020	BILL PAYMENT 0114948942 BPAY TO: SYDNEY WATER	Accounted	14.30	Cr
5/02/2020	Automated Feed	4/02/2020	BILL PAYMENT 0114948942 BPAY TO: SYDNEY WATER	Accounted	14.30	Dr
11/02/2020	Automated Feed	10/02/2020	PAY ANYONE 0168214646shane lee WBC581175 Belgrav	Accounted	3,923.10	Dr
17/06/2021	Evidence Match	13/02/2020	PAY ANYONE 0167347612shane lee WBC581175 Belgrav	Accounted	2,370.00	Dr
17/06/2021	Evidence Match	13/02/2020	PAY ANYONE 0168302972shane lee WBC581175 Belgrav	Accounted	2,370.00	Cr
14/02/2020	Automated Feed	13/02/2020	PAY ANYONE 0168302972shane lee WBC581175 Belgrav	Accounted	2,370.00	Dr
28/02/2020	Automated Feed	27/02/2020	DIRECT CREDIT NBC SUPER NORTHERN BEACHES 09:	Accounted	2,199.74	Cr

Rick Wray Superannuation Fund
General Ledger Audit Trail
For the period from 1 July 2019 to 30 June 2020

Processed Date & User	Date	Description	State	Amount
-----------------------	------	-------------	-------	--------

Liabilities

Fund Suspense - Bendigo Bank 130890874

28/02/2020	Evidence Match	27/02/2020	DIRECT CREDIT NBC SUPER NORTHERN BEACHES 09: Accounted	2,199.74	Dr
17/05/2021	Evidence Match	28/02/2020	DEBENTURE FEB20/00826053 STOCKLAND LTD 095698 Accounted	135.00	Dr
29/02/2020	Automated Feed	28/02/2020	DEBENTURE FEB20/00826053 STOCKLAND LTD 095698 Accounted	135.00	Cr
21/05/2021	Evidence Match	1/03/2020	PAY ANYONE 0168715020NB Propert BBL124554601Suitr Accounted	231.25	Cr
2/03/2020	Evidence Match	1/03/2020	TRANSACTION FEES CHARGED Accounted	1.20	Cr
2/03/2020	Evidence Match	1/03/2020	INTEREST Accounted	0.17	Dr
3/03/2020	Automated Feed	1/03/2020	PAY ANYONE 0168715020NB Propert BBL124554601Suitr Accounted	231.25	Dr
2/03/2020	Automated Feed	1/03/2020	INTEREST Accounted	0.17	Cr
2/03/2020	Automated Feed	1/03/2020	TRANSACTION FEES CHARGED Accounted	1.20	Dr
21/05/2021	Evidence Match	2/03/2020	DIRECT CREDIT AA Suite 201 Rent ARMSTRONG ADVIS Accounted	1,500.00	Dr
3/03/2020	Automated Feed	2/03/2020	DIRECT CREDIT AA Suite 201 Rent ARMSTRONG ADVIS Accounted	1,500.00	Cr
17/06/2021	Evidence Match	5/03/2020	PAY ANYONE 0162534723Floortech STG441275510Inv 0f Accounted	3,682.21	Cr
17/06/2021	Evidence Match	5/03/2020	PAY ANYONE 0168817519shane lee WBC581175 Belgrav Accounted	3,682.21	Dr
6/03/2020	Automated Feed	5/03/2020	PAY ANYONE 0168817519shane lee WBC581175 Belgrav Accounted	3,944.26	Dr
17/06/2021	Evidence Match	5/03/2020	PAY ANYONE 0168817519shane lee WBC581175 Belgrav Accounted	3,923.10	Dr
17/06/2021	Evidence Match	5/03/2020	PAY ANYONE 0168214646shane lee WBC581175 Belgrav Accounted	3,923.10	Cr
17/06/2021	Evidence Match	5/03/2020	PAY ANYONE 0164363237shane lee WBC581175 Floor Bf Accounted	3,531.81	Cr
17/06/2021	Evidence Match	5/03/2020	PAY ANYONE 0168817519shane lee WBC581175 Belgrav Accounted	3,531.81	Dr
17/06/2021	Evidence Match	5/03/2020	PAY ANYONE 0168817519shane lee WBC581175 Belgrav Accounted	6,790.38	Cr
17/06/2021	Evidence Match	5/03/2020	PAY ANYONE 0168817519shane lee WBC581175 Belgrav Accounted	8,291.00	Cr
25/05/2021	Evidence Match	27/03/2020	DIVIDEND 001239719885 AGL ITM DIV 0962918158 Accounted	141.00	Dr
28/03/2020	Automated Feed	27/03/2020	DIVIDEND 001239719885 AGL ITM DIV 0962918158 Accounted	141.00	Cr
25/05/2021	Evidence Match	31/03/2020	DIVIDEND S00099257512 N Bendigo 0963452407 Accounted	620.00	Dr
17/05/2021	Evidence Match	31/03/2020	DIVIDEND 001237882687 N SUN INTERIM DIV 09634952 Accounted	1,262.30	Dr
1/04/2020	Automated Feed	31/03/2020	DIVIDEND 001237882687 N SUN INTERIM DIV 09634952 Accounted	1,262.30	Cr
1/04/2020	Automated Feed	31/03/2020	DIVIDEND S00099257512 N Bendigo 0963452407 Accounted	620.00	Cr
3/04/2020	Automated Feed	1/04/2020	TRANSACTION FEES CHARGED Accounted	0.80	Dr
3/04/2020	Automated Feed	1/04/2020	INTEREST Accounted	0.04	Cr
3/04/2020	Automated Feed	1/04/2020	DIRECT CREDIT AA Suite 201 Rent ARMSTRONG ADVIS Accounted	1,500.00	Cr
3/04/2020	Evidence Match	1/04/2020	TRANSACTION FEES CHARGED Accounted	0.80	Cr
21/05/2021	Evidence Match	1/04/2020	DIRECT CREDIT AA Suite 201 Rent ARMSTRONG ADVIS Accounted	1,500.00	Dr
3/04/2020	Evidence Match	1/04/2020	INTEREST Accounted	0.04	Dr
25/05/2021	Evidence Match	2/04/2020	E-BANKING TFR 0181631143 Pension Accounted	165.00	Cr
25/05/2021	Evidence Match	2/04/2020	DIVIDEND S00018961679 N SERVCORP LIMITED 096421 Accounted	165.00	Dr
3/04/2020	Automated Feed	2/04/2020	DIVIDEND S00018961679 N SERVCORP LIMITED 096421 Accounted	165.00	Cr
25/05/2021	Evidence Match	9/04/2020	DIVIDEND FPA20/00828829 QBE DIVIDEND 0965770470 Accounted	378.00	Dr
13/04/2020	Automated Feed	9/04/2020	DIVIDEND FPA20/00828829 QBE DIVIDEND 0965770470 Accounted	378.00	Cr
24/04/2020	Evidence Match	23/04/2020	DIRECT CREDIT NBC SUPER NORTHERN BEACHES 09i Accounted	4,969.78	Dr
24/04/2020	Automated Feed	23/04/2020	DIRECT CREDIT NBC SUPER NORTHERN BEACHES 09i Accounted	4,969.78	Cr
26/04/2020	Automated Feed	24/04/2020	BILL PAYMENT 0117069697 BPAY TO: SYDNEY WATER Accounted	14.30	Dr
26/04/2020	Automated Feed	24/04/2020	OSKO PAYMENT NB Property Developm Fisher cleaning A Accounted	232.05	Dr
26/04/2020	Automated Feed	24/04/2020	BILL PAYMENT 0117069677 BPAY TO: SYDNEY WATER Accounted	183.24	Dr
26/04/2020	Automated Feed	24/04/2020	OSKO PAYMENT Strata plan 81193 Strata, Fisher Jan-Mar Accounted	1,246.43	Dr
21/05/2021	Evidence Match	24/04/2020	BILL PAYMENT 0117069697 BPAY TO: SYDNEY WATER Accounted	14.30	Cr
21/05/2021	Evidence Match	24/04/2020	OSKO PAYMENT Strata plan 81193 Strata, Fisher Jan-Mar Accounted	1,246.43	Cr
21/05/2021	Evidence Match	24/04/2020	OSKO PAYMENT NB Property Developm Fisher cleaning A Accounted	232.05	Cr
17/06/2021	Evidence Match	24/04/2020	BILL PAYMENT 0117069677 BPAY TO: SYDNEY WATER Accounted	183.24	Cr
17/06/2021	Evidence Match	24/04/2020	PAY ANYONE 0167347612shane lee WBC581175 Belgrav Accounted	183.24	Dr

Rick Wray Superannuation Fund
General Ledger Audit Trail
For the period from 1 July 2019 to 30 June 2020

Processed Date & User	Date	Description	State	Amount
-----------------------	------	-------------	-------	--------

Liabilities

Fund Suspense - Bendigo Bank 130890874

21/05/2021	Evidence Match	1/05/2020	DIRECT CREDIT AA Suite 201 Rent ARMSTRONG ADVIS	Accounted	1,500.00	Dr
2/05/2020	Evidence Match	1/05/2020	TRANSACTION FEES CHARGED	Accounted	1.60	Cr
2/05/2020	Automated Feed	1/05/2020	DIRECT CREDIT AA Suite 201 Rent ARMSTRONG ADVIS	Accounted	1,500.00	Cr
2/05/2020	Automated Feed	1/05/2020	TRANSACTION FEES CHARGED	Accounted	1.60	Dr
17/05/2021	Evidence Match	5/05/2020	OSKO PAYMENT Armstrong Advisory G RICKWSF April 20	Accounted	1,963.50	Cr
6/05/2020	Automated Feed	5/05/2020	OSKO PAYMENT Armstrong Advisory G RICKWSF April 20	Accounted	1,963.50	Dr
29/05/2020	Evidence Match	28/05/2020	DIRECT CREDIT NBC SUPER NORTHERN BEACHES 09	Accounted	2,653.40	Dr
29/05/2020	Automated Feed	28/05/2020	DIRECT CREDIT NBC SUPER NORTHERN BEACHES 09	Accounted	2,653.40	Cr
2/06/2020	Automated Feed	1/06/2020	TRANSACTION FEES CHARGED	Accounted	0.40	Dr
2/06/2020	Automated Feed	1/06/2020	DIRECT CREDIT AA Suite 201 Rent ARMSTRONG ADVIS	Accounted	1,500.00	Cr
21/05/2021	Evidence Match	1/06/2020	DIRECT CREDIT AA Suite 201 Rent ARMSTRONG ADVIS	Accounted	1,500.00	Dr
2/06/2020	Evidence Match	1/06/2020	TRANSACTION FEES CHARGED	Accounted	0.40	Cr
17/06/2021	Evidence Match	19/06/2020	PAY ANYONE 0167347612shane lee WBC581175 Belgrav	Accounted	3,006.76	Dr
17/06/2021	Evidence Match	19/06/2020	BILL PAYMENT 0118532963 BPAY TO: DEFT PAYMENTS	Accounted	3,006.76	Cr
20/06/2020	Automated Feed	19/06/2020	BILL PAYMENT 0118532963 BPAY TO: DEFT PAYMENTS	Accounted	3,006.76	Dr
17/05/2021	Evidence Match	23/06/2020	OSKO PAYMENT Alt Electrical 201/30 fisher	Accounted	1,925.00	Cr
24/06/2020	Automated Feed	23/06/2020	OSKO PAYMENT Alt Electrical 201/30 fisher	Accounted	1,925.00	Dr
25/06/2020	Evidence Match	24/06/2020	DIRECT CREDIT NBC SUPER NORTHERN BEACHES 09	Accounted	4,903.60	Dr
25/06/2020	Automated Feed	24/06/2020	DIRECT CREDIT NBC SUPER NORTHERN BEACHES 09	Accounted	4,903.60	Cr
17/05/2021	Evidence Match	26/06/2020	DIRECT CREDIT 061446 EAIT Dist N One Registry Ser 09	Accounted	25.98	Dr
27/06/2020	Automated Feed	26/06/2020	DIRECT CREDIT 061446 EAIT Dist N One Registry Ser 09	Accounted	25.98	Cr
30/06/2020	Automated Feed	29/06/2020	BILL PAYMENT 0118778363 BPAY TO: TAX OFFICE PAY	Accounted	774.00	Dr
17/05/2021	Evidence Match	29/06/2020	BILL PAYMENT 0118778253 BPAY TO: ASIC	Accounted	54.00	Cr
30/06/2020	Automated Feed	29/06/2020	BILL PAYMENT 0118778253 BPAY TO: ASIC	Accounted	54.00	Dr
22/09/2021	Evidence Match	29/06/2020	BILL PAYMENT 0118778363 BPAY TO: TAX OFFICE PAY	Accounted	774.00	Cr
17/05/2021	Evidence Match	29/06/2020	OSKO PAYMENT Armstrong Advisory G Super Audit	Accounted	330.00	Cr
30/06/2020	Automated Feed	29/06/2020	OSKO PAYMENT Armstrong Advisory G Super Audit	Accounted	330.00	Dr

Income Tax Payable - Franking Credits - Shares in Listed Companies - AGL Energy Limited.

20/03/2020	nathan@armstrongadvisory.com.au	1/07/2019	Fund Tax Finalisation	Accounted	121.37	Cr
25/05/2021	li@armstrongadvisory.com.au	20/09/2019	DIVIDEND 001233326995 AGL FNL DIV 0923853334	Accounted	65.83	Dr
25/05/2021	li@armstrongadvisory.com.au	27/03/2020	DIVIDEND 001239719885 AGL ITM DIV 0962918158	Accounted	48.34	Dr

Income Tax Payable - Franking Credits - Shares in Listed Companies - AMP Limited

20/03/2020	nathan@armstrongadvisory.com.au	1/07/2019	Fund Tax Finalisation	Accounted	36.86	Cr
------------	---------------------------------	-----------	-----------------------	-----------	-------	----

Income Tax Payable - Franking Credits - Shares in Listed Companies - Australia And New Zealand Banking Group Limited

2/07/2019	Auto Transaction Rules - Modified by li@armstrongadvisory.com.au	1/07/2019	DIVIDEND A067/00589790 ANZ DIVIDEND 0906122413	Accounted	409.71	Dr
20/03/2020	nathan@armstrongadvisory.com.au	1/07/2019	Fund Tax Finalisation	Accounted	819.42	Cr
19/12/2019	Auto Transaction Rules - Modified by li@armstrongadvisory.com.au	18/12/2019	DIVIDEND A068/00586275 ANZ DIVIDEND 0942374770	Accounted	240.00	Dr

Income Tax Payable - Franking Credits - Shares in Listed Companies - Bank Of Queensland Limited.

20/03/2020	nathan@armstrongadvisory.com.au	1/07/2019	Fund Tax Finalisation	Accounted	154.29	Cr
------------	---------------------------------	-----------	-----------------------	-----------	--------	----

Rick Wray Superannuation Fund
General Ledger Audit Trail
For the period from 1 July 2019 to 30 June 2020

Processed Date & User	Date	Description	State	Amount
-----------------------	------	-------------	-------	--------

Liabilities

Income Tax Payable · Franking Credits · Shares in Listed Companies · Bank Of Queensland Limited.

25/05/2021	li@armstrongadvisory.com.au	27/11/2019	DIV BOQ	Accounted	66.43	Dr
------------	-----------------------------	------------	---------	-----------	-------	----

Income Tax Payable · Franking Credits · Shares in Listed Companies · Bendigo And Adelaide Bank Limited

20/03/2020	nathan@armstrongadvisory.com.au	1/07/2019	Fund Tax Finalisation	Accounted	780.00	Cr
13/01/2020	Income Announcement	30/09/2019	BEN 35C FRANKED@30%;DRP NIL DIS;BSP NIL DIS	Accounted	300.00	Dr
25/05/2021	li@armstrongadvisory.com.au	31/03/2020	DIVIDEND S00099257512 N Bendigo 0963452407	Accounted	265.71	Dr

Income Tax Payable · Franking Credits · Shares in Listed Companies · Commonwealth Bank Of Australia.

20/03/2020	nathan@armstrongadvisory.com.au	1/07/2019	Fund Tax Finalisation	Accounted	171.43	Cr
21/05/2021	li@armstrongadvisory.com.au	26/09/2019	CBA DIV	Accounted	198.00	Dr
21/05/2021	li@armstrongadvisory.com.au	31/03/2020	CBA DIV	Accounted	171.43	Dr

Income Tax Payable · Franking Credits · Shares in Listed Companies · Kogan.Com Ltd

20/03/2020	nathan@armstrongadvisory.com.au	1/07/2019	Fund Tax Finalisation	Accounted	26.14	Cr
------------	---------------------------------	-----------	-----------------------	-----------	-------	----

Income Tax Payable · Franking Credits · Shares in Listed Companies · National Australia Bank Limited

20/03/2020	nathan@armstrongadvisory.com.au	1/07/2019	Fund Tax Finalisation	Accounted	1,697.14	Cr
13/01/2020	Income Announcement	3/07/2019	NAB 83C FR@ 30%; DRP; BSP NIL DISCOUNT	Accounted	782.57	Dr
17/05/2021	li@armstrongadvisory.com.au	12/12/2019	DIVIDEND DV202/00509573 NAB FINAL DIV 0941219396	Accounted	533.57	Dr

Income Tax Payable · Franking Credits · Shares in Listed Companies · Oz Minerals Limited

20/03/2020	nathan@armstrongadvisory.com.au	1/07/2019	Fund Tax Finalisation	Accounted	19.72	Cr
------------	---------------------------------	-----------	-----------------------	-----------	-------	----

Income Tax Payable · Franking Credits · Shares in Listed Companies · QBE Insurance Group Limited

20/03/2020	nathan@armstrongadvisory.com.au	1/07/2019	Fund Tax Finalisation	Accounted	300.00	Cr
5/10/2019	Auto Transaction Rules - Modified by li@armstrongadvisory.com.au	4/10/2019	DIVIDEND 19FPA/00831795 QBE DIVIDEND 0926819877	Accounted	90.00	Dr
13/04/2020	Auto Transaction Rules - Modified by li@armstrongadvisory.com.au	9/04/2020	DIVIDEND FPA20/00828829 QBE DIVIDEND 0965770470	Accounted	48.60	Dr

Income Tax Payable · Franking Credits · Shares in Listed Companies · Regional Express Holdings Limited

20/03/2020	nathan@armstrongadvisory.com.au	1/07/2019	Fund Tax Finalisation	Accounted	205.71	Cr
------------	---------------------------------	-----------	-----------------------	-----------	--------	----

Income Tax Payable · Franking Credits · Shares in Listed Companies · Servcorp Limited

20/03/2020	nathan@armstrongadvisory.com.au	1/07/2019	Fund Tax Finalisation	Accounted	36.22	Cr
21/05/2021	li@armstrongadvisory.com.au	2/10/2019	SERVCORP DIV	Accounted	25.71	Dr
21/05/2021	li@armstrongadvisory.com.au	2/04/2020	SERVCORP DIV	Accounted	11.79	Dr

Income Tax Payable · Franking Credits · Shares in Listed Companies · Suncorp Group Limited

20/03/2020	nathan@armstrongadvisory.com.au	1/07/2019	Fund Tax Finalisation	Accounted	2,354.57	Cr
------------	---------------------------------	-----------	-----------------------	-----------	----------	----

Rick Wray Superannuation Fund
General Ledger Audit Trail
For the period from 1 July 2019 to 30 June 2020

Processed Date & User	Date	Description	State	Amount
-----------------------	------	-------------	-------	--------

Liabilities

Income Tax Payable · Franking Credits · Shares in Listed Companies · Suncorp Group Limited

17/05/2021	li@armstrongadvisory.com.au	25/09/2019	DIVIDEND 001231581452 N SUN FINAL DIV 0924537656	Accounted	942.86	Dr
17/05/2021	li@armstrongadvisory.com.au	31/03/2020	DIVIDEND 001237882687 N SUN INTERIM DIV 09634952	Accounted	540.99	Dr

Income Tax Payable · Franking Credits · Shares in Listed Companies · Westpac Banking Corporation

20/03/2020	nathan@armstrongadvisory.com.au	1/07/2019	Fund Tax Finalisation	Accounted	2,000.19	Cr
21/12/2019	Auto Transaction Rules	20/12/2019	DIVIDEND 001235852208 WBC DIVIDEND 0943217747	Accounted	514.29	Dr

Income Tax Payable · Franking Credits · Stapled Securities · Scentre Group - Fully Paid Ordinary · Units Stapled Securit

20/03/2020	nathan@armstrongadvisory.com.au	1/07/2019	Fund Tax Finalisation	Accounted	26.48	Cr
------------	---------------------------------	-----------	-----------------------	-----------	-------	----

Income Tax Payable · Income Tax Instalments Paid

20/03/2020	nathan@armstrongadvisory.com.au	1/07/2019	Fund Tax Finalisation	Accounted	2,568.00	Cr
25/05/2021	nathan@armstrongadvisory.com.au	30/06/2020	BILL PAYMENT 0118778363 BPAY TO: TAX OFFICE PAY	Accounted	774.00	Dr

Income Tax Payable · Income Tax Payable

20/03/2020	nathan@armstrongadvisory.com.au	1/07/2019	Fund Tax Finalisation	Accounted	281.51	Cr
------------	---------------------------------	-----------	-----------------------	-----------	--------	----

Income Tax Payable · Provision for Income Tax

20/03/2020	nathan@armstrongadvisory.com.au	1/07/2019	Fund Tax Finalisation	Accounted	11,701.05	Dr
22/09/2021	nathan@armstrongadvisory.com.au	30/06/2020	Tax Effect Of Income	Accounted	10,183.95	Cr

Income Tax Payable · Withholding Credits · Shares in Listed Companies · Servcorp Limited

20/03/2020	nathan@armstrongadvisory.com.au	1/07/2019	Fund Tax Finalisation	Accounted	45.00	Cr
------------	---------------------------------	-----------	-----------------------	-----------	-------	----

Income Tax Payable · Withholding Credits · Stapled Securities · Aventus Group - Fully Paid Ordinary · Units Stapled Sec

20/03/2020	nathan@armstrongadvisory.com.au	1/07/2019	Fund Tax Finalisation	Accounted	57.00	Cr
------------	---------------------------------	-----------	-----------------------	-----------	-------	----

Member Payments · Pensions Paid · Mr Richard Wray · 2017 TRIS

25/05/2021	Evidence Match	11/07/2019	Pension Drawdown - Paid	Accounted	43,488.58	Dr
25/05/2021	li@armstrongadvisory.com.au	11/07/2019	Pension Drawdown - Net	Accounted	43,488.58	Cr
25/05/2021	Evidence Match	6/08/2019	Pension Drawdown - Paid	Accounted	9,685.00	Dr
25/05/2021	li@armstrongadvisory.com.au	6/08/2019	Pension Drawdown - Net	Accounted	9,685.00	Cr
25/05/2021	Evidence Match	27/08/2019	Pension Drawdown - Paid	Accounted	10,000.00	Dr
25/05/2021	li@armstrongadvisory.com.au	27/08/2019	Pension Drawdown - Net	Accounted	10,000.00	Cr
22/09/2021	Evidence Match	16/01/2020	Pension Drawdown - Paid	Accounted	14,125.94	Dr
17/06/2021	Evidence Match	5/03/2020	Pension Drawdown - Paid	Accounted	6,845.10	Dr
17/06/2021	li@armstrongadvisory.com.au	5/03/2020	Pension Drawdown - Net	Accounted	6,845.10	Cr
22/09/2021	Evidence Match	30/06/2020	Pension Drawdown - Paid	Accounted	8,009.90	Dr
17/06/2021	nathan@armstrongadvisory.com.au	30/06/2020	Pension Drawdown - Net	Accounted	22,135.84	Cr

Member Payments · Pensions Paid · Mr Richard Wray · 2019 TRIS

25/05/2021	Evidence Match	11/07/2019	Pension Drawdown - Paid	Accounted	16,511.42	Dr
------------	----------------	------------	-------------------------	-----------	-----------	----

Rick Wray Superannuation Fund
General Ledger Audit Trail
For the period from 1 July 2019 to 30 June 2020

Processed Date & User	Date	Description	State	Amount
-----------------------	------	-------------	-------	--------

Liabilities

Member Payments · Pensions Paid · Mr Richard Wray · 2019 TRIS

25/05/2021	li@armstrongadvisory.com.au	11/07/2019	Pension Drawdown - Net	Accounted	16,511.42	Cr
22/09/2021	Evidence Match	16/01/2020	Pension Drawdown - Paid	Accounted	6,554.31	Dr
17/06/2021	Evidence Match	5/03/2020	Pension Drawdown - Paid	Accounted	1,445.90	Dr
17/06/2021	li@armstrongadvisory.com.au	5/03/2020	Pension Drawdown - Net	Accounted	1,445.90	Cr
22/09/2021	Evidence Match	30/06/2020	Pension Drawdown - Paid	Accounted	3,716.52	Dr
17/06/2021	nathan@armstrongadvisory.com.au	30/06/2020	Pension Drawdown - Net	Accounted	10,270.83	Cr

Member Payments · Pensions Paid · Mr Richard Wray · 2020 TRIS

22/09/2021	Evidence Match	16/01/2020	Pension Drawdown - Paid	Accounted	370.13	Dr
22/09/2021	Evidence Match	30/06/2020	Pension Drawdown - Paid	Accounted	209.87	Dr
17/06/2021	nathan@armstrongadvisory.com.au	30/06/2020	Pension Drawdown - Net	Accounted	580.00	Cr

Other Creditors and Accruals · Accountancy Fee

17/05/2021	Evidence Match	8/07/2019	PAY ANYONE 0157827271Armstrong WBC453911 ASIC Ic	Accounted	77.00	Dr
17/05/2021	li@armstrongadvisory.com.au	8/07/2019	PAY ANYONE 0157827271Armstrong WBC453911 ASIC Ic	Accounted	77.00	Cr
17/05/2021	Evidence Match	5/05/2020	OSKO PAYMENT Armstrong Advisory G RICKWSF April 20	Accounted	1,963.50	Dr
17/05/2021	li@armstrongadvisory.com.au	5/05/2020	OSKO PAYMENT Armstrong Advisory G RICKWSF April 20	Accounted	1,963.50	Cr

Other Creditors and Accruals · Auditor Fee

17/05/2021	Evidence Match	29/06/2020	OSKO PAYMENT Armstrong Advisory G Super Audit	Accounted	330.00	Dr
17/05/2021	li@armstrongadvisory.com.au	29/06/2020	OSKO PAYMENT Armstrong Advisory G Super Audit	Accounted	330.00	Cr

Other Creditors and Accruals · Bank Fees · Cash At Bank · Bendigo Bank 130890874

2/07/2019	Evidence Match	1/07/2019	TRANSACTION FEES CHARGED	Accounted	1.60	Dr
2/07/2019	Auto Transaction Rules	1/07/2019	TRANSACTION FEES CHARGED	Accounted	1.60	Cr
2/08/2019	Evidence Match	1/08/2019	TRANSACTION FEES CHARGED	Accounted	2.80	Dr
2/08/2019	Auto Transaction Rules	1/08/2019	TRANSACTION FEES CHARGED	Accounted	2.80	Cr
2/09/2019	Evidence Match	1/09/2019	TRANSACTION FEES CHARGED	Accounted	1.60	Dr
2/09/2019	Auto Transaction Rules	1/09/2019	TRANSACTION FEES CHARGED	Accounted	1.60	Cr
2/11/2019	Evidence Match	1/11/2019	TRANSACTION FEES CHARGED	Accounted	2.00	Dr
2/11/2019	Auto Transaction Rules	1/11/2019	TRANSACTION FEES CHARGED	Accounted	2.00	Cr
2/12/2019	Evidence Match	1/12/2019	TRANSACTION FEES CHARGED	Accounted	0.40	Dr
2/12/2019	Auto Transaction Rules	1/12/2019	TRANSACTION FEES CHARGED	Accounted	0.40	Cr
2/01/2020	Auto Transaction Rules	1/01/2020	TRANSACTION FEES CHARGED	Accounted	0.40	Cr
2/01/2020	Evidence Match	1/01/2020	TRANSACTION FEES CHARGED	Accounted	0.40	Dr
2/02/2020	Evidence Match	1/02/2020	TRANSACTION FEES CHARGED	Accounted	2.40	Dr
2/02/2020	Auto Transaction Rules	1/02/2020	TRANSACTION FEES CHARGED	Accounted	2.40	Cr
2/03/2020	Evidence Match	1/03/2020	TRANSACTION FEES CHARGED	Accounted	1.20	Dr
2/03/2020	Auto Transaction Rules	1/03/2020	TRANSACTION FEES CHARGED	Accounted	1.20	Cr
3/04/2020	Evidence Match	1/04/2020	TRANSACTION FEES CHARGED	Accounted	0.80	Dr
3/04/2020	Auto Transaction Rules	1/04/2020	TRANSACTION FEES CHARGED	Accounted	0.80	Cr
2/05/2020	Evidence Match	1/05/2020	TRANSACTION FEES CHARGED	Accounted	1.60	Dr
2/05/2020	Auto Transaction Rules	1/05/2020	TRANSACTION FEES CHARGED	Accounted	1.60	Cr
2/06/2020	Evidence Match	1/06/2020	TRANSACTION FEES CHARGED	Accounted	0.40	Dr
2/06/2020	Auto Transaction Rules	1/06/2020	TRANSACTION FEES CHARGED	Accounted	0.40	Cr

Other Creditors and Accruals · Fund Administration Fee

Rick Wray Superannuation Fund
General Ledger Audit Trail
For the period from 1 July 2019 to 30 June 2020

Processed Date & User	Date	Description	State	Amount
-----------------------	------	-------------	-------	--------

Liabilities

Other Creditors and Accruals · Fund Administration Fee

17/05/2021	Evidence Match	8/07/2019	BILL PAYMENT 0109576993 BPAY TO: ASIC	Accounted	53.00	Dr
17/05/2021	li@armstrongadvisory.com.au	8/07/2019	BILL PAYMENT 0109576993 BPAY TO: ASIC	Accounted	53.00	Cr
17/05/2021	Evidence Match	29/06/2020	BILL PAYMENT 0118778253 BPAY TO: ASIC	Accounted	54.00	Dr
17/05/2021	li@armstrongadvisory.com.au	29/06/2020	BILL PAYMENT 0118778253 BPAY TO: ASIC	Accounted	54.00	Cr

Other Creditors and Accruals · Property Expenses · Cleaning · Direct Property · 201 · 30 Fisher Road, Dee Why 2099

21/05/2021	li@armstrongadvisory.com.au	8/07/2019	PAY ANYONE 0157827676NB Propert BBL124554601Fish	Accounted	232.85	Cr
21/05/2021	Evidence Match	8/07/2019	PAY ANYONE 0157827676NB Propert BBL124554601Fish	Accounted	232.85	Dr
16/06/2021	li@armstrongadvisory.com.au	1/10/2019	General Investment Expense	Accounted	232.05	Cr
21/05/2021	li@armstrongadvisory.com.au	13/01/2020	PAY ANYONE 0167164248NB Propert BBL124554601Fish	Accounted	232.05	Cr
21/05/2021	Evidence Match	13/01/2020	PAY ANYONE 0167164248NB Propert BBL124554601Fish	Accounted	232.05	Dr
21/05/2021	li@armstrongadvisory.com.au	1/03/2020	PAY ANYONE 0168715020NB Propert BBL124554601Suitr	Accounted	231.25	Cr
21/05/2021	Evidence Match	1/03/2020	PAY ANYONE 0168715020NB Propert BBL124554601Suitr	Accounted	231.25	Dr
21/05/2021	li@armstrongadvisory.com.au	24/04/2020	OSKO PAYMENT NB Property Developm Fisher cleaning A	Accounted	232.05	Cr
21/05/2021	Evidence Match	24/04/2020	OSKO PAYMENT NB Property Developm Fisher cleaning A	Accounted	232.05	Dr
17/06/2021	Evidence Match	30/06/2020	General Investment Expense	Accounted	232.05	Dr

Other Creditors and Accruals · Property Expenses · Council Rates · Direct Property · 201 · 30 Fisher Road, Dee Why 209

21/05/2021	li@armstrongadvisory.com.au	27/08/2019	BILL PAYMENT 0110904375 BPAY TO: NB COUNCIL -RA	Accounted	1,280.05	Cr
21/05/2021	Evidence Match	27/08/2019	BILL PAYMENT 0110904375 BPAY TO: NB COUNCIL -RA	Accounted	1,280.05	Dr

Other Creditors and Accruals · Property Expenses · Strata Levy Fee · Direct Property · 201 · 30 Fisher Road, Dee Why 20

17/05/2021	li@armstrongadvisory.com.au	8/07/2019	PAY ANYONE 0157826938Strata pla BBL135389146Fishe	Accounted	1,426.43	Cr
17/05/2021	Evidence Match	8/07/2019	PAY ANYONE 0157826938Strata pla BBL135389146Fishe	Accounted	1,426.43	Dr
21/05/2021	li@armstrongadvisory.com.au	13/01/2020	PAY ANYONE 0167164418Strata pla BBL135389146Fishe	Accounted	1,426.43	Cr
21/05/2021	Evidence Match	13/01/2020	PAY ANYONE 0167164418Strata pla BBL135389146Fishe	Accounted	1,426.43	Dr
21/05/2021	li@armstrongadvisory.com.au	16/01/2020	PAY ANYONE 0167349781Strata pla BBL135389146Fishe	Accounted	191.43	Cr
21/05/2021	Evidence Match	16/01/2020	PAY ANYONE 0167349781Strata pla BBL135389146Fishe	Accounted	191.43	Dr
21/05/2021	li@armstrongadvisory.com.au	24/04/2020	OSKO PAYMENT Strata plan 81193 Strata, Fisher Jan-Mar	Accounted	1,246.43	Cr
21/05/2021	Evidence Match	24/04/2020	OSKO PAYMENT Strata plan 81193 Strata, Fisher Jan-Mar	Accounted	1,246.43	Dr

Other Creditors and Accruals · Property Expenses · Water Rates · Direct Property · 201 · 30 Fisher Road, Dee Why 2099

21/05/2021	li@armstrongadvisory.com.au	22/07/2019	BILL PAYMENT 0109918258 BPAY TO: SYDNEY WATER	Accounted	28.62	Cr
21/05/2021	Evidence Match	22/07/2019	BILL PAYMENT 0109918258 BPAY TO: SYDNEY WATER	Accounted	28.62	Dr
17/05/2021	li@armstrongadvisory.com.au	22/10/2019	BILL PAYMENT 0112359902 BPAY TO: SYDNEY WATER	Accounted	14.46	Cr
17/05/2021	Evidence Match	22/10/2019	BILL PAYMENT 0112359902 BPAY TO: SYDNEY WATER	Accounted	14.46	Dr
21/05/2021	li@armstrongadvisory.com.au	4/02/2020	BILL PAYMENT 0114948942 BPAY TO: SYDNEY WATER	Accounted	14.30	Cr
21/05/2021	Evidence Match	4/02/2020	BILL PAYMENT 0114948942 BPAY TO: SYDNEY WATER	Accounted	14.30	Dr
21/05/2021	li@armstrongadvisory.com.au	24/04/2020	BILL PAYMENT 0117069697 BPAY TO: SYDNEY WATER	Accounted	14.30	Cr
21/05/2021	Evidence Match	24/04/2020	BILL PAYMENT 0117069697 BPAY TO: SYDNEY WATER	Accounted	14.30	Dr

Rick Wray Superannuation Fund
General Ledger Audit Trail
For the period from 1 July 2019 to 30 June 2020

Processed Date & User	Date	Description	State	Amount
-----------------------	------	-------------	-------	--------

Liabilities

Other Taxes Payable · Activity Statement Payable · Refundable

22/09/2021	Evidence Match	29/06/2020	BILL PAYMENT 0118778363 BPAY TO: TAX OFFICE PAY	Accounted	774.00	Dr
25/05/2021	nathan@armstrongadvisory.com.au	30/06/2020	BILL PAYMENT 0118778363 BPAY TO: TAX OFFICE PAY	Accounted	774.00	Cr

Member Entitlements

Member Entitlement Accounts · Mr Richard Wray · 2017 TRIS

25/05/2021	li@armstrongadvisory.com.au	11/07/2019	Pension Drawdown - Gross	Accounted	43,488.58	Dr
25/05/2021	li@armstrongadvisory.com.au	6/08/2019	Pension Drawdown - Gross	Accounted	9,685.00	Dr
25/05/2021	li@armstrongadvisory.com.au	27/08/2019	Pension Drawdown - Gross	Accounted	10,000.00	Dr
17/06/2021	li@armstrongadvisory.com.au	5/03/2020	Pension Drawdown - Gross	Accounted	6,845.10	Dr
22/09/2021	nathan@armstrongadvisory.com.au	30/06/2020	Income Taxes Allocated	Accounted	4,127.56	Dr
22/09/2021	nathan@armstrongadvisory.com.au	30/06/2020	Investment Profit or Loss	Accounted	47,480.03	Dr
17/06/2021	nathan@armstrongadvisory.com.au	30/06/2020	Pension Drawdown - Gross	Accounted	22,135.84	Dr

Member Entitlement Accounts · Mr Richard Wray · 2019 TRIS

25/05/2021	li@armstrongadvisory.com.au	11/07/2019	Pension Drawdown - Gross	Accounted	16,511.42	Dr
17/06/2021	li@armstrongadvisory.com.au	5/03/2020	Pension Drawdown - Gross	Accounted	1,445.90	Dr
22/09/2021	nathan@armstrongadvisory.com.au	30/06/2020	Income Taxes Allocated	Accounted	1,491.64	Dr
22/09/2021	nathan@armstrongadvisory.com.au	30/06/2020	Investment Profit or Loss	Accounted	17,158.44	Dr
17/06/2021	nathan@armstrongadvisory.com.au	30/06/2020	Pension Drawdown - Gross	Accounted	10,270.83	Dr

Member Entitlement Accounts · Mr Richard Wray · 2020 TRIS

22/09/2021	nathan@armstrongadvisory.com.au	1/07/2019	Pension Establishment Post 07	Accounted	29,249.56	Cr
22/09/2021	nathan@armstrongadvisory.com.au	30/06/2020	Income Taxes Allocated	Accounted	115.69	Dr
22/09/2021	nathan@armstrongadvisory.com.au	30/06/2020	Investment Profit or Loss	Accounted	1,330.92	Dr
17/06/2021	nathan@armstrongadvisory.com.au	30/06/2020	Pension Drawdown - Gross	Accounted	580.00	Dr

Member Entitlement Accounts · Mr Richard Wray · Accumulation

22/09/2021	nathan@armstrongadvisory.com.au	1/07/2019	Pension Establishment Post 07	Accounted	29,249.56	Dr
28/08/2019	Auto Transaction Rules	27/08/2019	DIRECT CREDIT NBC SUPER NORTHERN BEACHES 09	Accounted	2,633.05	Cr
27/09/2019	Auto Transaction Rules	26/09/2019	DIRECT CREDIT NBC SUPER NORTHERN BEACHES 09	Accounted	1,948.35	Cr
25/10/2019	Auto Transaction Rules	24/10/2019	DIRECT CREDIT NBC SUPER NORTHERN BEACHES 09	Accounted	2,637.72	Cr
27/11/2019	Auto Transaction Rules	26/11/2019	DIRECT CREDIT NBC SUPER NORTHERN BEACHES 09	Accounted	2,476.69	Cr
13/12/2019	Auto Transaction Rules	12/12/2019	DIRECT CREDIT NBC SUPER NORTHERN BEACHES 09	Accounted	2,492.95	Cr
29/01/2020	Auto Transaction Rules	28/01/2020	DIRECT CREDIT NBC SUPER NORTHERN BEACHES 09	Accounted	2,443.76	Cr
28/02/2020	Auto Transaction Rules	27/02/2020	DIRECT CREDIT NBC SUPER NORTHERN BEACHES 09	Accounted	2,199.74	Cr
24/04/2020	Auto Transaction Rules	23/04/2020	DIRECT CREDIT NBC SUPER NORTHERN BEACHES 09	Accounted	4,969.78	Cr
29/05/2020	Auto Transaction Rules	28/05/2020	DIRECT CREDIT NBC SUPER NORTHERN BEACHES 09	Accounted	2,653.40	Cr
25/06/2020	Auto Transaction Rules	24/06/2020	DIRECT CREDIT NBC SUPER NORTHERN BEACHES 09	Accounted	4,903.60	Cr

Rick Wray Superannuation Fund
General Ledger Audit Trail
For the period from 1 July 2019 to 30 June 2020

Processed Date & User	Date	Description	State	Amount
-----------------------	------	-------------	-------	--------

Member Entitlements

Member Entitlement Accounts · Mr Richard Wray · Accumulation

22/09/2021	nathan@armstrongadvisory.com.au	30/06/2020	Income Taxes Allocated	Accounted	45.20	Dr
22/09/2021	nathan@armstrongadvisory.com.au	30/06/2020	Investment Profit or Loss	Accounted	520.19	Dr
22/09/2021	nathan@armstrongadvisory.com.au	30/06/2020	Contribution Tax	Accounted	4,403.86	Dr

Rick Wray Superannuation Fund
Bank Account Movements
For the period 1 July 2019 to 30 June 2020

Date	Description	Withdrawals	Deposits	Balance
Account: <u>Bendigo Bank 130890874 (633-000 130890874)</u>				
1/07/2019	Opening Balance			9,711.67
01/07/2019	INTEREST		0.73	9,712.40
01/07/2019	DIVIDEND A067/00589790 ANZ DIVIDEND 0906122413		956.00	10,668.40
01/07/2019	DIRECT CREDIT AA Suite 201 Rent ARMSTRONG ADVISO 0906		1,450.00	12,118.40
01/07/2019	TRANSACTION FEES CHARGED	1.60		12,116.80
03/07/2019	DIVIDEND DV201/00514753 NAB INTERIM DIV 0906848708		1,826.00	13,942.80
08/07/2019	BILL PAYMENT 0109576993 BPAY TO: ASIC	53.00		13,889.80
08/07/2019	PAY ANYONE 0157827271Armstrong WBC453911 ASIC lodgeme	77.00		13,812.80
08/07/2019	PAY ANYONE 0157827676NB Propert BBL124554601Fisher clea	232.85		13,579.95
08/07/2019	PAY ANYONE 0157826938Strata pla BBL135389146Fisher St 7/1	1,426.43		12,153.52
10/07/2019	DIRECT CREDIT 7383640 CMC MARKETS STOC 0908405550		60,000.00	72,153.52
11/07/2019	BILL PAYMENT 0109668771 BPAY TO: SYDNEY WATER	185.25		71,968.27
11/07/2019	E-BANKING TFR 0179317086 Pension	60,000.00		11,968.27
22/07/2019	BILL PAYMENT 0109918258 BPAY TO: SYDNEY WATER	28.62		11,939.65
01/08/2019	INTEREST		0.70	11,940.35
01/08/2019	DIRECT CREDIT AA Suite 201 Rent ARMSTRONG ADVISO 0913		1,500.00	13,440.35
01/08/2019	TRANSACTION FEES CHARGED	2.80		13,437.55
05/08/2019	DIRECT CREDIT 7593606 CMC MARKETS STOC 0913819632		20,000.00	33,437.55
06/08/2019	E-BANKING TFR 0181631143 Pension	10,000.00		23,437.55
27/08/2019	DIRECT CREDIT NBC SUPER NORTHERN BEACHES 09184767		2,633.05	26,070.60
27/08/2019	BILL PAYMENT 0110904375 BPAY TO: NB COUNCIL -RATES	1,280.05		24,790.55
27/08/2019	BILL PAYMENT 0110904427 BPAY TO: NB COUNCIL -RATES	2,093.13		22,697.42
27/08/2019	E-BANKING TFR 0183503809	10,000.00		12,697.42
30/08/2019	DEBENTURE AUG19/00827232 STOCKLAND LTD 0919354967		141.00	12,838.42
01/09/2019	INTEREST		0.88	12,839.30
01/09/2019	TRANSACTION FEES CHARGED	1.60		12,837.70
02/09/2019	DIRECT CREDIT AA Suite 201 Rent ARMSTRONG ADVISO 0919		1,500.00	14,337.70
20/09/2019	DIVIDEND 001233326995 AGL FNL DIV 0923853334		192.00	14,529.70
25/09/2019	DIVIDEND 001231581452 N SUN FINAL DIV 0924537656		2,200.00	16,729.70
26/09/2019	DIRECT CREDIT NBC SUPER NORTHERN BEACHES 09251206		1,948.35	18,678.05
30/09/2019	DIVIDEND S00099257512 N Bendigo 0925643119		700.00	19,378.05
01/10/2019	INTEREST		0.63	19,378.68
01/10/2019	DIRECT CREDIT AA Suite 201 Rent ARMSTRONG ADVISO 0925		1,500.00	20,878.68
02/10/2019	DIVIDEND S00018961679 N SERVCORP LIMITED 0926210650		150.00	21,028.68
04/10/2019	DIVIDEND 19FPA/00831795 QBE DIVIDEND 0926819877		350.00	21,378.68
09/10/2019	PAY ANYONE 0162534723Floortech STG441275510Inv 0519	3,682.21		17,696.47
22/10/2019	BILL PAYMENT 0112359902 BPAY TO: SYDNEY WATER	14.46		17,682.01
22/10/2019	BILL PAYMENT 0112359848 BPAY TO: SYDNEY WATER	185.25		17,496.76
22/10/2019	BILL PAYMENT 0112359979 BPAY TO: DEFT PAYMENTS	2,949.89		14,546.87
24/10/2019	DIRECT CREDIT 001235055210 N SUN CAP RETURN 09308584		1,950.00	16,496.87
24/10/2019	DIRECT CREDIT NBC SUPER NORTHERN BEACHES 09309683		2,637.72	19,134.59
29/10/2019	PAY ANYONE 0163496371Rick Wray BBL131737355To share tra	10,000.00		9,134.59
01/11/2019	INTEREST		0.76	9,135.35
01/11/2019	DIRECT CREDIT AA Suite 201 Rent ARMSTRONG ADVISO 0932		1,500.00	10,635.35
01/11/2019	TRANSACTION FEES CHARGED	2.00		10,633.35
14/11/2019	PAY ANYONE 0164363237shane lee WBC581175 Floor Belgrave	3,531.81		7,101.54
26/11/2019	DIRECT CREDIT NBC SUPER NORTHERN BEACHES 09377258		2,476.69	9,578.23
01/12/2019	INTEREST		0.37	9,578.60
01/12/2019	TRANSACTION FEES CHARGED	0.40		9,578.20
02/12/2019	DIRECT CREDIT AA Suite 201 Rent ARMSTRONG ADVISO 0938		1,500.00	11,078.20
12/12/2019	DIVIDEND DV202/00509573 NAB FINAL DIV 0941219396		1,245.00	12,323.20
12/12/2019	DIRECT CREDIT NBC SUPER NORTHERN BEACHES 09413288		2,492.95	14,816.15
18/12/2019	DIVIDEND A068/00586275 ANZ DIVIDEND 0942374770		800.00	15,616.15
20/12/2019	DIVIDEND 001235852208 WBC DIVIDEND 0943217747		1,200.00	16,816.15
29/12/2019	PAY ANYONE 0166632471shane lee WBC581175 Belgrave	2,396.62		14,419.53
01/01/2020	INTEREST		0.59	14,420.12
01/01/2020	TRANSACTION FEES CHARGED	0.40		14,419.72
02/01/2020	DIRECT CREDIT AA Suite 201 Rent ARMSTRONG ADVISO 0945		1,500.00	15,919.72
13/01/2020	PAY ANYONE 0167164248NB Propert BBL124554601Fisher clea	232.05		15,687.67

Rick Wray Superannuation Fund
Bank Account Movements
For the period 1 July 2019 to 30 June 2020

Date	Description	Withdrawals	Deposits	Balance
Account: <u>Bendigo Bank 130890874 (633-000 130890874)</u>				
13/01/2020	PAY ANYONE 0167164418Strata pla BBL135389146Fisher Strata	1,426.43		14,261.24
14/01/2020	BILL PAYMENT 0114429555 BPAY TO: SYDNEY WATER	183.24		14,078.00
14/01/2020	BILL PAYMENT 0114429439 BPAY TO: DEFT PAYMENTS	2,949.89		11,128.11
16/01/2020	PAY ANYONE 0167349781Strata pla BBL135389146Fisher Strata	191.43		10,936.68
16/01/2020	PAY ANYONE 0167347612shane lee WBC581175 Belgrave	4,547.11		6,389.57
28/01/2020	DIRECT CREDIT NBC SUPER NORTHERN BEACHES 09501949		2,443.76	8,833.33
01/02/2020	INTEREST		0.47	8,833.80
01/02/2020	TRANSACTION FEES CHARGED	2.40		8,831.40
03/02/2020	DIRECT CREDIT AA Suite 201 Rent ARMSTRONG ADVISO 0951		1,500.00	10,331.40
04/02/2020	BILL PAYMENT 0114948942 BPAY TO: SYDNEY WATER	14.30		10,317.10
10/02/2020	PAY ANYONE 0168214646shane lee WBC581175 Belgrave	3,923.10		6,394.00
13/02/2020	PAY ANYONE 0168302972shane lee WBC581175 Belgrave	2,370.00		4,024.00
27/02/2020	DIRECT CREDIT NBC SUPER NORTHERN BEACHES 09566623		2,199.74	6,223.74
28/02/2020	DEBENTURE FEB20/00826053 STOCKLAND LTD 0956980413		135.00	6,358.74
01/03/2020	INTEREST		0.17	6,358.91
01/03/2020	TRANSACTION FEES CHARGED	1.20		6,357.71
01/03/2020	PAY ANYONE 0168715020NB Propert BBL124554601Suite 201	231.25		6,126.46
02/03/2020	DIRECT CREDIT AA Suite 201 Rent ARMSTRONG ADVISO 0957		1,500.00	7,626.46
05/03/2020	PAY ANYONE 0168817519shane lee WBC581175 Belgrave	3,944.26		3,682.20
27/03/2020	DIVIDEND 001239719885 AGL ITM DIV 0962918158		141.00	3,823.20
31/03/2020	DIVIDEND S00099257512 N Bendigo 0963452407		620.00	4,443.20
31/03/2020	DIVIDEND 001237882687 N SUN INTERIM DIV 0963495215		1,262.30	5,705.50
01/04/2020	INTEREST		0.04	5,705.54
01/04/2020	DIRECT CREDIT AA Suite 201 Rent ARMSTRONG ADVISO 0963		1,500.00	7,205.54
01/04/2020	TRANSACTION FEES CHARGED	0.80		7,204.74
02/04/2020	DIVIDEND S00018961679 N SERVCORP LIMITED 0964219400		165.00	7,369.74
09/04/2020	DIVIDEND FPA20/00828829 QBE DIVIDEND 0965770470		378.00	7,747.74
23/04/2020	DIRECT CREDIT NBC SUPER NORTHERN BEACHES 09684554		4,969.78	12,717.52
24/04/2020	BILL PAYMENT 0117069697 BPAY TO: SYDNEY WATER	14.30		12,703.22
24/04/2020	BILL PAYMENT 0117069677 BPAY TO: SYDNEY WATER	183.24		12,519.98
24/04/2020	OSKO PAYMENT NB Property Developm Fisher cleaning April 20	232.05		12,287.93
24/04/2020	OSKO PAYMENT Strata plan 81193 Strata, Fisher Jan-Mar 20	1,246.43		11,041.50
01/05/2020	DIRECT CREDIT AA Suite 201 Rent ARMSTRONG ADVISO 0970		1,500.00	12,541.50
01/05/2020	TRANSACTION FEES CHARGED	1.60		12,539.90
05/05/2020	OSKO PAYMENT Armstrong Advisory G RICKWSF April 20	1,963.50		10,576.40
28/05/2020	DIRECT CREDIT NBC SUPER NORTHERN BEACHES 09753546		2,653.40	13,229.80
01/06/2020	DIRECT CREDIT AA Suite 201 Rent ARMSTRONG ADVISO 0975		1,500.00	14,729.80
01/06/2020	TRANSACTION FEES CHARGED	0.40		14,729.40
19/06/2020	BILL PAYMENT 0118532963 BPAY TO: DEFT PAYMENTS	3,006.76		11,722.64
23/06/2020	OSKO PAYMENT Alt Electrical 201/30 fisher	1,925.00		9,797.64
24/06/2020	DIRECT CREDIT NBC SUPER NORTHERN BEACHES 09807662		4,903.60	14,701.24
26/06/2020	DIRECT CREDIT 061446 EAIT Dist N One Registry Ser 09813674		25.98	14,727.22
29/06/2020	BILL PAYMENT 0118778253 BPAY TO: ASIC	54.00		14,673.22
29/06/2020	OSKO PAYMENT Armstrong Advisory G Super Audit	330.00		14,343.22
29/06/2020	BILL PAYMENT 0118778363 BPAY TO: TAX OFFICE PAYMENT	774.00		13,569.22
30/06/2020	Closing Balance			
		137,894.11	141,751.66	13,569.22
	Transactions : 103			

Account: Bendigo Bank #2 1131737355 (633-000 131737355)

1/07/2019	Opening Balance			2,066.12
08/07/2019	CMC Market		71,312.19	73,378.31
10/07/2019	CMC Market	60,000.00		13,378.31
01/08/2019	interest		0.40	13,378.71
01/08/2019	CMC Market		19,924.43	33,303.14
05/08/2019	CMC Market	20,000.00		13,303.14
08/08/2019	CMC Market	8,244.95		5,058.19
30/08/2019	CMC Market		125.40	5,183.59
01/09/2019	interest		0.18	5,183.77
26/09/2019	CBA DIV		462.00	5,645.77

Rick Wray Superannuation Fund
Bank Account Movements
For the period 1 July 2019 to 30 June 2020

Date	Description	Withdrawals	Deposits	Balance
Account: <u><i>Bendigo Bank #2 1131737355 (633-000 131737355)</i></u>				
02/10/2019	SERVCORP DIV		100.00	5,745.77
03/10/2019	CMC Market	3,604.95		2,140.82
29/10/2019	TRANSFER		10,000.00	12,140.82
31/10/2019	DIV AVN		126.60	12,267.42
27/11/2019	DIV BOQ		155.00	12,422.42
20/02/2020	DIV AVN		127.80	12,550.22
09/03/2020	CMC Market	11,664.95		885.27
31/03/2020	CBA DIV		400.00	1,285.27
02/04/2020	SERVCORP DIV		110.00	1,395.27
23/04/2020	CMC Market	879.95		515.32
20/05/2020	DIV AVN		31.95	547.27
30/06/2020	Closing Balance	104,394.80	102,875.95	547.27
	Transactions : 20			

Rick Wray Superannuation Fund
Investment Summary as at 30 June 2020

Investment	Units	Average Cost Price	Market Price	Accounting Cost	Market Value	Unrealised Accounting Gain/(Loss)	Accounting Gain/(Loss) (%)	Portfolio Weight (%)
<u>Bank</u>								
Bendigo Bank #2 1131737355				547.27	547.27			0.04%
Bendigo Bank 130890874				13,569.22	13,569.22			0.99%
				14,116.49	14,116.49			1.03%
<u>Listed Securities Market</u>								
AGL Energy Limited. (ASX:AGL)	300.00000	16.2765	17.0500	4,882.95	5,115.00	232.05	4.75%	0.37%
AMP Limited (ASX:AMP)	1,000.00000	6.8529	1.8550	6,852.95	1,855.00	(4,997.95)	(72.93)%	0.14%
Australia And New Zealand Banking Group Limited (ASX:ANZ)	1,000.00000	8.6611	18.6400	8,661.05	18,640.00	9,978.95	115.22%	1.37%
Aventus Group - Fully Paid Ordinary/Units Stapled Securities (ASX:AVN)	3,000.00000	2.1451	2.0900	6,435.26	6,270.00	(165.26)	(2.57)%	0.46%
Bendigo And Adelaide Bank Limited (ASX:BEN)	2,000.00000	10.1843	7.0100	20,368.65	14,020.00	(6,348.65)	(31.17)%	1.03%
Bank Of Queensland Limited. (ASX:BOQ)	500.00000	11.0164	6.1700	5,508.19	3,085.00	(2,423.19)	(43.99)%	0.23%
Commonwealth Bank Of Australia. (ASX:CBA)	200.00000	70.3594	69.4200	14,071.87	13,884.00	(187.87)	(1.34)%	1.02%
Cyprium Metals Limited (ASX:CYM)	8.00000	304.1188	0.1500	2,432.95	1.20	(2,431.75)	(99.95)%	- %
Hills Limited (ASX:HIL)	5,000.00000	1.7216	0.1650	8,607.95	825.00	(7,782.95)	(90.42)%	0.06%
Mma Offshore Limited (ASX:MRM)	15,000.00000	0.3350	0.0650	5,024.90	975.00	(4,049.90)	(80.60)%	0.07%
National Australia Bank Limited (ASX:NAB)	2,000.00000	23.9996	18.2200	47,999.12	36,440.00	(11,559.12)	(24.08)%	2.67%
Pact Group Holdings Ltd (ASX:PGH)	2,000.00000	2.2900	2.1900	4,579.95	4,380.00	(199.95)	(4.37)%	0.32%
Pilbara Minerals Limited (ASX:PLS)	15,000.00000	0.3667	0.2500	5,499.95	3,750.00	(1,749.95)	(31.82)%	0.27%
QBE Insurance Group Limited (ASX:QBE)	1,400.00000	19.7214	8.8600	27,609.90	12,404.00	(15,205.90)	(55.07)%	0.91%
Renu Energy Limited (ASX:RNE)	2,200.00000	1.4422	0.0160	3,172.90	35.20	(3,137.70)	(98.89)%	- %
Speedcast International Limited (ASX:SDA)	3,000.00000	1.2017	0.7900	3,604.95	2,370.00	(1,234.95)	(34.26)%	0.17%
Stockland - Units/Ordinary Fully Paid Stapled Securities (ASX:SGP)	1,000.00000	4.0830	3.3100	4,082.95	3,310.00	(772.95)	(18.93)%	0.24%
Sky Network Television Limited. (ASX:SKT)	7,000.00000	1.1778	0.1400	8,244.95	980.00	(7,264.95)	(88.11)%	0.07%
Servcorp Limited (ASX:SRV)	1,000.00000	4.8593	2.3200	4,859.26	2,320.00	(2,539.26)	(52.26)%	0.17%
Suncorp Group Limited (ASX:SUN)	4,855.00000	10.4618	9.2300	50,792.24	44,811.65	(5,980.59)	(11.77)%	3.28%
Virgin Australia Holdings Limited (ASX:VAH)	6,000.00000	1.2455	0.0860	7,472.95	516.00	(6,956.95)	(93.10)%	0.04%
Westpac Banking Corporation (ASX:WBC)	1,500.00000	14.9685	17.9500	22,452.78	26,925.00	4,472.22	19.92%	1.97%

Rick Wray Superannuation Fund
Investment Summary as at 30 June 2020

Investment	Units	Average Cost Price	Market Price	Accounting Cost	Market Value	Unrealised Accounting Gain/(Loss)	Accounting Gain/(Loss) (%)	Portfolio Weight (%)
				273,218.62	202,912.05	(70,306.57)	(25.73)%	14.87%
<u>Property Direct Market</u>								
2/31 Belgrave Street, Manly 2095	1.00000	262,708.8000	900,000.0000	262,708.80	900,000.00	637,291.20	242.58%	65.97%
201/30 Fisher Road, Dee Why 2099	1.00000	132,565.1700	247,253.0000	132,565.17	247,253.00	114,687.83	86.51%	18.12%
				395,273.97	1,147,253.00	751,979.03	190.24%	84.09%
<u>Unlisted Market</u>								
Everest Alternative Investment Trust	1,500.00000	1.5900	0.0405	2,384.95	60.75	(2,324.20)	(97.45)%	- %
				2,384.95	60.75	(2,324.20)	(97.45)%	- %
				684,994.03	1,364,342.29	679,348.26	99.18%	100.00%

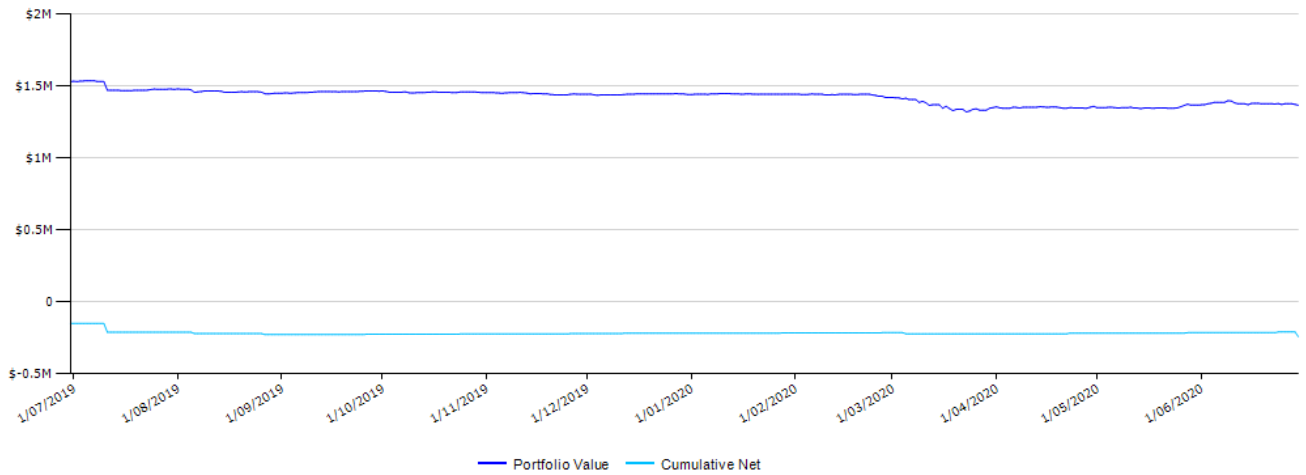
The accounting cost is the original cost base adjusted by any subsequent capital call/improvement or capital return transactions. In many cases, it is not the same as the adjusted or reduced cost base, or the reset cost base resulting from the CGT relief. To view the tax cost base and unrealised gain/(loss) for tax purposes refer to the Unrealised Capital Gains Report or change the report parameter to tax cost base.

Rick Wray Superannuation Fund
Investment Movement and Returns Report
For the period from 1 July 2019 to 30 June 2020

Movement in Value

Starting Market Value	1,528,500.83
Net Withdrawal	(91,603.63)
Realised and Unrealised Gains/Losses	(106,420.80)
Investment Income (excluding credits)	54,602.45
Portfolio Expenses	(20,990.03)
Other*	253.47
Ending Market Value	1,364,342.29
Movement in Value	(164,158.54)

Portfolio Value versus Cumulative Net Investment



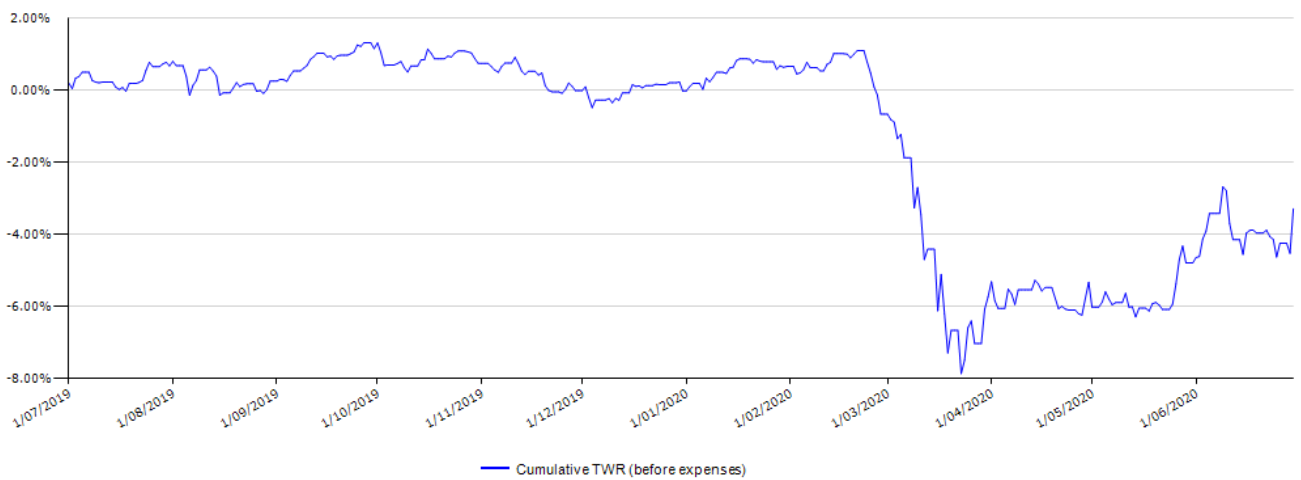
Rick Wray Superannuation Fund
Investment Movement and Returns Report
For the period from 1 July 2019 to 30 June 2020

Portfolio Return

Realised and Unrealised Gains/Losses	(106,420.80)
Investment Income (excluding credits)	54,602.45
Credits	5,255.83
Total dollar return before expenses	(46,562.52)
Investment Expenses	(17,449.56)
Total dollar return after expenses	(64,012.08)

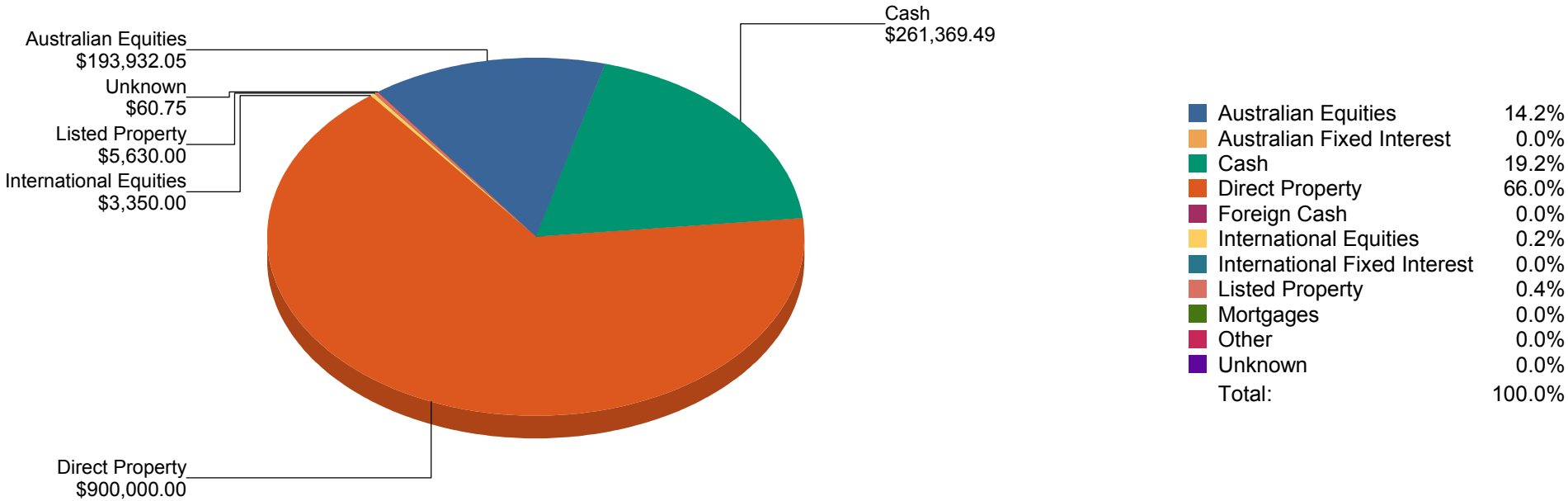
	1 year	3 years	Since 01/07/2016	Since 01/07/2019
Investment return before expenses (TWR)	-3.30%	3.56%	16.81%	-3.30%

Return Over Time



Rick Wray Superannuation Fund
Investment Allocation as at 30 June 2020

Current Asset Allocation



Rick Wray Superannuation Fund
Investment Allocation as at 30 June 2020

	Australian Equities	Cash	Direct Property	International Equities	Listed Property	Unknown	Total (\$)
2/31 Belgrave Street, Manly 2095	0.00 0.00%	0.00 0.00%	900,000.00 100.00%	0.00 0.00%	0.00 0.00%	0.00 0.00%	900,000.00 100.00%
201/30 Fisher Road, Dee Why 2099	0.00 0.00%	247,253.00 100.00%	0.00 0.00%	0.00 0.00%	0.00 0.00%	0.00 0.00%	247,253.00 100.00%
AGL Energy Limited. (ASX:AGL)	5,115.00 100.00%	0.00 0.00%	0.00 0.00%	0.00 0.00%	0.00 0.00%	0.00 0.00%	5,115.00 100.00%
AMP Limited (ASX:AMP)	1,855.00 100.00%	0.00 0.00%	0.00 0.00%	0.00 0.00%	0.00 0.00%	0.00 0.00%	1,855.00 100.00%
Australia And New Zealand Banking Group Limited (ASX:ANZ)	18,640.00 100.00%	0.00 0.00%	0.00 0.00%	0.00 0.00%	0.00 0.00%	0.00 0.00%	18,640.00 100.00%
Aventus Group - Fully Paid Ordinary/Units Stapled Securities (ASX:AVN)	6,270.00 100.00%	0.00 0.00%	0.00 0.00%	0.00 0.00%	0.00 0.00%	0.00 0.00%	6,270.00 100.00%
Bank Of Queensland Limited. (ASX:BOQ)	3,085.00 100.00%	0.00 0.00%	0.00 0.00%	0.00 0.00%	0.00 0.00%	0.00 0.00%	3,085.00 100.00%
Bendigo And Adelaide Bank Limited (ASX:BEN)	14,020.00 100.00%	0.00 0.00%	0.00 0.00%	0.00 0.00%	0.00 0.00%	0.00 0.00%	14,020.00 100.00%
Bendigo Bank #2 1131737355	0.00 0.00%	547.27 100.00%	0.00 0.00%	0.00 0.00%	0.00 0.00%	0.00 0.00%	547.27 100.00%
Bendigo Bank 130890874	0.00 0.00%	13,569.22 100.00%	0.00 0.00%	0.00 0.00%	0.00 0.00%	0.00 0.00%	13,569.22 100.00%
Commonwealth Bank Of Australia. (ASX:CBA)	13,884.00 100.00%	0.00 0.00%	0.00 0.00%	0.00 0.00%	0.00 0.00%	0.00 0.00%	13,884.00 100.00%
Cyprum Metals Limited (ASX:CYM)	1.20 100.00%	0.00 0.00%	0.00 0.00%	0.00 0.00%	0.00 0.00%	0.00 0.00%	1.20 100.00%
Everest Alternative Investment Trust	0.00 0.00%	0.00 0.00%	0.00 0.00%	0.00 0.00%	0.00 0.00%	60.75 100.00%	60.75 100.00%

	Australian Equities	Cash	Direct Property	International Equities	Listed Property	Unknown	Total (\$)
Hills Limited (ASX:HIL)	825.00 100.00%	0.00 0.00%	0.00 0.00%	0.00 0.00%	0.00 0.00%	0.00 0.00%	825.00 100.00%
Mma Offshore Limited (ASX:MRM)	975.00 100.00%	0.00 0.00%	0.00 0.00%	0.00 0.00%	0.00 0.00%	0.00 0.00%	975.00 100.00%
National Australia Bank Limited (ASX:NAB)	36,440.00 100.00%	0.00 0.00%	0.00 0.00%	0.00 0.00%	0.00 0.00%	0.00 0.00%	36,440.00 100.00%
Pact Group Holdings Ltd (ASX:PGH)	4,380.00 100.00%	0.00 0.00%	0.00 0.00%	0.00 0.00%	0.00 0.00%	0.00 0.00%	4,380.00 100.00%
Pilbara Minerals Limited (ASX:PLS)	3,750.00 100.00%	0.00 0.00%	0.00 0.00%	0.00 0.00%	0.00 0.00%	0.00 0.00%	3,750.00 100.00%
QBE Insurance Group Limited (ASX:QBE)	12,404.00 100.00%	0.00 0.00%	0.00 0.00%	0.00 0.00%	0.00 0.00%	0.00 0.00%	12,404.00 100.00%
Renu Energy Limited (ASX:RNE)	35.20 100.00%	0.00 0.00%	0.00 0.00%	0.00 0.00%	0.00 0.00%	0.00 0.00%	35.20 100.00%
Servcorp Limited (ASX:SRV)	0.00 0.00%	0.00 0.00%	0.00 0.00%	0.00 0.00%	2,320.00 100.00%	0.00 0.00%	2,320.00 100.00%
Sky Network Television Limited. (ASX:SKT)	0.00 0.00%	0.00 0.00%	0.00 0.00%	980.00 100.00%	0.00 0.00%	0.00 0.00%	980.00 100.00%
Speedcast International Limited (ASX:SDA)	0.00 0.00%	0.00 0.00%	0.00 0.00%	2,370.00 100.00%	0.00 0.00%	0.00 0.00%	2,370.00 100.00%
Stockland - Units/Ordinary Fully Paid Stapled Securities (ASX:SGP)	0.00 0.00%	0.00 0.00%	0.00 0.00%	0.00 0.00%	3,310.00 100.00%	0.00 0.00%	3,310.00 100.00%
Suncorp Group Limited (ASX:SUN)	44,811.65 100.00%	0.00 0.00%	0.00 0.00%	0.00 0.00%	0.00 0.00%	0.00 0.00%	44,811.65 100.00%
Virgin Australia Holdings Limited (ASX:VAH)	516.00 100.00%	0.00 0.00%	0.00 0.00%	0.00 0.00%	0.00 0.00%	0.00 0.00%	516.00 100.00%
Westpac Banking Corporation (ASX:WBC)	26,925.00 100.00%	0.00 0.00%	0.00 0.00%	0.00 0.00%	0.00 0.00%	0.00 0.00%	26,925.00 100.00%
Total	193,932.05 14.21%	261,369.49 19.16%	900,000.00 65.97%	3,350.00 0.25%	5,630.00 0.41%	60.75 0.00%	1,364,342.29 100.00%

NOTE: Investment Totals include Unsettled Amounts.

Rick Wray Superannuation Fund
Foreign Cash Reconciliation Statement
For the period 1 July 2019 to 30 June 2020

Date	Description	Bank Statement Line Items					Matched Transaction(s)		
		Foreign Withdrawals	Foreign Deposits	Balance	AUD Withdrawals	AUD Deposits	Amount	Matched As	Account Name

Currency:

Bank Account:

Opening Balance

Closing Balance

Rick Wray Superannuation Fund
Statement of Taxable Income
For the Period from 1 July 2019 to 30 June 2020

Description	Investment Reference	Date	Tax Return Ref.	Amount
			Section B	
Income				
Net Capital Gain				
Gross Capital Gain - Shares & Units - Listed Shares	As Per Investment Disposals CGT Report	30 Jun 2020	A	2,518.00
Gross Capital Gain - Shares & Units - Listed Trusts	As Per Investment Disposals CGT Report	30 Jun 2020	A	450.00
Gross Capital Gain - Distributed Capital Gains from Trusts	As Per Investment Disposals CGT Report	30 Jun 2020	A	161.00
Deferred Capital Gain Realised		30 Jun 2020	A	0.00
Less Capital Losses Applied		30 Jun 2020	A	(3,129.00)
Less Discount		30 Jun 2020	A	0.00
Total Net Capital Gain			A	0.00
Gross Rent and Other Leasing & Hiring Income				
Rental Income/Disbursements Received	BELGRAVE: 2/31 Belgrave Street, Manly 2095	30 Jun 2020	B	22,800.00
Rental Income/Disbursements Received	FISHER: 201/30 Fisher Road, Dee Why 2099	01 Jul 2019	B	1,450.00
Rental Income/Disbursements Received	FISHER: 201/30 Fisher Road, Dee Why 2099	01 Aug 2019	B	1,500.00
Rental Income/Disbursements Received	FISHER: 201/30 Fisher Road, Dee Why 2099	02 Sep 2019	B	1,500.00
Rental Income/Disbursements Received	FISHER: 201/30 Fisher Road, Dee Why 2099	01 Oct 2019	B	1,500.00
Rental Income/Disbursements Received	FISHER: 201/30 Fisher Road, Dee Why 2099	01 Nov 2019	B	1,500.00
Rental Income/Disbursements Received	FISHER: 201/30 Fisher Road, Dee Why 2099	02 Dec 2019	B	1,500.00
Rental Income/Disbursements Received	FISHER: 201/30 Fisher Road, Dee Why 2099	02 Jan 2020	B	1,500.00
Rental Income/Disbursements Received	FISHER: 201/30 Fisher Road, Dee Why 2099	03 Feb 2020	B	1,500.00
Rental Income/Disbursements Received	FISHER: 201/30 Fisher Road, Dee Why 2099	02 Mar 2020	B	1,500.00
Rental Income/Disbursements Received	FISHER: 201/30 Fisher Road, Dee Why 2099	01 Apr 2020	B	1,500.00
Rental Income/Disbursements Received	FISHER: 201/30 Fisher Road, Dee Why 2099	01 May 2020	B	1,500.00
Rental Income/Disbursements Received	FISHER: 201/30 Fisher Road, Dee Why 2099	01 Jun 2020	B	1,500.00
Total Gross Rent and Other Leasing & Hiring Income			B	40,750.00
Gross Interest				
INTEREST	CASH1: Bendigo Bank 130890874	01 Jul 2019	C	0.73
INTEREST	CASH1: Bendigo Bank 130890874	01 Aug 2019	C	0.70
INTEREST	CASH1: Bendigo Bank 130890874	01 Sep 2019	C	0.88
INTEREST	CASH1: Bendigo Bank 130890874	01 Oct 2019	C	0.63
INTEREST	CASH1: Bendigo Bank 130890874	01 Nov 2019	C	0.76
INTEREST	CASH1: Bendigo Bank 130890874	01 Dec 2019	C	0.37
INTEREST	CASH1: Bendigo Bank 130890874	01 Jan 2020	C	0.59
INTEREST	CASH1: Bendigo Bank 130890874	01 Feb 2020	C	0.47
INTEREST	CASH1: Bendigo Bank 130890874	01 Mar 2020	C	0.17
INTEREST	CASH1: Bendigo Bank 130890874	01 Apr 2020	C	0.04
interest	CASH2: Bendigo Bank #2 1131737355	01 Aug 2019	C	0.40
interest	CASH2: Bendigo Bank #2 1131737355	01 Sep 2019	C	0.18
Less Rounding			C	(0.92)
Total Gross Interest			C	5.00
Total Forestry Managed Investment Scheme Income			X	0.00
Total Net Foreign Income			D	0.00
Total Australian Franking Credits from a New Zealand Company			E	0.00
Total Transfers from Foreign Funds			F	0.00
Total Gross Payments where ABN not quoted			H	0.00

Rick Wray Superannuation Fund
Statement of Taxable Income
For the Period from 1 July 2019 to 30 June 2020

Description	Investment Reference	Date	Tax Return Ref.	Amount
Total Gross Distribution from Partnerships			I	0.00
Unfranked Dividend Amount				
DIVIDEND 001233326995 AGL FNL DIV 0923853334	AGL: AGL Energy Limited.	20 Sep 2019	J	38.40
DIVIDEND 001239719885 AGL ITM DIV 0962918158	AGL: AGL Energy Limited.	27 Mar 2020	J	28.20
DIVIDEND A068/00586275 ANZ DIVIDEND 0942374770	ANZ: Australia And New Zealand Banking Group Limited	18 Dec 2019	J	240.00
DIVIDEND 19FPA/00831795 QBE DIVIDEND 0926819877	QBE: QBE Insurance Group Limited	04 Oct 2019	J	140.00
DIVIDEND FPA20/00828829 QBE DIVIDEND 0965770470	QBE: QBE Insurance Group Limited	09 Apr 2020	J	264.60
SERVCORP DIV	SRV: Servcorp Limited	02 Oct 2019	J	40.00
SERVCORP DIV	SRV: Servcorp Limited	02 Apr 2020	J	82.50
<i>Less Rounding</i>			J	(0.70)
Total Unfranked Dividend Amount			J	833.00
Franked Dividend Amount				
DIVIDEND 001233326995 AGL FNL DIV 0923853334	AGL: AGL Energy Limited.	20 Sep 2019	K	153.60
DIVIDEND 001239719885 AGL ITM DIV 0962918158	AGL: AGL Energy Limited.	27 Mar 2020	K	112.80
DIVIDEND A067/00589790 ANZ DIVIDEND 0906122413	ANZ: Australia And New Zealand Banking Group Limited	01 Jul 2019	K	956.00
DIVIDEND A068/00586275 ANZ DIVIDEND 0942374770	ANZ: Australia And New Zealand Banking Group Limited	18 Dec 2019	K	560.00
BEN 35C FRANKED@30%;DRP NIL DIS;BSP NIL DIS	BEN: Bendigo And Adelaide Bank Limited	30 Sep 2019	K	700.00
DIVIDEND S00099257512 N Bendigo 0963452407	BEN: Bendigo And Adelaide Bank Limited	31 Mar 2020	K	620.00
DIV BOQ	BOQ: Bank Of Queensland Limited.	27 Nov 2019	K	155.00
CBA DIV	CBA: Commonwealth Bank Of Australia.	26 Sep 2019	K	462.00
CBA DIV	CBA: Commonwealth Bank Of Australia.	31 Mar 2020	K	400.00
NAB 83C FR@ 30%; DRP; BSP NIL DISCOUNT	NAB: National Australia Bank Limited	03 Jul 2019	K	1,826.00
DIVIDEND DV202/00509573 NAB FINAL DIV 0941219396	NAB: National Australia Bank Limited	12 Dec 2019	K	1,245.00
DIVIDEND 19FPA/00831795 QBE DIVIDEND 0926819877	QBE: QBE Insurance Group Limited	04 Oct 2019	K	210.00
DIVIDEND FPA20/00828829 QBE DIVIDEND 0965770470	QBE: QBE Insurance Group Limited	09 Apr 2020	K	113.40
SERVCORP DIV	SRV: Servcorp Limited	02 Oct 2019	K	60.00
SERVCORP DIV	SRV: Servcorp Limited	02 Apr 2020	K	27.50
DIVIDEND 001231581452 N SUN FINAL DIV 0924537656	SUN: Suncorp Group Limited	25 Sep 2019	K	2,200.00
DIVIDEND 001237882687 N SUN INTERIM DIV 0963495215	SUN: Suncorp Group Limited	31 Mar 2020	K	1,262.30
DIVIDEND 001235852208 WBC DIVIDEND 0943217747	WBC: Westpac Banking Corporation	20 Dec 2019	K	1,200.00
<i>Less Rounding</i>			K	(0.60)
Total Franked Dividend Amount			K	12,263.00
Dividend Franking Credit				
DIVIDEND 001233326995 AGL FNL DIV 0923853334	AGL: AGL Energy Limited.	20 Sep 2019	L	65.83
DIVIDEND 001239719885 AGL ITM DIV 0962918158	AGL: AGL Energy Limited.	27 Mar 2020	L	48.34
DIVIDEND A067/00589790 ANZ DIVIDEND 0906122413	ANZ: Australia And New Zealand Banking Group Limited	01 Jul 2019	L	409.71
DIVIDEND A068/00586275 ANZ DIVIDEND 0942374770	ANZ: Australia And New Zealand Banking Group Limited	18 Dec 2019	L	240.00
BEN 35C FRANKED@30%;DRP NIL DIS;BSP NIL DIS	BEN: Bendigo And Adelaide Bank Limited	30 Sep 2019	L	300.00
DIVIDEND S00099257512 N Bendigo 0963452407	BEN: Bendigo And Adelaide Bank Limited	31 Mar 2020	L	265.71
DIV BOQ	BOQ: Bank Of Queensland Limited.	27 Nov 2019	L	66.43
CBA DIV	CBA: Commonwealth Bank Of Australia.	26 Sep 2019	L	198.00

Rick Wray Superannuation Fund
Statement of Taxable Income
For the Period from 1 July 2019 to 30 June 2020

Description	Investment Reference	Date	Tax Return Ref.	Amount
CBA DIV	CBA: Commonwealth Bank Of Australia.	31 Mar 2020	L	171.43
NAB 83C FR@ 30%; DRP; BSP NIL DISCOUNT	NAB: National Australia Bank Limited	03 Jul 2019	L	782.57
DIVIDEND DV202/00509573 NAB FINAL DIV 0941219396	NAB: National Australia Bank Limited	12 Dec 2019	L	533.57
DIVIDEND 19FPA/00831795 QBE DIVIDEND 0926819877	QBE: QBE Insurance Group Limited	04 Oct 2019	L	90.00
DIVIDEND FPA20/00828829 QBE DIVIDEND 0965770470	QBE: QBE Insurance Group Limited	09 Apr 2020	L	48.60
SERVCORP DIV	SRV: Servcorp Limited	02 Oct 2019	L	25.71
SERVCORP DIV	SRV: Servcorp Limited	02 Apr 2020	L	11.79
DIVIDEND 001231581452 N SUN FINAL DIV 0924537656	SUN: Suncorp Group Limited	25 Sep 2019	L	942.86
DIVIDEND 001237882687 N SUN INTERIM DIV 0963495215	SUN: Suncorp Group Limited	31 Mar 2020	L	540.99
DIVIDEND 001235852208 WBC DIVIDEND 0943217747	WBC: Westpac Banking Corporation	20 Dec 2019	L	514.29
<i>Less Rounding</i>			L	(0.83)
Total Dividend Franking Credit			L	5,255.00
Gross Trust Distributions				
CMC Market	AVN: Aventus Group - Fully Paid Ordinary/Units Stapled Securities	30 Aug 2019	M	125.40
AVN EST 4.22C; DRP	AVN: Aventus Group - Fully Paid Ordinary/Units Stapled Securities	27 Sep 2019	M	126.60
DIV AVN	AVN: Aventus Group - Fully Paid Ordinary/Units Stapled Securities	20 Feb 2020	M	127.80
DIV AVN	AVN: Aventus Group - Fully Paid Ordinary/Units Stapled Securities	20 May 2020	M	31.95
Distribution - Tax Statement	AVN: Aventus Group - Fully Paid Ordinary/Units Stapled Securities	30 Jun 2020	M	(53.05)
Distribution - Tax Statement	AVN: Aventus Group - Fully Paid Ordinary/Units Stapled Securities	30 Jun 2020	M	(29.83)
Distribution - Tax Statement	AVN: Aventus Group - Fully Paid Ordinary/Units Stapled Securities	30 Jun 2020	M	(53.55)
Distribution - Tax Statement	AVN: Aventus Group - Fully Paid Ordinary/Units Stapled Securities	30 Jun 2020	M	(54.06)
Distribution - Tax Statement	AVN: Aventus Group - Fully Paid Ordinary/Units Stapled Securities	30 Jun 2020	M	(13.52)
Investment Income	AVN: Aventus Group - Fully Paid Ordinary/Units Stapled Securities	30 Jun 2020	M	70.50
DIRECT CREDIT 061446 EAIT Dist N One Registry Ser 0981367458	EAIT: Everest Alternative Investment Trust	26 Jun 2020	M	25.98
Distribution - Tax Statement	EAIT: Everest Alternative Investment Trust	30 Jun 2020	M	(25.98)
DEBENTURE FEB20/00826053 STOCKLAND LTD 0956980413	SGP: Stockland - Units/Ordinary Fully Paid Stapled Securities	28 Feb 2020	M	135.00
Distribution - Tax Statement	SGP: Stockland - Units/Ordinary Fully Paid Stapled Securities	30 Jun 2020	M	(39.49)
Distribution - Tax Statement	SGP: Stockland - Units/Ordinary Fully Paid Stapled Securities	30 Jun 2020	M	(31.01)
Investment Income	SGP: Stockland - Units/Ordinary Fully Paid Stapled Securities	30 Jun 2020	M	106.00
<i>Less Rounding</i>			M	(0.74)
Total Gross Trust Distributions			M	448.00
Assessable Employer Contributions				
DIRECT CREDIT NBC SUPER NORTHERN BEACHES 0918476770	1: Richard Wray	27 Aug 2019	R1	2,633.05
DIRECT CREDIT NBC SUPER NORTHERN BEACHES 0925120673	1: Richard Wray	26 Sep 2019	R1	1,948.35
DIRECT CREDIT NBC SUPER NORTHERN BEACHES 0930968385	1: Richard Wray	24 Oct 2019	R1	2,637.72
DIRECT CREDIT NBC SUPER NORTHERN BEACHES 0937725858	1: Richard Wray	26 Nov 2019	R1	2,476.69
DIRECT CREDIT NBC SUPER NORTHERN BEACHES 0941328826	1: Richard Wray	12 Dec 2019	R1	2,492.95

Rick Wray Superannuation Fund
Statement of Taxable Income
For the Period from 1 July 2019 to 30 June 2020

Description	Investment Reference	Date	Tax Return	
			Ref.	Amount
DIRECT CREDIT NBC SUPER NORTHERN BEACHES 0950194959	1: Richard Wray	28 Jan 2020	R1	2,443.76
DIRECT CREDIT NBC SUPER NORTHERN BEACHES 0956662313	1: Richard Wray	27 Feb 2020	R1	2,199.74
DIRECT CREDIT NBC SUPER NORTHERN BEACHES 0968455476	1: Richard Wray	23 Apr 2020	R1	4,969.78
DIRECT CREDIT NBC SUPER NORTHERN BEACHES 0975354625	1: Richard Wray	28 May 2020	R1	2,653.40
DIRECT CREDIT NBC SUPER NORTHERN BEACHES 0980766243	1: Richard Wray	24 Jun 2020	R1	4,903.60
<i>Less Rounding</i>			R1	(0.04)
Total Assessable Employer Contributions			R1	29,359.00
Total Assessable Personal Contributions			R2	0.00
Total No-TFN quoted contributions			R3	0.00
Total Transfer of Liability to life insurance company or PST			R6	0.00
Total Assessable Contributions			R	29,359.00
Total Other Income			S	0.00
Total Assessable Income Due to Changed Tax Status of Fund			T	0.00
Total Net Non-arm's Length Income			U	0.00
Total Exempt Current Pension Income			Y	0.00
Total Assessable Income				88,913.00
Deductions			Section C	
Total Interest Expenses within Australia			A	0.00
Total Interest Expenses Overseas			B	0.00
Capital Works Deductions				
Capital Works Deduction 2/31 Belgrave Street, Manly 2095	BELGRAVE: 2/31 Belgrave Street, Manly 2095	30 Jun 2020	D	32.30
<i>Less Rounding</i>			D	(0.30)
Total Capital Works Deductions			D	32.00
Deduction for Decline in Value of Depreciating Assets				
Depreciation 2/31 Belgrave Street, Manly 2095	BELGRAVE: 2/31 Belgrave Street, Manly 2095	30 Jun 2020	E	401.41
Depreciation 201/30 Fisher Road, Dee Why 2099	FISHER: 201/30 Fisher Road, Dee Why 2099	30 Jun 2020	E	661.56
<i>Less Rounding</i>			E	(0.97)
Total Deduction for Decline in Value of Depreciating Assets			E	1,062.00
Total Death or Disability Premiums			F	0.00
Total Death Benefit Increase			G	0.00
Approved Auditor Fee				
OSKO PAYMENT Armstrong Advisory G Super Audit		29 Jun 2020	H	330.00
Total Approved Auditor Fee			H	330.00
Investment Expenses				
Council Rates	BELGRAVE: 2/31 Belgrave Street, Manly 2095	30 Jun 2020	I	795.39
Pest Control	BELGRAVE: 2/31 Belgrave Street, Manly 2095	30 Jun 2020	I	41.80
Repairs Maintenance	BELGRAVE: 2/31 Belgrave Street, Manly 2095	30 Jun 2020	I	3,539.22
Strata Levy Fee	BELGRAVE: 2/31 Belgrave Street, Manly 2095	30 Jun 2020	I	5,975.20

Rick Wray Superannuation Fund
Statement of Taxable Income
For the Period from 1 July 2019 to 30 June 2020

Description	Investment Reference	Date	Tax Return Ref.	Amount
Water Rates	BELGRAVE: 2/31 Belgrave Street, Manly 2095	30 Jun 2020		280.05
TRANSACTION FEES CHARGED	CASH1: Bendigo Bank 130890874	01 Jul 2019		1.60
TRANSACTION FEES CHARGED	CASH1: Bendigo Bank 130890874	01 Aug 2019		2.80
TRANSACTION FEES CHARGED	CASH1: Bendigo Bank 130890874	01 Sep 2019		1.60
TRANSACTION FEES CHARGED	CASH1: Bendigo Bank 130890874	01 Nov 2019		2.00
TRANSACTION FEES CHARGED	CASH1: Bendigo Bank 130890874	01 Dec 2019		0.40
TRANSACTION FEES CHARGED	CASH1: Bendigo Bank 130890874	01 Jan 2020		0.40
TRANSACTION FEES CHARGED	CASH1: Bendigo Bank 130890874	01 Feb 2020		2.40
TRANSACTION FEES CHARGED	CASH1: Bendigo Bank 130890874	01 Mar 2020		1.20
TRANSACTION FEES CHARGED	CASH1: Bendigo Bank 130890874	01 Apr 2020		0.80
TRANSACTION FEES CHARGED	CASH1: Bendigo Bank 130890874	01 May 2020		1.60
TRANSACTION FEES CHARGED	CASH1: Bendigo Bank 130890874	01 Jun 2020		0.40
PAY ANYONE 0157826938Strata pla BBL135389146Fisher St 7/19	FISHER: 201/30 Fisher Road, Dee Why 2099	08 Jul 2019		1,426.43
PAY ANYONE 0157827676NB Propert BBL124554601Fisher cleaning	FISHER: 201/30 Fisher Road, Dee Why 2099	08 Jul 2019		232.85
BILL PAYMENT 0109918258 BPAY TO: SYDNEY WATER	FISHER: 201/30 Fisher Road, Dee Why 2099	22 Jul 2019		28.62
BILL PAYMENT 0110904375 BPAY TO: NB COUNCIL -RATES	FISHER: 201/30 Fisher Road, Dee Why 2099	27 Aug 2019		1,280.05
General Investment Expense	FISHER: 201/30 Fisher Road, Dee Why 2099	01 Oct 2019		232.05
BILL PAYMENT 0112359902 BPAY TO: SYDNEY WATER	FISHER: 201/30 Fisher Road, Dee Why 2099	22 Oct 2019		14.46
PAY ANYONE 0167164248NB Propert BBL124554601Fisher cleaning	FISHER: 201/30 Fisher Road, Dee Why 2099	13 Jan 2020		232.05
PAY ANYONE 0167164418Strata pla BBL135389146Fisher Strata Jan	FISHER: 201/30 Fisher Road, Dee Why 2099	13 Jan 2020		1,426.43
PAY ANYONE 0167349781Strata pla BBL135389146Fisher Strata	FISHER: 201/30 Fisher Road, Dee Why 2099	16 Jan 2020		191.43
BILL PAYMENT 0114948942 BPAY TO: SYDNEY WATER	FISHER: 201/30 Fisher Road, Dee Why 2099	04 Feb 2020		14.30
PAY ANYONE 0168715020NB Propert BBL124554601Suite 201	FISHER: 201/30 Fisher Road, Dee Why 2099	01 Mar 2020		231.25
BILL PAYMENT 0117069697 BPAY TO: SYDNEY WATER	FISHER: 201/30 Fisher Road, Dee Why 2099	24 Apr 2020		14.30
OSKO PAYMENT NB Property Developm Fisher cleaning April 20	FISHER: 201/30 Fisher Road, Dee Why 2099	24 Apr 2020		232.05
OSKO PAYMENT Strata plan 81193 Strata, Fisher Jan-Mar 20	FISHER: 201/30 Fisher Road, Dee Why 2099	24 Apr 2020		1,246.43
<i>Less Rounding</i>				(0.56)
Total Investment Expenses			I	17,449.00
Management and Administration Expenses				
BILL PAYMENT 0109576993 BPAY TO: ASIC		08 Jul 2019	J	53.00
PAY ANYONE 0157827271Armstrong WBC453911 ASIC lodgement		08 Jul 2019	J	77.00
OSKO PAYMENT Armstrong Advisory G RICKWSF April 20		05 May 2020	J	1,963.50
BILL PAYMENT 0118778253 BPAY TO: ASIC		29 Jun 2020	J	54.00
<i>Less Rounding</i>			J	(0.50)
Total Management and Administration Expenses			J	2,147.00
Total Forestry Managed Investment Scheme Deduction			U	0.00
Total Other Deductions			L	0.00
Tax Losses Deducted				
Tax Losses Brought Forward		30 Jun 2020	M	0.00
Less Net Exempt Income		30 Jun 2020	M	0.00
Total Tax Losses Deducted			M	0.00

Rick Wray Superannuation Fund
Statement of Taxable Income
For the Period from 1 July 2019 to 30 June 2020

Description	Investment Reference	Date	Tax Return Ref.	Amount
Total Deductions				21,020.00
Taxable Income or Loss		(V - N)	O	67,893.00

Income Tax Calculation Statement

Section D

Gross Tax

Gross Tax @ 15% for Concessional Income		30 Jun 2020	T1	10,183.95
Gross Tax @ 45% for Net Non-Arm's Length Income		30 Jun 2020	T1	0.00
No-TFN Quoted Contributions @ 32%		30 Jun 2020	J	0.00
Total Gross Tax				10,183.95

Total Credit: Foreign Tax Income Offset

C1 **0.00**

Total Credit: Rebates and Tax Offset

C2 **0.00**

Rebates and Offsets

C **0.00**

SUBTOTAL

10,183.95

Credit: Refundable Franking Credits

DIVIDEND 001233326995 AGL FNL DIV 0923853334	AGL: AGL Energy Limited.	20 Sep 2019	E1	65.83
DIVIDEND 001239719885 AGL ITM DIV 0962918158	AGL: AGL Energy Limited.	27 Mar 2020	E1	48.34
DIVIDEND A067/00589790 ANZ DIVIDEND 0906122413	ANZ: Australia And New Zealand Banking Group Limited	01 Jul 2019	E1	409.71
DIVIDEND A068/00586275 ANZ DIVIDEND 0942374770	ANZ: Australia And New Zealand Banking Group Limited	18 Dec 2019	E1	240.00
BEN 35C FRANKED@30%;DRP NIL DIS;BSP NIL DIS	BEN: Bendigo And Adelaide Bank Limited	30 Sep 2019	E1	300.00
DIVIDEND S00099257512 N Bendigo 0963452407	BEN: Bendigo And Adelaide Bank Limited	31 Mar 2020	E1	265.71
DIV BOQ	BOQ: Bank Of Queensland Limited.	27 Nov 2019	E1	66.43
CBA DIV	CBA: Commonwealth Bank Of Australia.	26 Sep 2019	E1	198.00
CBA DIV	CBA: Commonwealth Bank Of Australia.	31 Mar 2020	E1	171.43
NAB 83C FR@ 30%; DRP; BSP NIL DISCOUNT	NAB: National Australia Bank Limited	03 Jul 2019	E1	782.57
DIVIDEND DV202/00509573 NAB FINAL DIV 0941219396	NAB: National Australia Bank Limited	12 Dec 2019	E1	533.57
DIVIDEND 19FPA/00831795 QBE DIVIDEND 0926819877	QBE: QBE Insurance Group Limited	04 Oct 2019	E1	90.00
DIVIDEND FPA20/00828829 QBE DIVIDEND 0965770470	QBE: QBE Insurance Group Limited	09 Apr 2020	E1	48.60
SERVCORP DIV	SRV: Servcorp Limited	02 Oct 2019	E1	25.71
SERVCORP DIV	SRV: Servcorp Limited	02 Apr 2020	E1	11.79
DIVIDEND 001231581452 N SUN FINAL DIV 0924537656	SUN: Suncorp Group Limited	25 Sep 2019	E1	942.86
DIVIDEND 001237882687 N SUN INTERIM DIV 0963495215	SUN: Suncorp Group Limited	31 Mar 2020	E1	540.99
DIVIDEND 001235852208 WBC DIVIDEND 0943217747	WBC: Westpac Banking Corporation	20 Dec 2019	E1	514.29

Total Credit: Refundable Franking Credits

E1 **5,255.83**

Total Credit: No-TFN Tax Offset

E2 **0.00**

Total Credit: Refundable National Rental Affordability Scheme Tax Offset

E3 **0.00**

Total Credit: Interest on Early Payments

H1 **0.00**

Total Credit: Foreign Resident Withholding

H2 **0.00**

Total Credit: ABN/TFN Not Quoted (Non-Individual)

H3 **0.00**

Rick Wray Superannuation Fund
Statement of Taxable Income
For the Period from 1 July 2019 to 30 June 2020

Description	Investment Reference	Date	Tax Return Ref.	Amount
Total Credit: Interest on No-TFN Tax Offset			H6	0.00
Total Eligible Credits				0.00
Net Tax Payable				4,928.12
PAYG Instalments Raised				
BILL PAYMENT 0118778363 BPAY TO: TAX OFFICE PAYMENTS		30 Jun 2020	K	774.00
Total PAYG Instalments Raised			K	774.00
Total Supervisory Levy			L	259.00
Total Supervisory Levy Adjustment for Wound Up Funds			M	0.00
Total Supervisory Levy Adjustment for New Funds			N	0.00
Total Amount Due / (Refundable)				4,413.12

Rick Wray Superannuation Fund
Foreign Income and Expenses Worksheet
For the period 1 July 2019 to 30 June 2020

Date	Description	Code	Market	Foreign Amount			Xrate	RBA Rate	Variance	AUD Amount		
				Gross	WHT	Net				Gross	WHT	Net

Currency:

Rick Wray Superannuation Fund

Tax Accounting Reconciliation

For the period 1 July 2019 to 30 June 2020

Operating Statement Profit vs. Provision for Income Tax

2020
\$

Benefits Accrued as a Result of Operations before Income Tax (158,093.21)

ADD:

Decrease in Market Value 114,543.92
Pensions Paid 120,962.67

LESS:

Realised Capital Gains 9,186.09
Capital Works Deduction - Tax Only 32.30
Distributed Capital Gains 161.89
Non-Taxable Income 138.60
Rounding 1.50

Taxable Income or Loss

67,893.00

	Income Amount	Tax Amount
Gross Tax @ 15% for Concessional Income	67,893.00	10,183.95
Gross Tax @ 45% for Net Non-Arm's Length Income	0.00	0.00
No-TFN Quoted Contributions @ 32%	0.00	0.00
Change in Carried Forward Losses	0.00	0.00
Provision for Income Tax		10,183.95

Provision for Income Tax vs. Income Tax Expense

Provision for Income Tax	10,183.95
Income Tax Expense	10,183.95

Provision for Income Tax vs. Income Tax Payable

Provision for Income Tax	10,183.95
LESS:	
Franking Credits	5,255.83
Income Tax Instalments Paid	774.00
Income Tax Payable (Receivable)	4,154.12

Exempt Current Pension Income Settings

Pension Exempt % (Actuarial)	0.0000%
Pension Exempt % (Expenses)	0.0000%
Assets Segregated For Pensions	No

Rick Wray Superannuation Fund
Realised Capital Gains
For the period from 1 July 2019 to 30 June 2020

	Accounting Treatment					Taxation Treatment					
	Quantity	Proceeds	Excess Tax Value*	Original Cost	Accounting Profit/(Loss)	Cost Base Calculation		Capital Gains Calculation			
						Adjusted	Reduced	Indexation	Discounted	Other	Deferred
<u>Listed Securities Market</u>											
Ansell Limited (ASX:ANN)											
30/07/2019	Sale	200.00	5,536.05	4,861.95	674.10	4,861.95		674.10			
		200.00	5,536.05	4,861.95	674.10	4,861.95		674.10		0.00	
Australia And New Zealand Banking Group Limited (ASX:ANZ)											
04/07/2019	Sale	195.00	5,463.45	1,688.90	3,774.55		5,600.40				136.95
		195.00	5,463.45	1,688.90	3,774.55		5,600.40			0.00	136.95
Aventus Group - Fully Paid Ordinary/Units Stapled Securities (ASX:AVN)											
30/06/2020	Dist	0.00	0.00	0.00				1.63			
30/06/2020	Dist	0.00	0.00	0.00				3.59			
30/06/2020	Dist	0.00	0.00	0.00				6.38			
30/06/2020	Dist	0.00	0.00	0.00				6.44			
30/06/2020	Dist	0.00	0.00	0.00				6.50			
		0.00	0.00	0.00				24.54		0.00	
Bendigo And Adelaide Bank Limited (ASX:BEN)											
30/07/2019	Sale	700.00	8,086.05	7,094.10	991.95	7,094.10		991.95			
		700.00	8,086.05	7,094.10	991.95	7,094.10		991.95		0.00	
Bluescope Steel Limited (ASX:BSL)											
04/07/2019	Sale	334.00	3,927.93	0.00	3,927.93		4,412.14				484.21
		334.00	3,927.93	0.00	3,927.93		4,412.14			0.00	484.21
Cash Converters International (ASX:CCV)											
04/07/2019	Sale	15,000.00	2,380.05	6,535.80	(4,155.75)	6,535.80					4,155.75
		15,000.00	2,380.05	6,535.80	(4,155.75)	6,535.80				0.00	4,155.75
Cybg PLC - Cdi 1:1 Foreign Exempt Lse (ASX:CYB)											
30/07/2019	Sale	500.00	1,771.34	2,005.00	(233.66)	2,355.00					583.66
		500.00	1,771.34	2,005.00	(233.66)	2,355.00				0.00	583.66
Kogan.Com Ltd (ASX:KGN)											
30/07/2019	Sale	500.00	2,462.55	1,609.97	852.58	1,609.97		852.58			
		500.00	2,462.55	1,609.97	852.58	1,609.97		852.58		0.00	

Rick Wray Superannuation Fund
Realised Capital Gains
For the period from 1 July 2019 to 30 June 2020

	Accounting Treatment				Taxation Treatment						
	Quantity	Proceeds	Excess Tax Value*	Original Cost	Accounting Profit/(Loss)	Cost Base Calculation		Capital Gains Calculation			
						Adjusted	Reduced	Indexation	Discounted	Other	Deferred
<u>Listed Securities Market</u>											
National Australia Bank Limited (ASX:NAB)											
04/07/2019	Sale	700.00	18,810.05	16,960.58	1,849.47		20,713.00				1,902.95
		700.00	18,810.05	16,960.58	1,849.47		20,713.00			0.00	1,902.95
Oz Minerals Limited (ASX:OZL)											
30/07/2019	Sale	200.00	2,068.44	7,305.90	(5,237.46)		7,305.90				5,237.46
		200.00	2,068.44	7,305.90	(5,237.46)		7,305.90			0.00	5,237.46
Regional Express Holdings Limited (ASX:REX)											
04/07/2019	Sale	4,000.00	5,372.73	5,985.90	(613.17)		5,985.90				613.17
		4,000.00	5,372.73	5,985.90	(613.17)		5,985.90			0.00	613.17
Scentre Group - Fully Paid Ordinary/Units Stapled Securities (ASX:SCG)											
04/07/2019	Sale	2,000.00	8,060.05	7,749.95	310.10	7,609.99		450.06			
		2,000.00	8,060.05	7,749.95	310.10	7,609.99		450.06		0.00	
Stockland - Units/Ordinary Fully Paid Stapled Securities (ASX:SGP)											
30/06/2020	Dist	0.00	0.00	0.00				76.94			
30/06/2020	Dist	0.00	0.00	0.00				60.41			
		0.00	0.00	0.00				137.35		0.00	
Suncorp Group Limited (ASX:SUN)											
04/07/2019	Sale	1,700.00	22,941.73	17,932.36	5,009.37		25,194.00				2,252.27
		1,700.00	22,941.73	17,932.36	5,009.37		25,194.00			0.00	2,252.27
Westpac Banking Corporation (ASX:WBC)											
04/07/2019	Sale	155.00	4,356.20	2,320.12	2,036.08		4,729.05				372.85
		155.00	4,356.20	2,320.12	2,036.08		4,729.05			0.00	372.85
Listed Securities Market Total		91,236.62		82,050.53	9,186.09	21,176.01	82,831.19	2,278.00	852.58	0.00	15,739.27
Grand Total		91,236.62		82,050.53	9,186.09	21,176.01	82,831.19	2,278.00	852.58	0.00	15,739.27

* Where there is an Excess Tax Value Amount, the Accounting Profit/(Loss) figure takes account of this. Accounting Profit/(Loss) equals Proceeds less Excess Tax Value less Original Cost.

Rick Wray Superannuation Fund
Realised Capital Gains
For the period from 1 July 2019 to 30 June 2020

Capital Gains Tax Return Summary

	Indexation	Discount	Other	Deferred	Total Capital Gains	Capital Losses
Current Year Capital Gains						
Shares & Units - Listed Shares	0.00	1,666.00	852.00	0.00	2,518.00	15,739.00
Shares & Units - Other Shares	0.00	0.00	0.00	0.00	0.00	0.00
Shares & Units - Listed Trusts	0.00	450.00	0.00	0.00	450.00	0.00
Shares & Units - Other Units	0.00	0.00	0.00	0.00	0.00	0.00
Australian Real Estate	0.00	0.00	0.00	0.00	0.00	0.00
Other Real Estate	0.00	0.00	0.00	0.00	0.00	0.00
Collectables	0.00	0.00	0.00	0.00	0.00	0.00
Other CGT Assets & Other CGT Events	0.00	0.00	0.00	0.00	0.00	0.00
Distributed Capital Gains from Trusts	0.00	161.00	0.00	0.00	161.00	0.00
	0.00	2,277.00	852.00	0.00	3,129.00	15,739.00
Capital Losses Applied						
Current Year	0.00	2,277.00	852.00	0.00	3,129.00	
Prior Years	0.00	0.00	0.00	0.00	0.00	
	0.00	2,277.00	852.00	0.00	3,129.00	
Net Capital Gains						
Net Gain after applying losses	0.00	0.00	0.00	0.00	0.00	
Discount applicable		0.00				
Net Gain after applying discount	0.00	0.00	0.00	0.00	0.00	

Rick Wray Superannuation Fund
Unrealised Capital Gains as at 30 June 2020

Quantity /Description	Accounting Treatment			Taxation Treatment								
	Market Value	Original Cost	Accounting Gain/(Loss)	Cost Base Calculation				Capital Gains Calculation				
				Tax Free	Tax Deferred	AMIT	Amount	Indexation	Discountable	Other	Deferred	Capital Loss
<u>Bank</u>												
Bendigo Bank #2 1131737355												
30/06/2020	547.27	547.27	547.27	0.00	0.00	0.00	0.00	547.27				0.00
	547.27	547.27	547.27	0.00	0.00	0.00	0.00	547.27				0.00
Bendigo Bank 130890874												
30/06/2020	13,569.22	13,569.22	13,569.22	0.00	0.00	0.00	0.00	13,569.22				0.00
	13,569.22	13,569.22	13,569.22	0.00	0.00	0.00	0.00	13,569.22				0.00
Bank Total												
	14,116.49	14,116.49	0.00	0.00	0.00	0.00	0.00	14,116.49				0.00
<u>Listed Securities Market</u>												
AGL Energy Limited. (ASX:AGL)												
30/06/2017	300.00	5,115.00	4,882.95	232.05	0.00	0.00	0.00	7,650.00				2,535.00
	300.00	5,115.00	4,882.95	232.05	0.00	0.00	0.00	7,650.00				2,535.00
AMP Limited (ASX:AMP)												
30/06/2016	1,000.00	1,855.00	6,852.95	(4,997.95)	0.00	0.00	0.00	6,852.95				4,997.95
	1,000.00	1,855.00	6,852.95	(4,997.95)	0.00	0.00	0.00	6,852.95			0.00	4,997.95
Australia And New Zealand Banking Group Limited (ASX:ANZ)												
30/06/2017	1,000.00	18,640.00	8,661.05	9,978.95	0.00	0.00	0.00	28,720.00				10,080.00
	1,000.00	18,640.00	8,661.05	9,978.95	0.00	0.00	0.00	28,720.00			0.00	10,080.00
Aventus Group - Fully Paid Ordinary/Units Stapled Securities (ASX:AVN)												
12/03/2018	3,000.00	6,270.00	6,435.26	(165.26)	0.00	398.79	0.00	6,036.47		233.53		
	3,000.00	6,270.00	6,435.26	(165.26)	0.00	398.79	0.00	6,036.47		233.53	0.00	
Bank Of Queensland Limited. (ASX:BOQ)												
16/04/2018	500.00	3,085.00	5,508.19	(2,423.19)	0.00	0.00	0.00	5,508.19				2,423.19
	500.00	3,085.00	5,508.19	(2,423.19)	0.00	0.00	0.00	5,508.19			0.00	2,423.19
Bendigo And Adelaide Bank Limited (ASX:BEN)												
30/06/2017	1,300.00	9,113.00	13,174.75	(4,061.75)	0.00	0.00	0.00	13,174.75				4,061.75
16/04/2018	500.00	3,505.00	5,104.95	(1,599.95)	0.00	0.00	0.00	5,104.95				1,599.95
13/12/2018	200.00	1,402.00	2,088.95	(686.95)	0.00	0.00	0.00	2,088.95				686.95
	2,000.00	14,020.00	20,368.65	(6,348.65)	0.00	0.00	0.00	20,368.65			0.00	6,348.65

Rick Wray Superannuation Fund
Unrealised Capital Gains as at 30 June 2020

Quantity /Description	Accounting Treatment			Taxation Treatment								
	Market Value	Original Cost	Accounting Gain/(Loss)	Cost Base Calculation				Capital Gains Calculation				
				Tax Free	Tax Deferred	AMIT	Amount	Indexation	Discountable	Other	Deferred	Capital Loss
<u>Listed Securities Market</u>												
Commonwealth Bank Of Australia. (ASX:CBA)												
13/12/2018	200.00	13,884.00	14,071.87	(187.87)	0.00	0.00	0.00	14,071.87				187.87
	200.00	13,884.00	14,071.87	(187.87)	0.00	0.00	0.00	14,071.87			0.00	187.87
Cyprium Metals Limited (ASX:CYM)												
30/06/2016	8.00	1.20	2,432.95	(2,431.75)	0.00	0.00	0.00	2,432.95				2,431.75
	8.00	1.20	2,432.95	(2,431.75)	0.00	0.00	0.00	2,432.95			0.00	2,431.75
Hills Limited (ASX:HIL)												
30/06/2016	5,000.00	825.00	8,607.95	(7,782.95)	0.00	0.00	0.00	8,607.95				7,782.95
	5,000.00	825.00	8,607.95	(7,782.95)	0.00	0.00	0.00	8,607.95			0.00	7,782.95
Mma Offshore Limited (ASX:MRM)												
30/06/2016	5,000.00	325.00	4,144.95	(3,819.95)	0.00	0.00	0.00	4,144.95				3,819.95
21/04/2020	10,000.00	650.00	879.95	(229.95)	0.00	0.00	0.00	879.95				229.95
	15,000.00	975.00	5,024.90	(4,049.90)	0.00	0.00	0.00	5,024.90			0.00	4,049.90
National Australia Bank Limited (ASX:NAB)												
30/06/2017	1,300.00	23,686.00	31,498.22	(7,812.22)	0.00	0.00	0.00	38,467.00				14,781.00
13/12/2018	200.00	3,644.00	4,835.95	(1,191.95)	0.00	0.00	0.00	4,835.95				1,191.95
9/03/2020	500.00	9,110.00	11,664.95	(2,554.95)	0.00	0.00	0.00	11,664.95				2,554.95
	2,000.00	36,440.00	47,999.12	(11,559.12)	0.00	0.00	0.00	54,967.90			0.00	18,527.90
Pact Group Holdings Ltd (ASX:PGH)												
18/06/2019	2,000.00	4,380.00	4,579.95	(199.95)	0.00	0.00	0.00	4,579.95				199.95
	2,000.00	4,380.00	4,579.95	(199.95)	0.00	0.00	0.00	4,579.95			0.00	199.95
Pilbara Minerals Limited (ASX:PLS)												
30/06/2017	15,000.00	3,750.00	5,499.95	(1,749.95)	0.00	0.00	0.00	5,700.00				1,950.00
	15,000.00	3,750.00	5,499.95	(1,749.95)	0.00	0.00	0.00	5,700.00			0.00	1,950.00
QBE Insurance Group Limited (ASX:QBE)												
30/06/2016	1,400.00	12,404.00	27,609.90	(15,205.90)	0.00	0.00	0.00	27,609.90				15,205.90
	1,400.00	12,404.00	27,609.90	(15,205.90)	0.00	0.00	0.00	27,609.90			0.00	15,205.90
Renu Energy Limited (ASX:RNE)												
30/06/2016	2,200.00	35.20	3,172.90	(3,137.70)	0.00	0.00	0.00	3,172.90				3,137.70
	2,200.00	35.20	3,172.90	(3,137.70)	0.00	0.00	0.00	3,172.90			0.00	3,137.70

Rick Wray Superannuation Fund
Unrealised Capital Gains as at 30 June 2020

Quantity /Description	Accounting Treatment			Taxation Treatment									
	Market Value	Original Cost	Accounting Gain/(Loss)	Cost Base Calculation				Capital Gains Calculation					
				Tax Free	Tax Deferred	AMIT	Amount	Indexation	Discountable	Other	Deferred	Capital Loss	
<u>Listed Securities Market</u>													
Servcorp Limited (ASX:SRV)													
12/03/2018	1,000.00	2,320.00	4,859.26	(2,539.26)	0.00	0.00	0.00	4,859.26					2,539.26
	1,000.00	2,320.00	4,859.26	(2,539.26)	0.00	0.00	0.00	4,859.26			0.00		2,539.26
Sky Network Television Limited. (ASX:SKT)													
6/08/2019	7,000.00	980.00	8,244.95	(7,264.95)	0.00	0.00	0.00	8,244.95					7,264.95
	7,000.00	980.00	8,244.95	(7,264.95)	0.00	0.00	0.00	8,244.95			0.00		7,264.95
Speedcast International Limited (ASX:SDA)													
8/08/2019	3,000.00	2,370.00	3,604.95	(1,234.95)	0.00	0.00	0.00	3,604.95					1,234.95
	3,000.00	2,370.00	3,604.95	(1,234.95)	0.00	0.00	0.00	3,604.95			0.00		1,234.95
Stockland - Units/Ordinary Fully Paid Stapled Securities (ASX:SGP)													
30/06/2017	1,000.00	3,310.00	4,082.95	(772.95)	0.00	(66.85)	(59.89)	4,386.96					1,076.96
	1,000.00	3,310.00	4,082.95	(772.95)	0.00	(66.85)	(59.89)	4,386.96			0.00		1,076.96
Suncorp Group Limited (ASX:SUN)													
30/06/2017	4,855.00	44,811.65	50,792.24	(5,980.59)	0.00	0.00	0.00	72,150.00					27,338.35
	4,855.00	44,811.65	50,792.24	(5,980.59)	0.00	0.00	0.00	72,150.00			0.00		27,338.35
Virgin Australia Holdings Limited (ASX:VAH)													
30/06/2016	6,000.00	516.00	7,472.95	(6,956.95)	0.00	0.00	0.00	7,472.95					6,956.95
	6,000.00	516.00	7,472.95	(6,956.95)	0.00	0.00	0.00	7,472.95			0.00		6,956.95
Westpac Banking Corporation (ASX:WBC)													
30/06/2017	1,500.00	26,925.00	22,452.78	4,472.22	0.00	0.00	0.00	45,765.00					18,840.00
	1,500.00	26,925.00	22,452.78	4,472.22	0.00	0.00	0.00	45,765.00			0.00		18,840.00
Listed Securities MarketTotal													
	202,912.05	273,218.62	(70,306.57)		0.00	331.94	(59.89)	347,788.65		233.53	0.00		145,110.13
<u>Property Direct Market</u>													

Rick Wray Superannuation Fund
Unrealised Capital Gains as at 30 June 2020

Quantity /Description	Accounting Treatment			Taxation Treatment								
	Market Value	Original Cost	Accounting Gain/(Loss)	Cost Base Calculation				Capital Gains Calculation				
				Tax Free	Tax Deferred	AMIT	Amount	Indexation	Discountable	Other	Deferred	Capital Loss
<u>Property Direct Market</u>												
2/31 Belgrave Street, Manly 2095												
31/01/2013	2/31 Belgrave Street, Manly 2095	883,600.00	246,419.91	637,180.09	0.00	0.00	0.00	246,419.91		637,180.09		
31/03/2017	New Kitchen	3,899.93	3,899.93	0.00	0.00	0.00	0.00	3,899.93				
30/06/2017	Air Conditioner	0.00	0.00	0.00	0.00	0.00	0.00	0.00				
31/08/2017	New Kitchen	4,620.63	1,288.61	3,332.02	0.00	0.00	0.00	1,197.26		3,423.37		
9/05/2018	Reception Counter	1,175.87	1,175.87	0.00	0.00	0.00	0.00	1,175.87				
25/11/2019	New floor	2,700.21	2,700.21	0.00	0.00	0.00	0.00	2,700.21				
29/11/2019	New fitout	1,043.86	1,043.86	0.00	0.00	0.00	0.00	1,043.86				
5/02/2020	New fitout	2,959.50	2,959.50	0.00	0.00	0.00	0.00	2,959.50				
		900,000.00	259,487.89	640,512.11	0.00	0.00	0.00	259,396.54		640,603.46	0.00	
201/30 Fisher Road, Dee Why 2099												
29/01/2015	201/30 Fisher Road, Dee Why 2099 Building	244,011.46	126,438.17	117,573.29	0.00	0.00	0.00	244,014.30				2.84
21/12/2015	Air conditioning unit	1,346.07	1,346.07	0.00	0.00	0.00	0.00	1,346.07				
3/06/2020	lights	1,895.47	1,895.47	0.00	0.00	0.00	0.00	1,895.47				
		247,253.00	129,679.71	117,573.29	0.00	0.00	0.00	247,255.84			0.00	2.84
<u>Property Direct MarketTotal</u>												
		1,147,253.00	389,167.60	758,085.40	0.00	0.00	0.00	506,652.38		640,603.46	0.00	2.84
<u>Unlisted Market</u>												
Everest Alternative Investment Trust												
30/06/2016	1,500.00	60.75	2,384.95	(2,324.20)	0.00	0.00	0.00	2,384.95				2,324.20
	1,500.00	60.75	2,384.95	(2,324.20)	0.00	0.00	0.00	2,384.95			0.00	2,324.20
<u>Unlisted MarketTotal</u>												
		60.75	2,384.95	(2,324.20)	0.00	0.00	0.00	2,384.95			0.00	2,324.20

Rick Wray Superannuation Fund
Unrealised Capital Gains as at 30 June 2020

Capital Gains Tax Return Summary

	Indexation	Discount	Other	Deferred	Total Capital Gains	Capital Losses
Current Year Capital Gains						
Shares & Units - Listed Shares	0.00	0.00	0.00	0.00	0.00	144,033.00
Shares & Units - Other Shares	0.00	0.00	0.00	0.00	0.00	0.00
Shares & Units - Listed Trusts	0.00	233.00	0.00	0.00	233.00	1,076.00
Shares & Units - Other Units	0.00	0.00	0.00	0.00	0.00	2,324.00
Australian Real Estate	0.00	640,603.00	0.00	0.00	640,603.00	2.00
Other Real Estate	0.00	0.00	0.00	0.00	0.00	0.00
Collectables	0.00	0.00	0.00	0.00	0.00	0.00
Other CGT Assets & Other CGT Events	0.00	0.00	0.00	0.00	0.00	0.00
Distributed Capital Gains from Trusts	0.00	0.00	0.00	0.00	0.00	0.00
	<u>0.00</u>	<u>640,836.00</u>	<u>0.00</u>	<u>0.00</u>	<u>640,836.00</u>	<u>147,435.00</u>
Capital Losses Applied						
Current Year	0.00	147,435.00	0.00	0.00	147,435.00	
Prior Years	0.00	77,224.00	0.00	0.00	77,224.00	
	<u>0.00</u>	<u>224,659.00</u>	<u>0.00</u>	<u>0.00</u>	<u>224,659.00</u>	
Net Capital Gains						
Net Gain after applying losses	0.00	416,177.00	0.00	0.00	416,177.00	
Discount applicable		138,725.00				
Net Gain after applying discount	<u>0.00</u>	<u>277,452.00</u>	<u>0.00</u>	<u>0.00</u>	<u>277,452.00</u>	

Gains/Losses on Custom Holding Accounts

Account Name	Book Cost	Value	Gain/(Loss)	Tax Rate %	Tax Effect
--------------	-----------	-------	-------------	------------	------------

Custom Holding Accounts Totals