
Workpapers - 2022 Financial Year

THE LIBERTY SUPERANNUATION FUND

Preparer: Shelley Lian

Reviewer: Steven Lee

Printed: 23 February 2023

Lead Schedule

2022 Financial Year

Code	Workpaper	CY Balance	LY Balance	Change	Status
23800	Distributions Received	(\$22,148.32)	(\$15,850.02)	39.74%	Completed
23900	Dividends Received	(\$437.56)	(\$724.22)	(39.58)%	Completed
24200	Contributions	(\$67,427.60)	(\$91,746.82)	(26.51)%	Completed
24700	Changes in Market Values of Investments	(\$47,857.80)	(\$68,832.34)	(30.47)%	Completed
24800	Changes in Market Values of Other Assets	(\$902.63)	(\$115.37)	682.38%	Completed
25000	Interest Received	(\$250.18)	(\$144.94)	72.61%	Completed
30100	Accountancy Fees	\$1,345.00	\$1,465.00	(8.19)%	Completed
30400	ATO Supervisory Levy		\$259.00	100%	Completed
30700	Auditor's Remuneration	\$550.00	\$450.00	22.22%	Completed
31500	Bank Charges		\$1.00	100%	Completed
35000	General Expenses (Non Deductible)	\$1,195.00		100%	Completed
37500	Investment Expenses	\$299.00		100%	Completed
41600	Pensions Paid	\$85,000.00	\$198,599.00	(57.2)%	Completed
48500	Income Tax Expense	\$8,558.01	\$9,494.18	(9.86)%	Completed
49000	Profit/Loss Allocation Account	\$42,077.08	(\$32,854.47)	(228.07)%	Completed
50000	Members	(\$1,196,761.13)	(\$1,154,684.05)	3.64%	Completed
60400	Bank Accounts	\$21,108.18	\$89,923.70	(76.53)%	Completed

Code	Workpaper	CY Balance	LY Balance	Change	Status
61800	Distributions Receivable	\$60.93		100%	Completed
65500	Other Assets			0%	Completed
72300	Derivatives (Options, Hybrids, Future Contracts)	\$13.97		100%	Completed
77600	Shares in Listed Companies (Australian)	\$49,786.00	\$7,962.00	525.3%	Completed
77700	Shares in Listed Companies (Overseas)	\$20,496.08	\$20,667.45	(0.83)%	Completed
78200	Units in Listed Unit Trusts (Australian)	\$12,533.00		100%	Completed
78400	Units in Unlisted Unit Trusts (Australian)	\$1,100,000.16	\$1,040,000.08	5.77%	Completed
85000	Income Tax Payable /Refundable	(\$1,656.19)	(\$1,994.18)	(16.95)%	Completed
86000	PAYG Payable	(\$2,224.00)	(\$1,875.00)	18.61%	Completed
88000	Sundry Creditors	(\$3,357.00)		100%	Completed
A	Financial Statements				Completed
B	Permanent Documents				Completed
C	Other Documents				Completed
D	Pension Documentation				Completed
E	Estate Planning				Completed

23800 - Distributions Received

2022 Financial Year

Preparer Shelley Lian

Reviewer Steven Lee

Status Completed

Account Code	Description	CY Balance	LY Balance	Change
IOO.AX	Ishares Global 100 Etf		(\$59.53)	100%
MAQ0464AU	Arrowstreet Glob Equity Fund		(\$74.28)	100%
MGE0005AU	Magellan High Conviction Fund		(\$860.98)	100%
MICH.AX	Magellan Infrastructure Fund (currency Hedged)(managed Fund)		(\$177.07)	100%
NDQ.AX	Betashares Nasdaq 100 Etf - Exchange Traded Fund Units Fully Paid		(\$11.34)	100%
SHKDLIBERT	Liberty Retirement Property Trust	(\$22,079.67)	(\$14,506.40)	52.21%
SPY.AX	Spdr S&p 500 Etf Trust	(\$7.72)		100%
VAS.AX4	Vanguard Australian Shares Index Etf		(\$160.42)	100%
VDHG.AX	Vanguard Diversified High Growth Index Etf	(\$60.93)		100%
TOTAL		CY Balance	LY Balance	
		(\$22,148.32)	(\$15,850.02)	

Supporting Documents

- Distribution Reconciliation Report [Report](#)
- Trust_Tax Return.pdf [SHKDLIBERT](#)
- SPY_Distribution_Advice_2022_05_12.pdf [SPY.AX](#)
- VDHG_Issuer_Annual_Tax_Statement_2022_08_04.pdf [VDHG.AX](#)

Standard Checklist

- Attach a copy of all Tax Statements
- Attach a copy of Distribution Reconciliation Report
- Ensure all Distributions have been reviewed on [Distribution Tax Automation](#)

THE LIBERTY SUPERANNUATION FUND

Distribution Reconciliation Report

For The Period 01 July 2021 - 30 June 2022

Date	Non Primary Production Income (A) * ₁				Distributed Capital Gains (B) * ₂				Foreign Income * ₃		Non-Assessable			Taxable Income		
	Payment Received	Franked	Unfranked	Interest/ Other	Franking Credits	Discounted (After Discount)	Rate * ₅	CGT Concession	Indexed	Other	Foreign Income	Foreign Credits	Tax Exempt		Tax Free	Tax Deferred / AMIT * ₆
	22,079.67			22,079.00											0.00	22,079.00
<i>Net Cash Distribution:</i>		22,079.00	<i>Variance^</i>	<i>0.67</i>												
	22,079.67			22,079.00											0.00	22,079.00
TOTAL	22,148.32	31.09	1.72	22,080.99	13.87	40.04		40.04	0.00	0.00	35.39	11.72	0.00	0.00	(7.48)	22,214.82

Total Distributed Gains

Discount Rate	Discounted	Gross
Superfund 1/3	0.00	0.00
Individual 50%(I)	40.04	80.08
Total	40.04	80.08

***₁ Summary of Non Primary Production Income (A)**

Tax Label	Franked	Unfranked	Interest/Other	Less Other Deduction	Income Before Credits * ₇	Franking Credits	Total Including Credits
11M Gross trust distributions	31.09	1.72	22,080.99	0.00	22,113.80	13.87	22,127.67

*₂ Forms part of the Net Capital Gains calculation for Tax Label 11A.

*₃ Forms part of the Foreign Credits calculation for Tax Label 11D, D1, 13C1.

*₄ Taxable Income is designed to match Tax Statement provided by Fund Manager.

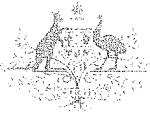
Taxable Income in the SMSF Annual Return will be different due to application of Capital Losses in Net Capital Gain calculation and application of different discount method.

*₅ This is the discount rate selected for the transaction. "S" being Super Funds at 1/3 and "I" being Individual at 50%.

*₆ AMIT cost base net increase is reflected as negative amount i.e. negative tax deferred and AMIT cost base net decrease is reflected as positive amount i.e. positive tax deferred.

*₇ Sum of Income Before Credits reconciles with Taxable Trust Distributions in Statement of Taxable Income.

^ Variance between Payment Received and Net Cash Distribution.



Day: 01 / Month: 07 / Year: 2021 to 30 / 06 / 2022
or specify period if part year or approved substitute period.

Notes to help you prepare this tax return are provided in the *Trust tax return instructions 2022* (the instructions), available on our website ato.gov.au

When completing this return

Print clearly, using a black or blue pen.

Use BLOCK LETTERS and print one character in each box.

J H I T N S T

Place in all applicable boxes.



Trust information

Trust file number (TFN) 843 177 759
See the Privacy note in the Taxpayer's declaration.

Have you attached any other attachments? Yes No

Name of trust

THE LIBERTY RETIREMENT PROPERTY TRUST

Australian business number (ABN) 77 182 739 178

Previous name of trust

If the trust name has changed, print the previous name exactly as shown on the last notice of assessment or the last tax return lodged.

Current postal address

If the address has not changed, print it exactly as shown on the last notice of assessment or the last tax return lodged.

7 YEATS AVE

Suburb/town

KILLARNEY HEIGHTS

State/territory

NSW

Postcode

2087

Country if outside Australia

Postal address on previous tax return

If the address has changed, print your previous address exactly as shown on the last notice of assessment or the last tax return lodged.

Suburb/town

State/territory

Postcode

Country if outside Australia

Full name of the trustee to whom notices should be sent
 If the trustee is an individual, print details here.

Title: Mr Mrs Miss Ms Other

Surname or family name
 F O N G

First given name
 K E R I N
 Other given names
 A N N E

If the trustee is a company, print details here including ABN.

Name

ABN

Daytime contact phone number
 0 4 2 0 6 3 7 7 7 2
 Phone number (include area code)

Family trust election status

If the trustee has made, or is making, a family trust election, write the four-digit **income year specified** of the election (for example, for the 2021–22 income year write 2022).

revoking or varying a family trust election, print **R** for revoke or print **V** for variation and complete and attach the *Family trust election, revocation or variation 2022*.

Interposed entity election status

If the trustee has an existing election, write the earliest income year specified. If the trustee is making one or more elections this year, write the earliest income year being specified and complete an *Interposed entity election or revocation 2022* for each election.

If revoking an interposed entity election, print **R** and complete and attach the *Interposed entity election or revocation 2022*.

Type of trust

Print the code representing the **type** of trust. W

Print **X** if also a charity

If code **D**, write the date of death. Day / Month / Year / /

Managed investment trusts

Is the trust a managed investment trust (MIT)? Yes No

Must be completed if **Type of trust** is either **F, M, U, P** or **Q**

MIT type

If the trust is a managed investment trust, has the trustee made an election into capital account treatment? Yes No

Are there any tax payable by the trustee? Yes No

Final tax return Yes No

Electronic funds transfer (EFT)

We need your financial institution details to pay any refund owing to you, even if you have provided them to us before. Write the BSB number, account number and account name below. (See relevant instructions.)

BSB number (must be six digits) Account number

Account name

1 Description of main business activity

P R O P E R T Y I N V E S T M E N T

Industry code **A 6 2 4 0 0**

2 Status of business – print X at label B1, B2 or B3, whichever is the first applicable option, or leave blank.

Multiple business **B1** Ceased business **B2** Commenced business **B3**

Consolidation status – print X at label **Z2** if applicable Consolidated subsidiary member **Z2**

Entity status Significant global entity **G1** Country by country reporting entity **G2**

Income excluding foreign income

5 Business income and expenses

WHOLE DOLLARS ONLY

Income	Primary production	Non-primary production	Totals
Gross payments where ABN not quoted C	<input type="text"/>	D <input type="text"/>	<input type="text"/>
Gross payments subject to foreign resident withholding (excluding capital gains) B		<input type="text"/>	<input type="text"/>
Assessable government industry payments E	<input type="text"/> / <input type="text"/> <small>CODE</small>	F <input type="text"/> / <input type="text"/> <small>CODE</small>	<input type="text"/>
Other business income G	<input type="text"/> / <input type="text"/>	H <input type="text"/> / <input type="text"/>	<input type="text"/> / <input type="text"/>
Total business income	<input type="text"/> / <input type="text"/>	<input type="text"/> / <input type="text"/>	<input type="text"/> / <input type="text"/>

Expenses

Foreign resident withholding expenses (excluding capital gains) P		<input type="text"/>	<input type="text"/>
Contractor, sub-contractor and commission expenses C	<input type="text"/>	<input type="text"/>	<input type="text"/>
Superannuation expenses D	<input type="text"/>	<input type="text"/>	<input type="text"/>
Cost of sales E	<input type="text"/> / <input type="text"/>	<input type="text"/> / <input type="text"/>	<input type="text"/> / <input type="text"/>
Bad debts F	<input type="text"/>	<input type="text"/>	<input type="text"/>
Lease expenses G	<input type="text"/>	<input type="text"/>	<input type="text"/>
Rent expenses H	<input type="text"/>	<input type="text"/>	<input type="text"/>
Total interest expenses I	<input type="text"/>	<input type="text"/>	<input type="text"/>
Total royalty expenses J	<input type="text"/>	<input type="text"/>	<input type="text"/>
Depreciation expenses K	<input type="text"/>	<input type="text"/>	<input type="text"/>
Motor vehicle expenses L	<input type="text"/>	<input type="text"/>	<input type="text"/>
Repairs and maintenance M	<input type="text"/>	<input type="text"/>	<input type="text"/>
All other expenses N	<input type="text"/>	<input type="text"/>	<input type="text"/>
Total expenses - labels P to N	<input type="text"/> / <input type="text"/>	<input type="text"/> / <input type="text"/>	O <input type="text"/> / <input type="text"/>

Reconciliation items

Add: Income reconciliation adjustments A	<input type="text"/> / <input type="text"/>	<input type="text"/> / <input type="text"/>	<input type="text"/> / <input type="text"/>
Add: Expense reconciliation adjustments B	<input type="text"/> / <input type="text"/>	<input type="text"/> / <input type="text"/>	<input type="text"/> / <input type="text"/>
Net income or loss from business Q	<input type="text"/> / <input type="text"/>	R <input type="text"/> / <input type="text"/>	S <input type="text"/> / <input type="text"/>

Net small business income **V** , ,

6 Tax withheld

Tax withheld where ABN not quoted **T** , ,

Credit for tax withheld - foreign resident withholding (excluding capital gains) **U** , ,



7 Credit for interest on early payments
- amount of interest

W , , .

8 Partnerships and trusts

Primary production

Distribution from partnerships **A** , , , . /

Share of net income from trusts **Z** , , , . /

Deductions relating to amounts shown at **A** and **Z** **S** , , , .

Net primary production amount , , , . /

Non-primary production

Distribution from partnerships, less foreign income **B** , , , . /

Share of net income from trusts, less capital gains, foreign income and franked distributions **R** , , , . /

Deductions relating to amounts shown at **B** and **R** **T** , , , .

Franked distributions from trusts **F** , , , .

Deductions relating to franked distributions from trusts in label **F** **G** , , , .

Net non-primary production amount , , , . /

Capital gains from another trust and net foreign capital gains need to be included at item 21.
Amounts of foreign income must be included at item 22 or 23.

Share of credits from income

Share of credit for tax withheld where ABN not quoted **C** , , , .

Share of franking credits from franked distributions **D** , , , .

Share of credit for TFN amounts withheld from interest, dividends and unit trust distributions **E** , , , .

Credit for TFN amounts withheld from payments from closely held trusts **O** , , , .

Share of credit for tax withheld - foreign resident withholding (excluding capital gains) **U** , , , .

9 Rent

Gross rent **F** , .

Interest deductions **G** , .

Capital works deductions **X** , .

Other rental deductions **H** , .

Net rent , . /

10 Forestry managed investment scheme income

Q , .

11 Gross interest - including Australian Government loan interest

J , .

TFN amounts withheld from gross interest **I** , , .

12 Dividends

Unfranked amount **K** , .

Franked amount **L** , .

Franking credit **M** , .

TFN amounts withheld from dividends **N** , , .

Foreign income

22 Attributed foreign income

Did you have overseas branch operations or a direct or indirect interest in a foreign trust, foreign company, controlled foreign entity or transferor trust?

S Yes No

Listed country **M** , , ·X

Unlisted country **X** , , ·X

If you answered **Yes** at label **S**, complete and attach an *International dealings schedule 2022*.
Do you need to complete a *Losses schedule 2022*?

23 Other assessable foreign source income – other than income shown at item 22

Gross **B** , , ·X Net **V** , , ·X /

Foreign income tax offset **Z** , ·

Also include at label **D** Australian franking credits from a New Zealand franking company that you have received indirectly through a partnership or trust.

Australian franking credits from a New Zealand franking company **D** , , ·X

24 Total of items 20 to 23

Add the boxes , , 22, 79 ·X /

Tax losses deducted

25 Tax losses deducted

C , , ·X

26 Total net income or loss

Subtract item 25 from item 24. , , 22, 79 ·X /

Losses information

27 Losses information

A *Losses schedule 2022* must also be completed and attached if the sum of labels **U** and **V** is greater than \$100,000 or if the trust is a listed widely held trust and failed the majority ownership test for a loss.

Tax losses carried forward to later income years **U** , , ·X

Net capital losses carried forward to later income years **V** , , ·X

Landcare and water facility tax offset

28 Landcare and water facility tax offset

Landcare and water facility tax offset brought forward from prior years **G** , , ·X



Overseas transactions

29 Overseas transactions

Was the aggregate amount of your transactions or dealings with international related parties (including the value of any property/service transferred or the balance of any loans) greater than \$2 million?

W Yes No

Did the thin capitalisation provisions affect you? **O** Yes No

Interest expenses overseas **D** , , , .X

Royalty expenses overseas **E** , , , .X

If you answered Yes at label W or O or completed D or E, complete and attach the *International dealings schedule 2022*.

Was any beneficiary who was not a resident of Australia at any time during the income year, 'presently entitled' to a share of the income of the trust?

A Yes No

If you answered Yes at label A, attach the information requested in the instructions.

Transactions with specified countries

Did you directly or indirectly send to, or receive from, one of the countries specified in the instructions, any funds or property or

Do you have the ability or expectation to control, whether directly or indirectly, the disposition of any funds, property, assets or investments located in, or located elsewhere but controlled or managed from one of those countries?

C Yes No

Personal services income

30 Personal services income

Does your income include an individual's personal services income (PSI)? **N** Yes No

Total amount of PSI included at item 5 income labels **A** , , , .X

Total amount of deductions against PSI included at item 5 expense labels **B** , , , .X

Did you satisfy the results test in respect of any individual? **C** Yes No

Do you hold a personal services business (PSB) determination in respect of any individual? **D** Yes No

For any individual for whom you did not satisfy the results test or hold a PSB determination, and each source of their PSI income yielded less than 80% of their total PSI, indicate if you satisfied any of the following personal services business tests – print X in the appropriate box(es).

Unrelated clients test **E1** Employment test **E2** Business premises test **E3**



Taxation of financial arrangements

31 Taxation of financial arrangements (TOFA)

Total TOFA gains **M** , , , .X

Total TOFA losses **N** , , , .X



Non-concessional MIT income

32 Non-concessional MIT income (NCMI)

Business income

Primary production

Non-concessional MIT income (NCMI) **A** , , , ·X

Excluded from NCMI **B** , , , ·X

Amounts shown at **A** and **B** must also be included at **5G** PP - Other business income.

Non-primary production

Non-concessional MIT income (NCMI) **C** , , , ·X

Excluded from NCMI **D** , , , ·X

Amounts shown at **C** and **D** must also be included at **5H** Non-PP - Other business income.

Partnerships and trusts

Primary production

Non-concessional MIT income (NCMI) **E** , , , ·X

Excluded from NCMI **F** , , , ·X

Amounts shown at **E** and **F** must also be included at **8A** Distribution from partnerships.

Non-concessional MIT income (NCMI) **G** , , , ·X

Excluded from NCMI **H** , , , ·X

Amounts shown at **G** and **H** must also be included at **8Z** Share of net income from trusts.

Non-primary production

Non-concessional MIT income (NCMI) **I** , , , ·X

Excluded from NCMI **J** , , , ·X

Amounts shown at **I** and **J** must also be included at **8B** Distribution from partnerships, less foreign income.

Non-concessional MIT income (NCMI) **K** , , , ·X

Excluded from NCMI **L** , , , ·X

Amounts shown at **K** and **L** must also be included at **8R** Share of net income from trusts, less capital gains, foreign income and franked distributions.

Capital gains

NCMI **X** , , , ·X

Excluded from NCMI **Z** , , , ·X

The amounts shown at labels **X** and **Z** must be included in the calculation of the amount at **21A** Net capital gain.

Key financial information

- 33 All current assets **F** , , 4 , 7 1 4
- 34 Total assets **G** , 1 , 1 6 4 , 7 1 4
- 35 All current liabilities **I** , , ,
- 36 Total liabilities **J** , , ,



Business and professional items

37 Business name of main business

Grid for business name entry

38 Business address of main business

Grid for business address entry with labels for Suburb/town, State/territory, and Postcode

- 39 Opening stock **C**
- 40 Purchases and other costs **B**
- 41 Closing stock **D** / CODE
- 42 Trade debtors **E**
- 43 Trade creditors **H**
- 44 Total salary and wage expenses **L** / CODE
- 45 Payments to associated persons **M**
- 46 Fringe benefit employee contributions **T**
- 47 Unpaid present entitlement to a private company **Y** / CODE
- 48 Trading stock election Yes No
- 49 Aggregated turnover **P** (select range A to P)
Select your aggregated turnover range
Aggregated turnover **Q**

50 Capital allowances

Depreciating assets first deducted in this income year

Intangible depreciating assets first deducted **A** \$, , , ·X

Other depreciating assets first deducted **B** \$, , , ·X

Have you self-assessed the effective life of any of these assets? **C** Yes No

Are you making a choice to opt out of temporary full expensing for some or all of your eligible assets? **P** (A - Some eligible assets; B - All eligible assets)

Number of assets you are opting out for **Q**

Value of assets you are opting out for **R** \$, , , ·X

Temporary full expensing deductions **S** \$, , , ·X

Number of assets you are claiming for **T**

For all depreciating assets

Did you recalculate the effective life for any of your assets this income year? **D** Yes No

Total adjustable values at end of income year **E** \$, , , ·X

Assessable balancing adjustments on the disposal of intangible depreciating assets **F** \$, , , ·X

Deductible balancing adjustments on the disposal of intangible depreciating assets **G** \$, , , ·X

Termination value of intangible depreciating assets **H** \$, , , ·X

Termination value of other depreciating assets **I** \$, , , ·X

Subsequent year accelerated depreciation deductions for assets using Backing business investment **N** \$, , , ·X

Deduction for project pool **J** \$, , , ·X

Section 40-280 deduction **K** \$, , , ·X

Landcare operations and deduction for decline in value of water facility, fencing asset and fodder storage asset **L** \$, , , ·X

51 Small business entity simplified depreciation

Deduction for certain assets **A** , , ·X

Deduction for general small business pool **B** , , ·X



Tax offsets

52 National rental affordability scheme National rental affordability scheme tax offset entitlement F , , ·

53 Other refundable tax offsets G , , · / CODE

54 Non-refundable carry forward tax offsets
Early stage venture capital limited partnership tax offset H , , ·

Early stage investor tax offset I , , ·

Medicare levy reduction or exemption

55 Medicare levy reduction or exemption

Spouse's 2021-22 taxable income – if nil write '0' A , ·

Number of dependent children and students B

Full Medicare levy exemption – number of days C / CODE

Half Medicare levy exemption – number of days D

Medicare levy surcharge and private health insurance tax offset
If the trust is liable for the Medicare levy surcharge or entitled to the private health insurance tax offset, refer to the instructions.

Income of the trust estate

56 Income of the trust estate A , , , ·

Statement of distribution

57 Statement of distribution

Distribution details

Complete the distribution details on the following pages for **BENEFICIARY 1** to **3** if required, and for income to which no beneficiary is presently entitled and in which no beneficiary has an indefeasible vested interest, and the trustee's share of credit for tax deducted, if it applies.

If there are more than three beneficiaries see the instructions for more information.

Note: It is not an offence not to quote a TPN for a beneficiary. However, TPNs help the ATO to correctly identify each beneficiary's tax records. The ATO is authorised by the *Income Tax Assessment Act 1936* and the *Income Tax Assessment Act 1997* to ask for information in this tax return. We need this information to help administer the tax laws.
To make a correct Trustee Beneficiary (TB) statement you must quote the TPN of a resident trustee beneficiary of a closely held trust.

Note: If the trust needs to provide annual reports under the Trustee Beneficiary Rules or the TPN withholding rules you will be able to do so by completing the information in the statement of distribution.

57 Statement of distribution - continued

BENEFICIARY 1 Tax file number (TFN) Entity code **U**

See the Privacy note in the Taxpayer's declaration.

INDIVIDUAL NAME

Title: Mr Mrs Miss Ms Other

Surname or family name

First given name Other given names

OR

NON-INDIVIDUAL NAME (company, partnership, trust etc.)

Residential address for individuals or business address for non individuals

Suburb/town

State/territory

Postcode

(Australia only)

(Australia only)

Country if outside Australia

Date of birth /

Assessment calculation code **V**

Share of income of the trust estate **W**

Share of credit for tax withheld - foreign resident withholding (excluding capital gains) **L**

Australian franking credits from a New Zealand franking company **N**

Primary production **A**

PP - NCMI **A1**

PP - Excluded from NCMI **A2**

Non-primary production **B**

Non - PP NCMI **B1**

Non - PP Excluded from NCMI **B2**

Credit for tax withheld where ABN not quoted **C**

Franked distributions **U**

Franking credit **D**

TFN amounts withheld **E**

Share of credit for TFN amounts withheld from payments from closely held trusts **O**

Capital gains **F**

NCMI capital gains **F1**

Excluded from NCMI capital gains **F2**

Share of credit for foreign resident capital gains withholding amounts **Z**

Attributed foreign income **G**

Other assessable foreign source income **H**

Foreign income tax offset **I**

Share of National rental affordability scheme tax offset **R**

Exploration credits distributed **M**

Early stage venture capital limited partnership tax offset **T**

Early stage investor tax offset **J**

Div 6AA Eligible income **C1**



57 Statement of distribution – continued

Small business income tax offset information

Share of net small business income **Y**

Non-resident beneficiary additional information

s98(3) assessable amount **J**

s98(4) assessable amount **K**

TB statement information

For each trustee beneficiary, indicate whether you will be making a TB statement: TB statement? Yes No

Tax preferred amounts **P**

Untaxed part of share of net income **Q**

Annual Trustee Payment report information

Distribution from ordinary or statutory income during income year **S**

Total TFN amounts withheld from payments **T**



57 Statement of distribution - continued

BENEFICIARY 2 Tax file number (TFN) Entity code **U**

See the Privacy note in the taxpayer's declaration.

INDIVIDUAL NAME

Title: Mr Mrs Miss Ms Other

Surname or family name

First given name

Other given names

OR
NON-INDIVIDUAL NAME (company, partnership, trust etc.)

Residential address for individuals or business address for non individuals

Suburb/town

State/territory

Postcode

Country if outside Australia

Date of birth / /

Assessment calculation code **V**

Share of income of the trust estate **W** *X

Share of credit for tax withheld foreign resident withholding (excluding capital gains) **L** *X

Australian franking credits from a New Zealand franking company **N** *X

Share of income Primary production **A** *X / LOSS

PP - NCMI **A1** *X

PP - Excluded from NCMI **A2** *X

Non-primary production **B** *X / LOSS

Non - PP NCMI **B1** *X

Non - PP Excluded from NCMI **B2** *X

Credit for tax withheld where ABN not quoted **C** *X

Franked distributions **U** *X

Franking credit **D** .

TFN amounts withheld **E** .

Share of credit for TFN amounts withheld from payments from closely held trusts **O** .

Capital gains **F** *X

NCMI capital gains **F1** *X

Excluded from NCMI capital gains **F2** *X

Share of credit for foreign resident capital gains withholding amounts **Z** .

Attributed foreign income **G** *X

Other assessable foreign source income **H** *X / LOSS

Foreign income tax offset **I** .

Share of National rental affordability scheme tax offset **R** .

Exploration credits distributed **M** *X

Early stage venture capital limited partnership tax offset **T** .

Early stage investor tax offset **J** .

Div 6AA Eligible Income **C1** *X



57 Statement of distribution – continued

Small business income tax offset information

Share of net small business income **Y**

Non-resident beneficiary additional information

s98(3) assessable amount **J**

s98(4) assessable amount **K**

TB statement information

For each trustee beneficiary, indicate whether you will be making a TB statement: TB statement? Yes No

Tax preferred amounts **P**

Untaxed part of share of net income **Q**

Annual Trustee Payment report information

Distribution from ordinary or statutory income during income year **S**

Total TFN amounts withheld from payments **T**





57 Statement of distribution – continued

Small business income tax offset information

Share of net small business income Y

Non-resident beneficiary additional information

s98(3) assessable amount J

s98(4) assessable amount K

TB statement information

For each trustee beneficiary, indicate whether you will be making a TB statement: TB statement? Yes No

Tax preferred amounts P

Untaxed part of share of net income Q

Annual Trustee Payment report information

Distribution from ordinary or statutory income during income year S

Total TFN amounts withheld from payments T



57 Statement of distribution – continued

Income to which no beneficiary is presently entitled and in which no beneficiary has an indefeasible vested interest, and the trustee's share of credit for tax deducted.

Assessment calculation code	V	<input type="text"/>	Share of credit for TFN amounts withheld from payments from closely held trusts	O	<input type="text"/>	
Share of income of the trust estate	W	<input type="text"/>	Capital gains	F	<input type="text"/>	
Share of credit for tax withheld – foreign resident withholding (excluding capital gains)	L	<input type="text"/>	NCMI capital gains	F1	<input type="text"/>	
Australian franking credits from a New Zealand franking company	N	<input type="text"/>	Excluded from NCMI capital gains	F2	<input type="text"/>	
Share of income	Primary production	A	<input type="text"/>	Share of credit for foreign resident capital gains withholding amounts	Z	<input type="text"/>
	PP – NCMI	A1	<input type="text"/>	Attributed foreign income	G	<input type="text"/>
	PP – Excluded from NCMI	A2	<input type="text"/>	Other assessable foreign source income	H	<input type="text"/>
	Non-primary production	B	<input type="text"/>	Foreign income tax offset	I	<input type="text"/>
	Non – PP NCMI	B1	<input type="text"/>	Share of National rental affordability scheme tax offset	R	<input type="text"/>
	Non – PP Excluded from NCMI	B2	<input type="text"/>	Share of other refundable tax offsets	X	<input type="text"/>
Credit for tax withheld where ABN not quoted	C	<input type="text"/>	Early stage venture capital limited partnership tax offset	T	<input type="text"/>	
Franked distributions	U	<input type="text"/>	Early stage venture capital limited partnership tax offset carried forward from previous year	K	<input type="text"/>	
Franking credit	D	<input type="text"/>	Early stage investor tax offset	J	<input type="text"/>	
TFN amounts withheld	E	<input type="text"/>	Early stage investor tax offset carried forward from previous year	M	<input type="text"/>	

If you completed labels T, K, J or M, attach the information requested in the instructions.

58 Choice for resident trustee to be assessed to capital gains on behalf of beneficiaries

Assessment calculation code X

Amount of capital gains on which the trustee has chosen to be assessed on behalf of beneficiaries Y

Items 59 and 60 must be answered for all trusts – if you answer yes to any of these questions, answer Yes to the 'other attachments' question on page 1 of this tax return.

59 Beneficiary under legal disability who is presently entitled to income from another trust

Was any beneficiary in this trust, who was under a legal disability on 30 June 2022, also presently entitled to a share of the income of another trust? Yes No

If yes, or the answer is not known, furnish the information requested in the instructions.

60 Non-resident trust

Is the trust a non-resident trust? Yes No If yes, state the amount of income derived outside Australia to which no beneficiary is presently entitled. \$ Print NIL if applicable.

Declarations

TAXPAYER'S DECLARATION

Important

Before making this declaration check to ensure that all income has been disclosed and the tax return, all attached schedules and any additional documents are true and correct in every detail. If you are in doubt about any aspect of the tax return, place all the facts before the ATO. The income tax law imposes heavy penalties for false or misleading statements in tax returns. **This declaration must be signed by a trustee or public officer.**

Privacy

The ATO is authorised by the *Taxation Administration Act 1953* to request the provision of tax file numbers (TFNs). The ATO will use the TFNs to identify each beneficiary in our records. It is not an offence not to provide the TFNs. However, if the TFNs are not provided, it could increase the chance of delay or error in each beneficiary's assessment.

Taxation law authorises the ATO to collect information including personal information about the person authorised to sign the declaration. For information about your privacy go to ato.gov.au/privacy

DECLARATION:

I declare that the information on this tax return, including any attached schedules and additional documentation is true and correct.

Signature

Date:

Day	10	Month	10	Year	20	22
-----	----	-------	----	------	----	----

Hours taken to prepare and complete this tax return 3

TAX AGENT'S DECLARATION

I,

declare that this tax return has been prepared in accordance with information supplied by the taxpayer, that the taxpayer has given me a declaration stating that the information provided to me is true and correct and that the taxpayer has authorised me to lodge the tax return.

Agent's signature

Client's reference

Date:

Day		Month		Year		
-----	--	-------	--	------	--	--

Contact name

Agent's phone number (include area code)

Agent's reference number

Office use only

Index X



SPDR® S&P 500® ETF Trust

All Registry communications to:
C/- Link Market Services Limited
Locked Bag A14, Sydney South, NSW, 1235
Telephone: 1300 665 385
ASX Code: SPY
Security Code: SPY
Email: SPDR@linkmarketservices.com.au
Website: www.linkmarketservices.com.au



003 000022

LIBERTY FAMILY SUPER PTY LTD
<THE LIBERTY SF A/C>
7 YEATS AVE
KILLARNEY HEIGHTS NSW 2087

Distribution Advice

Payment Date 12 May 2022
Record Date: 21 March 2022
Reference no.: X*****8917

TFN/ABN NOT RECEIVED OR RECORDED
US TAX FORM NOT LODGED

Dear Unitholder,

This payment represents a distribution of USD 1.366009 for the period ended 17 March 2022, in respect of ordinary units entitled to participate at the record date.

Class Description	Rate per Unit	Participating Units	Franked Component	Other Income Component	Gross Amount
Ordinary Units	USD 1.366009	17	\$0.00	\$23.22	\$23.22
				Less: US Tax:	\$6.97
				Net Amount (USD):	\$16.25
				Less: Resident Withholding Tax (AUD):	\$15.00
				Net Converted Amount (AUD):	\$7.72

Exchange rate of US\$1.00 = AU\$1.407162 (as at US Payment Date of 29/04/2022)
Exchange rate of US\$1.00 = AU\$1.398210 (as at the Conversion Date of 04/05/2022)

PAYMENT REMITTED TO:

COMMONWEALTH BANK OF AUSTRALIA
1 HARBOUR ST SHOP C4 DARLING W
SYDNEY NSW 2000
Account Name: LIBERTY FAMILY SUPER PTY LTD <TH
BSB: 067-167 ACC: ****6852
Direct Credit Reference No.: 001276931110

This Statement represents the amount credited to your nominated financial institution.

Please ensure your details are correct and use the online service centre to make any changes at www.linkmarketservices.com.au

This statement contains important information to assist you in preparing your tax return.

Please retain this statement for taxation purposes as a charge may be levied for replacement.

The SPDR S&P 500 ETF Trust declares that it is a managed investment trust for the purposes of Subdivision 12-H of the Taxation Administration Act 1953 ("TAA 1953") in respect of the income year ending 30 June 2022. This distribution relates to the trust's year of income ending 30 June 2022. For the purpose of Section 12-405 of Schedule 1 of the TAA 1953, the "Fund Payment" portion of the distribution is calculated as the sum of the following components:

- Foreign Sourced Income

Contact Us:



Online:
www-au.computershare.com/Investor/Contact



By Mail:
Computershare Investor Services Pty Limited
GPO Box 2975 Melbourne
Victoria 3001 Australia

001293 003 VDHG



LIBERTY FAMILY SUPER PTY LTD
<THE LIBERTY SF A/C>
7 YEATS AVE
KILLARNEY HEIGHTS NSW 2087

Enquiries:

(within Australia) 1300 757 905
(international) +61 3 9415 4813

Holder Identification Number (HIN)

HIN WITHHELD

ATTRIBUTION MANAGED INVESTMENT TRUST MEMBER ANNUAL TAX STATEMENT FOR YEAR ENDED 30 JUNE 2022

The following tax return items are valid for Australian resident individual unitholders only.

PART A – SUMMARY OF 2022 TAX RETURN (SUPPLEMENTARY SECTION) ITEMS			
Item	Tax Return Label		Amount
Share of net income from trusts, less net capital gains, foreign income and franked distributions	13U		\$3.71
Franked distributions from trusts	13C		\$44.96
Share of franking credits from franked dividends	13Q		\$13.87
Share of credit for TFN amounts withheld	13R		\$59.00
Share of credit for foreign resident withholding amounts	13A		\$0.00
Net capital gain	18A		\$40.04
Total current year capital gains	18H		\$80.08
Assessable foreign source income	20E		\$14.44
Other net foreign source income	20M		\$14.44
Foreign income tax offset	20O		\$1.91
PART B – COMPONENTS OF ATTRIBUTION			
Item	Cash Distribution	Tax Paid/Offsets	Attribution
Australian Income			
Unfranked distributions	\$0.01		\$0.00
Unfranked CFI distributions	\$1.68		\$1.72
Interest - subject to non resident WHT	\$0.07		\$0.34
Interest - not subject to non resident WHT	\$0.04		\$0.00
Other income - clean building MIT income	\$0.00		\$0.00
Other income - excluded from NCMI	\$0.02		\$0.02
Other income - NCMI	\$0.01		\$0.03
Other income	\$2.49		\$1.60
Non primary production income	\$4.32		\$3.71
Franked distributions	\$31.00	\$13.87	\$44.96
Capital Gains			
Discounted capital gains TAP - clean building MIT income	\$0.00		\$0.00
Discounted capital gains TAP - excluded from NCMI	\$0.00		\$0.00
Discounted capital gains TAP - NCMI	\$0.00		\$0.00
Discounted capital gains TAP	\$0.00		\$0.00
Discounted capital gains NTAP	\$35.98		\$40.04
Capital gains – other method TAP - clean building MIT income	\$0.00		\$0.00
Capital gains – other method TAP - excluded from NCMI	\$0.00		\$0.00
Capital gains – other method TAP - NCMI	\$0.00		\$0.00
Capital gains – other method TAP	\$0.00		\$0.00
Capital gains – other method NTAP	\$0.00		\$0.00
Net capital gain	\$35.98		\$40.04
AMIT CGT gross up amount			\$40.04
Other capital gains distribution	\$35.98		
Total current year capital gains	\$71.96		\$80.08
Foreign Income			
Assessable foreign source income	\$12.65	\$1.91	\$14.44
Other Non-assessable Amounts			
Non-assessable non-exempt amount	\$0.00		\$0.00
Net exempt income	\$0.00		
Other non-attributable amounts	\$0.00		
Gross Amount	\$119.93		\$143.19
AMIT cost base net amount - excess (reduce cost base)			\$0.00
AMIT cost base net amount - shortfall (increase cost base)			\$7.48
Less TFN amounts withheld	\$59.00		
Less non-resident withholding tax			
- Interest / dividend amounts withheld	\$0.00		
- Fund payment amounts withheld	\$0.00		
Net Cash Distribution	\$60.93		

23900 - Dividends Received

2022 Financial Year

Preparer Shelley Lian

Reviewer Steven Lee

Status Completed

Account Code	Description	CY Balance	LY Balance	Change
5GN.AX	5g Networks Limited		(\$25.90)	100%
ALL.AX	Aristocrat Leisure Limited		(\$11.00)	100%
BPT.AX	Beach Energy Limited	(\$18.00)		100%
CBA.AXW	Commonwealth Bank Of Australia.		(\$34.30)	100%
MQG.AX	Macquarie Group Limited		(\$57.75)	100%
OverseasShares	Overseas Shares & Options	(\$291.46)	(\$228.71)	27.44%
PDL.AX	Pendal Group Limited		(\$80.50)	100%
QBE.AXW	QBE Insurance Group Limited		(\$12.00)	100%
VTS.AX	Vanguard Us Total Market Shares Index Etf		(\$125.47)	100%
WBC.AX	Westpac Banking Corporation	(\$128.10)		100%
ZEL.AX	Z Energy Limited.		(\$148.59)	100%
TOTAL		CY Balance	LY Balance	
		(\$437.56)	(\$724.22)	

Supporting Documents

- Dividend Reconciliation Report [Report](#)
- Investment Income Comparison Report [Report](#)

Standard Checklist

- Attach copies of all dividend statements
- Attach copy of Dividend Reconciliation Report
- Attach copy of Investment Income Comparison Report

THE LIBERTY SUPERANNUATION FUND
Dividend Reconciliation Report

For The Period 01 July 2021 - 30 June 2022

Date	Net Payment Received	Australian Income			Foreign Income			Withheld		
		Unfranked	Franked	Franking Credits	Foreign Income	Foreign Credits	NZ Credits	TFN Withheld	Non-Resident	LIC Deduction
Shares in Listed Companies (Australian)										
BPT.AX Beach Energy Limited										
30/09/2021	18.00	0.00	18.00	7.71						
	18.00	0.00	18.00	7.71						
WBC.AX Westpac Banking Corporation										
24/06/2022	128.10	0.00	128.10	54.90						
	128.10	0.00	128.10	54.90						
	146.10	0.00	146.10	62.61						
Shares in Listed Companies (Overseas)										
SHKDLibertyOverseasShares Overseas Shares & Options										
30/06/2022	291.46				291.46	51.43				
	291.46				291.46	51.43				
	291.46				291.46	51.43				

THE LIBERTY SUPERANNUATION FUND
Dividend Reconciliation Report

For The Period 01 July 2021 - 30 June 2022

Date	Net Payment Received	Australian Income			Foreign Income			Withheld		
		Unfranked	Franked	Franking Credits	Foreign Income	Foreign Credits	NZ Credits	TFN Withheld	Non-Resident	LIC Deduction
TOTAL	437.56	0.00	146.10	62.61	291.46	51.43				

Tax Return Reconciliation

	Totals	Tax Return Label
Unfranked	0.00	J
Franked Dividends	146.10	K
Franking Credits	62.61	L

THE LIBERTY SUPERANNUATION FUND

Investment Income Comparison Report

As at 30 June 2022

Investment	Ledger Data				ASX & UUT Data						
	Transaction Date	Income Amount	Franking Credit	Date Payable	Ex Div/Dist Date	Units On Hand	45 Day Qualified	Amount per share/unit	Estimated Income	Estimated Franking*	
Reconciled											
Shares in Listed Companies (Australian)											
BPT.AX	Beach Energy Limited	30/09/2021	18.00	7.71	30/09/2021	30/08/2021	1,800.00	1,800.00	0.0100	18.00	7.71
WBC.AX	Westpac Banking Corporation	24/06/2022	128.10	54.90	24/06/2022	19/05/2022	210.00	210.00	0.6100	128.10	54.90
			146.10	62.61					0.6200	146.10	62.61
Units in Listed Unit Trusts (Australian)											
VDHG.AX	Vanguard Diversified High Growth Index Etf	30/06/2022	119.93	13.87							
VDHG.AX	Vanguard Diversified High Growth Index Etf				18/07/2022	01/07/2022	100.00	100.00	1.1993	119.93	13.33
			119.93	13.87					1.1993	119.93	13.33
Unreconciled											
Shares in Listed Companies (Australian)											
VTS.AX	Vanguard Us Total Market Shares Index Etf				26/04/2022	24/03/2022	33.00	0.00	0.8149	26.89	0.00
									0.8149	26.89	0.00
Shares in Listed Companies (Overseas)											
SHKDLibertyOvers easShares	Overseas Shares & Options	30/06/2022	291.46								
			291.46								
Units in Listed Unit Trusts (Australian)											
SPY.AX	Spdr S&p 500 Etf Trust	12/05/2022	7.72								
SPY.AX	Spdr S&p 500 Etf Trust	30/06/2022	15.00	0.00							
			22.72	0.00							

THE LIBERTY SUPERANNUATION FUND

Investment Income Comparison Report

As at 30 June 2022

Investment	Ledger Data			ASX & UUT Data						
	Transaction Date	Income Amount	Franking Credit	Date Payable	Ex Div/Dist Date	Units On Hand	45 Day Qualified	Amount per share/unit	Estimated Income	Estimated Franking*
Units in Unlisted Unit Trusts (Australian)										
SHKDLIBERT	Liberty Retirement Property Trust	02/07/2021	2,629.20							
SHKDLIBERT	Liberty Retirement Property Trust	27/08/2021	4,000.00							
SHKDLIBERT	Liberty Retirement Property Trust	13/04/2022	13,854.95							
SHKDLIBERT	Liberty Retirement Property Trust	14/06/2022	1,595.52							
			22,079.67							
Shares in Listed Companies (Australian)										
NDQ.AX	Betashares Nasdaq 100 Etf			18/07/2022	01/07/2022	110.00	110.00	0.8416	92.57	0.00
								0.8416	92.57	0.00
Units in Listed Unit Trusts (Australian)										
VEU.AX	Vngd All-World Ex-Us			20/07/2022	22/06/2022	100.00	100.00	0.7244	72.44	0.00
								0.7244	72.44	0.00
			22,659.88					4.2002	457.93	75.94

*Franking credit is estimated using 45 day qualified units. The estimation might not be accurate for preference shares and hedging arrangements.

24200 - Contributions

2022 Financial Year

Preparer Shelley Lian

Reviewer Steven Lee

Status Completed

Account Code	Description	CY Balance	LY Balance	Change
LEELIB00003A	(Contributions) Lee, Liberty - Accumulation (Accumulation)	(\$35,920.00)	(\$25,037.68)	43.46%
LEEMIC00005A	(Contributions) Lee, Michael - Accumulation (Accumulation)	(\$31,507.60)	(\$66,709.14)	(52.77)%
TOTAL		CY Balance	LY Balance	
		(\$67,427.60)	(\$91,746.82)	

Supporting Documents

- Contributions Breakdown Report [Report](#)
- SuperStream Contribution Data Report [Report](#)
- Clt_acct_work_transactions.pdf

Standard Checklist

- Attach copies of S290-170 notices (if necessary)
- Attach copy of Contributions Breakdown Report
- Attach SuperStream Contribution Data Report
- Check Fund is registered for SuperStream (if necessary)
- Ensure all Contributions have been allocated from Bank Accounts
- Ensure Work Test is satisfied if members are over 65

THE LIBERTY SUPERANNUATION FUND

Contributions Breakdown Report

For The Period 01 July 2021 - 30 June 2022

Summary

Member	D.O.B	Age (at 30/06/2021)	Total Super Balance (at 30/06/2021) *1	Concessional	Non-Concessional	Other	Reserves	Total
Lee, Liberty	Provided	62	417,001.88	25,920.00	10,000.00	0.00	0.00	35,920.00
Lee, Michael	Provided	68 *3	737,682.17	24,507.60	7,000.00	0.00	0.00	31,507.60
All Members				50,427.60	17,000.00	0.00	0.00	67,427.60

*1 TSB can include information external to current fund's transaction records. The amount is per individual across all funds.

*3 Members aged 67 to 74 must satisfy work test or meet work test exemption criteria (applies from 1 July 2019) for your fund to accept non-mandated contributions (e.g. salary sacrifice, personal super contributions). NCC bring-forward arrangement is not available.

Contribution Caps

Member	Contribution Type	Contributions	Cap	Current Position
Lee, Liberty	Concessional	25,920.00	27,500.00	1,580.00 Below Cap
	Non-Concessional	10,000.00	110,000.00	100,000.00 Below Cap
Lee, Michael	Concessional	24,507.60	27,500.00	2,992.40 Below Cap
	Non-Concessional	7,000.00	110,000.00	103,000.00 Below Cap

Carry Forward Unused Concessional Contribution Cap

Member	2017	2018	2019	2020	2021	2022	Current Position
Lee, Liberty							
Concessional Contribution Cap	35,000.00	25,000.00	25,000.00	25,000.00	25,000.00	27,500.00	
Concessional Contribution	32,161.38	25,486.96	24,984.64	25,089.08	25,037.68	25,920.00	
Unused Concessional Contribution	0.00	0.00	15.36	0.00	0.00	1,580.00	
Cumulative Carry Forward Unused	N/A	N/A	0.00	15.36	0.00	0.00	
Maximum Cap Available	35,000.00	25,000.00	25,000.00	25,015.36	25,000.00	27,500.00	1,580.00 Below Cap
Total Super Balance	0.00	363,443.20	444,398.31	380,634.61	404,665.87	417,001.88	
Lee, Michael							
Concessional Contribution Cap	35,000.00	25,000.00	25,000.00	25,000.00	25,000.00	27,500.00	
Concessional Contribution	33,571.73	23,649.34	24,209.34	23,794.13	24,959.14	24,507.60	
Unused Concessional Contribution	0.00	0.00	790.66	1,205.87	40.86	2,992.40	
Cumulative Carry Forward Unused	N/A	N/A	0.00	0.00	0.00	0.00	
Maximum Cap Available	35,000.00	25,000.00	25,000.00	25,000.00	25,000.00	27,500.00	2,992.40 Below Cap
Total Super Balance	0.00	764,966.48	829,773.14	743,661.05	782,872.65	737,682.17	

NCC Bring Forward Caps

Member	Bring Forward Cap	2019	2020	2021	2022	Total	Current Position
Lee, Liberty	N/A	0.00	0.00	0.00	10,000.00	N/A	Bring Forward Not Triggered
Lee, Michael	N/A	64,440.00	48,750.00	41,750.00	7,000.00	N/A	Bring Forward Not Triggered

Lee, Liberty

Date	Transaction Description	Ledger Data					SuperStream Data				
		Contribution Type	Concessional	Non-Concession	Other	Reserves	Contribution	Employer	Concessional	Non-Concess	Other
08/07/2021	Direct Credit 501203 AUTOMATIC DATA P	Employer	2,051.73								
06/08/2021	Credit 501203 AUTOMATIC DATA P	Employer	2,073.92								
08/09/2021	Direct Credit 501203 AUTOMATIC DATA P	Employer	2,410.27								
10/09/2021	Transfer From M lee	Personal - Non-Concessional		10,000.00							
08/10/2021	Direct Credit 501203 AUTOMATIC DATA P	Employer	2,143.92								
08/11/2021	Direct Credit 501203 AUTOMATIC DATA P ADP2021110810915 15	Employer	2,155.02								
08/12/2021	Direct Credit 501203 AUTOMATIC DATA P	Employer	2,155.02								
10/01/2022	Direct Credit 501203 AUTOMATIC DATA P	Employer	2,155.02								
08/02/2022	Direct Credit 501203 AUTOMATIC DATA P	Employer	2,155.02								

09/02/2022				Employer	HARPERCOLLINS PUBLISHERS AUSTRALIA PTY LTD	2,155.02			
08/03/2022	Direct Credit 501203 AUTOMATIC DATA P	Employer	2,155.02						
09/03/2022				Employer	HARPERCOLLINS PUBLISHERS AUSTRALIA PTY LTD	2,155.02			
08/04/2022	Direct Credit 501203 AUTOMATIC DATA P	Employer	2,155.02						
09/04/2022				Employer	HARPERCOLLINS PUBLISHERS AUSTRALIA PTY LTD	2,155.02			
06/05/2022	Direct Credit 501203 AUTOMATIC DATA P ADP2022050611962 57	Employer	2,155.02						
09/05/2022				Employer	HARPERCOLLINS PUBLISHERS AUSTRALIA PTY LTD	2,155.02			
08/06/2022	Direct Credit 501203 AUTOMATIC DATA P ADP2022060812148 05	Employer	2,155.02						
09/06/2022				Employer	HARPERCOLLINS PUBLISHERS AUSTRALIA PTY LTD	2,155.02			
Total - Lee, Liberty			25,920.00				10,000.00	0.00	0.00
								10,775.10	0.00
									0.00

Lee, Michael

Date	Transaction Description	Ledger Data					SuperStream Data				
		Contribution Type	Concessional	Non-Concession	Other	Reserves	Contribution	Employer	Concessional	Non-Concess	Other
05/07/2021	Direct Credit 450747 ClickSuper p_vu_cc_990618490 7	Employer	942.77								
12/07/2021	M L Lee Credit to Account	Personal - Non- Concessional		7,000.00							
21/07/2021	ClickSuper	Employer	959.76								
03/08/2021	ClickSuper	Employer	924.00								
17/08/2021	Direct Credit 450747 ClickSuper	Employer	888.23								
30/08/2021	Direct Credit 450747 ClickSuper p_vu_cc_990623833 1	Employer	888.23								
13/09/2021	Direct Credit 450747 ClickSuper p_vu_cc_990624895 3	Employer	888.23								
27/09/2021	Direct Credit 450747 ClickSuper	Employer	888.23								
11/10/2021	Direct Credit 450747 ClickSuper	Employer	888.23								
25/10/2021	Direct Credit 450747 ClickSuper p_vu_cc_990628737 2	Employer	924.00								
08/11/2021	Direct Credit 450747 ClickSuper p_vu_cc_990629939 8	Employer	959.76								
22/11/2021	Direct Credit 450747 ClickSuper p_vu_cc_990631287 0	Employer	959.76								
06/12/2021	Direct Credit 450747	Employer	959.76				Employer	Yuwah Services Trust	959.76		

20/12/2021	ClickSuper p_vu_cc_990632417 8 Direct Credit 450747 ClickSuper p_vu_cc_990633741 7	Employer	959.76	Employer	Yuwah Services Trust	959.76
17/01/2022	Direct Credit 450747 ClickSuper p_vu_cc_990636001 0	Employer	1,919.52	Employer	Yuwah Services Trust	1,919.52
01/02/2022	Direct Credit 450747 ClickSuper	Employer	959.76	Employer	Yuwah Services Trust	959.76
14/02/2022	Direct Credit 450747 ClickSuper p_vu_cc_990638533 0	Employer	959.76	Employer	Yuwah Services Trust	959.76
28/02/2022	Direct Credit 450747 ClickSuper p_vu_cc_990639942 2	Employer	959.76	Employer	Yuwah Services Trust	959.76
14/03/2022	Direct Credit 450747 ClickSuper	Employer	959.76	Employer	Yuwah Services Trust	959.76
28/03/2022	Credit 450747 ClickSuper	Employer	959.76	Employer	Yuwah Services Trust	959.76
12/04/2022	Direct Credit 450747 ClickSuper	Employer	959.76	Employer	Yuwah Services Trust	959.76
29/04/2022	Direct Credit 450747 ClickSuper p_vu_cc_990645441 5	Employer	959.76	Employer	Yuwah Services Trust	959.76
10/05/2022	Direct Credit 450747 ClickSuper p_vu_cc_990646206 3	Employer	959.76	Employer	Yuwah Services Trust	959.76
24/05/2022	Direct Credit 450747 ClickSuper p_vu_cc_990647521 5	Employer	959.76	Employer	Yuwah Services Trust	959.76
07/06/2022	Direct Credit 450747	Employer	959.76	Employer	Yuwah Services Trust	959.76

20/06/2022	ClickSuper p_vu_cc_990648635 2 Direct Credit 450747 ClickSuper p_vu_cc_990649950 9	Employer	959.76			Employer	Yuwah Services Trust	959.76		
Total - Lee, Michael			<u>24,507.60</u>	<u>7,000.00</u>	<u>0.00</u>	<u>0.00</u>		<u>14,396.40</u>	<u>0.00</u>	<u>0.00</u>
Total for All Members			<u>50,427.60</u>	<u>17,000.00</u>	<u>0.00</u>	<u>0.00</u>				

THE LIBERTY SUPERANNUATION FUND

SuperStream Contribution Data Report

For The Period 01 July 2021 - 30 June 2022

Transaction Date	Reference	Employer Org	Pay Period	Employer	Personal - NCC	Spouse & Child	Other Family & Friends	Any Other	Total
Lee, Liberty									
09/02/2022	ADP202202081144278	HARPERCOLLINS PUBLISHERS AUSTRALIA PTY LTD	01/01/2022 - 31/01/2022	2,155.02	0.00	0.00	0.00	0.00	2,155.02
09/03/2022	ADP202203081161220	HARPERCOLLINS PUBLISHERS AUSTRALIA PTY LTD	01/02/2022 - 28/02/2022	2,155.02	0.00	0.00	0.00	0.00	2,155.02
09/04/2022	ADP202204081179555	HARPERCOLLINS PUBLISHERS AUSTRALIA PTY LTD	01/03/2022 - 31/03/2022	2,155.02	0.00	0.00	0.00	0.00	2,155.02
09/05/2022	ADP202205061196257	HARPERCOLLINS PUBLISHERS AUSTRALIA PTY LTD	01/04/2022 - 30/04/2022	2,155.02	0.00	0.00	0.00	0.00	2,155.02
09/06/2022	ADP202206081214805	HARPERCOLLINS PUBLISHERS AUSTRALIA PTY LTD	01/05/2022 - 31/05/2022	2,155.02	0.00	0.00	0.00	0.00	2,155.02
				10,775.10	0.00	0.00	0.00	0.00	10,775.10
Lee, Michael									
06/12/2021	p_vu_cc_9906324178	Yuwah Services Trust	17/11/2021 - 30/11/2021	959.76	0.00	0.00	0.00	0.00	959.76
20/12/2021	p_vu_cc_9906337417	Yuwah Services Trust	01/12/2021 - 14/12/2021	959.76	0.00	0.00	0.00	0.00	959.76
17/01/2022	p_vu_cc_9906360010	Yuwah Services Trust	15/12/2021 - 11/01/2022	1,919.52	0.00	0.00	0.00	0.00	1,919.52
01/02/2022	p_vu_cc_9906374974	Yuwah Services Trust	12/01/2022 - 25/01/2022	959.76	0.00	0.00	0.00	0.00	959.76
14/02/2022	p_vu_cc_9906385330	Yuwah Services Trust	26/01/2022 - 08/02/2022	959.76	0.00	0.00	0.00	0.00	959.76
28/02/2022	p_vu_cc_9906399422	Yuwah Services Trust	09/02/2022 - 22/02/2022	959.76	0.00	0.00	0.00	0.00	959.76
14/03/2022	p_vu_cc_9906410658	Yuwah Services Trust	23/02/2022 - 08/03/2022	959.76	0.00	0.00	0.00	0.00	959.76
28/03/2022	p_vu_cc_9906423626	Yuwah Services Trust	09/03/2022 - 22/03/2022	959.76	0.00	0.00	0.00	0.00	959.76
12/04/2022	p_vu_cc_9906436030	Yuwah Services Trust	23/03/2022 - 05/04/2022	959.76	0.00	0.00	0.00	0.00	959.76
29/04/2022	p_vu_cc_9906454415	Yuwah Services Trust	06/04/2022 - 19/04/2022	959.76	0.00	0.00	0.00	0.00	959.76
10/05/2022	p_vu_cc_9906462063	Yuwah Services Trust	20/04/2022 - 03/05/2022	959.76	0.00	0.00	0.00	0.00	959.76
24/05/2022	p_vu_cc_9906475215	Yuwah Services Trust	04/05/2022 - 17/05/2022	959.76	0.00	0.00	0.00	0.00	959.76

THE LIBERTY SUPERANNUATION FUND
SuperStream Contribution Data Report

For The Period 01 July 2021 - 30 June 2022

Transaction Date	Reference	Employer Org	Pay Period	Employer	Personal - NCC	Spouse & Child	Other Family & Friends	Any Other	Total
07/06/2022	p_vu_cc_9906486352	Yuwah Services Trust	18/05/2022 - 31/05/2022	959.76	0.00	0.00	0.00	0.00	959.76
20/06/2022	p_vu_cc_9906499509	Yuwah Services Trust	01/06/2022 - 14/06/2022	959.76	0.00	0.00	0.00	0.00	959.76
				14,396.40	0.00	0.00	0.00	0.00	14,396.40
				25,171.50	0.00	0.00	0.00	0.00	25,171.50

*Data last updated: 13/02/2023

CDIA Account 10653501				
		\$	\$	
Date	Details	Dr	Cr	
2/07/2021	Dividend From Liberty Retirement Property Trust		2629.2	
5/07/2021	M Lee Salary Sacrifice Super		942.77	
8/07/2021	Liberty Lee Salary Sacrifice Super		2051.73	
9/07/2021	Liberty Lee Pension	5000		
12/07/2021	Deposit to Rabo Bank	8000		
12/07/2021	M Lee A/tax Super Contribution		7000	
12/07/2021	Deposit to Rabo Bank	6000		
16/07/2021	Liberty Lee Pension	2500		
20/07/2021	Sale 1140 shares ZEL & 765 AZJ		5976	
21/07/2021	M Lee Salary Sacrifice Super		959.76	
27/07/2021	Deposit to Rabo Bank	5000		
3/08/2021	M Lee Salary Sacrifice Super		924	
6/08/2021	ATO Payg	1875		
6/08/2021	Liberty Lee Salary Sacrifice Super		2073.92	
7/08/2021	Liberty Lee Pension	3500		
17/08/2021	M Lee Salary Sacrifice Super		888.23	
27/08/2021	Dividend from Liberty Retirement Property Trust		4000	
27/08/2021	Superhelp Aust - Set up Corporate Trustee	1195		
30/08/2021	M Lee Salary Sacrifice Super		888.23	
8/09/2021	Liberty Lee Pension	4400		
8/09/2021	Liberty Lee Salary Sacrifice Super		2410.27	
10/09/2021	Liberty Lee A/tax Super Contribution		10000	
10/09/2021	M Lee Salary Sacrifice Super Deposit Return →		97000	
13/09/2021	Error RABO BANK	50000		
13/09/2021	Error Reversal		25000	
13/09/2021	Error Reversal		25000	
13/09/2021	M Lee Salary Sacrifice Super		888.23	
14/09/2021	Error	50000		
14/09/2021	Error Reversal		25000	

14/09/2021	Error Reversal		25000
15/09/2021	Error	25000	
15/09/2021	Error	25000	
15/09/2021	Error Reversal		25000
15/09/2021	Error Reversal		25000
16/09/2021	Error	50000	
16/09/2021	Error Reversal		25000
16/09/2021	Error Reversal		25000
17/09/2021	Error	43000	
17/09/2021	Error Reversal		23000
17/09/2021	Error Reversal		20000
19/09/2021	Error	50000	
19/09/2021	Error Reversal		25000
19/09/2021	Error Reversal		25000
20/09/2021	Error	50000	
20/09/2021	Error Reversal		25000
20/09/2021	Error Reversal		25000
21/09/2021	Liberty Lee Pension	3000	
27/09/2021	M Lee Salary Sacrifice Super		888.23
30/09/2021	Beach Energy Dividend		18
1/10/2021	Sale 1800 shares BPT		2446.05
8/10/2021	Liberty Lee Salary Sacrifice Super		2143.92
11/10/2021	M Lee Salary Sacrifice Super		888.23
14/10/2021	Buy 300 Shares BHP	11399.95	
25/10/2021	M Lee Salary Sacrifice Super		924
8/11/2021	Liberty Lee Salary Sacrifice Super		2155.02
8/11/2021	M Lee Salary Sacrifice Super		959.76
9/11/2021	Liberty Lee Pension	3000	
19/11/2021	Transfer Account Balance to new acc 31036852	103754.06	
18/03/2022	Transfer from account 310336852		5400
18/03/2022	Transfer from account 310336853		3100
22/03/2022	Buy 30 shares XRO \$ 3007.95 & 20 shares CSL \$5398.35	8406.3	

20/04/2022	Sell 20 Shares CSL		5270.25	
12/05/2022	Buy 110 shares NDQ \$ 3110.95 & 7 shares VTS \$ 2018.45	5129.4		
14/05/2022	M Lee Pension	200		
		515359.71	505825.8	
	Opening Balance 01/07/2021		9568.46	CR
	Add Deposits 01/07/21 to 30/06/2022		505825.8	
	Less Payments 01/07/2021 to 30/06/2022		-515359.71	
	Closing Balance 30/06/2022		34.55	Cr

CDIA Account 31036852 Liberty Family Super PTY LTD			
		\$	\$
Date	Details	Dr	Cr
19/11/2021	Balance transfer from Account 10653501		103754.06
20/11/2021	Liberty Lee Pension	3100	
22/11/2021	Transfer from Rabobank		374.96
1/12/2021	Interest earned		1.66
1/12/2021	M Lee Salary Sacrifice Super		959.76
6/12/2021	M Lee Salary Sacrifice Super		959.76
9/12/2021	Liberty Lee Salary Sacrifice Super		2155.02
9/12/2021	Liberty Lee Pension	5000	
20/12/2021	M Lee Salary Sacrifice Super		959.76
21/12/2021	Sale 1475 AZJ shares \$5009.8 & Buy 1475 AZJ \$5005.45		4.35
1/01/2022	Interest earned		4.29
2/01/2022	Sale 300 BHP Shares		12390.05
11/01/2022	Liberty Lee Salary Sacrifice Super		2155.02
17/01/2022	M Lee Salary Sacrifice Super		1919.52
27/01/2022	ATO Payg	2224	
1/02/2022	Interest earned		4.89
1/02/2022	M Lee Salary Sacrifice Super		959.76
8/02/2022	M Lee Pension	30000	
8/02/2022	Liberty Lee Salary Sacrifice Super		2155.02
9/02/2022	M Lee Pension	4100	
14/02/2022	Liberty Lee Pension	1300	
14/02/2022	M Lee Salary Sacrifice Super		959.76
25/02/2022	Buy 150 Shares MFG	3031.37	
28/02/2022	M Lee Salary Sacrifice Super		959.76
1/03/2022	Interest earned		3.52
1/03/2022	ATO Payg	2224	
8/03/2022	Liberty Lee Salary Sacrifice Super		2155.02
9/03/2022	M Lee Pension	3800	
14/03/2022	M Lee Salary Sacrifice Super		959.76

18/03/2022	TRANSFER TO Account 10653501	5400	
18/03/2022	TRANSFER TO Account 10653501	3100	
18/03/2022	Subscription to Rask Australia	299	
21/03/2022	BUY 325 NDQ 33 VTS 500 Hack 17 Spy	34917.24	
23/03/2022	M Lee Pension	2000	
23/03/2022	Buy 210 WBC 17000 Doc 4000 PPH 120 ALU Sell 17 SPY	8351.15	
25/03/2022	Sell 33 VTS 325 NDQ 500 Hack Buy 100 All		21691.87
28/03/2022	M Lee Salary Sacrifice Super		959.76
1/04/2022	Interest earned		2.75
8/04/2022	Liberty Lee Salary Sacrifice Super		2155.02
11/04/2022	M Lee Pension	4000	
11/04/2022	Buy 1700 Shares EML & 500 HSN	7627.9	
12/04/2022	M Lee Salary Sacrifice Super		959.76
13/04/2022	Dividend from Liberty Retirement Property Trust		13854.95
19/04/2022	Sell 1700 EML 4000 PPH		8963.1
21/04/2022	Buy 650 shares CWP & 430 shares CDA	6100.5	
27/04/2022	Buy 420 Shares CWP & 350 shares HSN	4030.6	
29/04/2022	M Lee Salary Sacrifice Super		959.76
29/04/2022	Buy 2000 PSQ 100 VEU 100 VDHG 28 VTS	26184.04	
1/05/2022	Interest earned		2.04
6/05/2022	Liberty Lee Salary Sacrifice Super		2155.02
9/05/2022	M Lee Pension	2100	
10/05/2022	M Lee Salary Sacrifice Super		959.76
12/05/2022	Spy Distribution		7.72
23/05/2022	M Lee Pension	2000	
24/05/2022	ATO Payg	2224	
24/05/2022	M Lee Salary Sacrifice Super		959.76
1/06/2022	Interest earned		1.96
7/06/2022	M Lee Salary Sacrifice Super		959.76
8/06/2022	Liberty Lee Salary Sacrifice Super		2155.02
9/06/2022	M Lee Pension	4000	
14/06/2022	Dividend from Liberty Retirement Property Trust		3057.52
20/06/2022	M Lee Salary Sacrifice Super		959.76

21/06/2022	M Lee Pension	2000	
24/06/2022	Westpac Dividend		128.1
30/06/2022	Buy 30 Shares MQG	4994.55	
		174108.35	194689.09
	Opening Balance account 31036852		0
	Add Deposits		194689.09
	Less Payments		-174108.35
	Closing Balance 30/06/2022		20580.74

Date	Description	Debit	Credit	Balance
Fri 30 Sep 2022	Fast Transfer From Lib Prop Trust CREDIT TO ACCOUNT Distribn		+\$5,000.00	\$18,363.75
Thu 29 Sep 2022	Direct Credit 450747 ClickSuper p_vu_cc_9906595519		+\$976.75	\$13,363.75
Wed 21 Sep 2022	Direct Credit 526328 HSN FNL DIV 001284736507		+\$29.50	\$12,387.00
Tue 20 Sep 2022	Transfer To Lib retirement Prop Trust NetBank repay o/paid distribn 2022	-\$1,462.00		\$12,357.50
Fri 16 Sep 2022	Direct Debit 062934 COMMSEC SECURITI COMMSEC	-\$8,219.10		\$13,819.50
Thu 15 Sep 2022	Direct Credit 333732 MauriceBlackburn MBSGHABLCLASSACTIO		+\$95.97	\$22,038.60
Mon 12 Sep 2022	Direct Credit 450747 ClickSuper p_vu_cc_9906580201		+\$976.75	\$21,942.63
Fri 09 Sep 2022	Transfer To M And L Lee NetBank Pension	-\$3,100.00		\$20,965.88

© 2022 Commonwealth Bank of Australia ABN 48 123 123 124 AFSL and Australian credit licence 234945

24700 - Changes in Market Values of Investments

2022 Financial Year

Preparer Shelley Lian

Reviewer Steven Lee

Status Completed

Account Code	Description	CY Balance	LY Balance	Change
24700	Changes in Market Values of Investments	(\$47,857.80)	(\$68,832.34)	(30.47)%
TOTAL		CY Balance	LY Balance	
		(\$47,857.80)	(\$68,832.34)	

Supporting Documents

- Market Movement [Report](#)
- Net Capital Gains Reconciliation [Report](#)
- Realised Capital Gain Report [Report](#)

Standard Checklist

- Attach copies of Source Documentation (Contract Notes, Broker Statements, Chess Statements, Contracts of Sale, Managed Fund Statements etc)
- Attach copy of Market Movement report
- Attach copy of Net Capital Gains Reconciliation
- Attach copy of Realised Capital Gain Report
- Ensure all Asset Disposals have been entered
- Ensure all Market Values have been entered for June 30
- Ensure all Tax Deferred Distributions have been entered

THE LIBERTY SUPERANNUATION FUND
Market Movement Report

As at 30 June 2022

Investment	Date	Description	Unrealised				Realised			Total
			Units	Accounting Cost Movement	Market Movement	Depreciation	Balance	Consideration	Accounting Cost Base	
AAPL.NDQ16 - Apple Inc										
	01/07/2021	Opening Balance	0.00	0.00	0.00	0.00	0.00	0.00	0.00	0.00
	28/04/2022	Purchase	15.00	3,356.82	0.00	0.00	3,356.82	0.00	0.00	0.00
	28/04/2022	Purchase	5.00	1,118.94	0.00	0.00	4,475.76	0.00	0.00	0.00
	09/05/2022	Purchase	12.00	2,673.52	0.00	0.00	7,149.28	0.00	0.00	0.00
	09/05/2022	Purchase	4.00	891.17	0.00	0.00	8,040.45	0.00	0.00	0.00
	30/06/2022	Revaluation	0.00	0.00	(895.84)	0.00	7,144.61	0.00	0.00	0.00
	30/06/2022		36.00	8,040.45	(895.84)	0.00	7,144.61	0.00	0.00	0.00
ADBE.NDQ6 - Adobe Inc										
	19/04/2022	Purchase	7.00	4,063.47	0.00	0.00	4,063.47	0.00	0.00	0.00
	30/06/2022	Revaluation	0.00	0.00	(343.89)	0.00	3,719.58	0.00	0.00	0.00
	30/06/2022		7.00	4,063.47	(343.89)	0.00	3,719.58	0.00	0.00	0.00
ALL.AX - Aristocrat Leisure Limited										
	01/07/2021	Opening Balance	0.00	0.00	0.00	0.00	0.00	0.00	0.00	0.00
	25/03/2022	Purchase	100.00	3,684.46	0.00	0.00	3,684.46	0.00	0.00	0.00
	30/06/2022	Revaluation	0.00	0.00	(246.46)	0.00	3,438.00	0.00	0.00	0.00
	30/06/2022		100.00	3,684.46	(246.46)	0.00	3,438.00	0.00	0.00	0.00
ALU.AX - Altium Limited										
	23/03/2022	Purchase	120.00	4,005.15	0.00	0.00	4,005.15	0.00	0.00	0.00
	30/06/2022	Revaluation	0.00	0.00	(775.95)	0.00	3,229.20	0.00	0.00	0.00
	30/06/2022		120.00	4,005.15	(775.95)	0.00	3,229.20	0.00	0.00	0.00
AMD.NDQ6 - Advanced Micro Devices Inc.										
	01/04/2022	Purchase	25.00	4,105.92	0.00	0.00	4,105.92	0.00	0.00	0.00
	30/06/2022	Revaluation	0.00	0.00	(1,330.84)	0.00	2,775.08	0.00	0.00	0.00
	30/06/2022		25.00	4,105.92	(1,330.84)	0.00	2,775.08	0.00	0.00	0.00
AZJ.AX - Aurizon Holdings Limited										
	01/07/2021	Opening Balance	765.00	0.00	0.00	0.00	2,845.80	0.00	0.00	0.00
	20/07/2021	Disposal	(765.00)	(3,034.05)	0.00	0.00	(188.25)	2,963.55	3,034.05	(70.50)
	20/07/2021	Writeback	0.00	0.00	188.25	0.00	0.00	0.00	0.00	0.00
	16/12/2021	Purchase	1,475.00	5,005.45	0.00	0.00	5,005.45	0.00	0.00	0.00
	16/12/2021	Disposal	(1,475.00)	(5,005.45)	0.00	0.00	0.00	5,009.80	5,005.45	4.35
	30/06/2022		0.00	(3,034.05)	188.25	0.00	0.00	7,973.35	8,039.50	(66.15)

THE LIBERTY SUPERANNUATION FUND
Market Movement Report

As at 30 June 2022

Investment	Date	Description	Unrealised				Realised			Total
			Units	Accounting Cost Movement	Market Movement	Depreciation	Balance	Consideration	Accounting Cost Base	
BHP.AX - BHP Group Limited										
	01/07/2021	Opening Balance	0.00	0.00	0.00	0.00	0.00	0.00	0.00	0.00
	14/10/2021	Purchase	300.00	11,399.95	0.00	0.00	11,399.95	0.00	0.00	0.00
	31/12/2021	Disposal	(300.00)	(11,399.95)	0.00	0.00	0.00	12,390.05	11,399.95	990.10
	30/06/2022		0.00	0.00	0.00	0.00	0.00	12,390.05	11,399.95	990.10
BPT.AX - Beach Energy Limited										
	01/07/2021	Opening Balance	1,800.00	0.00	0.00	0.00	2,232.00	0.00	0.00	0.00
	01/10/2021	Disposal	(1,800.00)	(3,133.95)	0.00	0.00	(901.95)	2,446.05	3,133.95	(687.90)
	01/10/2021	Writeback	0.00	0.00	901.95	0.00	0.00	0.00	0.00	0.00
	30/06/2022		0.00	(3,133.95)	901.95	0.00	0.00	2,446.05	3,133.95	(687.90)
CDA.AX - Codan Limited										
	01/07/2021	Opening Balance	0.00	0.00	0.00	0.00	0.00	0.00	0.00	0.00
	21/04/2022	Purchase	430.00	3,038.55	0.00	0.00	3,038.55	0.00	0.00	0.00
	30/06/2022	Revaluation	0.00	0.00	(45.75)	0.00	2,992.80	0.00	0.00	0.00
	30/06/2022		430.00	3,038.55	(45.75)	0.00	2,992.80	0.00	0.00	0.00
CSL.AX - CSL Limited										
	22/03/2022	Purchase	20.00	5,398.35	0.00	0.00	5,398.35	0.00	0.00	0.00
	20/04/2022	Disposal	(20.00)	(5,398.35)	0.00	0.00	0.00	5,270.25	5,398.35	(128.10)
	30/06/2022		0.00	0.00	0.00	0.00	0.00	5,270.25	5,398.35	(128.10)
CWP.AX - Cedar Woods Properties Limited										
	21/04/2022	Purchase	650.00	3,061.95	0.00	0.00	3,061.95	0.00	0.00	0.00
	27/04/2022	Purchase	420.00	1,998.15	0.00	0.00	5,060.10	0.00	0.00	0.00
	30/06/2022	Revaluation	0.00	0.00	(1,122.50)	0.00	3,937.60	0.00	0.00	0.00
	30/06/2022		1,070.00	5,060.10	(1,122.50)	0.00	3,937.60	0.00	0.00	0.00
DOC.AX - Doctor Care Anywhere Group Plc										
	23/03/2022	Purchase	17,000.00	5,077.45	0.00	0.00	5,077.45	0.00	0.00	0.00
	30/06/2022	Revaluation	0.00	0.00	(2,697.45)	0.00	2,380.00	0.00	0.00	0.00
	30/06/2022		17,000.00	5,077.45	(2,697.45)	0.00	2,380.00	0.00	0.00	0.00
EML.AX - EML Payments Limited										
	01/07/2021	Opening Balance	0.00	0.00	0.00	0.00	0.00	0.00	0.00	0.00
	11/04/2022	Purchase	1,700.00	4,847.95	0.00	0.00	4,847.95	0.00	0.00	0.00
	19/04/2022	Disposal	(1,700.00)	(4,847.95)	0.00	0.00	0.00	5,063.05	4,847.95	215.10
	30/06/2022		0.00	0.00	0.00	0.00	0.00	5,063.05	4,847.95	215.10

THE LIBERTY SUPERANNUATION FUND
Market Movement Report

As at 30 June 2022

Investment	Date	Description	Unrealised				Realised			Total
			Units	Accounting Cost Movement	Market Movement	Depreciation	Balance	Consideration	Accounting Cost Base	
FDX.NYE3 - Fedex Corp										
	21/03/2022	Purchase	13.00	3,977.78	0.00	0.00	3,977.78	0.00	0.00	0.00
	28/03/2022	Disposal	(13.00)	(3,977.78)	0.00	0.00	0.00	3,870.27	3,977.78	(107.51)
	30/06/2022		0.00	0.00	0.00	0.00	0.00	3,870.27	3,977.78	(107.51)
HACK.ARCX - ETF Managers Group LLC - ETFMG Prime Cyber Security ETF										
	21/03/2022	Purchase	500.00	4,959.95	0.00	0.00	4,959.95	0.00	0.00	0.00
	25/03/2022	Disposal	(500.00)	(4,959.95)	0.00	0.00	0.00	5,200.05	4,959.95	240.10
	30/06/2022		0.00	0.00	0.00	0.00	0.00	5,200.05	4,959.95	240.10
HNDL.NDQ - Strategy Shares - Nasdaq 7HANDL Index ETF										
	01/07/2021	Opening Balance	330.00	0.00	0.00	0.00	11,245.81	0.00	0.00	0.00
	19/07/2021	Disposal	(6.00)	(193.14)	0.00	0.00	11,052.67	208.07	193.14	14.93
	19/07/2021	Writeback	0.00	0.00	(11.33)	0.00	11,041.34	0.00	0.00	0.00
	19/07/2021	Disposal	(2.00)	(64.38)	0.00	0.00	10,976.96	69.36	64.38	4.98
	19/07/2021	Writeback	0.00	0.00	(3.78)	0.00	10,973.18	0.00	0.00	0.00
	19/07/2021	Disposal	(299.00)	(9,624.63)	0.00	0.00	1,348.55	10,368.95	9,624.63	744.32
	19/07/2021	Writeback	0.00	0.00	(564.76)	0.00	783.79	0.00	0.00	0.00
	19/07/2021	Disposal	(23.00)	(740.36)	0.00	0.00	43.43	797.62	740.36	57.26
	19/07/2021	Writeback	0.00	0.00	(43.44)	0.00	(0.01)	0.00	0.00	0.00
	30/06/2022	Revaluation	0.00	0.00	0.01	0.00	0.00	0.00	0.00	0.00
	30/06/2022		0.00	(10,622.51)	(623.30)	0.00	0.00	11,444.00	10,622.51	821.49
HSN.AX - Hansen Technologies Limited										
	11/04/2022	Purchase	500.00	2,779.95	0.00	0.00	2,779.95	0.00	0.00	0.00
	27/04/2022	Purchase	350.00	2,032.45	0.00	0.00	4,812.40	0.00	0.00	0.00
	30/06/2022	Revaluation	0.00	0.00	(392.40)	0.00	4,420.00	0.00	0.00	0.00
	30/06/2022		850.00	4,812.40	(392.40)	0.00	4,420.00	0.00	0.00	0.00
MFG.AX - Magellan Financial Group Limited										
	25/02/2022	Purchase	150.00	3,031.37	0.00	0.00	3,031.37	0.00	0.00	0.00
	30/06/2022	Revaluation	0.00	0.00	(1,093.37)	0.00	1,938.00	0.00	0.00	0.00
	30/06/2022		150.00	3,031.37	(1,093.37)	0.00	1,938.00	0.00	0.00	0.00
MFGO.AX - Magellan Financial Group Limited										
	06/04/2022	Purchase	19.00	0.00	0.00	0.00	0.00	0.00	0.00	0.00
	30/06/2022	Revaluation	0.00	0.00	13.97	0.00	13.97	0.00	0.00	0.00
	30/06/2022		19.00	0.00	13.97	0.00	13.97	0.00	0.00	0.00

THE LIBERTY SUPERANNUATION FUND

Market Movement Report

As at 30 June 2022

Investment	Date	Description	Unrealised				Realised			Total
			Units	Accounting Cost Movement	Market Movement	Depreciation	Balance	Consideration	Accounting Cost Base	
MQG.AX - Macquarie Group Limited										
	01/07/2021	Opening Balance	0.00	0.00	0.00	0.00	0.00	0.00	0.00	0.00
	30/06/2022	Purchase	30.00	4,994.55	0.00	0.00	4,994.55	0.00	0.00	0.00
	30/06/2022	Revaluation	0.00	0.00	(59.25)	0.00	4,935.30	0.00	0.00	0.00
	30/06/2022		30.00	4,994.55	(59.25)	0.00	4,935.30	0.00	0.00	0.00
NDQ.AX - Betashares Nasdaq 100 Etf										
	01/07/2021	Opening Balance	0.00	0.00	0.00	0.00	0.00	0.00	0.00	0.00
	21/03/2022	Purchase	325.00	9,903.20	0.00	0.00	9,903.20	0.00	0.00	0.00
	25/03/2022	Disposal	(325.00)	(9,903.20)	0.00	0.00	0.00	10,142.55	9,903.20	239.35
	12/05/2022	Purchase	110.00	3,110.95	0.00	0.00	3,110.95	0.00	0.00	0.00
	30/06/2022	Revaluation	0.00	0.00	(172.85)	0.00	2,938.10	0.00	0.00	0.00
	30/06/2022		110.00	3,110.95	(172.85)	0.00	2,938.10	10,142.55	9,903.20	239.35
NFGC.NDQ - New Found Gold Corp										
	12/01/2022	Purchase	100.00	913.00	0.00	0.00	913.00	0.00	0.00	0.00
	12/01/2022	Purchase	50.00	456.50	0.00	0.00	1,369.50	0.00	0.00	0.00
	12/01/2022	Purchase	300.00	2,738.90	0.00	0.00	4,108.40	0.00	0.00	0.00
	18/01/2022	Purchase	100.00	908.27	0.00	0.00	5,016.67	0.00	0.00	0.00
	28/03/2022	Disposal	(550.00)	(5,016.67)	0.00	0.00	0.00	4,459.04	5,016.67	(557.63)
	30/06/2022		0.00	0.00	0.00	0.00	0.00	4,459.04	5,016.67	(557.63)
NVDA.NDQ12 - NVIDIA Corp										
	21/03/2022	Purchase	1.00	328.20	0.00	0.00	328.20	0.00	0.00	0.00
	21/03/2022	Purchase	15.00	4,923.01	0.00	0.00	5,251.21	0.00	0.00	0.00
	25/03/2022	Disposal	(1.00)	(328.20)	0.00	0.00	4,923.01	348.13	328.20	19.93
	25/03/2022	Disposal	(15.00)	(4,923.01)	0.00	0.00	0.00	5,221.87	4,923.01	298.86
	30/06/2022		0.00	0.00	0.00	0.00	0.00	5,570.00	5,251.21	318.79
PFE.NYE5 - Pfizer Inc.										
	21/03/2022	Purchase	65.00	4,734.54	0.00	0.00	4,734.54	0.00	0.00	0.00
	07/06/2022	Disposal	(1.00)	(72.84)	0.00	0.00	4,661.70	74.27	72.84	1.43
	07/06/2022	Disposal	(64.00)	(4,661.70)	0.00	0.00	0.00	4,752.85	4,661.70	91.15
	30/06/2022		0.00	0.00	0.00	0.00	0.00	4,827.12	4,734.54	92.58
PPH.AX - Pushpay Holdings Limited										
	23/03/2022	Purchase	4,000.00	4,399.95	0.00	0.00	4,399.95	0.00	0.00	0.00
	19/04/2022	Disposal	(4,000.00)	(4,399.95)	0.00	0.00	0.00	3,900.05	4,399.95	(499.90)

THE LIBERTY SUPERANNUATION FUND
Market Movement Report

As at 30 June 2022

Investment	Date	Description	Unrealised				Realised			Total
			Units	Accounting Cost Movement	Market Movement	Depreciation	Balance	Consideration	Accounting Cost Base	
	30/06/2022		0.00	0.00	0.00	0.00	0.00	3,900.05	4,399.95	(499.90)
PSQ.AX - Pacific Smiles Group Limited										
	29/04/2022	Purchase	2,000.00	4,779.95	0.00	0.00	4,779.95	0.00	0.00	0.00
	30/06/2022	Revaluation	0.00	0.00	(1,179.95)	0.00	3,600.00	0.00	0.00	0.00
	30/06/2022		2,000.00	4,779.95	(1,179.95)	0.00	3,600.00	0.00	0.00	0.00
PYPL.NDQ3 - PayPal Holdings Inc										
	07/06/2022	Purchase	20.00	2,424.41	0.00	0.00	2,424.41	0.00	0.00	0.00
	07/06/2022	Purchase	20.00	2,424.41	0.00	0.00	4,848.82	0.00	0.00	0.00
	30/06/2022	Revaluation	0.00	0.00	(793.66)	0.00	4,055.16	0.00	0.00	0.00
	30/06/2022		40.00	4,848.82	(793.66)	0.00	4,055.16	0.00	0.00	0.00
SHKDJABBAC - Bank of America COM (BAC)										
	01/07/2021	Opening Balance	0.00	0.00	0.00	0.00	0.00	0.00	0.00	0.00
	19/04/2022	Purchase	58.00	3,031.76	0.00	0.00	3,031.76	0.00	0.00	0.00
	19/04/2022	Purchase	19.00	993.16	0.00	0.00	4,024.92	0.00	0.00	0.00
	28/04/2022	Purchase	1.00	51.72	0.00	0.00	4,076.64	0.00	0.00	0.00
	28/04/2022	Purchase	54.00	2,792.84	0.00	0.00	6,869.48	0.00	0.00	0.00
	02/05/2022	Disposal	(70.00)	(3,659.02)	0.00	0.00	3,210.46	3,657.52	3,659.02	(1.50)
	30/06/2022	Revaluation	0.00	0.00	(408.81)	0.00	2,801.65	0.00	0.00	0.00
	30/06/2022		62.00	3,210.46	(408.81)	0.00	2,801.65	3,657.52	3,659.02	(1.50)
SHKDLIBERT - Liberty Retirement Property Trust										
	01/07/2021	Opening Balance	560,000.00	0.00	0.00	0.00	1,040,000.08	0.00	0.00	0.00
	30/06/2022	Revaluation	0.00	0.00	60,000.08	0.00	1,100,000.16	0.00	0.00	0.00
	30/06/2022		560,000.00	0.00	60,000.08	0.00	1,100,000.16	0.00	0.00	0.00
SLRC.NDQ - SLR Investment Corp										
	01/07/2021	Opening Balance	380.00	0.00	0.00	0.00	9,421.64	0.00	0.00	0.00
	07/07/2021	Disposal	(100.00)	(2,402.17)	0.00	0.00	7,019.47	2,533.30	2,402.17	131.13
	07/07/2021	Writeback	0.00	0.00	(77.21)	0.00	6,942.26	0.00	0.00	0.00
	07/07/2021	Disposal	(280.00)	(6,726.07)	0.00	0.00	216.19	7,093.24	6,726.07	367.17
	07/07/2021	Writeback	0.00	0.00	(216.19)	0.00	0.00	0.00	0.00	0.00
	30/06/2022		0.00	(9,128.24)	(293.40)	0.00	0.00	9,626.54	9,128.24	498.30

THE LIBERTY SUPERANNUATION FUND
Market Movement Report

As at 30 June 2022

Investment	Date	Description	Unrealised				Realised			Total
			Units	Accounting Cost Movement	Market Movement	Depreciation	Balance	Consideration	Accounting Cost Base	
SPLK.NDQ - Splunk Inc (SPLK)										
	01/07/2021	Opening Balance	0.00	0.00	0.00	0.00	0.00	0.00	0.00	0.00
	21/03/2022	Purchase	1.00	161.60	0.00	0.00	161.60	0.00	0.00	0.00
	21/03/2022	Purchase	22.00	3,555.24	0.00	0.00	3,716.84	0.00	0.00	0.00
	25/03/2022	Disposal	(23.00)	(3,716.84)	0.00	0.00	0.00	4,260.14	3,716.84	543.30
	30/06/2022		0.00	0.00	0.00	0.00	0.00	4,260.14	3,716.84	543.30
SPY.AX - Spdr S&p 500 Etf Trust										
	21/03/2022	Purchase	17.00	10,136.45	0.00	0.00	10,136.45	0.00	0.00	0.00
	23/03/2022	Disposal	(17.00)	(10,136.45)	0.00	0.00	0.00	10,124.15	10,136.45	(12.30)
	30/06/2022		0.00	0.00	0.00	0.00	0.00	10,124.15	10,136.45	(12.30)
VDHG.AX - Vanguard Diversified High Growth Index Etf										
	29/04/2022	Purchase	100.00	5,691.95	0.00	0.00	5,691.95	0.00	0.00	0.00
	30/06/2022	Revaluation	0.00	0.00	(401.95)	0.00	5,290.00	0.00	0.00	0.00
	30/06/2022		100.00	5,691.95	(401.95)	0.00	5,290.00	0.00	0.00	0.00
VEU.AX - Vngd All-World Ex-US										
	01/07/2021	Opening Balance	0.00	0.00	0.00	0.00	0.00	0.00	0.00	0.00
	29/04/2022	Purchase	100.00	7,471.95	0.00	0.00	7,471.95	0.00	0.00	0.00
	30/06/2022	Revaluation	0.00	0.00	(228.95)	0.00	7,243.00	0.00	0.00	0.00
	30/06/2022		100.00	7,471.95	(228.95)	0.00	7,243.00	0.00	0.00	0.00
VTS.AX - Vanguard Us Total Market Shares Index Etf										
	01/07/2021	Opening Balance	0.00	0.00	0.00	0.00	0.00	0.00	0.00	0.00
	21/03/2022	Purchase	33.00	9,917.64	0.00	0.00	9,917.64	0.00	0.00	0.00
	25/03/2022	Disposal	(33.00)	(9,917.64)	0.00	0.00	0.00	10,033.73	9,917.64	116.09
	29/04/2022	Purchase	28.00	8,240.19	0.00	0.00	8,240.19	0.00	0.00	0.00
	12/05/2022	Purchase	7.00	2,018.45	0.00	0.00	10,258.64	0.00	0.00	0.00
	30/06/2022	Revaluation	0.00	0.00	(685.44)	0.00	9,573.20	0.00	0.00	0.00
	30/06/2022		35.00	10,258.64	(685.44)	0.00	9,573.20	10,033.73	9,917.64	116.09
WBC.AX - Westpac Banking Corporation										
	01/07/2021	Opening Balance	0.00	0.00	0.00	0.00	0.00	0.00	0.00	0.00
	23/03/2022	Purchase	210.00	4,992.75	0.00	0.00	4,992.75	0.00	0.00	0.00
	30/06/2022	Revaluation	0.00	0.00	(897.75)	0.00	4,095.00	0.00	0.00	0.00
	30/06/2022		210.00	4,992.75	(897.75)	0.00	4,095.00	0.00	0.00	0.00

THE LIBERTY SUPERANNUATION FUND
Market Movement Report

As at 30 June 2022

Investment	Date	Description	Unrealised				Realised			Total
			Units	Accounting Cost Movement	Market Movement	Depreciation	Balance	Consideration	Accounting Cost Base	
XRO.AX - Xero Limited										
	22/03/2022	Purchase	30.00	3,007.95	0.00	0.00	3,007.95	0.00	0.00	0.00
	30/06/2022	Revaluation	0.00	0.00	(699.15)	0.00	2,308.80	0.00	0.00	0.00
	30/06/2022		30.00	3,007.95	(699.15)	0.00	2,308.80	0.00	0.00	0.00
ZEL.AX - Z Energy Limited.										
	01/07/2021	Opening Balance	1,140.00	0.00	0.00	0.00	2,884.20	0.00	0.00	0.00
	20/07/2021	Disposal	(1,140.00)	(3,018.15)	0.00	0.00	(133.95)	3,012.45	3,018.15	(5.70)
	20/07/2021	Writeback	0.00	0.00	133.95	0.00	0.00	0.00	0.00	0.00
	30/06/2022		0.00	(3,018.15)	133.95	0.00	0.00	3,012.45	3,018.15	(5.70)
Total Market Movement					45,849.29					2,008.51
										47,857.80

THE LIBERTY SUPERANNUATION FUND

Capital Gains Reconciliation Report

For The Period 01 July 2021 - 30 June 2022

	Total	Discounted	Indexed	Other	Notional
Losses available to offset					
Carried forward from prior losses	0.00				
Carried forward from prior losses - Collectables	0.00				
Current year capital losses	2,071.04				
Current year capital losses - Collectables	0.00				
Total Losses Available	2,071.04				
Total Losses Available - Collectables	0.00				
Capital Gains					
Capital gains from disposal of assets	4,079.56	0.00	0.00	4,079.56	0.00
Capital gains from disposal of assets - Collectables	0.00	0.00	0.00	0.00	0.00
Capital gains from trust distributions	80.08	80.08	0.00	0.00	0.00
Capital Gains Before Losses applied	4,159.64	80.08	0.00	4,079.56	0.00
Losses and discount applied					
Losses applied	2,071.04	0.00	0.00	2,071.04	0.00
Losses applied - Collectables	0.00	0.00	0.00	0.00	0.00
Capital gains after losses applied	2,088.60	80.08	0.00	2,008.52	0.00
Capital gains after losses applied - Collectables	0.00	0.00	0.00	0.00	0.00
CGT Discount applied	26.69				
CGT Discount applied - Collectables	0.00				

THE LIBERTY SUPERANNUATION FUND

Capital Gains Reconciliation Report

For The Period 01 July 2021 - 30 June 2022

	Total	Discounted	Indexed	Other	Notional
Net Capital Gain					
Net capital gain	2,061.91				
Net capital gain - Collectables	0.00				
Total Net Capital Gain (11A)	2,061.91				
Net Capital Losses Carried Forward to later income					
Net Capital Losses Carried Forward to later income years	0.00				
Net Capital Losses Carried Forward to later income years - Collectables	0.00				
Total Net Capital Losses Carried Forward to later income years (14V)	0.00				

Note

Refer to Realised Gains Report for details of Disposals at a Security level

Refer to Distribution Reconciliation Report for Trust Distribution details at a Security level

THE LIBERTY SUPERANNUATION FUND
Realised Capital Gains Report

For The Period 01 July 2021 - 30 June 2022

Investment		Accounting Treatment				Tax Treatment						
Purchase Contract Date	Disposal Contract Date	Units	Cost	Proceeds	Accounting Profit/(Loss)	Adjusted Cost Base	Reduced Cost Base	Indexed Cost Base	Indexed Gains	Discounted Gains (Gross)	Other Gains	Capital Loss
Shares in Listed Companies (Australian)												
AZJ.AX - Aurizon Holdings Limited												
14/04/2021	20/07/2021	765.00	3,034.05	2,963.55	(70.50)	3,034.05	3,034.05	0.00	0.00	0.00	0.00	(70.50)
16/12/2021	16/12/2021	1,475.00	5,005.45	5,009.80	4.35	5,005.45	5,005.45	0.00	0.00	0.00	4.35	0.00
		2,240.00	8,039.50	7,973.35	(66.15)	8,039.50	8,039.50	0.00	0.00	0.00	4.35	(70.50)
BHP.AX - BHP Group Limited												
14/10/2021	31/12/2021	300.00	11,399.95	12,390.05	990.10	11,399.95	11,399.95	0.00	0.00	0.00	990.10	0.00
		300.00	11,399.95	12,390.05	990.10	11,399.95	11,399.95	0.00	0.00	0.00	990.10	0.00
BPT.AX - Beach Energy Limited												
23/03/2021	01/10/2021	1,800.00	3,133.95	2,446.05	(687.90)	3,133.95	3,133.95	0.00	0.00	0.00	0.00	(687.90)
		1,800.00	3,133.95	2,446.05	(687.90)	3,133.95	3,133.95	0.00	0.00	0.00	0.00	(687.90)
CSL.AX - CSL Limited												
22/03/2022	20/04/2022	20.00	5,398.35	5,270.25	(128.10)	5,398.35	5,398.35	0.00	0.00	0.00	0.00	(128.10)
		20.00	5,398.35	5,270.25	(128.10)	5,398.35	5,398.35	0.00	0.00	0.00	0.00	(128.10)
EML.AX - EML Payments Limited												
11/04/2022	19/04/2022	1,700.00	4,847.95	5,063.05	215.10	4,847.95	4,847.95	0.00	0.00	0.00	215.10	0.00
		1,700.00	4,847.95	5,063.05	215.10	4,847.95	4,847.95	0.00	0.00	0.00	215.10	0.00
NDQ.AX - Betashares Nasdaq 100 Etf												
21/03/2022	25/03/2022	325.00	9,903.20	10,142.55	239.35	9,903.20	9,903.20	0.00	0.00	0.00	239.35	0.00
		325.00	9,903.20	10,142.55	239.35	9,903.20	9,903.20	0.00	0.00	0.00	239.35	0.00
PPH.AX - Pushpay Holdings Limited												

THE LIBERTY SUPERANNUATION FUND
Realised Capital Gains Report

For The Period 01 July 2021 - 30 June 2022

Investment		Accounting Treatment				Tax Treatment						
Purchase Contract Date	Disposal Contract Date	Units	Cost	Proceeds	Accounting Profit/(Loss)	Adjusted Cost Base	Reduced Cost Base	Indexed Cost Base	Indexed Gains	Discounted Gains (Gross)	Other Gains	Capital Loss
Shares in Listed Companies (Australian)												
23/03/2022	19/04/2022	4,000.00	4,399.95	3,900.05	(499.90)	4,399.95	4,399.95	0.00	0.00	0.00	0.00	(499.90)
		4,000.00	4,399.95	3,900.05	(499.90)	4,399.95	4,399.95	0.00	0.00	0.00	0.00	(499.90)
VTS.AX - Vanguard Us Total Market Shares Index Etf												
21/03/2022	25/03/2022	33.00	9,917.64	10,033.73	116.09	9,917.64	9,917.64	0.00	0.00	0.00	116.09	0.00
		33.00	9,917.64	10,033.73	116.09	9,917.64	9,917.64	0.00	0.00	0.00	116.09	0.00
ZEL.AX - Z Energy Limited.												
01/04/2021	20/07/2021	1,140.00	3,018.15	3,012.45	(5.70)	3,018.15	3,018.15	0.00	0.00	0.00	0.00	(5.70)
		1,140.00	3,018.15	3,012.45	(5.70)	3,018.15	3,018.15	0.00	0.00	0.00	0.00	(5.70)
		11,558.00	60,058.64	60,231.53	172.89	60,058.64	60,058.64	0.00	0.00	0.00	1,564.99	(1,392.10)
Shares in Listed Companies (Overseas)												
FDX.NYE3 - Fedex Corp												
21/03/2022	28/03/2022	13.00	3,977.78	3,870.27	(107.51)	3,977.78	3,977.78	0.00	0.00	0.00	0.00	(107.51)
		13.00	3,977.78	3,870.27	(107.51)	3,977.78	3,977.78	0.00	0.00	0.00	0.00	(107.51)
HACK.ARCX - ETF Managers Group LLC - ETFMG Prime Cyber Security ETF												
21/03/2022	25/03/2022	500.00	4,959.95	5,200.05	240.10	4,959.95	4,959.95	0.00	0.00	0.00	240.10	0.00
		500.00	4,959.95	5,200.05	240.10	4,959.95	4,959.95	0.00	0.00	0.00	240.10	0.00
HNDL.NDQ - Strategy Shares - Nasdaq 7HANDL Index ETF												
17/05/2021	19/07/2021	6.00	193.14	208.07	14.93	193.14	193.14	0.00	0.00	0.00	14.93	0.00
17/05/2021	19/07/2021	2.00	64.38	69.36	4.98	64.38	64.38	0.00	0.00	0.00	4.98	0.00
17/05/2021	19/07/2021	48.00	1,545.09	1,664.58	119.49	1,545.09	1,545.09	0.00	0.00	0.00	119.49	0.00

THE LIBERTY SUPERANNUATION FUND
Realised Capital Gains Report

For The Period 01 July 2021 - 30 June 2022

Investment		Accounting Treatment				Tax Treatment						
Purchase Contract Date	Disposal Contract Date	Units	Cost	Proceeds	Accounting Profit/(Loss)	Adjusted Cost Base	Reduced Cost Base	Indexed Cost Base	Indexed Gains	Discounted Gains (Gross)	Other Gains	Capital Loss
Shares in Listed Companies (Overseas)												
17/05/2021	19/07/2021	251.00	8,079.53	8,704.37	624.84	8,079.53	8,079.53	0.00	0.00	0.00	624.84	0.00
17/05/2021	19/07/2021	23.00	740.36	797.62	57.26	740.36	740.36	0.00	0.00	0.00	57.26	0.00
		330.00	10,622.50	11,444.00	821.50	10,622.50	10,622.50	0.00	0.00	0.00	821.50	0.00
NFGC.NDQ - New Found Gold Corp												
12/01/2022	28/03/2022	50.00	456.50	405.37	(51.13)	456.50	456.50	0.00	0.00	0.00	0.00	(51.13)
12/01/2022	28/03/2022	100.00	913.00	810.73	(102.27)	913.00	913.00	0.00	0.00	0.00	0.00	(102.27)
12/01/2022	28/03/2022	300.00	2,738.90	2,432.20	(306.70)	2,738.90	2,738.90	0.00	0.00	0.00	0.00	(306.70)
18/01/2022	28/03/2022	100.00	908.27	810.73	(97.54)	908.27	908.27	0.00	0.00	0.00	0.00	(97.54)
		550.00	5,016.67	4,459.03	(557.64)	5,016.67	5,016.67	0.00	0.00	0.00	0.00	(557.64)
NVDA.NDQ12 - NVIDIA Corp												
21/03/2022	25/03/2022	1.00	328.20	348.13	19.93	328.20	328.20	0.00	0.00	0.00	19.93	0.00
21/03/2022	25/03/2022	14.00	4,594.81	4,873.75	278.94	4,594.81	4,594.81	0.00	0.00	0.00	278.94	0.00
21/03/2022	25/03/2022	1.00	328.20	348.12	19.92	328.20	328.20	0.00	0.00	0.00	19.92	0.00
		16.00	5,251.21	5,570.00	318.79	5,251.21	5,251.21	0.00	0.00	0.00	318.79	0.00
PFE.NYE5 - Pfizer Inc.												
21/03/2022	07/06/2022	1.00	72.84	74.27	1.43	72.84	72.84	0.00	0.00	0.00	1.43	0.00
21/03/2022	07/06/2022	64.00	4,661.70	4,752.85	91.15	4,661.70	4,661.70	0.00	0.00	0.00	91.15	0.00
		65.00	4,734.54	4,827.12	92.58	4,734.54	4,734.54	0.00	0.00	0.00	92.58	0.00
SHKDJABBAC - Bank of America COM (BAC)												
19/04/2022	02/05/2022	58.00	3,031.76	3,030.52	(1.24)	3,031.76	3,031.76	0.00	0.00	0.00	0.00	(1.24)
19/04/2022	02/05/2022	12.00	627.26	627.00	(0.26)	627.26	627.26	0.00	0.00	0.00	0.00	(0.26)

THE LIBERTY SUPERANNUATION FUND
Realised Capital Gains Report

For The Period 01 July 2021 - 30 June 2022

Investment		Accounting Treatment				Tax Treatment						
Purchase Contract Date	Disposal Contract Date	Units	Cost	Proceeds	Accounting Profit/(Loss)	Adjusted Cost Base	Reduced Cost Base	Indexed Cost Base	Indexed Gains	Discounted Gains (Gross)	Other Gains	Capital Loss
Shares in Listed Companies (Overseas)												
		70.00	3,659.02	3,657.52	(1.50)	3,659.02	3,659.02	0.00	0.00	0.00	0.00	(1.50)
SLRC.NDQ - SLR Investment Corp												
04/05/2021	07/07/2021	100.00	2,402.17	2,533.30	131.13	2,402.17	2,402.17	0.00	0.00	0.00	131.13	0.00
04/05/2021	07/07/2021	179.00	4,299.88	4,534.61	234.73	4,299.88	4,299.88	0.00	0.00	0.00	234.73	0.00
04/05/2021	07/07/2021	100.00	2,402.17	2,533.30	131.13	2,402.17	2,402.17	0.00	0.00	0.00	131.13	0.00
04/05/2021	07/07/2021	1.00	24.02	25.33	1.31	24.02	24.02	0.00	0.00	0.00	1.31	0.00
		380.00	9,128.24	9,626.54	498.30	9,128.24	9,128.24	0.00	0.00	0.00	498.30	0.00
SPLK.NDQ - Splunk Inc (SPLK)												
21/03/2022	25/03/2022	22.00	3,555.24	4,074.92	519.68	3,555.24	3,555.24	0.00	0.00	0.00	519.68	0.00
21/03/2022	25/03/2022	1.00	161.60	185.22	23.62	161.60	161.60	0.00	0.00	0.00	23.62	0.00
		23.00	3,716.84	4,260.14	543.30	3,716.84	3,716.84	0.00	0.00	0.00	543.30	0.00
		1,947.00	51,066.75	52,914.67	1,847.92	51,066.75	51,066.75	0.00	0.00	0.00	2,514.57	(666.65)
Units in Listed Unit Trusts (Australian)												
SPY.AX - Spdr S&p 500 Etf Trust												
21/03/2022	23/03/2022	17.00	10,136.45	10,124.15	(12.30)	10,136.45	10,136.45	0.00	0.00	0.00	0.00	(12.30)
		17.00	10,136.45	10,124.15	(12.30)	10,136.45	10,136.45	0.00	0.00	0.00	0.00	(12.30)
VDHG.AX - Vanguard Diversified High Growth Index Etf												
		0.00	0.00	0.00	0.00	0.00	0.00	0.00	0.00	80.08	0.00	0.00
		0.00	0.00	0.00	0.00	0.00	0.00	0.00	0.00	80.08	0.00	0.00
		17.00	10,136.45	10,124.15	(12.30)	10,136.45	10,136.45	0.00	0.00	80.08	0.00	(12.30)

13,522.00	121,261.84	123,270.35	2,008.51	121,261.84	121,261.84	0.00	0.00	80.08	4,079.56	(2,071.05)
-----------	------------	------------	----------	------------	------------	------	------	-------	----------	------------

24800 - Changes in Market Values of Other Assets

2022 Financial Year

Preparer Shelley Lian

Reviewer Steven Lee

Status Completed

Account Code	Description	CY Balance	LY Balance	Change
24800	Changes in Market Values of Other Assets	(\$902.63)	(\$115.37)	682.38%
TOTAL		CY Balance	LY Balance	
		(\$902.63)	(\$115.37)	

Supporting Documents

- General Ledger [Report](#)

Standard Checklist

- Attach all supporting Documentation
- Has the Fund received any non-arm's length income? If so, it may be taxed at 47%

THE LIBERTY SUPERANNUATION FUND

General Ledger

As at 30 June 2022

Transaction Date	Description	Units	Debit	Credit	Balance \$
Changes in Market Values of Other Assets (24800)					
<u>Changes in Market Values of Other Assets (24800)</u>					
30/06/2022				902.63	902.63 CR
				902.63	902.63 CR

Total Debits: 0.00
Total Credits: 902.63

25000 - Interest Received

2022 Financial Year

Preparer Shelley Lian

Reviewer Steven Lee

Status Completed

Account Code	Description	CY Balance	LY Balance	Change
CBA31036852	CBA CDIA ***852	(\$21.11)		100%
PIB366895465	Rabobank HISA	(\$229.07)	(\$144.94)	58.04%
TOTAL		CY Balance	LY Balance	
		(\$250.18)	(\$144.94)	

Supporting Documents

- Interest Reconciliation Report [Report](#)

Standard Checklist

- Attach Interest Reconciliation Report
- Ensure all interest has been recorded from Bank Statements
- Review Statements to ensure all TFN withheld has been input

THE LIBERTY SUPERANNUATION FUND

Interest Reconciliation Report

For The Period 01 July 2021 - 30 June 2022

Date	Payment Amount	Gross Interest	TFN Withheld	Foreign Income	Foreign Credits
Bank Accounts					
CBA31036852 CBA CDIA ***852					
01/12/2021	1.66	1.66			
01/01/2022	4.29	4.29			
01/02/2022	4.89	4.89			
01/03/2022	3.52	3.52			
01/04/2022	2.75	2.75			
01/05/2022	2.04	2.04			
01/06/2022	1.96	1.96			
	21.11	21.11			
PIB366895465 Rabobank HISA					
31/07/2021	76.97	76.97			
31/07/2021	18.68	18.68			
31/08/2021	20.65	20.65			
31/08/2021	82.59	82.59			
30/09/2021	24.00	24.00			
30/09/2021	6.05	6.05			
31/10/2021	0.08	0.08			
30/11/2021	0.05	0.05			
	229.07	229.07			
	250.18	250.18			

THE LIBERTY SUPERANNUATION FUND
Interest Reconciliation Report

For The Period 01 July 2021 - 30 June 2022

Date	Payment Amount	Gross Interest	TFN Withheld	Foreign Income	Foreign Credits
TOTAL	250.18	250.18			

Tax Return Reconciliation

	Totals	Tax Return Label
Gross Interest	250.18	11C

30100 - Accountancy Fees

2022 Financial Year

Preparer Shelley Lian

Reviewer Steven Lee

Status Completed

Account Code	Description	CY Balance	LY Balance	Change
30100	Accountancy Fees	\$1,345.00	\$1,465.00	(8.19)%
TOTAL		CY Balance	LY Balance	
		\$1,345.00	\$1,465.00	

Supporting Documents

- General Ledger [Report](#)
- INV-0965.pdf [30100](#)

Standard Checklist

- Attach all source documentation
- Ensure all Transactions have been entered

THE LIBERTY SUPERANNUATION FUND

General Ledger

As at 30 June 2022

Transaction Date	Description	Units	Debit	Credit	Balance \$
Accountancy Fees (30100)					
<u>Accountancy Fees (30100)</u>					
30/06/2022	2021 Superhelp fees		1,345.00		1,345.00 DR
			1,345.00		1,345.00 DR

Total Debits: 1,345.00

Total Credits: 0.00



TAX INVOICE

Liberty

Invoice Date

20 Jul 2022

Invoice Number

INV-0965

ABN

60 061 126 663

SuperHelp Australia
PTY LTD
PO Box 1906
MACQUARIE
CENTRE NSW 2113
AUSTRALIA

Item	Description	Quantity	Unit Price	GST	Amount AUD
EOY	SMSF Annual Administration	1.00	1,100.00	10%	1,100.00
PENSIO NADMIN	Pension Administration	2.00	150.00	10%	300.00
ADD INV	Additional Investments	11.00	25.00	10%	275.00
ACTCER T	Actuarial Certificate	1.00	220.00	10%	220.00
INCLUDES GST 10%					172.27
TOTAL AUD					1,895.00
Less Amount Paid					1,895.00
AMOUNT DUE AUD					0.00

Due Date: 3 Aug 2022

Please pay the balance of our fees by direct credit into our bank account.

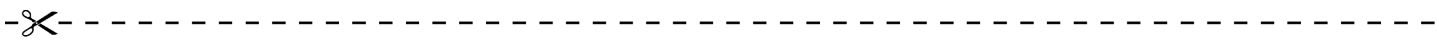
OUR BANK DETAILS (Use your name or your SMSF name as the reference):

Account Name: Superhelp Australia Pty Ltd

Bank: Commonwealth Bank

BSB: 06 2099

Account Number: 1041 7929



PAYMENT ADVICE

To: SuperHelp Australia PTY LTD
PO Box 1906
MACQUARIE CENTRE NSW 2113
AUSTRALIA

Customer	Liberty
Invoice Number	INV-0965
Amount Due	0.00
Due Date	3 Aug 2022
Amount Enclosed	

Enter the amount you are paying above

30400 - ATO Supervisory Levy

2022 Financial Year

Preparer Shelley Lian

Reviewer Steven Lee

Status Completed

Account Code	Description	CY Balance	LY Balance	Change
30400	ATO Supervisory Levy		\$259.00	100%
TOTAL		CY Balance	LY Balance	
			\$259.00	

Supporting Documents

- General Ledger [Report](#)

Standard Checklist

- Attach all source documentation
- Ensure all Transactions have been entered

THE LIBERTY SUPERANNUATION FUND

General Ledger

As at 30 June 2022

Transaction Date	Description	Units	Debit	Credit	Balance \$
					0.00 DR

Total Debits: 0.00

Total Credits: 0.00

30700 - Auditor's Remuneration

2022 Financial Year

Preparer Shelley Lian

Reviewer Steven Lee

Status Completed

Account Code	Description	CY Balance	LY Balance	Change
30700	Auditor's Remuneration	\$550.00	\$450.00	22.22%
TOTAL		CY Balance	LY Balance	
		\$550.00	\$450.00	

Supporting Documents

- General Ledger [Report](#)
- Invoice X20979.pdf

Standard Checklist

- Attach all source documentation
- Ensure all Transactions have been entered

THE LIBERTY SUPERANNUATION FUND

General Ledger

As at 30 June 2022

Transaction Date	Description	Units	Debit	Credit	Balance \$
Auditor's Remuneration (30700)					
Auditor's Remuneration (30700)					
30/06/2022	2021 Superhelp fees		550.00		550.00 DR
			550.00		550.00 DR

Total Debits: 550.00

Total Credits: 0.00

Invoice Date 15 Jul 2022
Invoice Number X20979
Due Date 29 Jul 2022

SuperHelp Australia Pty Ltd
Attention: Sandra
PO Box 1906
MACQUARIE CENTRE NSW 2113

TAX INVOICE

Description	Amount
Preparation of SMSF Audit on behalf of the following superannuation fund: The Liberty Superannuation Fund for the year ended 30 June 2021.	
Subtotal	500.00
Total GST 10%	50.00
Invoice Total AUD	550.00
Total Net Payments AUD	0.00
Amount Due AUD	550.00

Payment Advice



DIRECT CREDIT (EFT)

Account Name: **Gold Group Consulting**
BSB: **484 799** Account No.: **20423 2240**
Please quote the invoice number(s) as a reference.



by mail

Detach this section and mail your cheque to:

Gold Group Consulting
PO Box 428
Southport QLD 4215
Australia

Client: SuperHelp Australia Pty Ltd

Invoice No : X20979
Amount Due: \$ 550.00
Due Date: 29 Jul 2022



CHARTERED ACCOUNTANTS - SINCE 1969

31500 - Bank Charges

2022 Financial Year

Preparer Shelley Lian

Reviewer Steven Lee

Status Completed

Account Code	Description	CY Balance	LY Balance	Change
31500	Bank Charges		\$1.00	100%
TOTAL		CY Balance	LY Balance	
			\$1.00	

Supporting Documents

- General Ledger [Report](#)

Standard Checklist

- Attach all source documentation
- Ensure all Transactions have been entered

THE LIBERTY SUPERANNUATION FUND

General Ledger

As at 30 June 2022

Transaction Date	Description	Units	Debit	Credit	Balance \$
					0.00 DR

Total Debits: 0.00

Total Credits: 0.00

35000 - General Expenses (Non Deductible)

2022 Financial Year

Preparer Shelley Lian

Reviewer Steven Lee

Status Completed

Account Code	Description	CY Balance	LY Balance	Change
35000	General Expenses (Non Deductible)	\$1,195.00		100%
TOTAL		CY Balance	LY Balance	
		\$1,195.00		

Supporting Documents

- General Ledger [Report](#)

Standard Checklist

- Attach all source documentation
- Ensure all Transactions have been entered

THE LIBERTY SUPERANNUATION FUND

General Ledger

As at 30 June 2022

Transaction Date	Description	Units	Debit	Credit	Balance \$
General Expenses (Non Deductible) (35000)					
<u>General Expenses (Non Deductible) (35000)</u>					
27/08/2021	Transfer To Superhelp Australia NetBank Corp trustee setup		1,195.00		1,195.00 DR
			1,195.00		1,195.00 DR
Total Debits:			1,195.00		
Total Credits:			0.00		

37500 - Investment Expenses

2022 Financial Year

Preparer Shelley Lian

Reviewer Steven Lee

Status Completed

Account Code	Description	CY Balance	LY Balance	Change
00182	Investment Expenses	\$299.00		100%
TOTAL		CY Balance	LY Balance	
		\$299.00		

Supporting Documents

- General Ledger [Report](#)
- investment expense.jpg

Standard Checklist

- Attach all source documentation
- Ensure all Transactions have been entered

THE LIBERTY SUPERANNUATION FUND

General Ledger

As at 30 June 2022

Transaction Date	Description	Units	Debit	Credit	Balance \$
Investment Expenses (37500)					
Investment Expenses (00182)					
18/03/2022	BANKWEST CREDIT CARD NetBank BPAY 9100 5229805851165254 Subscription		299.00		299.00 DR
			299.00		299.00 DR
Total Debits:	299.00				
Total Credits:	0.00				

CBA CDIA #36852 – Please confirm what the below withdrawal was for and provide us with supporting documentation (if any):

18/03/2022 "BANKWEST CREDIT CARD NetBank BPAY 9100 5229805851165254 Subscription" \$299

It was for annual subscription for trading advice. Had to pay using a credit card to join and then paid back from super fund account to the credit card. Attached is details of subscription to Rask.

|

41600 - Pensions Paid

2022 Financial Year

Preparer Shelley Lian

Reviewer Steven Lee

Status Completed

Account Code	Description	CY Balance	LY Balance	Change
LEELIB00022P	(Pensions Paid) Lee, Liberty - Pension (Transition to Retirement Pension)	\$30,800.00	\$36,237.00	(15)%
LEEMIC00001P	(Pensions Paid) Lee, Michael - Pension (Account Based Pension)	\$46,900.00	\$114,916.67	(59.19)%
LEEMIC00002P	(Pensions Paid) Lee, Michael - Pension (Account Based Pension 2)		\$356.33	100%
LEEMIC00003P	(Pensions Paid) Lee, Michael - Pension (Account Based Pension 3)		\$5,513.95	100%
LEEMIC00004P	(Pensions Paid) Lee, Michael - Pension (Account Based Pension)	\$880.00	\$840.00	4.76%
LEEMIC00006P	(Pensions Paid) Lee, Michael - Pension (Account Based Pension)	\$820.00	\$780.00	5.13%
LEEMIC00007P	(Pensions Paid) Lee, Michael - Pension (Account Based Pension 6)		\$21,427.61	100%
LEEMIC00008P	(Pensions Paid) Lee, Michael - Pension (Account Based Pension 7)		\$14,747.44	100%
LEEMIC00016P	(Pensions Paid) Lee, Michael - Pension (Account Based Pension 9)	\$2,120.00	\$2,030.00	4.43%
LEEMIC00021P	(Pensions Paid) Lee, Michael - Pension (Account Based Pension 9)	\$1,830.00	\$1,750.00	4.57%
LEEMIC00034P	(Pensions Paid) Lee, Michael - Pension (Account Based Pension 10)	\$1,650.00		100%
TOTAL		CY Balance	LY Balance	
		\$85,000.00	\$198,599.00	

Supporting Documents

- Pension Summary Report [Report](#)

Standard Checklist

- Attach copy of Pension Summary Report
- Ensure Member(s) have been advised of pension for coming year
- Ensure Minimum Pension has been paid for each account

THE LIBERTY SUPERANNUATION FUND

Pension Summary

As at 30 June 2022

Member Name : Lee, Michael

Member Age : 68* (Date of Birth : Provided)

Member Code	Pension Type	Pension Start Date	Tax Free	Min / PF	Minimum	Maximum	Gross Pension Payments	PAYG	Net Pension Payment	Amount to reach Minimum
LEEMIC0001P	Account Based Pension	01/07/2011	0.05%	2.50%	\$11,130.00*	N/A	\$46,900.00	\$0.00	\$46,900.00	NIL

*COVID-19 50% reduction has been applied to the minimum pension amount.

LEEMIC0004P	Account Based Pension	01/07/2015	4.40%	2.50%	\$880.00*	N/A	\$880.00	\$0.00	\$880.00	\$0.00
-------------	-----------------------	------------	-------	-------	-----------	-----	----------	--------	----------	--------

*COVID-19 50% reduction has been applied to the minimum pension amount.

LEEMIC0006P	Account Based Pension	01/07/2016	2.63%	2.50%	\$820.00*	N/A	\$820.00	\$0.00	\$820.00	\$0.00
-------------	-----------------------	------------	-------	-------	-----------	-----	----------	--------	----------	--------

*COVID-19 50% reduction has been applied to the minimum pension amount.

LEEMIC00016P	Account Based Pension	01/07/2019	80.85%	2.50%	\$2,120.00*	N/A	\$2,120.00	\$0.00	\$2,120.00	\$0.00
--------------	-----------------------	------------	--------	-------	-------------	-----	------------	--------	------------	--------

*COVID-19 50% reduction has been applied to the minimum pension amount.

LEEMIC00021P	Account Based Pension	01/07/2020	69.67%	2.50%	\$1,830.00*	N/A	\$1,830.00	\$0.00	\$1,830.00	\$0.00
--------------	-----------------------	------------	--------	-------	-------------	-----	------------	--------	------------	--------

*COVID-19 50% reduction has been applied to the minimum pension amount.

LEEMIC00034P	Account Based Pension	01/07/2021	63.17%	2.50%	\$1,650.00*	N/A	\$1,650.00	\$0.00	\$1,650.00	\$0.00
--------------	-----------------------	------------	--------	-------	-------------	-----	------------	--------	------------	--------

*COVID-19 50% reduction has been applied to the minimum pension amount.

					\$18,430.00	\$0.00	\$54,200.00	\$0.00	\$54,200.00	\$0.00
--	--	--	--	--	--------------------	---------------	--------------------	---------------	--------------------	---------------

THE LIBERTY SUPERANNUATION FUND

Pension Summary

As at 30 June 2022

Member Name : Lee, Liberty

Member Age : 62* (Date of Birth : Provided)

Member Code	Pension Type	Pension Start Date	Tax Free	Min / PF	Minimum	Maximum	Gross Pension Payments	PAYG	Net Pension Payment	Amount to reach Minimum
LEELIB00 022P	Transition to Retirement Pension	01/07/2018	0.72%	2.00%	\$6,990.00*	\$34,946.39	\$30,800.00	\$0.00	\$30,800.00	NIL

*COVID-19 50% reduction has been applied to the minimum pension amount.

					\$6,990.00	\$34,946.39	\$30,800.00	\$0.00	\$30,800.00	\$0.00
--	--	--	--	--	-------------------	--------------------	--------------------	---------------	--------------------	---------------

Total :

					\$25,420.00	\$34,946.39	\$85,000.00	\$0.00	\$85,000.00	\$0.00
--	--	--	--	--	--------------------	--------------------	--------------------	---------------	--------------------	---------------

*Age as at 01/07/2021 or pension start date for new pensions.

48500 - Income Tax Expense

2022 Financial Year

Preparer Shelley Lian

Reviewer Steven Lee

Status Completed

Account Code	Description	CY Balance	LY Balance	Change
48500	Income Tax Expense	\$8,558.01	\$9,494.18	(9.86)%
TOTAL		CY Balance	LY Balance	
		\$8,558.01	\$9,494.18	

Supporting Documents

No supporting documents

49000 - Profit/Loss Allocation Account

2022 Financial Year

Preparer Shelley Lian

Reviewer Steven Lee

Status Completed

Account Code	Description	CY Balance	LY Balance	Change
49000	Profit/Loss Allocation Account	\$42,077.08	(\$32,854.47)	(228.07)%
TOTAL		CY Balance	LY Balance	
		\$42,077.08	(\$32,854.47)	

Supporting Documents

No supporting documents

50000 - Members

2022 Financial Year

Preparer Shelley Lian

Reviewer Steven Lee

Status Completed

Account Code	Description	Opening Balance	Contribution Income	Earnings	Member Payments	Tax & Fees	Closing Balance	Change
LEELIB00003A	Lee, Liberty - Accumulation (Accumulation)	(\$67,537.99)	(\$35,920.00)	(\$5,172.64)		\$4,124.28	(\$104,506.35)	54.74%
LEELIB00022P	Lee, Liberty - Pension (Transition to Retirement Pension)	(\$349,463.89)		(\$19,376.87)	\$30,800.00	\$885.04	(\$337,155.72)	(3.52)%
LEEMIC00001P	Lee, Michael - Pension (Account Based Pension)	(\$445,387.37)		(\$25,620.57)	\$46,900.00		(\$424,107.94)	(4.78)%
LEEMIC00002P	Lee, Michael - Pension (Account Based Pension 2)			\$0.00				0%
LEEMIC00003P	Lee, Michael - Pension (Account Based Pension 3)			\$0.00				0%
LEEMIC00004P	Lee, Michael - Pension (Account Based Pension)	(\$35,259.56)		(\$2,071.25)	\$880.00		(\$36,450.81)	3.38%
LEEMIC00005A	Lee, Michael - Accumulation (Accumulation)	(\$66,094.11)	(\$31,507.60)	(\$1,026.31)	\$66,094.11	\$3,722.78	(\$28,811.13)	(56.41)%

Account Code	Description	Opening Balance	Contribution Income	Earnings	Member Payments	Tax & Fees	Closing Balance	Change
LEEMIC00006P	Lee, Michael - Pension (Account Based Pension)	(\$32,781.42)		(\$1,927.69)	\$820.00		(\$33,889.11)	3.38%
LEEMIC00007P	Lee, Michael - Pension (Account Based Pension 6)			\$0.00				0%
LEEMIC00008P	Lee, Michael - Pension (Account Based Pension 7)			\$0.00				0%
LEEMIC00016P	Lee, Michael - Pension (Account Based Pension 9)	(\$84,901.95)		(\$4,990.13)	\$2,120.00		(\$87,772.08)	3.38%
LEEMIC00021P	Lee, Michael - Pension (Account Based Pension 9)	(\$73,257.76)		(\$4,306.55)	\$1,830.00		(\$75,734.31)	3.38%
LEEMIC00034P	Lee, Michael - Pension (Account Based Pension 10)		(\$66,094.11)	(\$3,889.57)	\$1,650.00		(\$68,333.68)	
TOTAL		Opening Balance	Contribution Income	Earnings	Member Payments	Tax & Fees	Closing Balance	
		(\$1,154,684.05)	(\$133,521.71)	(\$68,381.58)	\$151,094.11	\$8,732.10	(\$1,196,761.13)	

Supporting Documents

◦ [Members Summary Report](#)

◦ Members Statements [Report](#)

Standard Checklist

Attach copies of Members Statements

THE LIBERTY SUPERANNUATION FUND

Members Statement

Michael Lee
 7 Yeats Avenue
 Killarney Heights, New South Wales, 2087, Australia

Your Details

Date of Birth :	Provided	Nominated Beneficiaries:	Liberty Lee
Age:	69	Nomination Type:	N/A
Tax File Number:	Provided	Vested Benefits:	424,107.94
Date Joined Fund:	01/08/1995	Total Death Benefit:	424,107.94
Service Period Start Date:	01/08/1995	Current Salary:	0.00
Date Left Fund:		Previous Salary:	0.00
Member Code:	LEEMIC00001P	Disability Benefit:	0.00
Account Start Date:	02/09/2017		
Account Phase:	Retirement Phase		
Account Description:	Account Based Pension		

Your Balance

Total Benefits	424,107.94
<u>Preservation Components</u>	
Preserved	(9,500.00)
Unrestricted Non Preserved	433,607.94
Restricted Non Preserved	
<u>Tax Components</u>	
Tax Free (0.05%)	232.32
Taxable	423,875.62

Your Detailed Account Summary

	This Year
Opening balance at 01/07/2021	445,387.37
<u>Increases to Member account during the period</u>	
Employer Contributions	
Personal Contributions (Concessional)	
Personal Contributions (Non Concessional)	
Government Co-Contributions	
Other Contributions	
Proceeds of Insurance Policies	
Transfers In	
Net Earnings	25,620.57
Internal Transfer In	
<u>Decreases to Member account during the period</u>	
Pensions Paid	46,900.00
Contributions Tax	
Income Tax	
No TFN Excess Contributions Tax	
Excess Contributions Tax	
Refund Excess Contributions	
Division 293 Tax	
Insurance Policy Premiums Paid	
Management Fees	
Member Expenses	
Benefits Paid/Transfers Out	
Superannuation Surcharge Tax	
Internal Transfer Out	
Closing balance at 30/06/2022	424,107.94

Members Statement

Trustee's Disclaimer

This statement has been prepared by the Trustee for the member whose name appears at the top of this statement. Every effort has been made by the Trustee to ensure the accuracy and completeness of this Statement. The Trustee does not accept any liability for any error, omission or misprint. All amounts shown in relation to benefits do not take into account any amounts which may be withheld to satisfy the requirements imposed by the Income Tax Assessment Act 1936.

Signed by all the trustees of the fund

Michael Lee
Trustee

Liberty Lee
Trustee

THE LIBERTY SUPERANNUATION FUND
Members Statement

Michael Lee
 7 Yeats Avenue
 Killarney Heights, New South Wales, 2087, Australia

Your Details

Date of Birth :	Provided	Nominated Beneficiaries:	N/A
Age:	69	Nomination Type:	N/A
Tax File Number:	Provided	Vested Benefits:	36,450.81
Date Joined Fund:	01/08/1995	Total Death Benefit:	36,450.81
Service Period Start Date:	01/08/1995	Current Salary:	0.00
Date Left Fund:		Previous Salary:	0.00
Member Code:	LEEMIC00004P	Disability Benefit:	0.00
Account Start Date:	02/09/2017		
Account Phase:	Retirement Phase		
Account Description:	Account Based Pension 4		

Your Balance

Total Benefits	36,450.81
<u>Preservation Components</u>	
Preserved	
Unrestricted Non Preserved	36,450.81
Restricted Non Preserved	
<u>Tax Components</u>	
Tax Free (4.40%)	1,604.92
Taxable	34,845.89

Your Detailed Account Summary

	This Year
Opening balance at 01/07/2021	35,259.56
<u>Increases to Member account during the period</u>	
Employer Contributions	
Personal Contributions (Concessional)	
Personal Contributions (Non Concessional)	
Government Co-Contributions	
Other Contributions	
Proceeds of Insurance Policies	
Transfers In	
Net Earnings	2,071.25
Internal Transfer In	
<u>Decreases to Member account during the period</u>	
Pensions Paid	880.00
Contributions Tax	
Income Tax	
No TFN Excess Contributions Tax	
Excess Contributions Tax	
Refund Excess Contributions	
Division 293 Tax	
Insurance Policy Premiums Paid	
Management Fees	
Member Expenses	
Benefits Paid/Transfers Out	
Superannuation Surcharge Tax	
Internal Transfer Out	
Closing balance at 30/06/2022	36,450.81

Members Statement

Trustee's Disclaimer

This statement has been prepared by the Trustee for the member whose name appears at the top of this statement. Every effort has been made by the Trustee to ensure the accuracy and completeness of this Statement. The Trustee does not accept any liability for any error, omission or misprint. All amounts shown in relation to benefits do not take into account any amounts which may be withheld to satisfy the requirements imposed by the Income Tax Assessment Act 1936.

Signed by all the trustees of the fund

Michael Lee
Trustee

Liberty Lee
Trustee

THE LIBERTY SUPERANNUATION FUND
Members Statement

Michael Lee
 7 Yeats Avenue
 Killarney Heights, New South Wales, 2087, Australia

Your Details

Date of Birth :	Provided	Nominated Beneficiaries:	N/A
Age:	69	Nomination Type:	N/A
Tax File Number:	Provided	Vested Benefits:	28,811.13
Date Joined Fund:	01/08/1995	Total Death Benefit:	28,811.13
Service Period Start Date:	01/08/1995	Current Salary:	0.00
Date Left Fund:		Previous Salary:	0.00
Member Code:	LEEMIC00005A	Disability Benefit:	0.00
Account Start Date:	01/08/1995		
Account Phase:	Accumulation Phase		
Account Description:	Accumulation		

Your Balance

Total Benefits	28,811.13
<u>Preservation Components</u>	
Preserved	
Unrestricted Non Preserved	28,811.13
Restricted Non Preserved	
<u>Tax Components</u>	
Tax Free	7,000.00
Taxable	21,811.13

Your Detailed Account Summary

	This Year
Opening balance at 01/07/2021	66,094.11
<u>Increases to Member account during the period</u>	
Employer Contributions	24,507.60
Personal Contributions (Concessional)	
Personal Contributions (Non Concessional)	7,000.00
Government Co-Contributions	
Other Contributions	
Proceeds of Insurance Policies	
Transfers In	
Net Earnings	1,026.31
Internal Transfer In	
<u>Decreases to Member account during the period</u>	
Pensions Paid	
Contributions Tax	3,676.06
Income Tax	46.72
No TFN Excess Contributions Tax	
Excess Contributions Tax	
Refund Excess Contributions	
Division 293 Tax	
Insurance Policy Premiums Paid	
Management Fees	
Member Expenses	
Benefits Paid/Transfers Out	
Superannuation Surcharge Tax	
Internal Transfer Out	66,094.11
Closing balance at 30/06/2022	28,811.13

Members Statement

Trustee's Disclaimer

This statement has been prepared by the Trustee for the member whose name appears at the top of this statement. Every effort has been made by the Trustee to ensure the accuracy and completeness of this Statement. The Trustee does not accept any liability for any error, omission or misprint. All amounts shown in relation to benefits do not take into account any amounts which may be withheld to satisfy the requirements imposed by the Income Tax Assessment Act 1936.

Signed by all the trustees of the fund

Michael Lee
Trustee

Liberty Lee
Trustee

THE LIBERTY SUPERANNUATION FUND

Members Statement

Michael Lee
 7 Yeats Avenue
 Killarney Heights, New South Wales, 2087, Australia

Your Details

Date of Birth :	Provided	Nominated Beneficiaries:	N/A
Age:	69	Nomination Type:	N/A
Tax File Number:	Provided	Vested Benefits:	33,889.11
Date Joined Fund:	01/08/1995	Total Death Benefit:	33,889.11
Service Period Start Date:	01/08/1995	Current Salary:	0.00
Date Left Fund:		Previous Salary:	0.00
Member Code:	LEEMIC00006P	Disability Benefit:	0.00
Account Start Date:	02/09/2017		
Account Phase:	Retirement Phase		
Account Description:	Account Based Pension 5		

Your Balance

Total Benefits	33,889.11
<u>Preservation Components</u>	
Preserved	
Unrestricted Non Preserved	33,889.11
Restricted Non Preserved	
<u>Tax Components</u>	
Tax Free (2.63%)	889.85
Taxable	32,999.26

Your Detailed Account Summary

	This Year
Opening balance at 01/07/2021	32,781.42
<u>Increases to Member account during the period</u>	
Employer Contributions	
Personal Contributions (Concessional)	
Personal Contributions (Non Concessional)	
Government Co-Contributions	
Other Contributions	
Proceeds of Insurance Policies	
Transfers In	
Net Earnings	1,927.69
Internal Transfer In	
<u>Decreases to Member account during the period</u>	
Pensions Paid	820.00
Contributions Tax	
Income Tax	
No TFN Excess Contributions Tax	
Excess Contributions Tax	
Refund Excess Contributions	
Division 293 Tax	
Insurance Policy Premiums Paid	
Management Fees	
Member Expenses	
Benefits Paid/Transfers Out	
Superannuation Surcharge Tax	
Internal Transfer Out	
Closing balance at 30/06/2022	33,889.11

Members Statement

Trustee's Disclaimer

This statement has been prepared by the Trustee for the member whose name appears at the top of this statement. Every effort has been made by the Trustee to ensure the accuracy and completeness of this Statement. The Trustee does not accept any liability for any error, omission or misprint. All amounts shown in relation to benefits do not take into account any amounts which may be withheld to satisfy the requirements imposed by the Income Tax Assessment Act 1936.

Signed by all the trustees of the fund

Michael Lee
Trustee

Liberty Lee
Trustee

THE LIBERTY SUPERANNUATION FUND
Members Statement

Michael Lee
 7 Yeats Avenue
 Killarney Heights, New South Wales, 2087, Australia

Your Details

Date of Birth :	Provided	Nominated Beneficiaries:	N/A
Age:	69	Nomination Type:	N/A
Tax File Number:	Provided	Vested Benefits:	87,772.08
Date Joined Fund:	01/08/1995	Total Death Benefit:	87,772.08
Service Period Start Date:	01/08/1995	Current Salary:	0.00
Date Left Fund:		Previous Salary:	0.00
Member Code:	LEEMIC00016P	Disability Benefit:	0.00
Account Start Date:	01/07/2019		
Account Phase:	Retirement Phase		
Account Description:	Account Based Pension 9		

Your Balance

Total Benefits	87,772.08
<u>Preservation Components</u>	
Preserved	
Unrestricted Non Preserved	87,772.08
Restricted Non Preserved	
<u>Tax Components</u>	
Tax Free (80.85%)	70,963.04
Taxable	16,809.04

Your Detailed Account Summary

	This Year
Opening balance at 01/07/2021	84,901.95
<u>Increases to Member account during the period</u>	
Employer Contributions	
Personal Contributions (Concessional)	
Personal Contributions (Non Concessional)	
Government Co-Contributions	
Other Contributions	
Proceeds of Insurance Policies	
Transfers In	
Net Earnings	4,990.13
Internal Transfer In	
<u>Decreases to Member account during the period</u>	
Pensions Paid	2,120.00
Contributions Tax	
Income Tax	
No TFN Excess Contributions Tax	
Excess Contributions Tax	
Refund Excess Contributions	
Division 293 Tax	
Insurance Policy Premiums Paid	
Management Fees	
Member Expenses	
Benefits Paid/Transfers Out	
Superannuation Surcharge Tax	
Internal Transfer Out	
Closing balance at 30/06/2022	87,772.08

Members Statement

Trustee's Disclaimer

This statement has been prepared by the Trustee for the member whose name appears at the top of this statement. Every effort has been made by the Trustee to ensure the accuracy and completeness of this Statement. The Trustee does not accept any liability for any error, omission or misprint. All amounts shown in relation to benefits do not take into account any amounts which may be withheld to satisfy the requirements imposed by the Income Tax Assessment Act 1936.

Signed by all the trustees of the fund

Michael Lee
Trustee

Liberty Lee
Trustee

THE LIBERTY SUPERANNUATION FUND

Members Statement

Michael Lee
 7 Yeats Avenue
 Killarney Heights, New South Wales, 2087, Australia

Your Details

Date of Birth :	Provided	Nominated Beneficiaries:	N/A
Age:	69	Nomination Type:	N/A
Tax File Number:	Provided	Vested Benefits:	75,734.31
Date Joined Fund:	01/08/1995	Total Death Benefit:	75,734.31
Service Period Start Date:	01/08/1995	Current Salary:	0.00
Date Left Fund:		Previous Salary:	0.00
Member Code:	LEEMIC00021P	Disability Benefit:	0.00
Account Start Date:	01/07/2020		
Account Phase:	Retirement Phase		
Account Description:	Account Based Pension 9		

Your Balance

Total Benefits	75,734.31
<u>Preservation Components</u>	
Preserved	
Unrestricted Non Preserved	75,734.31
Restricted Non Preserved	
<u>Tax Components</u>	
Tax Free (69.67%)	52,761.01
Taxable	22,973.30

Your Detailed Account Summary

	This Year
Opening balance at 01/07/2021	73,257.76
<u>Increases to Member account during the period</u>	
Employer Contributions	
Personal Contributions (Concessional)	
Personal Contributions (Non Concessional)	
Government Co-Contributions	
Other Contributions	
Proceeds of Insurance Policies	
Transfers In	
Net Earnings	4,306.55
Internal Transfer In	
<u>Decreases to Member account during the period</u>	
Pensions Paid	1,830.00
Contributions Tax	
Income Tax	
No TFN Excess Contributions Tax	
Excess Contributions Tax	
Refund Excess Contributions	
Division 293 Tax	
Insurance Policy Premiums Paid	
Management Fees	
Member Expenses	
Benefits Paid/Transfers Out	
Superannuation Surcharge Tax	
Internal Transfer Out	
Closing balance at 30/06/2022	75,734.31

Members Statement

Trustee's Disclaimer

This statement has been prepared by the Trustee for the member whose name appears at the top of this statement. Every effort has been made by the Trustee to ensure the accuracy and completeness of this Statement. The Trustee does not accept any liability for any error, omission or misprint. All amounts shown in relation to benefits do not take into account any amounts which may be withheld to satisfy the requirements imposed by the Income Tax Assessment Act 1936.

Signed by all the trustees of the fund

Michael Lee
Trustee

Liberty Lee
Trustee

THE LIBERTY SUPERANNUATION FUND

Members Statement

Michael Lee
 7 Yeats Avenue
 Killarney Heights, New South Wales, 2087, Australia

Your Details

Date of Birth :	Provided	Nominated Beneficiaries:	N/A
Age:	69	Nomination Type:	N/A
Tax File Number:	Provided	Vested Benefits:	68,333.68
Date Joined Fund:	01/08/1995	Total Death Benefit:	68,333.68
Service Period Start Date:	01/08/1995	Current Salary:	0.00
Date Left Fund:		Previous Salary:	0.00
Member Code:	LEEMIC00034P	Disability Benefit:	0.00
Account Start Date:	01/07/2021		
Account Phase:	Retirement Phase		
Account Description:	Account Based Pension 10		

Your Balance

Total Benefits 68,333.68

Preservation Components

Preserved
 Unrestricted Non Preserved 68,333.68
 Restricted Non Preserved

Tax Components

Tax Free (63.17%) 43,164.73
 Taxable 25,168.95

Your Detailed Account Summary

	This Year
Opening balance at 01/07/2021	
<u>Increases to Member account during the period</u>	
Employer Contributions	
Personal Contributions (Concessional)	
Personal Contributions (Non Concessional)	
Government Co-Contributions	
Other Contributions	
Proceeds of Insurance Policies	
Transfers In	
Net Earnings	3,889.57
Internal Transfer In	66,094.11
<u>Decreases to Member account during the period</u>	
Pensions Paid	1,650.00
Contributions Tax	
Income Tax	
No TFN Excess Contributions Tax	
Excess Contributions Tax	
Refund Excess Contributions	
Division 293 Tax	
Insurance Policy Premiums Paid	
Management Fees	
Member Expenses	
Benefits Paid/Transfers Out	
Superannuation Surcharge Tax	
Internal Transfer Out	
Closing balance at 30/06/2022	68,333.68

Members Statement

Trustee's Disclaimer

This statement has been prepared by the Trustee for the member whose name appears at the top of this statement. Every effort has been made by the Trustee to ensure the accuracy and completeness of this Statement. The Trustee does not accept any liability for any error, omission or misprint. All amounts shown in relation to benefits do not take into account any amounts which may be withheld to satisfy the requirements imposed by the Income Tax Assessment Act 1936.

Signed by all the trustees of the fund

Michael Lee
Trustee

Liberty Lee
Trustee

THE LIBERTY SUPERANNUATION FUND
Members Statement

Liberty Lee
 7 Yeats Avenue
 Killarney Heights, New South Wales, 2087, Australia

Your Details

Date of Birth :	Provided	Nominated Beneficiaries:	N/A
Age:	63	Nomination Type:	N/A
Tax File Number:	Provided	Vested Benefits:	104,506.35
Date Joined Fund:	01/08/1995	Total Death Benefit:	104,506.35
Service Period Start Date:		Current Salary:	0.00
Date Left Fund:		Previous Salary:	0.00
Member Code:	LEELIB00003A	Disability Benefit:	0.00
Account Start Date:	01/08/1995		
Account Phase:	Accumulation Phase		
Account Description:	Accumulation		

Your Balance

Total Benefits	104,506.35
<u>Preservation Components</u>	
Preserved	104,506.35
Unrestricted Non Preserved	
Restricted Non Preserved	
<u>Tax Components</u>	
Tax Free	10,000.00
Taxable	94,506.35

Your Detailed Account Summary

	This Year
Opening balance at 01/07/2021	67,537.99
<u>Increases to Member account during the period</u>	
Employer Contributions	25,920.00
Personal Contributions (Concessional)	
Personal Contributions (Non Concessional)	10,000.00
Government Co-Contributions	
Other Contributions	
Proceeds of Insurance Policies	
Transfers In	
Net Earnings	5,172.64
Internal Transfer In	
<u>Decreases to Member account during the period</u>	
Pensions Paid	
Contributions Tax	3,887.98
Income Tax	236.30
No TFN Excess Contributions Tax	
Excess Contributions Tax	
Refund Excess Contributions	
Division 293 Tax	
Insurance Policy Premiums Paid	
Management Fees	
Member Expenses	
Benefits Paid/Transfers Out	
Superannuation Surcharge Tax	
Internal Transfer Out	
Closing balance at 30/06/2022	104,506.35

Members Statement

Trustee's Disclaimer

This statement has been prepared by the Trustee for the member whose name appears at the top of this statement. Every effort has been made by the Trustee to ensure the accuracy and completeness of this Statement. The Trustee does not accept any liability for any error, omission or misprint. All amounts shown in relation to benefits do not take into account any amounts which may be withheld to satisfy the requirements imposed by the Income Tax Assessment Act 1936.

Signed by all the trustees of the fund

Michael Lee
Trustee

Liberty Lee
Trustee

THE LIBERTY SUPERANNUATION FUND

Members Statement

Liberty Lee
 7 Yeats Avenue
 Killarney Heights, New South Wales, 2087, Australia

Your Details

Date of Birth :	Provided	Nominated Beneficiaries:	N/A
Age:	63	Nomination Type:	N/A
Tax File Number:	Provided	Vested Benefits:	337,155.72
Date Joined Fund:	01/08/1995	Total Death Benefit:	337,155.72
Service Period Start Date:		Current Salary:	0.00
Date Left Fund:		Previous Salary:	0.00
Member Code:	LEELIB00022P	Disability Benefit:	0.00
Account Start Date:	01/07/2018		
Account Phase:	Accumulation Phase		
Account Description:	Transition to Retirement Pension		

Your Balance

Total Benefits	337,155.72
<u>Preservation Components</u>	
Preserved	337,155.72
Unrestricted Non Preserved	
Restricted Non Preserved	
<u>Tax Components</u>	
Tax Free (0.72%)	2,406.72
Taxable	334,749.00

Your Detailed Account Summary

	This Year
Opening balance at 01/07/2021	349,463.89
<u>Increases to Member account during the period</u>	
Employer Contributions	
Personal Contributions (Concessional)	
Personal Contributions (Non Concessional)	
Government Co-Contributions	
Other Contributions	
Proceeds of Insurance Policies	
Transfers In	
Net Earnings	19,376.87
Internal Transfer In	
<u>Decreases to Member account during the period</u>	
Pensions Paid	30,800.00
Contributions Tax	
Income Tax	885.04
No TFN Excess Contributions Tax	
Excess Contributions Tax	
Refund Excess Contributions	
Division 293 Tax	
Insurance Policy Premiums Paid	
Management Fees	
Member Expenses	
Benefits Paid/Transfers Out	
Superannuation Surcharge Tax	
Internal Transfer Out	
Closing balance at 30/06/2022	337,155.72

Members Statement

Trustee's Disclaimer

This statement has been prepared by the Trustee for the member whose name appears at the top of this statement. Every effort has been made by the Trustee to ensure the accuracy and completeness of this Statement. The Trustee does not accept any liability for any error, omission or misprint. All amounts shown in relation to benefits do not take into account any amounts which may be withheld to satisfy the requirements imposed by the Income Tax Assessment Act 1936.

Signed by all the trustees of the fund

Michael Lee
Trustee

Liberty Lee
Trustee

THE LIBERTY SUPERANNUATION FUND

Members Summary Report

As at 30 June 2022

Opening Balance	Increases				Decreases					Closing Balance	
	Contributions	Transfers In	Net Earnings	Insurance Proceeds	Pensions Paid	Contributions Tax	Taxes Paid	Benefits Paid/ Transfers Out	Insurance Premiums		Member Expenses
Michael Lee (Age: 69)											
LEEMIC00001P - Account Based Pension - Tax Free: 0.05%											
445,387.37			25,620.57		46,900.00						424,107.94
LEEMIC00004P - Account Based Pension 4 - Tax Free: 4.40%											
35,259.56			2,071.25		880.00						36,450.81
LEEMIC00005A - Accumulation											
66,094.11	31,507.60		1,026.31			3,676.06	46.72	66,094.11			28,811.13
LEEMIC00006P - Account Based Pension 5 - Tax Free: 2.63%											
32,781.42			1,927.69		820.00						33,889.11
LEEMIC00016P - Account Based Pension 9 - Tax Free: 80.85%											
84,901.95			4,990.13		2,120.00						87,772.08
LEEMIC00021P - Account Based Pension 9 - Tax Free: 69.67%											
73,257.76			4,306.55		1,830.00						75,734.31
LEEMIC00034P - Account Based Pension 10 - Tax Free: 63.17%											
		66,094.11	3,889.57		1,650.00						68,333.68
737,682.17	31,507.60	66,094.11	43,832.07		54,200.00	3,676.06	46.72	66,094.11			755,099.06

Liberty Lee (Age: 63)

THE LIBERTY SUPERANNUATION FUND

Members Summary Report

As at 30 June 2022

Opening Balance	Increases				Decreases					Closing Balance	
	Contributions	Transfers In	Net Earnings	Insurance Proceeds	Pensions Paid	Contributions Tax	Taxes Paid	Benefits Paid/ Transfers Out	Insurance Premiums		Member Expenses
LEELIB00003A - Accumulation											
67,537.99	35,920.00		5,172.64			3,887.98	236.30				104,506.35
LEELIB00022P - Transition to Retirement Pension - Tax Free: 0.72%											
349,463.89			19,376.87		30,800.00		885.04				337,155.72
417,001.88	35,920.00		24,549.51		30,800.00	3,887.98	1,121.34				441,662.07
1,154,684.05	67,427.60	66,094.11	68,381.58		85,000.00	7,564.04	1,168.06	66,094.11			1,196,761.13

60400 - Bank Accounts

2022 Financial Year

Preparer Shelley Lian

Reviewer Steven Lee

Status Completed

Account Code	Description	CY Balance	LY Balance	Change
CBA10653501	CBA CDIA ***501	\$34.55	\$9,568.46	(99.64)%
CBA31036852	CBA CDIA ***852	\$20,580.74		100%
CharlesSchwab	Charles Schwab Cash Account	\$492.84	\$2,209.30	(77.69)%
PIB366895465	Rabobank HISA	\$0.05	\$78,145.94	(100)%
TOTAL		CY Balance	LY Balance	
		\$21,108.18	\$89,923.70	

Supporting Documents

- Bank Statement Report [Report](#)
- CBA 12 Mar22.pdf [CBA10653501](#)
- CBA 12 Jan22.pdf [CBA10653501](#)
- 2022 WP_Charles Schwab USD WP.xls [CharlesSchwab](#)
- Charles schwarb Aug to Sep 21.pdf [CharlesSchwab](#)
- Bank_stats_Rabobank_465.pdf [PIB366895465](#)
- CBA 12 Jun to 30 JUne 22.pdf [CBA10653501](#)
- Bank_stats_CBA_501.pdf [CBA10653501](#)
- Bank_stats_CBA_852.pdf [CBA31036852](#)
- Charles schwarb OCT to Dec 21.pdf [CharlesSchwab](#)
- Charles Schwab_stats.pdf [CharlesSchwab](#)

Standard Checklist

- Attach Copies of Bank Statements
- Attach copy of Bank Statement Report
- Ensure all Balances match Statement Balances at June 30
- Ensure all Transactions have been entered

THE LIBERTY SUPERANNUATION FUND
Bank Statement Report

For The Period 01 July 2021 to 30 June 2022

Chart Code: 60400 / CBA10653501

Account Name: CBA CDIA ***501

BSB and Account Number: 067167 10653501

Opening Balance	-	Total Debits	+	Total Credits	=	Closing Balance	Data Feed Used
\$ 9,568.46		\$ 533,394.52		\$ 523,860.61		\$ 34.55	

Date	Description	Debit \$	Credit \$	Ledger Balance \$	Statement Balance \$	Variance \$
01/07/2021	Opening Balance			9,568.46		
02/07/2021	Transfer From Lib Propriety Trus		2,629.20	12,197.66		
05/07/2021	Direct Credit 450747 ClickSuper p_vu_cc_9906184907		942.77	13,140.43		
08/07/2021	Direct Credit 501203 AUTOMATIC DATA P		2,051.73	15,192.16		
09/07/2021	Transfer To M And L Lee NetBank pension	5,000.00		10,192.16		
12/07/2021	MICHAEL LEE 067167 10653501 Deposit to Rabo [Transfer to other Bank NetBank Deposit to Rabo]	8,000.00		2,192.16		
12/07/2021	MICHAEL LEE 067167 10653501 Rabo Deposit [Transfer to other Bank NetBank]	6,000.00		(3,807.84)		
12/07/2021	M L Lee Credit to Account		7,000.00	3,192.16		
12/07/2021	M and L Lee Pension	2,500.00		692.16		
20/07/2021	Direct Credit 062895 COMMONWEALTH SEC COMMSEC		5,976.00	6,668.16		
21/07/2021	ClickSuper		959.76	7,627.92		
27/07/2021	MICHAEL LEE 067167 10653501 Rabo deposit [Transfer to other Bank NetBank]	5,000.00		2,627.92		
03/08/2021	ClickSuper		924.00	3,551.92		
06/08/2021	Credit 501203 AUTOMATIC DATA P		2,073.92	5,625.84		
06/08/2021	Tax office payments	1,875.00		3,750.84		
07/08/2021	Transfer To M And L Lee NetBank Pension	3,500.00		250.84		

THE LIBERTY SUPERANNUATION FUND
Bank Statement Report

For The Period 01 July 2021 to 30 June 2022

Date	Description	Debit \$	Credit \$	Ledger Balance \$	Statement Balance \$	Variance \$
17/08/2021	Direct Credit 450747 ClickSuper		888.23	1,139.07		
27/08/2021	Transfer From Lib Prop Trust D		4,000.00	5,139.07		
27/08/2021	Transfer To Superhelp Australia NetBank Corp trustee setup	1,195.00		3,944.07		
30/08/2021	Direct Credit 450747 ClickSuper p_vu_cc_9906238331		888.23	4,832.30		
08/09/2021	Transfer To M And L Lee NetBank Pension	4,400.00		432.30		
08/09/2021	Direct Credit 501203 AUTOMATIC DATA P		2,410.27	2,842.57		
10/09/2021	Transfer From M lee		10,000.00	12,842.57		
10/09/2021	Mrs Liberty Lee&mr MJ Lee <liberty Super / Fr Rabo BSB 067167 A/C 10653501 [Direct Credit 319181 THE LIBERTY SUPE]		97,000.00	109,842.57		
13/09/2021	Direct Credit 450747 ClickSuper p_vu_cc_9906248953		888.23	110,730.80		
15/09/2021	Transfer From ML lee [Transfer From M lee Atax contribn] [Transfer From MICHAEL JAMES LEE CREDIT TO ACCOUNT] [Transfer To M And L Lee NetBank pension] [Transfer To M And L Lee NetBank Pension] [Transfer From M and L Lee contribn] [Transfer From MICHAEL JAMES LEE contribn] [Transfer To M And L Lee]	50,000.00		60,730.80		
15/09/2021	Transfer From ML lee [Transfer From M lee Atax contribn] [Transfer From MICHAEL JAMES LEE CREDIT TO ACCOUNT] [Transfer To M And L Lee NetBank pension] [Transfer To M And L Lee NetBank Pension] [Transfer From M and L Lee contribn] [Transfer From MICHAEL JAMES LEE contribn] [Transfer To M And L Lee]		25,000.00	85,730.80		
15/09/2021	Transfer From ML lee [Transfer From M lee Atax contribn] [Transfer From MICHAEL JAMES LEE CREDIT TO ACCOUNT] [Transfer To M And L Lee NetBank pension] [Transfer To M And L Lee NetBank Pension] [Transfer From M and L Lee contribn] [Transfer From MICHAEL JAMES LEE contribn] [Transfer To M And L Lee]		25,000.00	110,730.80		
15/09/2021	Transfer From ML lee [Transfer From M lee Atax contribn] [Transfer From MICHAEL JAMES LEE	50,000.00		60,730.80		

THE LIBERTY SUPERANNUATION FUND
Bank Statement Report

For The Period 01 July 2021 to 30 June 2022

Date	Description	Debit \$	Credit \$	Ledger Balance \$	Statement Balance \$	Variance \$
15/09/2021	NetBank pension] [Transfer To M And L Lee NetBank Pension] [Transfer From M and L Lee contribn] [Transfer From MICHAEL JAMES LEE contribn] [Transfer To M And L Lee] Transfer From ML lee [Transfer From M lee Atax contribn] [Transfer From MICHAEL JAMES LEE CREDIT TO ACCOUNT] [Transfer To M And L Lee NetBank pension] [Transfer To M And L Lee NetBank Pension] [Transfer From M and L Lee contribn] [Transfer From MICHAEL JAMES LEE contribn] [Transfer To M And L Lee]		25,000.00	85,730.80		
15/09/2021	Transfer From ML lee [Transfer From M lee Atax contribn] [Transfer From MICHAEL JAMES LEE CREDIT TO ACCOUNT] [Transfer To M And L Lee NetBank pension] [Transfer To M And L Lee NetBank Pension] [Transfer From M and L Lee contribn] [Transfer From MICHAEL JAMES LEE contribn] [Transfer To M And L Lee]		25,000.00	110,730.80		
15/09/2021	Transfer From ML lee [Transfer From M lee Atax contribn] [Transfer From MICHAEL JAMES LEE CREDIT TO ACCOUNT] [Transfer To M And L Lee NetBank pension] [Transfer To M And L Lee NetBank Pension] [Transfer From M and L Lee contribn] [Transfer From MICHAEL JAMES LEE contribn] [Transfer To M And L Lee]	25,000.00		85,730.80		
15/09/2021	Transfer From ML lee [Transfer From M lee Atax contribn] [Transfer From MICHAEL JAMES LEE CREDIT TO ACCOUNT] [Transfer To M And L Lee NetBank pension] [Transfer To M And L Lee NetBank Pension] [Transfer From M and L Lee contribn] [Transfer From MICHAEL JAMES LEE contribn] [Transfer To M And L Lee]		25,000.00	110,730.80		
17/09/2021	Transfer From L Lee [Transfer From MICHAEL JAMES LEE Atax contribn] [Transfer To M And L Lee NetBank Pension] [Transfer To M And L Lee NetBank pension] [Transfer From M and I Lee Atax contribn] [Transfer From MICHAEL JAMES LEE] [Transfer From MICHAEL JAMES LEE] [Transfer To M And L Lee NetBank pens]	25,000.00		85,730.80		
17/09/2021	Transfer From L Lee [Transfer From MICHAEL JAMES LEE Atax contribn] [Transfer To M And L Lee NetBank Pension] [Transfer To M And L Lee NetBank pension] [Transfer From M and I Lee Atax contribn] [Transfer From MICHAEL JAMES		25,000.00	110,730.80		

THE LIBERTY SUPERANNUATION FUND
Bank Statement Report

For The Period 01 July 2021 to 30 June 2022

Date	Description	Debit \$	Credit \$	Ledger Balance \$	Statement Balance \$	Variance \$
17/09/2021	LEE] [Transfer From MICHAEL JAMES LEE] [Transfer To M And L Lee NetBank pens] Transfer From L Lee [Transfer From MICHAEL JAMES LEE Atax contrbn] [Transfer To M And L Lee NetBank Pension] [Transfer To M And L Lee NetBank pension] [Transfer From M and I Lee Atax contribn] [Transfer From MICHAEL JAMES LEE] [Transfer From MICHAEL JAMES LEE] [Transfer To M And L Lee NetBank pens]	50,000.00		60,730.80		
17/09/2021	Transfer From L Lee [Transfer From MICHAEL JAMES LEE Atax contrbn] [Transfer To M And L Lee NetBank Pension] [Transfer To M And L Lee NetBank pension] [Transfer From M and I Lee Atax contribn] [Transfer From MICHAEL JAMES LEE] [Transfer From MICHAEL JAMES LEE] [Transfer To M And L Lee NetBank pens]		25,000.00	85,730.80		
17/09/2021	Transfer From L Lee [Transfer From MICHAEL JAMES LEE Atax contrbn] [Transfer To M And L Lee NetBank Pension] [Transfer To M And L Lee NetBank pension] [Transfer From M and I Lee Atax contribn] [Transfer From MICHAEL JAMES LEE] [Transfer From MICHAEL JAMES LEE] [Transfer To M And L Lee NetBank pens]		25,000.00	110,730.80		
17/09/2021	Transfer From L Lee [Transfer From MICHAEL JAMES LEE Atax contrbn] [Transfer To M And L Lee NetBank Pension] [Transfer To M And L Lee NetBank pension] [Transfer From M and I Lee Atax contribn] [Transfer From MICHAEL JAMES LEE] [Transfer From MICHAEL JAMES LEE] [Transfer To M And L Lee NetBank pens]	43,000.00		67,730.80		
17/09/2021	Transfer From L Lee [Transfer From MICHAEL JAMES LEE Atax contrbn] [Transfer To M And L Lee NetBank Pension] [Transfer To M And L Lee NetBank pension] [Transfer From M and I Lee Atax contribn] [Transfer From MICHAEL JAMES LEE] [Transfer From MICHAEL JAMES LEE] [Transfer To M And L Lee NetBank pens]		23,000.00	90,730.80		
17/09/2021	Transfer From L Lee [Transfer From MICHAEL JAMES LEE Atax contrbn] [Transfer To M And L Lee NetBank Pension] [Transfer To M And L Lee NetBank pension] [Transfer From M and I Lee Atax contribn] [Transfer From MICHAEL JAMES LEE] [Transfer From MICHAEL JAMES LEE] [Transfer To M And L Lee NetBank pens]		20,000.00	110,730.80		

THE LIBERTY SUPERANNUATION FUND
Bank Statement Report

For The Period 01 July 2021 to 30 June 2022

Date	Description	Debit \$	Credit \$	Ledger Balance \$	Statement Balance \$	Variance \$
20/09/2021	Transfer From MICHAEL JAMES LEE [Transfer From L Lee] [Transfer From MICHAEL JAMES LEE Atax contribn] [Transfer To M And L Lee NetBank pension] [Transfer To M And L Lee NetBank pension] [Transfer From L lee]	50,000.00		60,730.80		
20/09/2021	Transfer From MICHAEL JAMES LEE [Transfer From L Lee] [Transfer From MICHAEL JAMES LEE Atax contribn] [Transfer To M And L Lee NetBank pension] [Transfer To M And L Lee NetBank pension] [Transfer From L lee]		25,000.00	85,730.80		
20/09/2021	Transfer From MICHAEL JAMES LEE [Transfer From L Lee] [Transfer From MICHAEL JAMES LEE Atax contribn] [Transfer To M And L Lee NetBank pension] [Transfer To M And L Lee NetBank pension] [Transfer From L lee]		25,000.00	110,730.80		
20/09/2021	Transfer From MICHAEL JAMES LEE [Transfer From L Lee] [Transfer From MICHAEL JAMES LEE Atax contribn] [Transfer To M And L Lee NetBank pension] [Transfer To M And L Lee NetBank pension] [Transfer From L lee]	50,000.00		60,730.80		
20/09/2021	Transfer From MICHAEL JAMES LEE [Transfer From L Lee] [Transfer From MICHAEL JAMES LEE Atax contribn] [Transfer To M And L Lee NetBank pension] [Transfer To M And L Lee NetBank pension] [Transfer From L lee]		25,000.00	85,730.80		
20/09/2021	Transfer From MICHAEL JAMES LEE [Transfer From L Lee] [Transfer From MICHAEL JAMES LEE Atax contribn] [Transfer To M And L Lee NetBank pension] [Transfer To M And L Lee NetBank pension] [Transfer From L lee]		25,000.00	110,730.80		
21/09/2021	Transfer To M And L Lee NetBank pension	3,000.00		107,730.80		
27/09/2021	Direct Credit 450747 ClickSuper		888.23	108,619.03		
30/09/2021	Direct Credit 326860 BEACH ENERGY LTD SEP21/00816348 [System Matched Income Data]		18.00	108,637.03		
01/10/2021	Direct Credit 062895 COMMONWEALTH SEC COMMSEC		2,446.05	111,083.08		
08/10/2021	Direct Credit 501203 AUTOMATIC DATA P		2,143.92	113,227.00		
11/10/2021	Direct Credit 450747 ClickSuper		888.23	114,115.23		
14/10/2021	Direct Debit 062934 COMMSEC SECURITI COMMSEC	11,399.95		102,715.28		

THE LIBERTY SUPERANNUATION FUND

Bank Statement Report

For The Period 01 July 2021 to 30 June 2022

Date	Description	Debit \$	Credit \$	Ledger Balance \$	Statement Balance \$	Variance \$
25/10/2021	Direct Credit 450747 ClickSuper p_vu_cc_9906287372		924.00	103,639.28		
08/11/2021	Direct Credit 501203 AUTOMATIC DATA P ADP202111081091515		2,155.02	105,794.30		
08/11/2021	Direct Credit 450747 ClickSuper p_vu_cc_9906299398		959.76	106,754.06		
09/11/2021	Transfer To M And L Lee NetBank Pension	3,000.00		103,754.06		
19/11/2021	Transfer to CBA A/c NetBank [2021 OPENING BALANCE]	103,754.06		0.00		
22/11/2021	Fr Rabobank [Transfer to CBA A/c NetBank]	374.96		(374.96)		
22/11/2021	Direct Credit 450747 ClickSuper p_vu_cc_9906312870		959.76	584.80		
22/11/2021	Fr Rabobank [Transfer to CBA A/c NetBank]		374.96	959.76		
01/12/2021	Transfer to CBA A/c NetBank [Transfer from NetBank]	959.76		0.00		
08/12/2021	Direct Credit 501203 AUTOMATIC DATA P		2,155.02	2,155.02		
09/12/2021	Transfer to CBA A/c NetBank [Transfer from NetBank]	2,155.02		0.00		
31/12/2021	Direct Credit 062895 COMMONWEALTH SEC COMMSEC		12,390.05	12,390.05		
02/01/2022	Transfer to CBA A/c NetBank [Transfer from NetBank]	12,390.05		0.00		
10/01/2022	Direct Credit 501203 AUTOMATIC DATA P		2,155.02	2,155.02		
11/01/2022	Transfer to CBA A/c NetBank [Transfer from NetBank]	2,155.02		0.00		
18/03/2022	Transfer to xx3501 NetBank [2022 OPENING BALANCE]		5,400.00	5,400.00		
18/03/2022	Transfer from xx6852 NetBank [Transfer to xx3501 NetBank]		3,100.00	8,500.00		
22/03/2022	Direct Debit 062934 COMMSEC SECURITI COMMSEC	8,406.30		93.70		
20/04/2022	Direct Credit 062895 COMMONWEALTH SEC COMMSEC		5,270.25	5,363.95		
12/05/2022	Direct Debit 062934 COMMSEC SECURITI COMMSEC	5,129.40		234.55		
14/05/2022	Transfer To M And L Lee NetBank pension [Transfer To M And L Lee NetBank Pension]	200.00		34.55		

THE LIBERTY SUPERANNUATION FUND

Bank Statement Report

For The Period 01 July 2021 to 30 June 2022

Date	Description	Debit \$	Credit \$	Ledger Balance \$	Statement Balance \$	Variance \$
30/06/2022	CLOSING BALANCE	<u>533,394.52</u>	<u>523,860.61</u>	34.55		

THE LIBERTY SUPERANNUATION FUND
Bank Statement Report

For The Period 01 July 2021 to 30 June 2022

Chart Code: 60400 / CBA31036852

Account Name: CBA CDIA ***852

BSB and Account Number: 067167 31036852

Opening Balance - **Total Debits** + **Total Credits** = **Closing Balance**
 \$ 174,108.35 \$ 194,689.09 \$ 20,580.74

Data Feed Used

Date	Description	Debit \$	Credit \$	Ledger Balance \$	Statement Balance \$	Variance \$
19/11/2021	Transfer to CBA A/c NetBank [2021 OPENING BALANCE]		103,754.06	103,754.06		
20/11/2021	Transfer To M And L Lee NetBank pension	3,100.00		100,654.06		
22/11/2021	Mrs Liberty Lee&mr M J Lee <liberty Super / fr rabobank BSB 067167 A/C 10653501 [Transfer from NetBank]		374.96	101,029.02		
01/12/2021	Credit Interest		1.66	101,030.68		
01/12/2021	Transfer to CBA A/c NetBank [Transfer from NetBank]		959.76	101,990.44		
06/12/2021	Direct Credit 450747 ClickSuper p_vu_cc_9906324178		959.76	102,950.20		
09/12/2021	Transfer to CBA A/c NetBank [Transfer from NetBank]		2,155.02	105,105.22		
09/12/2021	Transfer To M And L Lee NetBank pension	5,000.00		100,105.22		
16/12/2021	B AZJ [S AZJ] [Direct Credit 062895 COMMONWEALTH SEC COMMSEC]		4.35	100,109.57		
20/12/2021	Direct Credit 450747 ClickSuper p_vu_cc_9906337417		959.76	101,069.33		
01/01/2022	Credit Interest		4.29	101,073.62		
02/01/2022	Transfer to CBA A/c NetBank [Transfer from NetBank]		12,390.05	113,463.67		
11/01/2022	Transfer to CBA A/c NetBank [Transfer from NetBank]		2,155.02	115,618.69		
17/01/2022	Direct Credit 450747 ClickSuper p_vu_cc_9906360010		1,919.52	117,538.21		
27/01/2022	TAX OFFICE PAYMENTS NetBank BPAY 75556 001450119104401960 SEP21 Qtr payg	2,224.00		115,314.21		
01/02/2022	Credit Interest		4.89	115,319.10		

THE LIBERTY SUPERANNUATION FUND
Bank Statement Report

For The Period 01 July 2021 to 30 June 2022

Date	Description	Debit \$	Credit \$	Ledger Balance \$	Statement Balance \$	Variance \$
01/02/2022	Direct Credit 450747 ClickSuper		959.76	116,278.86		
08/02/2022	Transfer To M And L Lee NetBank Pension	30,000.00		86,278.86		
08/02/2022	Direct Credit 501203 AUTOMATIC DATA P		2,155.02	88,433.88		
09/02/2022	Transfer To M And L Lee NetBank pension	4,100.00		84,333.88		
14/02/2022	Transfer To M And L Lee NetBank pension	1,300.00		83,033.88		
14/02/2022	Direct Credit 450747 ClickSuper p_vu_cc_9906385330		959.76	83,993.64		
25/02/2022	Direct Debit 062934 COMMSEC SECURITI COMMSEC	3,031.37		80,962.27		
28/02/2022	Direct Credit 450747 ClickSuper p_vu_cc_9906399422		959.76	81,922.03		
01/03/2022	Credit Interest		3.52	81,925.55		
01/03/2022	OFFICE PAYMENTS NetBank BPAY 75556 001450119104401960 DEc Qtr payg	2,224.00		79,701.55		
08/03/2022	Direct Credit 501203 AUTOMATIC DATA P		2,155.02	81,856.57		
09/03/2022	Transfer To M And L Lee NetBank pension	3,800.00		78,056.57		
14/03/2022	Direct Credit 450747 ClickSuper		959.76	79,016.33		
18/03/2022	Transfer to xx3501 NetBank [2022 OPENING BALANCE]	5,400.00		73,616.33		
18/03/2022	Transfer from xx6852 NetBank [Transfer to xx3501 NetBank]	3,100.00		70,516.33		
18/03/2022	BANKWEST CREDIT CARD NetBank BPAY 9100 5229805851165254 Subscription	299.00		70,217.33		
21/03/2022	Direct Debit 062934 COMMSEC SECURITI COMMSEC	34,917.24		35,300.09		
23/03/2022	Transfer To M And L Lee NetBank pension	2,000.00		33,300.09		
23/03/2022	Direct Debit 062934 COMMSEC SECURITI COMMSEC	8,351.15		24,948.94		
25/03/2022	Credit 062895 COMMONWEALTH SEC COMMSEC		21,691.87	46,640.81		
28/03/2022	Credit 450747 ClickSuper		959.76	47,600.57		

THE LIBERTY SUPERANNUATION FUND
Bank Statement Report

For The Period 01 July 2021 to 30 June 2022

Date	Description	Debit \$	Credit \$	Ledger Balance \$	Statement Balance \$	Variance \$
01/04/2022	Credit Interest		2.75	47,603.32		
08/04/2022	Direct Credit 501203 AUTOMATIC DATA P		2,155.02	49,758.34		
11/04/2022	Transfer To M And L Lee NetBank pension	4,000.00		45,758.34		
11/04/2022	Direct Debit 062934 COMMSEC SECURITI COMMSEC	7,627.90		38,130.44		
12/04/2022	Direct Credit 450747 ClickSuper		959.76	39,090.20		
13/04/2022	Transfer From Lib Prop Trust		13,854.95	52,945.15		
19/04/2022	Direct Credit 062895 COMMONWEALTH SEC COMMSEC		8,963.10	61,908.25		
21/04/2022	Direct Debit 062934 COMMSEC SECURITI COMMSEC	6,100.50		55,807.75		
27/04/2022	Direct Debit 062934 COMMSEC SECURITI COMMSEC	4,030.60		51,777.15		
29/04/2022	Direct Credit 450747 ClickSuper p_vu_cc_9906454415		959.76	52,736.91		
29/04/2022	Direct Debit 062934 COMMSEC SECURITI COMMSEC	26,184.04		26,552.87		
01/05/2022	Credit Interest		2.04	26,554.91		
06/05/2022	Direct Credit 501203 AUTOMATIC DATA P ADP202205061196257		2,155.02	28,709.93		
09/05/2022	Transfer To M And L Lee NetBank pension	2,100.00		26,609.93		
10/05/2022	Direct Credit 450747 ClickSuper p_vu_cc_9906462063		959.76	27,569.69		
12/05/2022	Direct Credit 406046 SPY DST 001276931110		7.72	27,577.41		
23/05/2022	Transfer To M And L Lee NetBank pension	2,000.00		25,577.41		
24/05/2022	TAX OFFICE PAYMENTS NetBank BPAY 75556 001450119104401960 march Qtr Oayg	2,224.00		23,353.41		
24/05/2022	Direct Credit 450747 ClickSuper p_vu_cc_9906475215		959.76	24,313.17		
01/06/2022	Credit Interest		1.96	24,315.13		
07/06/2022	Direct Credit 450747 ClickSuper p_vu_cc_9906486352		959.76	25,274.89		

THE LIBERTY SUPERANNUATION FUND
Bank Statement Report

For The Period 01 July 2021 to 30 June 2022

Date	Description	Debit \$	Credit \$	Ledger Balance \$	Statement Balance \$	Variance \$
08/06/2022	Direct Credit 501203 AUTOMATIC DATA P ADP202206081214805		2,155.02	27,429.91		
09/06/2022	Transfer To M And L Lee NetBank Pension	4,000.00		23,429.91		
14/06/2022	Transfer From Lib Property CREDIT TO ACCOUNT		3,057.52	26,487.43		
20/06/2022	Direct Credit 450747 ClickSuper p_vu_cc_9906499509		959.76	27,447.19		
21/06/2022	Transfer To M And L Lee NetBank Pension	2,000.00		25,447.19		
24/06/2022	Direct Credit 250556 WBC DIVIDEND 001277818917 [System Matched Income Data]		128.10	25,575.29		
30/06/2022	Direct Debit 062934 COMMSEC SECURITI COMMSEC	4,994.55		20,580.74		
30/06/2022	CLOSING BALANCE			20,580.74		
		<u>174,108.35</u>	<u>194,689.09</u>			

THE LIBERTY SUPERANNUATION FUND
Bank Statement Report

For The Period 01 July 2021 to 30 June 2022

Chart Code: 60400 / CharlesSchwab

Account Name: Charles Schwab Cash Account

BSB and Account Number:

Opening Balance - **Total Debits** + **Total Credits** = **Closing Balance**
 \$ 2,209.30 \$ 50,676.61 \$ 48,960.15 \$ 492.84

Data Feed Used

Date	Description	Debit \$	Credit \$	Ledger Balance \$	Statement Balance \$	Variance \$
01/07/2021	Opening Balance			2,209.30		
02/07/2021	SLRC NRA Tax	31.30		2,178.00		
02/07/2021	SLRC Div		208.68	2,386.68		
07/07/2021	S SLRC 100		2,533.30	4,919.98		
07/07/2021	S SLRC 280		7,093.24	12,013.22		
16/07/2021	HNDL NRA Tax	10.03		12,003.19		
16/07/2021	HNDL Div		66.81	12,070.00		
19/07/2021	S HNDL 6		208.07	12,278.07		
19/07/2021	S HNDL 2		69.36	12,347.43		
19/07/2021	S HNDL 299		10,368.95	22,716.38		
19/07/2021	S HNDL 23		797.62	23,514.00		
12/01/2022	B NFGC 100	913.00		22,601.00		
12/01/2022	B NFGC 50	456.50		22,144.50		
12/01/2022	B NFGC 300	2,738.90		19,405.60		
18/01/2022	B NFGC 100	908.27		18,497.33		
21/03/2022	B FDX 13	3,977.78		14,519.55		
21/03/2022	B NVDA 1	328.20		14,191.35		

THE LIBERTY SUPERANNUATION FUND

Bank Statement Report

For The Period 01 July 2021 to 30 June 2022

Date	Description	Debit \$	Credit \$	Ledger Balance \$	Statement Balance \$	Variance \$
21/03/2022	B NVDA 15	4,923.01		9,268.34		
21/03/2022	B PFE 65	4,734.54		4,533.80		
21/03/2022	B SPLK 1	161.60		4,372.20		
21/03/2022	B SPLK 22	3,555.24		816.96		
25/03/2022	S NVDA 1		348.13	1,165.09		
25/03/2022	S NVDA 15		5,221.87	6,386.96		
25/03/2022	S SPLK 23		4,260.14	10,647.10		
28/03/2022	S FDX 13		3,870.27	14,517.37		
28/03/2022	S NFGC 550		4,459.04	18,976.41		
01/04/2022	B AMD 25	4,105.92		14,870.49		
19/04/2022	B ADBE 7	4,063.47		10,807.02		
19/04/2022	B BAC 58	3,031.76		7,775.26		
19/04/2022	B BAC 19	993.16		6,782.10		
28/04/2022	B AAPL 15	3,356.82		3,425.28		
28/04/2022	B AAPL 5	1,118.94		2,306.34		
28/04/2022	B BAC 19	51.72		2,254.62		
28/04/2022	B BAC 54	2,792.84		(538.22)		
02/05/2022	S BAC 70		3,657.52	3,119.30		
09/05/2022	B AAPL 12	2,673.52		445.78		
09/05/2022	B AAPL 4	891.17		(445.39)		
12/05/2022	AAPL NRA Tax	1.80		(447.19)		

THE LIBERTY SUPERANNUATION FUND
Bank Statement Report

For The Period 01 July 2021 to 30 June 2022

Date	Description	Debit \$	Credit \$	Ledger Balance \$	Statement Balance \$	Variance \$
12/05/2022	AAPL Div		12.04	(435.15)		
07/06/2022	B PYPL 20	2,424.41		(2,859.56)		
07/06/2022	B PYPL 20	2,424.41		(5,283.97)		
07/06/2022	S PFE 1		74.27	(5,209.70)		
07/06/2022	S PFE 64		4,752.85	(456.85)		
10/06/2022	PFE NRA Tax	5.48		(462.33)		
10/06/2022	PFE Div		36.51	(425.82)		
24/06/2022	BAC NRA Tax	2.82		(428.64)		
24/06/2022	BAC Div		18.85	(409.79)		
30/06/2022			902.63	492.84		
30/06/2022	CLOSING BALANCE			492.84		
		<u>50,676.61</u>	<u>48,960.15</u>			

THE LIBERTY SUPERANNUATION FUND

Bank Statement Report

For The Period 01 July 2021 to 30 June 2022

Chart Code: 60400 / PIB366895465

Account Name: Rabobank HISA

BSB and Account Number: 142201 366895465

Opening Balance	-	Total Debits	+	Total Credits	=	Closing Balance	Data Feed Used
\$ 78,145.94		\$ 97,374.96		\$ 19,229.07		\$ 0.05	

Date	Description	Debit \$	Credit \$	Ledger Balance \$	Statement Balance \$	Variance \$
01/07/2021	Opening Balance			78,145.94		
12/07/2021	MICHAEL LEE 067167 10653501 Deposit to Rabo [Transfer to other Bank NetBank Deposit to Rabo]		8,000.00	86,145.94		
12/07/2021	MICHAEL LEE 067167 10653501 Rabo Deposit [Transfer to other Bank NetBank]		6,000.00	92,145.94		
27/07/2021	MICHAEL LEE 067167 10653501 Rabo deposit [Transfer to other Bank NetBank]		5,000.00	97,145.94		
31/07/2021	Introductory Bonus Interest		76.97	97,222.91		
31/07/2021	Credit Interest		18.68	97,241.59		
31/08/2021	Introductory Bonus Interest 08-2021 Credit Interest 20.65 97,344.83		82.59	97,324.18		
31/08/2021	Interest		20.65	97,344.83		
10/09/2021	Mrs Liberty Lee&mr MJ Lee <liberty Super / Fr Rabo BSB 067167 A/C 10653501 [Direct Credit 319181 THE LIBERTY SUPE]	97,000.00		344.83		
30/09/2021	Introductory Bonus Interest		24.00	368.83		
30/09/2021	Credit Interest		6.05	374.88		
31/10/2021	Credit Interest Rabobank Australia Limited ABN 50 001 621 129, AFSL 234 700. At Rabobank we pride ourselves on providing high quality service to our clients, so if we don't measure up to your expectations we genuinely want to know. For Information on how to make a complaint, our complaints manageme		0.08	374.96		
22/11/2021	Mrs Liberty Lee&mr M J Lee <liberty Super / fr rabobank BSB 067167 A/C 10653501 [Transfer from NetBank]	374.96		0.00		

THE LIBERTY SUPERANNUATION FUND
Bank Statement Report

For The Period 01 July 2021 to 30 June 2022

Date	Description	Debit \$	Credit \$	Ledger Balance \$	Statement Balance \$	Variance \$
30/11/2021	Credit Interest Closing balance 0.05		0.05	0.05		
30/06/2022	CLOSING BALANCE			0.05		
		<u>97,374.96</u>	<u>19,229.07</u>			



Account Number 06 7167 10653501

Statement Period 12 Jun 2022 - 11 Jul 2022

Closing Balance \$34.55 CR

Enquiries 13 1998
 (24 hours a day, 7 days a week)



003

MRS LIBERTY LEE AND
 MR M J LEE AND LIBERTY SUPER
 7 YEATS AVE
 KILLARNEY HEIGHTS NSW 2087

Direct Investment Account

If this account has an attached overdraft limit or facility and we send you a statement every 4 or 6 months, we will update your statement preference to every 3 months as part of changes made to the new Banking Code of Practice from 1 July 2019.

The Commonwealth Direct Investment Account is the preferred cash account for CommSec investors. You will receive discounted brokerage when you link your CDIA to a CommSec Trading Account, and enjoy the convenience of managing your funds through NetBank and the CommBank app.

Name: MR MICHAEL JAMES LEE + MRS LIBERTY LEE
 ITF LIBERTY SUPER FUND

Note: Have you checked your statement today? It's easy to find out more information about each of your transactions by logging on to the CommBank App or NetBank. Should you have any questions on fees or see an error please contact us on the details above. Cheque proceeds are available when cleared.

The date of transactions shown here may be different on your other transaction lists (for example, the transaction list that appears on the CommBank app).

Date	Transaction	Debit	Credit	Balance
12 Jun 2022	OPENING BALANCE			\$34.55 CR
11 Jul 2022	CLOSING BALANCE			\$34.55 CR

Opening balance	-	Total debits	+	Total credits	=	Closing balance
\$34.55 CR		Nil		Nil		\$34.55 CR

Your Credit Interest Rate Summary

Date	Balance	Standard Credit Interest Rate (p.a.)
11 Jul	Less than \$10,000.00	0.00%
	\$10,000.00 - \$19,999.99	0.05%
	\$20,000.00 - \$49,999.99	0.05%
	\$50,000.00 - \$99,999.99	0.05%
	\$100,000.00 - \$249,999.99	0.10%
	\$250,000.00 - \$499,999.99	0.15%
	\$500,000.00 and over	0.35%

Note. Interest rates are effective as at the date shown but are subject to change.



**Important Information:**

We try to get things right the first time – but if we don't, we'll do what we can to fix it.

You can fix most problems simply by contacting us.

Write to: CBA Group Customer Relations, Reply Paid 41, Sydney NSW 2001

Tell us online: commbank.com.au/support/compliments-and-complaints.html

Call: 1800 805 605 (free call)

You can also contact the Australian Financial Complaints Authority, AFCA, an independent external dispute resolution body approved by ASIC - time limits may apply, visit AFCA, afca.org.au, website for more information.

Write to: Australian Financial Complaints Authority, GPO Box 3, Melbourne VIC 3001

Email: info@afca.org.au

Call: 1800 931 678, free call Monday to Friday 9am– 5pm, AEST



Account Number 06 7167 10653501

Statement Period 12 Feb 2022 - 11 Mar 2022

Closing Balance Nil

Enquiries 13 1998
 (24 hours a day, 7 days a week)



003

MRS LIBERTY LEE AND
 MR M J LEE AND LIBERTY SUPER
 7 YEATS AVE
 KILLARNEY HEIGHTS NSW 2087

Direct Investment Account

If this account has an attached overdraft limit or facility and we send you a statement every 4 or 6 months, we will update your statement preference to every 3 months as part of changes made to the new Banking Code of Practice from 1 July 2019.

The Commonwealth Direct Investment Account is the preferred cash account for CommSec investors. You will receive discounted brokerage when you link your CDIA to a CommSec Trading Account, and enjoy the convenience of managing your funds through NetBank and the CommBank app.

Name: MR MICHAEL JAMES LEE + MRS LIBERTY LEE
 ITF LIBERTY SUPER FUND

Note: Have you checked your statement today? It's easy to find out more information about each of your transactions by logging on to the CommBank App or NetBank. Should you have any questions on fees or see an error please contact us on the details above. Cheque proceeds are available when cleared.

The date of transactions shown here may be different on your other transaction lists (for example, the transaction list that appears on the CommBank app).

Date	Transaction	Debit	Credit	Balance
12 Feb 2022	OPENING BALANCE			Nil
11 Mar 2022	CLOSING BALANCE			Nil

Opening balance	-	Total debits	+	Total credits	=	Closing balance
Nil		Nil		Nil		Nil


Your Credit Interest Rate Summary

Date	Balance	Standard Credit Interest Rate (p.a.)
11 Mar	Less than \$10,000.00	0.00%
	\$10,000.00 - \$19,999.99	0.00%
	\$20,000.00 - \$49,999.99	0.00%
	\$50,000.00 - \$99,999.99	0.00%
	\$100,000.00 - \$249,999.99	0.00%
	\$250,000.00 - \$499,999.99	0.00%
	\$500,000.00 and over	0.10%

Note. Interest rates are effective as at the date shown but are subject to change.



629.819.1.1ZZ258R3 0303SL_R3.S941.D070.O.V06.00.35

**Important Information:**

We try to get things right the first time – but if we don't, we'll do what we can to fix it.

You can fix most problems simply by contacting us.

Write to: CBA Group Customer Relations, Reply Paid 41, Sydney NSW 2001

Tell us online: commbank.com.au/support/compliments-and-complaints.html

Call: 1800 805 605 (free call)

You can also contact the Australian Financial Complaints Authority, AFCA, an independent external dispute resolution body approved by ASIC - time limits may apply, visit AFCA, afca.org.au, website for more information.


Write to: Australian Financial Complaints Authority, GPO Box 3, Melbourne VIC 3001

Email: info@afca.org.au

Call: 1800 931 678, free call Monday to Friday 9am– 5pm, AEST

Account Number

06 7167 10653501



Date	Transaction	Debit	Credit	Balance
09 Jul	Transfer To M And L Lee NetBank pension	5,000.00		\$10,192.16 CR
11 Jul 2021	CLOSING BALANCE			\$10,192.16 CR

Opening balance	-	Total debits	+	Total credits	=	Closing balance
\$1,022.54 CR		\$6,800.00		\$15,969.62		\$10,192.16 CR

Your Credit Interest Rate Summary

Date	Balance	Standard Credit Interest Rate (p.a.)
11 Jul	Less than \$10,000.00	0.00%
	\$10,000.00 - \$19,999.99	0.00%
	\$20,000.00 - \$49,999.99	0.00%
	\$50,000.00 - \$99,999.99	0.00%
	\$100,000.00 - \$249,999.99	0.00%
	\$250,000.00 - \$499,999.99	0.00%
	\$500,000.00 and over	0.10%

Note: Interest rates are effective as at the date shown but are subject to change.



003

MRS LIBERTY LEE AND
 MR M J LEE AND LIBERTY SUPER
 7 YEATS AVE
 KILLARNEY HEIGHTS NSW 2087

Account Number 06 7167 10653501

Statement Period 12 Jul 2021 - 11 Aug 2021

Closing Balance \$250.84 CR

Enquiries 13 1998
 (24 hours a day, 7 days a week)

Direct Investment Account

If this account has an attached overdraft limit or facility and we send you a statement every 4 or 6 months, we will update your statement preference to every 3 months as part of changes made to the new Banking Code of Practice from 1 July 2019.

Your CommSec Commonwealth Direct Investment Account specifically designed for CommSec share traders can grow your savings while you plan your next investment. Earn a competitive rate of interest on balances over \$10,000. You can enjoy instant access to your money through ATMs, NetBank, EFTPOS, telephone banking and bank branches.

Name: MR MICHAEL JAMES LEE + MRS LIBERTY LEE
 ITF LIBERTY SUPER FUND

Note: Have you checked your statement today? It's easy to find out more information about each of your transactions by logging on to the CommBank App or NetBank. Should you have any questions on fees or see an error please contact us on the details above. Cheque proceeds are available when cleared.


The date of transactions shown here may be different on your other transaction lists (for example, the transaction list that appears on the CommBank app).

Date	Transaction	Debit	Credit	Balance
12 Jul	2021 OPENING BALANCE			\$10,192.16 CR
12 Jul	Transfer to other Bank NetBank Deposit to Rabo	8,000.00		\$2,192.16 CR
12 Jul	Transfer From M L Lee CREDIT TO ACCOUNT		7,000.00 <i>ATMs Credits</i>	\$9,192.16 CR
12 Jul	Transfer to other Bank NetBank Rabo Deposit	6,000.00		\$3,192.16 CR
16 Jul	Transfer To M And L Lee NetBank Pension	2,500.00		\$692.16 CR
20 Jul	Direct Credit 062895 COMMONWEALTH SEC COMMSEC		5,976.00	\$6,668.16 CR
21 Jul	Direct Credit 450747 ClickSuper p_vu_cc_9906201824		959.76 <i>m l</i>	\$7,627.92 CR
27 Jul	Transfer to other Bank NetBank Rabo deposit	5,000.00		\$2,627.92 CR
03 Aug	Direct Credit 450747 ClickSuper p_vu_cc_9906214187		924.00 <i>m l</i>	\$3,551.92 CR
06 Aug	TAX OFFICE PAYMENTS NetBank BPAY 75556 001450119104401960	1,875.00		\$1,676.92 CR
06 Aug	Direct Credit 501203 AUTOMATIC DATA P ADP202108061038223		2,073.92 <i>l l</i>	\$3,750.84 CR

1300777 1 1 024 027 #
 1300777 1 1 024 027 #

Account Number

06 7167 10653501



Date	Transaction	Debit	Credit	Balance			
07 Aug	Transfer To M And L Lee NetBank Pension	3,500.00		\$250.84 CR			
11 Aug	2021 CLOSING BALANCE			\$250.84 CR			
Opening balance		-	Total debits	+	Total credits	=	Closing balance
\$10,192.16 CR			\$26,875.00		\$16,933.68		\$250.84 CR

Your Credit Interest Rate Summary

Date	Balance	Standard Credit Interest Rate (p.a.)
11 Aug	Less than \$10,000.00	0.00%
	\$10,000.00 - \$19,999.99	0.00%
	\$20,000.00 - \$49,999.99	0.00%
	\$50,000.00 - \$99,999.99	0.00%
	\$100,000.00 - \$249,999.99	0.00%
	\$250,000.00 - \$499,999.99	0.00%
	\$500,000.00 and over	0.10%

Note. Interest rates are effective as at the date shown but are subject to change.



003

MRS LIBERTY LEE AND
 MR M J LEE AND LIBERTY SUPER
 7 YEATS AVE
 KILLARNEY HEIGHTS NSW 2087

Account Number 06 7167 10653501

Statement Period 12 Aug 2021 - 11 Sep 2021

Closing Balance \$109,842.57 CR

Enquiries 13 1998
 (24 hours a day, 7 days a week)

Direct Investment Account

If this account has an attached overdraft limit or facility and we send you a statement every 4 or 6 months, we will update your statement preference to every 3 months as part of changes made to the new Banking Code of Practice from 1 July 2019.

The Commonwealth Direct Investment Account is the preferred cash account for CommSec investors. You will receive discounted brokerage when you link your CDIA to a CommSec Trading Account, and enjoy the convenience of managing your funds through NetBank and the CommBank app.

Name: MR MICHAEL JAMES LEE + MRS LIBERTY LEE
 ITF LIBERTY SUPER FUND

Note: Have you checked your statement today? It's easy to find out more information about each of your transactions by logging on to the CommBank App or NetBank. Should you have any questions on fees or see an error please contact us on the details above. Cheque proceeds are available when cleared.

The date of transactions shown here may be different on your other transaction lists (for example, the transaction list that appears on the CommBank app).

Date	Transaction	Debit	Credit	Balance
12 Aug 2021	OPENING BALANCE			\$250.84 CR
17 Aug	Direct Credit 450747 ClickSuper p_vu_cc_9906227749		888.23	\$1,139.07 CR
27 Aug	Transfer From Lib Prop Trusi D CREDIT TO ACCOUNT		4,000.00	\$5,139.07 CR
27 Aug	Transfer To Superhelp Australia NetBank Corp trustee setup	1,195.00		\$3,944.07 CR
30 Aug	Direct Credit 450747 ClickSuper p_vu_cc_9906238331		888.23	\$4,832.30 CR
08 Sep	Transfer To M And L Lee NetBank Pension	4,400.00		\$432.30 CR
08 Sep	Direct Credit 501203 AUTOMATIC DATA P ADP202109081056323		2,410.27	\$2,842.57 CR
10 Sep	Transfer From M lee CREDIT TO ACCOUNT		10,000.00	\$12,842.57 CR
10 Sep	Direct Credit 319181 THE LIBERTY SUPE Fr Rabo		97,000.00	\$109,842.57 CR
11 Sep 2021	CLOSING BALANCE			\$109,842.57 CR

Opening balance	-	Total debits	+	Total credits	=	Closing balance
\$250.84 CR		\$5,595.00		\$115,186.73		\$109,842.57 CR




335L.R3.394 1.D200.U.VU0.UU.33

062777/40.1.1.1

Account Number

06 7167 10653501



Date	Transaction	Debit	Credit	Balance	
15 Sep	Transfer From MICHAEL JAMES LEE Atax contribn		25,000.00 <i>MTX</i>	\$110,730.80 CR	
16 Sep	Transfer To M And L Lee NetBank pension	50,000.00		\$60,730.80 CR	
16 Sep	Transfer From M and I Lee Atax contribn		25,000.00 <i>MTX</i>	\$85,730.80 CR	
16 Sep	Transfer From MICHAEL JAMES LEE Atax contribn		25,000.00 <i>MTX</i>	\$110,730.80 CR	
17 Sep	Transfer To M And L Lee NetBank pension	43,000.00		\$67,730.80 CR	
17 Sep	Transfer From L Lee Atax contribn		23,000.00 <i>MTX</i>	\$90,730.80 CR	
17 Sep	Transfer From MICHAEL JAMES LEE L lee atax contribn		20,000.00 <i>MTX</i>	\$110,730.80 CR	
19 Sep	Transfer To M And L Lee NetBank pension	50,000.00		\$60,730.80 CR	
19 Sep	Transfer From L Lee Atax contribn		25,000.00 <i>MTX</i>	\$85,730.80 CR	
19 Sep	Transfer From MICHAEL JAMES LEE Atax contribn		25,000.00 <i>MTX</i>	\$110,730.80 CR	
20 Sep	Transfer To M And L Lee NetBank pension	50,000.00		\$60,730.80 CR	
20 Sep	Transfer From L lee Atax Contribn		25,000.00 <i>MTX</i>	\$85,730.80 CR	
20 Sep	Transfer From MICHAEL JAMES LEE Atax contribn		25,000.00 <i>MTX</i>	\$110,730.80 CR	
21 Sep	Transfer To M And L Lee NetBank pension	3,000.00		\$107,730.80 CR	
27 Sep	Direct Credit 450747 ClickSuper p_vu_cc_9906262263		888.23 <i>ML</i>	\$108,619.03 CR	
30 Sep	Direct Credit 326860 BEACH ENERGY LTD SEP21/00816348		18.00	\$108,637.03 CR	
01 Oct	Direct Credit 062895 COMMONWEALTH SEC COMMSEC		2,446.05	\$111,083.08 CR	
08 Oct	Direct Credit 501203 AUTOMATIC DATA P ADP202110081073902		2,143.92 <i>LL</i>	\$113,227.00 CR	
11 Oct	Direct Credit 450747 ClickSuper p_vu_cc_9906272355		888.23 <i>ML</i>	\$114,115.23 CR	
11 Oct	2021 CLOSING BALANCE			\$114,115.23 CR	
	Opening balance	-	Total debits	+ Total credits	= Closing balance
	\$109,842.57 CR		\$346,000.00	\$350,272.66	\$114,115.23 CR

194 I.DZB4.UYU0.UU.33
15.0303 03082777.1.1.1.08.15



Account Number 06 7167 10653501

Statement Period 12 Dec 2021 - 11 Jan 2022

Closing Balance Nil

Enquiries 13 1998
 (24 hours a day, 7 days a week)



003

MRS LIBERTY LEE AND
 MR M J LEE AND LIBERTY SUPER
 7 YEATS AVE
 KILLARNEY HEIGHTS NSW 2087

Direct Investment Account

If this account has an attached overdraft limit or facility and we send you a statement every 4 or 6 months, we will update your statement preference to every 3 months as part of changes made to the new Banking Code of Practice from 1 July 2019.

The Commonwealth Direct Investment Account is the preferred cash account for CommSec investors. You will receive discounted brokerage when you link your CDIA to a CommSec Trading Account, and enjoy the convenience of managing your funds through NetBank and the CommBank app.

Name: MR MICHAEL JAMES LEE + MRS LIBERTY LEE
 ITF LIBERTY SUPER FUND

Note: Have you checked your statement today? It's easy to find out more information about each of your transactions by logging on to the CommBank App or NetBank. Should you have any questions on fees or see an error please contact us on the details above. Cheque proceeds are available when cleared.

The date of transactions shown here may be different on your other transaction lists (for example, the transaction list that appears on the CommBank app).

Date	Transaction	Debit	Credit	Balance
12 Dec 2021	OPENING BALANCE			Nil
31 Dec	Direct Credit 062895 COMMONWEALTH SEC COMMSEC		12,390.05	\$12,390.05 CR
02 Jan	Transfer to CBA A/c NetBank	12,390.05		\$0.00
10 Jan	Direct Credit 501203 AUTOMATIC DATA P ADP202201101126059		2,155.02 LL	\$2,155.02 CR
11 Jan	Transfer to CBA A/c NetBank	2,155.02		\$0.00
11 Jan 2022	CLOSING BALANCE			Nil

Opening balance	-	Total debits	+	Total credits	=	Closing balance
Nil		\$14,545.07		\$14,545.07		Nil

06 7167 10653501 003
 13 1998 11 1 100 010 #



003

MRS LIBERTY LEE AND
 MR M J LEE AND LIBERTY SUPER
 7 YEATS AVE
 KILLARNEY HEIGHTS NSW 2087

Account Number 06 7167 10653501

Statement Period 12 Mar 2022 - 11 Apr 2022

Closing Balance \$93.70 CR

Enquiries 13 1998
 (24 hours a day, 7 days a week)

Direct Investment Account

If this account has an attached overdraft limit or facility and we send you a statement every 4 or 6 months, we will update your statement preference to every 3 months as part of changes made to the new Banking Code of Practice from 1 July 2019.

The Commonwealth Direct Investment Account is the preferred cash account for CommSec investors. You will receive discounted brokerage when you link your CDIA to a CommSec Trading Account, and enjoy the convenience of managing your funds through NetBank and the CommBank app.

Name: MR MICHAEL JAMES LEE + MRS LIBERTY LEE
 ITF LIBERTY SUPER FUND

Note: Have you checked your statement today? It's easy to find out more information about each of your transactions by logging on to the CommBank App or NetBank. Should you have any questions on fees or see an error please contact us on the details above. Cheque proceeds are available when cleared.

The date of transactions shown here may be different on your other transaction lists (for example, the transaction list that appears on the CommBank app).

Date	Transaction	Debit	Credit	Balance
12 Mar 2022	OPENING BALANCE			Nil
18 Mar	Transfer from xx6852 NetBank		5,400.00	\$5,400.00 CR
18 Mar	Transfer from xx6852 NetBank		3,100.00	\$8,500.00 CR
22 Mar	Direct Debit 062934 COMMSEC SECURITY COMMSEC	8,406.30		\$93.70 CR
11 Apr 2022	CLOSING BALANCE			\$93.70 CR

Opening balance	-	Total debits	+	Total credits	=	Closing balance
Nil		\$8,406.30		\$8,500.00		\$93.70 CR

000140111474 000351K3594101010V000033



Statement 113 (Page 1 of 2)

Account Number 06 7167 10653501

Statement Period 12 May 2022 - 11 Jun 2022

Closing Balance \$34.55 CR

Enquiries 13 1998
 (24 hours a day, 7 days a week)



003

MRS LIBERTY LEE AND
 MR M J LEE AND LIBERTY SUPER
 7 YEATS AVE
 KILLARNEY HEIGHTS NSW 2087

Direct Investment Account

If this account has an attached overdraft limit or facility and we send you a statement every 4 or 6 months, we will update your statement preference to every 3 months as part of changes made to the new Banking Code of Practice from 1 July 2019.

The Commonwealth Direct Investment Account is the preferred cash account for CommSec investors. You will receive discounted brokerage when you link your CDIA to a CommSec Trading Account, and enjoy the convenience of managing your funds through NetBank and the CommBank app.

Name: MR MICHAEL JAMES LEE + MRS LIBERTY LEE
 ITF LIBERTY SUPER FUND

Note: Have you checked your statement today? It's easy to find out more information about each of your transactions by logging on to the CommBank App or NetBank. Should you have any questions on fees or see an error please contact us on the details above. Cheque proceeds are available when cleared.

The date of transactions shown here may be different on your other transaction lists (for example, the transaction list that appears on the CommBank app).

Date	Transaction	Debit	Credit	Balance
12 May 2022	OPENING BALANCE			\$5,363.95 CR
12 May	Direct Debit 062934 COMMSEC SECURITY COMMSEC	5,129.40		\$234.55 CR
14 May	Transfer To M And L Lee NetBank pension	200.00		\$34.55 CR
11 Jun 2022	CLOSING BALANCE			\$34.55 CR

Opening balance	-	Total debits	+	Total credits	=	Closing balance
\$5,363.95 CR		\$5,329.40		Nil		\$34.55 CR



06 7167 10653501 4803 03 123 124 9000
 2777 1 1 1 421 900
 #



Account Number 06 7167 10653501

Statement Period 12 Jan 2022 - 11 Feb 2022

Closing Balance Nil

Enquiries 13 1998
 (24 hours a day, 7 days a week)



003

MRS LIBERTY LEE AND
 MR M J LEE AND LIBERTY SUPER
 7 YEATS AVE
 KILLARNEY HEIGHTS NSW 2087

Direct Investment Account

If this account has an attached overdraft limit or facility and we send you a statement every 4 or 6 months, we will update your statement preference to every 3 months as part of changes made to the new Banking Code of Practice from 1 July 2019.

The Commonwealth Direct Investment Account is the preferred cash account for CommSec investors. You will receive discounted brokerage when you link your CDIA to a CommSec Trading Account, and enjoy the convenience of managing your funds through NetBank and the CommBank app.

Name: MR MICHAEL JAMES LEE + MRS LIBERTY LEE
 ITF LIBERTY SUPER FUND

Note: Have you checked your statement today? It's easy to find out more information about each of your transactions by logging on to the CommBank App or NetBank. Should you have any questions on fees or see an error please contact us on the details above. Cheque proceeds are available when cleared.

The date of transactions shown here may be different on your other transaction lists (for example, the transaction list that appears on the CommBank app).

Date	Transaction	Debit	Credit	Balance
12 Jan 2022	OPENING BALANCE			Nil
11 Feb 2022	CLOSING BALANCE			Nil

Opening balance	-	Total debits	+	Total credits	=	Closing balance
Nil		Nil		Nil		Nil


Your Credit Interest Rate Summary

Date	Balance	Standard Credit Interest Rate (p.a.)
11 Feb	Less than \$10,000.00	0.00%
	\$10,000.00 - \$19,999.99	0.00%
	\$20,000.00 - \$49,999.99	0.00%
	\$50,000.00 - \$99,999.99	0.00%
	\$100,000.00 - \$249,999.99	0.00%
	\$250,000.00 - \$499,999.99	0.00%
	\$500,000.00 and over	0.10%

Note. Interest rates are effective as at the date shown but are subject to change.



626.850.1.1ZZ258R3 0303 SL_R3_S941.D042.OV06.00.35

**Important Information:**

We try to get things right the first time – but if we don't, we'll do what we can to fix it.

You can fix most problems simply by contacting us.

Write to: CBA Group Customer Relations, Reply Paid 41, Sydney NSW 2001

Tell us online: commbank.com.au/support/compliments-and-complaints.html

Call: 1800 805 605 (free call)

You can also contact the Australian Financial Complaints Authority, AFCA, an independent external dispute resolution body approved by ASIC - time limits may apply, visit AFCA, afca.org.au, website for more information.


Write to: Australian Financial Complaints Authority, GPO Box 3, Melbourne VIC 3001

Email: info@afca.org.au

Call: 1800 931 678, free call Monday to Friday 9am– 5pm, AEST

Account Number

06 7167 31036852



Date	Transaction	Debit	Credit	Balance
17 Jan	Direct Credit 450747 ClickSuper p_vu_cc_9906360010		1,919.52 <i>ml</i>	\$117,538.21 CR
27 Jan	TAX OFFICE PAYMENTS NetBank BPAY 75556 001450119104401960 SEP21 Qtr payg	2,224.00		\$115,314.21 CR
01 Feb	Credit Interest		4.89	\$115,319.10 CR
01 Feb	Direct Credit 450747 ClickSuper p_vu_cc_9906374974		959.76 <i>ml</i>	\$116,278.86 CR
08 Feb	Transfer To M And L Lee NetBank Pension	30,000.00		\$86,278.86 CR
08 Feb	Direct Credit 501203 AUTOMATIC DATA P ADP202202081144278		2,155.02 <i>ll</i>	\$88,433.88 CR
09 Feb	Transfer To M And L Lee NetBank pension	4,100.00		\$84,333.88 CR
14 Feb	Transfer To M And L Lee NetBank pension	1,300.00		\$83,033.88 CR
14 Feb	Direct Credit 450747 ClickSuper p_vu_cc_9906385330		959.76 <i>ml</i>	\$83,993.64 CR
25 Feb	Direct Debit 062934 COMMSEC SECURITI COMMSEC	3,031.37		\$80,962.27 CR
28 Feb	Direct Credit 450747 ClickSuper p_vu_cc_9906399422		959.76 <i>ml</i>	\$81,922.03 CR
01 Mar	Credit Interest		3.52	\$81,925.55 CR
01 Mar	TAX OFFICE PAYMENTS NetBank BPAY 75556 001450119104401960 DEc Qtr payg	2,224.00		\$79,701.55 CR
08 Mar	Direct Credit 501203 AUTOMATIC DATA P ADP202203081161220		2,155.02 <i>ll</i>	\$81,856.57 CR
09 Mar	Transfer To M And L Lee NetBank pension	3,800.00		\$78,056.57 CR
14 Mar	Direct Credit 450747 ClickSuper p_vu_cc_9906410658		959.76 <i>ml</i>	\$79,016.33 CR
18 Mar	Transfer to xx3501 NetBank	5,400.00		\$73,616.33 CR
18 Mar	Transfer to xx3501 NetBank	3,100.00		\$70,516.33 CR
18 Mar	BANKWEST CREDIT CARD NetBank BPAY 9100 5229805851165254 Subscription	299.00		\$70,217.33 CR
21 Mar	Direct Debit 062934 COMMSEC SECURITI COMMSEC	34,917.24		\$35,300.09 CR
23 Mar	Transfer To M And L Lee NetBank pension	2,000.00		\$33,300.09 CR
23 Mar	Direct Debit 062934 COMMSEC SECURITI COMMSEC	8,351.15		\$24,948.94 CR
25 Mar	Direct Credit 062895 COMMONWEALTH SEC COMMSEC		21,691.87	\$46,640.81 CR
28 Mar	Direct Credit 450747 ClickSuper p_vu_cc_9906423626		959.76 <i>ml</i>	\$47,600.57 CR

Date	Transaction	Debit	Credit	Balance
01 Apr	Credit Interest		2.75	\$47,603.32 CR
08 Apr	Direct Credit 501203 AUTOMATIC DATA P ADP202204081179555		2,155.02 LL	\$49,758.34 CR
11 Apr	Transfer To M And L Lee NetBank pension	4,000.00		\$45,758.34 CR
11 Apr	Direct Debit 062934 COMMSEC SECURITI COMMSEC	7,627.90		\$38,130.44 CR
12 Apr	Direct Credit 450747 ClickSuper p_vu_cc_9906436030		959.76	\$39,090.20 CR
13 Apr	Transfer From Lib Prop Trust CREDIT TO ACCOUNT		13,854.95 Div	\$52,945.15 CR
19 Apr	Direct Credit 062895 COMMONWEALTH SEC COMMSEC		8,963.10	\$61,908.25 CR
21 Apr	Direct Debit 062934 COMMSEC SECURITI COMMSEC	6,100.50		\$55,807.75 CR
22 Apr	2022 CLOSING BALANCE			\$55,807.75 CR

Opening balance	-	Total debits	+	Total credits	=	Closing balance
Nil		\$126,575.16		\$182,382.91		\$55,807.75 CR

Your Credit Interest Rate Summary

Date	Balance	Standard Credit Interest Rate (p.a.)
22 Apr	Less than \$10,000.00	0.00%
	\$10,000.00 and over	0.05%

Note Interest rates are effective as at the date shown but are subject to change.

Important Information:

We try to get things right the first time – but if we don't, we'll do what we can to fix it.

You can fix most problems simply by contacting us.

Write to: CBA Group Customer Relations, Reply Paid 41, Sydney NSW 2001

Tell us online: commbank.com.au/support/compliments-and-complaints.html

Call: 1800 805 605 (free call)

You can also contact the Australian Financial Complaints Authority, AFCA, an independent external dispute resolution body approved by ASIC - time limits may apply, visit AFCA, afca.org.au, website for more information.

Write to: Australian Financial Complaints Authority, GPO Box 3, Melbourne VIC 3001

Email: info@afca.org.au

Call: 1800 931 678, free call Monday to Friday 9am– 5pm, AEST





003

MR MICHAEL JAMES LEE
 7 YEATS AVE
 KILLARNEY HEIGHTS NSW 2087

Account Number 06 7167 31036852

Statement Period 23 Apr 2022 - 22 Oct 2022

Closing Balance \$1,614.15 CR

Enquiries 13 1998
 (24 hours a day, 7 days a week)

Direct Investment Account

If this account has an attached overdraft limit or facility and we send you a statement every 4 or 6 months, we will update your statement preference to every 3 months as part of changes made to the new Banking Code of Practice from 1 July 2019.

The Commonwealth Direct Investment Account is the preferred cash account for SMSF customers. You will receive discounted brokerage when you link your CDIA to a CommSec Trading Account, and enjoy the convenience of managing your investments through NetBank and the CommBank app.

Name: LIBERTY FAMILY SUPER PTY LTD ITF THE LIBERTY SF

Note: Have you checked your statement today? It's easy to find out more information about each of your transactions by logging on to the CommBank App or NetBank. Should you have any questions on fees or see an error please contact us on the details above. Cheque proceeds are available when cleared.

The date of transactions shown here may be different on your other transaction lists (for example, the transaction list that appears on the CommBank app).


Date	Transaction	Debit	Credit	Balance
23 Apr	2022 OPENING BALANCE			\$55,807.75 CR
27 Apr	Direct Debit 062934 COMMSEC SECURITI COMMSEC	4,030.60		\$51,777.15 CR
29 Apr	Direct Credit 450747 ClickSuper p_vu_cc_9906454415		959.76	\$52,736.91 CR
29 Apr	Direct Debit 062934 COMMSEC SECURITI COMMSEC	26,184.04		\$26,552.87 CR
01 May	Credit Interest		2.04	\$26,554.91 CR
06 May	Direct Credit 501203 AUTOMATIC DATA P ADP202205061196257		2,155.02	\$28,709.93 CR
09 May	Transfer To M And L Lee NetBank pension	2,100.00		\$26,609.93 CR
10 May	Direct Credit 450747 ClickSuper p_vu_cc_9906462063		959.76	\$27,569.69 CR
12 May	Direct Credit 406046 SPY DST 001276931110		7.72	\$27,577.41 CR
23 May	Transfer To M And L Lee NetBank pension	2,000.00		\$25,577.41 CR
24 May	TAX OFFICE PAYMENTS NetBank BPAY 75556 001450119104401960 march Qtr Oayg	2,224.00		\$23,353.41 CR
24 May	Direct Credit 450747 ClickSuper p_vu_cc_9906475215		959.76	\$24,313.17 CR



62777 7 1 146:002

Account Number

06 7167 31036852



Date	Transaction	Debit	Credit	Balance
01 Jun	Credit Interest		1.96	\$24,315.13 CR
07 Jun	Direct Credit 450747 ClickSuper p_vu_cc_9906486352		959.76	\$25,274.89 CR
08 Jun	Direct Credit 501203 AUTOMATIC DATA P ADP202206081214805		2,155.02	\$27,429.91 CR
09 Jun	Transfer To M And L Lee NetBank Pension	4,000.00		\$23,429.91 CR
14 Jun	Transfer From Lib Property CREDIT TO ACCOUNT		3,057.52	\$26,487.43 CR
20 Jun	Direct Credit 450747 ClickSuper p_vu_cc_9906499509		959.76	\$27,447.19 CR
21 Jun	Transfer To M And L Lee NetBank Pension	2,000.00		\$25,447.19 CR
24 Jun	Direct Credit 250556 WBC DIVIDEND 001277818917		128.10	\$25,575.29 CR
30 Jun	Direct Debit 062934 COMMSEC SECURITY COMMSEC	4,994.55		\$20,580.74 CR
01 Jul	CREDIT INTEREST EARNED on this account to June 30, 2022 is \$21.11			
01 Jul	Credit Interest		3.81	\$20,584.55 CR
01 Jul	Transfer From M Lee CREDIT TO ACCOUNT		1,168.00	\$21,752.55 CR
01 Jul	Transfer From M Lee CREDIT TO ACCOUNT		0.02	\$21,752.57 CR
01 Jul	Direct Credit 186465 ARISTOCRAT DIV S00126367953		26.00	\$21,778.57 CR
05 Jul	Direct Credit 450747 ClickSuper p_vu_cc_9906514701		959.76	\$22,738.33 CR
08 Jul	Direct Credit 501203 AUTOMATIC DATA P ADP202207081234146		2,155.02	\$24,893.35 CR
09 Jul	Transfer To M And L Lee NetBank pension	4,000.00		\$20,893.35 CR
18 Jul	Direct Credit 358020 VDHG PAYMENT JUL22/00827706		60.93	\$20,954.28 CR
20 Jul	Direct Credit 358020 VEU DIVIDEND VEU50/00836015		72.44	\$21,026.72 CR
22 Jul	Direct Credit 358020 VTS DIVIDEND VTS50/00805546		6.52	\$21,033.24 CR
22 Jul	Direct Credit 358020 VTS DIVIDEND VTS50/00846103		26.13	\$21,059.37 CR
27 Jul	Transfer To Superhelp Australia NetBank Liberty Superannuation fund i...	1,895.00		\$19,164.37 CR
01 Aug	Credit Interest		7.02	\$19,171.39 CR

Liberty Super

Charles Schwab USD Account

	USD	AUD		Actual			
Opening Balance	1660.95	2209.3		339.52			
					Net	Foreign Credit	
7/7/2021	1900.99	2533.30	S SLRC 100		SLRC	208.68	31.3
7/7/2021	5322.77	7093.24	S SLRC 280		AAPL	12.04	1.80
19/7/2021	153.60	208.07	S HNDL 6		HNDL	66.81	10.03
19/7/2021	51.20	69.36	S HNDL 2		PFE	36.51	5.48
19/7/2021	7654.36	10368.95	S HNDL 299		BAC	18.85	2.82
19/7/2021	588.80	797.62	S HNDL 23				
2/7/2021	-23.37	-31.30	SLRC NRA Tax				
16/7/2021	-7.46	-10.03	HNDL NRA Tax				
2/7/2021	155.80	208.68	SLRC Div				
16/7/2021	49.70	66.81	HNDL Div				
12/1/2022	-659.00	-913.00	B NFGC 100				
12/1/2022	-329.50	-456.50	B NFGC 50				
12/1/2022	-1976.94	-2738.90	B NFGC 300				
18/1/2022	-653.50	-908.27	B NFGC 100				
21/3/2022	-2945.15	-3977.78	B FDX 13				
21/3/2022	-243.00	-328.20	B NVDA 1				
21/3/2022	-3645.00	-4923.01	B NVDA 15				
21/3/2022	-3505.45	-4734.54	B PFE 65				
21/3/2022	-119.65	-161.60	B SPLK 1				
21/3/2022	-2632.30	-3555.24	B SPLK 22				
25/3/2022	262.00	348.13	S NVDA 1				
25/3/2022	3929.98	5221.87	S NVDA 15				
25/3/2022	3206.18	4260.14	S SPLK 23				
28/3/2022	2911.99	3870.27	S FDX 13				
28/3/2022	3354.98	4459.04	S NFGC 550				
1/4/2022	-3070.00	-4105.92	B AMD 25				

19/4/2022	-2996.00	-4063.47	B ADBE 7
19/4/2022	-2235.32	-3031.76	B BAC 58
19/4/2022	-732.26	-993.16	B BAC 19
28/4/2022	-2382.00	-3356.82	B AAPL 15
28/4/2022	-794.00	-1118.94	B AAPL 5
28/4/2022	-36.70	-51.72	B BAC 19
28/4/2022	-1981.80	-2792.84	B BAC 54
2/5/2022	2575.99	3657.52	S BAC 70
9/5/2022	-1872.00	-2673.52	B AAPL 12
9/5/2022	-624.00	-891.17	B AAPL 4
12/5/2022	-1.24	-1.80	AAPL NRA Tax
12/5/2022	8.28	12.04	AAPL Div
7/6/2022	-1740.00	-2424.41	B PYPL 20
7/6/2022	-1740.00	-2424.41	B PYPL 20
7/6/2022	53.30	74.27	S PFE 1
7/6/2022	3411.12	4752.85	S PFE 64
10/6/2022	-3.90	-5.48	PFE NRA Tax
24/6/2022	-1.95	-2.82	BAC NRA Tax
10/6/2022	26.00	36.51	PFE Div
24/6/2022	13.02	18.85	BAC Div

Closing Balance 339.52 -409.79

Using the 30/06/2022 rate 492.84 Cash Account Balance
902.63

Charles USD - Shares & Options

	No.	USD Marke	AUD Market	AUD Per unit
ADBE	7	2562.42	3719.58	531.3688489
AMD	25	1911.75	2775.08	111.0030483
AAPL	36	4921.92	7144.61	198.4613151
BAC	62	1930.06	2801.65	45.18798084
PYPL	40	2793.60	4055.16	101.37901

Shares

14119.75 20,496.08 Shares

A	B	C	D	E	F	G	H	I	J	K	L	M	N	O	P	Q	R	S	T	U	V	W	X	Y	Z
1	2	3	4	5	6	7	8	9	10	11	12	13	14	15	16	17	18	19	20	21	22	23	24	25	26
27	28	29	30	31	32	33	34	35	36	37	38	39	40	41	42	43	44	45	46	47	48	49	50	51	52
53	54	55	56	57	58	59	60	61	62	63	64	65	66	67	68	69	70	71	72	73	74	75	76	77	78
79	80	81	82	83	84	85	86	87	88	89	90	91	92	93	94	95	96	97	98	99	100	101	102	103	104
105	106	107	108	109	110	111	112	113	114	115	116	117	118	119	120	121	122	123	124	125	126	127	128	129	130
131	132	133	134	135	136	137	138	139	140	141	142	143	144	145	146	147	148	149	150	151	152	153	154	155	156
157	158	159	160	161	162	163	164	165	166	167	168	169	170	171	172	173	174	175	176	177	178	179	180	181	182
183	184	185	186	187	188	189	190	191	192	193	194	195	196	197	198	199	200	201	202	203	204	205	206	207	208
209	210	211	212	213	214	215	216	217	218	219	220	221	222	223	224	225	226	227	228	229	230	231	232	233	234
235	236	237	238	239	240	241	242	243	244	245	246	247	248	249	250	251	252	253	254	255	256	257	258	259	260
261	262	263	264	265	266	267	268	269	270	271	272	273	274	275	276	277	278	279	280	281	282	283	284	285	286
287	288	289	290	291	292	293	294	295	296	297	298	299	300	301	302	303	304	305	306	307	308	309	310	311	312
313	314	315	316	317	318	319	320	321	322	323	324	325	326	327	328	329	330	331	332	333	334	335	336	337	338
339	340	341	342	343	344	345	346	347	348	349	350	351	352	353	354	355	356	357	358	359	360	361	362	363	364
365	366	367	368	369	370	371	372	373	374	375	376	377	378	379	380	381	382	383	384	385	386	387	388	389	390
391	392	393	394	395	396	397	398	399	400	401	402	403	404	405	406	407	408	409	410	411	412	413	414	415	416
417	418	419	420	421	422	423	424	425	426	427	428	429	430	431	432	433	434	435	436	437	438	439	440	441	442
443	444	445	446	447	448	449	450	451	452	453	454	455	456	457	458	459	460	461	462	463	464	465	466	467	468
469	470	471	472	473	474	475	476	477	478	479	480	481	482	483	484	485	486	487	488	489	490	491	492	493	494
495	496	497	498	499	500	501	502	503	504	505	506	507	508	509	510	511	512	513	514	515	516	517	518	519	520
521	522	523	524	525	526	527	528	529	530	531	532	533	534	535	536	537	538	539	540	541	542	543	544	545	546
547	548	549	550	551	552	553	554	555	556	557	558	559	560	561	562	563	564	565	566	567	568	569	570	571	572
573	574	575	576	577	578	579	580	581	582	583	584	585	586	587	588	589	590	591	592	593	594	595	596	597	598
599	600	601	602	603	604	605	606	607	608	609	610	611	612	613	614	615	616	617	618	619	620	621	622	623	624
625	626	627	628	629	630	631	632	633	634	635	636	637	638	639	640	641	642	643	644	645	646	647	648	649	650
651	652	653	654	655	656	657	658	659	660	661	662	663	664	665	666	667	668	669	670	671	672	673	674	675	676
677	678	679	680	681	682	683	684	685	686	687	688	689	690	691	692	693	694	695	696	697	698	699	700	701	702
703	704	705	706	707	708	709	710	711	712	713	714	715	716	717	718	719	720	721	722	723	724	725	726	727	728
729	730	731	732	733	734	735	736	737	738	739	740	741	742	743	744	745	746	747	748	749	750	751	752	753	754
755	756	757	758	759	760	761	762	763	764	765	766	767	768	769	770	771	772	773	774	775	776	777	778	779	780
781	782	783	784	785	786	787	788	789	790	791	792	793	794	795	796	797	798	799	800	801	802	803	804	805	806
807	808	809	810	811	812	813	814	815	816	817	818	819	820	821	822	823	824	825	826	827	828	829	830	831	832
833	834	835	836	837	838	839	840	841	842	843	844	845	846	847	848	849	850	851	852	853	854	855	856	857	858
859	860	861	862	863	864	865	866	867	868	869	870	871	872	873	874	875	876	877	878	879	880	881	882	883	884
885	886	887	888	889	890	891	892	893	894	895	896	897	898	899	900	901	902	903	904	905	906	907	908	909	910
911	912	913	914	915	916	917	918	919	920	921	922	923	924	925	926	927	928	929	930	931	932	933	934	935	936
937	938	939	940	941	942	943	944	945	946	947	948	949	950	951	952	953	954	955	956	957	958	959	960	961	962
963	964	965	966	967	968	969	970	971	972	973	974	975	976	977	978	979	980	981	982	983	984	985	986	987	988
989	990	991	992	993	994	995	996	997	998	999	1000	1001	1002	1003	1004	1005	1006	1007	1008	1009	1010	1011	1012	1013	1014
1015	1016	1017	1018	1019	1020	1021	1022	1023	1024	1025	1026	1027	1028	1029	1030	1031	1032	1033	1034	1035	1036	1037	1038	1039	1040
1041	1042	1043	1044	1045	1046	1047	1048	1049	1050	1051	1052	1053	1054	1055	1056	1057	1058	1059	1060	1061	1062	1063	1064	1065	1066
1067	1068	1069	1070	1071	1072	1073	1074	1075	1076	1077	1078	1079	1080	1081	1082	1083	1084	1085	1086	1087	1088	1089	1090	1091	1092
1093	1094	1095	1096	1097	1098	1099	1100	1101	1102	1103	1104	1105	1106	1107	1108	1109	1110	1111	1112	1113	1114	1115	1116	1117	1118
1119	1120	1121	1122	1123	1124	1125	1126	1127	1128	1129	1130	1131	1132	1133	1134	1135	1136	1137	1138	1139	1140	1141	1142	1143	1144
1145	1146	1147	1148	1149	1150	1151	1152	1153	1154	1155	1156	1157	1158	1159	1160	1161	1162	1163	1164	1165	1166	1167	1168	1169	1170
1171	1172	1173	1174	1175	1176	1177	1178	1179	1180	1181	1182	1183	1184	1185	1186	1187	1188	1189	1190	1191	1192	1193	1194	1195	1196
1197	1198	1199	1200	1201	1202	1203	1204	1205	1206	1207	1208	1209	1210	1211	1212	1213	1214	1215	1216	1217	1218	1219	1220	1221	1222
1223	1224	1225	1226	1227	1228	1229	1230	1231	1232	1233	1234	1235	1236	1237	1238	1239	1240	1241	1242	1243	1244	1245	1246	1247	1248
1249	1250	1251	1252	1253	1254	1255	1256	1257	1258	1259	1260	1261	1262	1263	1264	1265	1266	1267	1268	1269	1270	1271	1272	1273	1274
1275	1276	1277	1278	1279	1280	1281	1282	1283	1284	1285	1286	1287	1288	1289	1290	1291	1292	1293	1294	1295	1296	1297	1298	1299	1300
1301	1302	1303	1304	1305	1306	1307	1308	1309	1310	1311	1312	1313	1314	1315	1316	1317	1318	1319	1320	1321	1322	1323	1324	1325	1326
1327	1328	1329	1330	1331	1332	1333	1334	1335	1336	1337	1338	1339	1340	1341	1342	1343	1344	1345	1346	1347	1348	1349	1350	1351	1352
1353	1354	1355	1356	1357	1358	1359	1360	1361	1362	1363	1364	1365	1366	1367	1368	1369	1370	1371	1372	1373	1374	1375	1376	1377	1378
1379	1380	1381	1382	1383	1384	1385	1386	1387	1388	1389	1390	1391	1392	1393	1394	1395	1396	1397	1398	1399	1400	1401	1402	1403	1404
1405	1406	1407	1408	1409	1410	1411	1412	1413	1414	1415	1416	1417	1418	1419	1420	1421	1422	1423	1424	1425	1426	1427	1428	1429	1430
1431	1432	1433	1434	1435	1436	1437	1438	1439	1440	1441	1442	1443	1444	1445	1446	1447	1448	1449	1450	1451					

A	B	C	D	E	F	G	H	I	J	K	L	M	N	O	P	Q	R	S	T	U	V	W	X
1	2	3	4	5	6	7	8	9	10	11	12	13	14	15	16	17	18	19	20	21	22	23	24
25	26	27	28	29	30	31	32	33	34	35	36	37	38	39	40	41	42	43	44	45	46	47	48
49	50	51	52	53	54	55	56	57	58	59	60	61	62	63	64	65	66	67	68	69	70	71	72
73	74	75	76	77	78	79	80	81	82	83	84	85	86	87	88	89	90	91	92	93	94	95	96
97	98	99	100	101	102	103	104	105	106	107	108	109	110	111	112	113	114	115	116	117	118	119	120
121	122	123	124	125	126	127	128	129	130	131	132	133	134	135	136	137	138	139	140	141	142	143	144
145	146	147	148	149	150	151	152	153	154	155	156	157	158	159	160	161	162	163	164	165	166	167	168
169	170	171	172	173	174	175	176	177	178	179	180	181	182	183	184	185	186	187	188	189	190	191	192
193	194	195	196	197	198	199	200	201	202	203	204	205	206	207	208	209	210	211	212	213	214	215	216
217	218	219	220	221	222	223	224	225	226	227	228	229	230	231	232	233	234	235	236	237	238	239	240
241	242	243	244	245	246	247	248	249	250	251	252	253	254	255	256	257	258	259	260	261	262	263	264
265	266	267	268	269	270	271	272	273	274	275	276	277	278	279	280	281	282	283	284	285	286	287	288
289	290	291	292	293	294	295	296	297	298	299	300	301	302	303	304	305	306	307	308	309	310	311	312
313	314	315	316	317	318	319	320	321	322	323	324	325	326	327	328	329	330	331	332	333	334	335	336
337	338	339	340	341	342	343	344	345	346	347	348	349	350	351	352	353	354	355	356	357	358	359	360
361	362	363	364	365	366	367	368	369	370	371	372	373	374	375	376	377	378	379	380	381	382	383	384
385	386	387	388	389	390	391	392	393	394	395	396	397	398	399	400	401	402	403	404	405	406	407	408
409	410	411	412	413	414	415	416	417	418	419	420	421	422	423	424	425	426	427	428	429	430	431	432
433	434	435	436	437	438	439	440	441	442	443	444	445	446	447	448	449	450	451	452	453	454	455	456
457	458	459	460	461	462	463	464	465	466	467	468	469	470	471	472	473	474	475	476	477	478	479	480
481	482	483	484	485	486	487	488	489	490	491	492	493	494	495	496	497	498	499	500	501	502	503	504
505	506	507	508	509	510	511	512	513	514	515	516	517	518	519	520	521	522	523	524	525	526	527	528
529	530	531	532	533	534	535	536	537	538	539	540	541	542	543	544	545	546	547	548	549	550	551	552
553	554	555	556	557	558	559	560	561	562	563	564	565	566	567	568	569	570	571	572	573	574	575	576
577	578	579	580	581	582	583	584	585	586	587	588	589	590	591	592	593	594	595	596	597	598	599	600
601	602	603	604	605	606	607	608	609	610	611	612	613	614	615	616	617	618	619	620	621	622	623	624
625	626	627	628	629	630	631	632	633	634	635	636	637	638	639	640	641	642	643	644	645	646	647	648
649	650	651	652	653	654	655	656	657	658	659	660	661	662	663	664	665	666	667	668	669	670	671	672
673	674	675	676	677	678	679	680	681	682	683	684	685	686	687	688	689	690	691	692	693	694	695	696
697	698	699	700	701	702	703	704	705	706	707	708	709	710	711	712	713	714	715	716	717	718	719	720
721	722	723	724	725	726	727	728	729	730	731	732	733	734	735	736	737	738	739	740	741	742	743	744
745	746	747	748	749	750	751	752	753	754	755	756	757	758	759	760	761	762	763	764	765	766	767	768
769	770	771	772	773	774	775	776	777	778	779	780	781	782	783	784	785	786	787	788	789	790	791	792
793	794	795	796	797	798	799	800	801	802	803	804	805	806	807	808	809	810	811	812	813	814	815	816
817	818	819	820	821	822	823	824	825	826	827	828	829	830	831	832	833	834	835	836	837	838	839	840
841	842	843	844	845	846	847	848	849	850	851	852	853	854	855	856	857	858	859	860	861	862	863	864
865	866	867	868	869	870	871	872	873	874	875	876	877	878	879	880	881	882	883	884	885	886	887	888
889	890	891	892	893	894	895	896	897	898	899	900	901	902	903	904	905	906	907	908	909	910	911	912
913	914	915	916	917	918	919	920	921	922	923	924	925	926	927	928	929	930	931	932	933	934	935	936
937	938	939	940	941	942	943	944	945	946	947	948	949	950	951	952	953	954	955	956	957	958	959	960
961	962	963	964	965	966	967	968	969	970	971	972	973	974	975	976	977	978	979	980	981	982	983	984
985	986	987	988	989	990	991	992	993	994	995	996	997	998	999	1000	1001	1002	1003	1004	1005	1006	1007	1008
1009	1010	1011	1012	1013	1014	1015	1016	1017	1018	1019	1020	1021	1022	1023	1024	1025	1026	1027	1028	1029	1030	1031	1032
1033	1034	1035	1036	1037	1038	1039	1040	1041	1042	1043	1044	1045	1046	1047	1048	1049	1050	1051	1052	1053	1054	1055	1056
1057	1058	1059	1060	1061	1062	1063	1064	1065	1066	1067	1068	1069	1070	1071	1072	1073	1074	1075	1076	1077	1078	1079	1080
1081	1082	1083	1084	1085	1086	1087	1088	1089	1090	1091	1092	1093	1094	1095	1096	1097	1098	1099	1100	1101	1102	1103	1104
1105	1106	1107	1108	1109	1110	1111	1112	1113	1114	1115	1116	1117	1118	1119	1120	1121	1122	1123	1124	1125	1126	1127	1128
1129	1130	1131	1132	1133	1134	1135	1136	1137	1138	1139	1140	1141	1142	1143	1144	1145	1146	1147	1148	1149	1150	1151	1152
1153	1154	1155	1156	1157	1158	1159	1160	1161	1162	1163	1164	1165	1166	1167	1168	1169	1170	1171	1172	1173	1174	1175	1176
1177	1178	1179	1180	1181	1182	1183	1184	1185	1186	1187	1188	1189	1190	1191	1192	1193	1194	1195	1196	1197	1198	1199	1200
1201	1202	1203	1204	1205	1206	1207	1208	1209	1210	1211	1212	1213	1214	1215	1216	1217	1218	1219	1220	1221	1222	1223	1224
1225	1226	1227	1228	1229	1230	1231	1232	1233	1234	1235	1236	1237	1238	1239	1240	1241	1242	1243	1244	1245	1246	1247	1248
1249	1250	1251	1252	1253	1254	1255	1256	1257	1258	1259	1260	1261	1262	1263	1264	1265	1266	1267	1268	1269	1270	1271	1272
1273	1274	1275	1276	1277	1278	1279	1280	1281	1282	1283	1284	1285	1286	1287	1288	1289	1290	1291	1292	1293	1294	1295	1296
1297	1298	1299	1300	1301	1302	1303	1304	1305	1306	1307	1308	1309	1310	1311	1312	1313	1314	1315	1316	1317	1318	1319	1320
1321	1322	1323	1324	1325	1326	1327	1328	1329	1330	1331	1332	1333	1334	1335	1336	1337	1338	1339	1340	1341	1342	1343	1344
1345	1346	1347	1348	1349	1350	1351	1352	1353	1354	1355	1356	1357	1358	1359	1360	1361	1362	1363	1364	1365	1366	1367	1368
1369	1370	1371	1372	1373	1374	1375	1376	1377	1378	1379	1380	1381	1382	1383	1384	1385	1386	1387	1388	1389	1390	1391	1392
1393	1394	1395	1396	1397	1398	1399	1400	1401	1402	1403	1404	1405	1406	1407	1408	1409	1410	1411	1412	1413	1414	1415	1416
1417	1418	1419	1420	1421	1422	1423	1424	1425	1426	1427	1428	1429	1430	1431	1432	1433	1434	1435	1436	1437	1438	1439	1440
1441	1442	1443	1444	1445	1446	1447	1448	1449	145														

A	B	C	D	E	F	G	H	I	J	K	L	M	N	O	P	Q	R	S	T	U	V	W	X
1	2	3	4	5	6	7	8	9	10	11	12	13	14	15	16	17	18	19	20	21	22	23	24
25	26	27	28	29	30	31	32	33	34	35	36	37	38	39	40	41	42	43	44	45	46	47	48
49	50	51	52	53	54	55	56	57	58	59	60	61	62	63	64	65	66	67	68	69	70	71	72
73	74	75	76	77	78	79	80	81	82	83	84	85	86	87	88	89	90	91	92	93	94	95	96
97	98	99	100	101	102	103	104	105	106	107	108	109	110	111	112	113	114	115	116	117	118	119	120
121	122	123	124	125	126	127	128	129	130	131	132	133	134	135	136	137	138	139	140	141	142	143	144
145	146	147	148	149	150	151	152	153	154	155	156	157	158	159	160	161	162	163	164	165	166	167	168
169	170	171	172	173	174	175	176	177	178	179	180	181	182	183	184	185	186	187	188	189	190	191	192
193	194	195	196	197	198	199	200	201	202	203	204	205	206	207	208	209	210	211	212	213	214	215	216
217	218	219	220	221	222	223	224	225	226	227	228	229	230	231	232	233	234	235	236	237	238	239	240
241	242	243	244	245	246	247	248	249	250	251	252	253	254	255	256	257	258	259	260	261	262	263	264
265	266	267	268	269	270	271	272	273	274	275	276	277	278	279	280	281	282	283	284	285	286	287	288
289	290	291	292	293	294	295	296	297	298	299	300	301	302	303	304	305	306	307	308	309	310	311	312
313	314	315	316	317	318	319	320	321	322	323	324	325	326	327	328	329	330	331	332	333	334	335	336
337	338	339	340	341	342	343	344	345	346	347	348	349	350	351	352	353	354	355	356	357	358	359	360
361	362	363	364	365	366	367	368	369	370	371	372	373	374	375	376	377	378	379	380	381	382	383	384
385	386	387	388	389	390	391	392	393	394	395	396	397	398	399	400	401	402	403	404	405	406	407	408
409	410	411	412	413	414	415	416	417	418	419	420	421	422	423	424	425	426	427	428	429	430	431	432
433	434	435	436	437	438	439	440	441	442	443	444	445	446	447	448	449	450	451	452	453	454	455	456
457	458	459	460	461	462	463	464	465	466	467	468	469	470	471	472	473	474	475	476	477	478	479	480
481	482	483	484	485	486	487	488	489	490	491	492	493	494	495	496	497	498	499	500	501	502	503	504
505	506	507	508	509	510	511	512	513	514	515	516	517	518	519	520	521	522	523	524	525	526	527	528
529	530	531	532	533	534	535	536	537	538	539	540	541	542	543	544	545	546	547	548	549	550	551	552
553	554	555	556	557	558	559	560	561	562	563	564	565	566	567	568	569	570	571	572	573	574	575	576
577	578	579	580	581	582	583	584	585	586	587	588	589	590	591	592	593	594	595	596	597	598	599	600
601	602	603	604	605	606	607	608	609	610	611	612	613	614	615	616	617	618	619	620	621	622	623	624
625	626	627	628	629	630	631	632	633	634	635	636	637	638	639	640	641	642	643	644	645	646	647	648
649	650	651	652	653	654	655	656	657	658	659	660	661	662	663	664	665	666	667	668	669	670	671	672
673	674	675	676	677	678	679	680	681	682	683	684	685	686	687	688	689	690	691	692	693	694	695	696
697	698	699	700	701	702	703	704	705	706	707	708	709	710	711	712	713	714	715	716	717	718	719	720
721	722	723	724	725	726	727	728	729	730	731	732	733	734	735	736	737	738	739	740	741	742	743	744
745	746	747	748	749	750	751	752	753	754	755	756	757	758	759	760	761	762	763	764	765	766	767	768
769	770	771	772	773	774	775	776	777	778	779	780	781	782	783	784	785	786	787	788	789	790	791	792
793	794	795	796	797	798	799	800	801	802	803	804	805	806	807	808	809	810	811	812	813	814	815	816
817	818	819	820	821	822	823	824	825	826	827	828	829	830	831	832	833	834	835	836	837	838	839	840
841	842	843	844	845	846	847	848	849	850	851	852	853	854	855	856	857	858	859	860	861	862	863	864
865	866	867	868	869	870	871	872	873	874	875	876	877	878	879	880	881	882	883	884	885	886	887	888
889	890	891	892	893	894	895	896	897	898	899	900	901	902	903	904	905	906	907	908	909	910	911	912
913	914	915	916	917	918	919	920	921	922	923	924	925	926	927	928	929	930	931	932	933	934	935	936
937	938	939	940	941	942	943	944	945	946	947	948	949	950	951	952	953	954	955	956	957	958	959	960
961	962	963	964	965	966	967	968	969	970	971	972	973	974	975	976	977	978	979	980	981	982	983	984
985	986	987	988	989	990	991	992	993	994	995	996	997	998	999	1000	1001	1002	1003	1004	1005	1006	1007	1008
1009	1010	1011	1012	1013	1014	1015	1016	1017	1018	1019	1020	1021	1022	1023	1024	1025	1026	1027	1028	1029	1030	1031	1032
1033	1034	1035	1036	1037	1038	1039	1040	1041	1042	1043	1044	1045	1046	1047	1048	1049	1050	1051	1052	1053	1054	1055	1056
1057	1058	1059	1060	1061	1062	1063	1064	1065	1066	1067	1068	1069	1070	1071	1072	1073	1074	1075	1076	1077	1078	1079	1080
1081	1082	1083	1084	1085	1086	1087	1088	1089	1090	1091	1092	1093	1094	1095	1096	1097	1098	1099	1100	1101	1102	1103	1104
1105	1106	1107	1108	1109	1110	1111	1112	1113	1114	1115	1116	1117	1118	1119	1120	1121	1122	1123	1124	1125	1126	1127	1128
1129	1130	1131	1132	1133	1134	1135	1136	1137	1138	1139	1140	1141	1142	1143	1144	1145	1146	1147	1148	1149	1150	1151	1152
1153	1154	1155	1156	1157	1158	1159	1160	1161	1162	1163	1164	1165	1166	1167	1168	1169	1170	1171	1172	1173	1174	1175	1176
1177	1178	1179	1180	1181	1182	1183	1184	1185	1186	1187	1188	1189	1190	1191	1192	1193	1194	1195	1196	1197	1198	1199	1200
1201	1202	1203	1204	1205	1206	1207	1208	1209	1210	1211	1212	1213	1214	1215	1216	1217	1218	1219	1220	1221	1222	1223	1224
1225	1226	1227	1228	1229	1230	1231	1232	1233	1234	1235	1236	1237	1238	1239	1240	1241	1242	1243	1244	1245	1246	1247	1248
1249	1250	1251	1252	1253	1254	1255	1256	1257	1258	1259	1260	1261	1262	1263	1264	1265	1266	1267	1268	1269	1270	1271	1272
1273	1274	1275	1276	1277	1278	1279	1280	1281	1282	1283	1284	1285	1286	1287	1288	1289	1290	1291	1292	1293	1294	1295	1296
1297	1298	1299	1300	1301	1302	1303	1304	1305	1306	1307	1308	1309	1310	1311	1312	1313	1314	1315	1316	1317	1318	1319	1320
1321	1322	1323	1324	1325	1326	1327	1328	1329	1330	1331	1332	1333	1334	1335	1336	1337	1338	1339	1340	1341	1342	1343	1344
1345	1346	1347	1348	1349	1350	1351	1352	1353	1354	1355	1356	1357	1358	1359	1360	1361	1362	1363	1364	1365	1366	1367	1368
1369	1370	1371	1372	1373	1374	1375	1376	1377	1378	1379	1380	1381	1382	1383	1384	1385	1386	1387	1388	1389	1390	1391	1392
1393	1394	1395	1396	1397	1398	1399	1400	1401	1402	1403	1404	1405	1406	1407	1408	1409	1410	1411	1412	1413	1414	1415	1416
1417	1418	1419	1420	1421	1422	1423	1424	1425	1426	1427	1428	1429	1430	1431	1432	1433	1434	1435	1436	1437	1438	1439	1440
1441	1442	1443	1444	1445	1446	1447	1448	1449	145														



Schwab One® International Account of
L LEE & M LEE TTEE
LIBERTY SUPERANNUATION FUND
U/A DTD 01/11/1999

Account Number
2373-3133

Statement Period
October 1, 2021 to
December 31, 2021

Manage Your Account

Questions about this statement

+1-415-667-8400 - Customer service

For the most current records on your account visit us at

international.schwab.com *Statements are archived up to 10 years online*

L LEE & M LEE TTEE
7 YEATS AVE
KILLARNEY HEIGHTS
PROVINCE NSW
SYDNEY 2087
AUSTRALIA

Commitment to Transparency

Client Relationship Summaries and Best Interest disclosures at schwab.com/transparency



Schwab One® International Account of
L LEE & M LEE TTEE
LIBERTY SUPERANNUATION FUND
U/A DTD 01/11/1999

Account Number
2373-3133

Statement Period
October 1, 2021 to
December 31, 2021

Terms and Conditions

GENERAL INFORMATION AND KEY TERMS:

This Account statement is furnished solely by Charles Schwab & Co., Inc. ("Schwab") for your Account at Schwab ("Account"). Unless otherwise defined herein, capitalized terms have the same meanings as in your Account Agreement. If you receive any other communication from any source other than Schwab which purports to represent your holdings at Schwab (including balances held at a Depository Institution) you should verify its content with this statement.

AIP (Automatic Investment Plan) Customers: Schwab receives remuneration in connection with certain transactions effected through Schwab. If you participate in a systematic investment program through Schwab, the additional information normally detailed on a trade confirmation will be provided upon request.

Average Daily Balance: Average daily composite of all cash balances that earn interest and all loans from Schwab that are charged interest.

Bank Sweep and Bank Sweep for Benefit Plans Features: Schwab acts as your agent and custodian in establishing and maintaining your Deposit Account(s) as a feature of your brokerage account(s). Deposit accounts held through bank sweep features constitute direct obligations of one of more FDIC insured banks ("Affiliated Banks") that are affiliated with Schwab and are not obligations of Schwab. Funds swept to Affiliated Banks are eligible for deposit insurance from the FDIC up to the applicable limits for each bank for funds held in the same insurable capacity. The balance in the Deposit Accounts can be withdrawn on your order and the proceeds returned to your brokerage account or remitted to you as provided in your Account Agreement. For information on FDIC insurance and its limits, as well as other important disclosures about the bank sweep feature(s) in your account, please refer to the Cash Features Disclosure Statement available online or from a Schwab representative.

Cash: Any Free Credit Balance owed by us to you payable upon demand which, although accounted for on our books of record, is not segregated and may be used in the conduct of this firm's business.

Dividend Reinvestment Customers: Dividend reinvestment transactions were effected by Schwab acting as a principal for its own account, except for the reinvestment of Schwab dividends, for which an independent broker-dealer acted as the buying agent. Further information on these transactions will be furnished upon written request.

Interest: For the Schwab One Interest, Bank Sweep, and Bank Sweep for Benefit Plans features, interest is paid for a period that may differ from the Statement Period. Balances include interest paid as indicated on your statement by Schwab or one or more of its Affiliated Banks. These balances do not include interest that may have accrued during the Statement Period after interest is paid. The interest paid may include interest that accrued in the prior Statement Period. For the Schwab One Interest feature, interest accrues daily from the second-to-last business day of the prior month and is posted on the second-to-last business day of the current month. For the bank sweep feature(s), interest accrues daily from the 16th day of the prior month and is credited/posted on the first business day after the 15th of the current month.

If, on any given day, the interest that Schwab calculates for the Free Credit Balances in the Schwab One Interest feature in your brokerage account is less than \$.005, you will not accrue any interest on that day. For balances held at banks affiliated with Schwab in the Bank Sweep and Bank Sweep for Benefit Plans features, interest will accrue even if the amount is less than \$.005.

Margin Account Customers: This is a combined statement of your margin account and special memorandum account maintained for you under Section 220.5 of Regulation T issued by the Board of Governors of the Federal Reserve System. The permanent record of the separate account as required by Regulation T is available for your inspection.

Securities purchased on margin are Schwab's collateral for the loan to you. It is important that you fully understand the risks involved in trading securities on margin. These risks include:

- You can lose more funds than you deposit in the margin account.
- Schwab can force the sale of securities or other assets in any of your account(s) to maintain the required account equity without contacting you.
- You are not entitled to choose which assets are liquidated nor are you entitled to an extension of time on a margin call.
- Schwab can increase both its "house" maintenance margin requirements and the maintenance margin requirements for your Account at any time without advance written notice to you.

Market Price: The most recent price evaluation available to Schwab on the last business day of the report period, normally the last trade price or bid as of market close. Unpriced securities denote that no market evaluation update is currently available. Price evaluations are obtained from outside parties. Schwab shall have no responsibility for the accuracy or timeliness of any such valuations. Pricing of assets not held at Schwab is for informational purposes only. Some securities, especially thinly traded equities in the OTC market or foreign markets, may not report the most current price and are indicated as Stale Priced. For Limited Partnerships and Real Estate Investment Trust (REIT) securities, you may see that the value reflected on your monthly account statement for this security is unpriced. NASD rules require that certain Limited Partnerships (direct participation programs) and Real Estate Investment Trust (REIT) securities, that have not been priced within 18 months, must show as unpriced on customer statements. Note that these securities are generally illiquid, the value of the securities will be different than its purchase price, and, if applicable, that accurate valuation information may not be available.

Market Value: The Market Value is computed by multiplying the Market Price by the Quantity of Shares. This is the dollar value of your present holdings in your specified Schwab Account or a summary of the Market Value summed over multiple accounts.

Non-Publicly Traded Securities: All assets shown on this statement, other than certain direct investments which may be held by a third party, are held in your Account. Values of certain Non-Publicly Traded Securities may be furnished by a third party as provided by Schwab's Account Agreement. Schwab shall have no responsibility for the accuracy or timeliness of such valuations. The Securities Investor Protection Corporation (SIPC) does not cover many limited partnership interests.

Schwab Sweep Money Funds: Includes the primary money market funds into which Free Credit Balances may be automatically invested pursuant to your Account Agreement. Schwab or an affiliate acts and receives compensation as the Investment Advisor, Transfer Agent, Shareholder Service Agent and Distributor for the Schwab Sweep Money Funds. The amount of such compensation is disclosed in the prospectus. The yield information for Schwab Sweep Money Funds is the current 7-day yield as of the statement period. Yields vary. If on any given day, the accrued daily dividend for your selected sweep money fund as calculated for your account is less than 1/2 of 1 cent (\$.005), your account will not earn a dividend for that day. In addition, if you do not accrue at least 1 daily dividend of \$.01 during a pay period, you will not receive a money market dividend for that period. Schwab and the Schwab Sweep Money Funds investment advisor may be voluntarily reducing a portion of a Schwab Sweep Money Fund's expenses. Without these reductions, yields would have been lower.

Securities Products and Services: Securities products and services

are offered by Charles Schwab & Co., Inc., Member SIPC. Securities products and services, including unswept intraday funds and net credit balances held in brokerage accounts are not deposits or other obligations of, or guaranteed by, any bank, are not FDIC insured, and are subject to investment risk and may lose value. SIPC does not cover balances held at banks affiliated with Schwab in the Bank Sweep and Bank Sweep for Benefit Plans features. Please see your Cash Feature Disclosure Statement for more information on insurance coverage. **Yield to Maturity:** This is the actual average annual return on a note if held to maturity.

Gain (or Loss): Unrealized Gain or (Loss) and Realized Gain or (Loss) sections ("Gain/Loss Section(s)") contain a gain or a loss summary of your Account. This information has been provided on this statement at the request of your Advisor, if applicable. This information is not a solicitation or a recommendation to buy or sell. **Schwab does not provide tax advice and encourages you to consult with your tax professional. Please view the Cost Basis Disclosure Statement for additional information on how gain (or loss) is calculated and how Schwab reports adjusted cost basis information to the IRS.**

Accrued Income: Accrued Income is the sum of the total accrued interest and/or accrued dividends on positions held in your Account, but the interest and/or dividends have not been received into your account. Schwab makes no representation that the amounts shown (or any other amount) will be received. Accrued amounts are not covered by SIPC account protection until actually received and held in the Account.

IN CASE OF ERRORS OR DISCREPANCIES: If you find an error or discrepancy relating to your brokerage activity (other than an electronic fund transfer) you must notify us promptly, but no later than 10 days after this statement is sent or made available to you. If this statement shows that we have mailed or delivered security certificate(s) that you have not received, notify Schwab immediately. You may call us at 800-435-4000. (Outside the U.S., call +1-415-667-8400.) If you're a client of an independent investment advisor, call us at 800-515-2157. Any oral communications should be re-confirmed in writing to further protect your rights, including rights under the Securities Investor Protection Act (SIPA). If you do not so notify us, you agree that the statement activity and Account balance are correct for all purposes with respect to those brokerage transactions.

IN CASE OF COMPLAINTS: If you have a complaint regarding your Schwab statement, products or services, please write to the Client Advocacy Team at Charles Schwab & Co., Inc., Attention: Client Advocacy Team, 211 Main St., San Francisco, CA 94105, USA, or call Schwab Signature Alliance at 800-515-2157.

Address Changes: If you fail to notify Schwab in writing of any change of address or phone number, you may not receive important notifications about your Account, and trading or other restrictions might be placed on your Account.

Additional Information:

We are required by law to report to the Internal Revenue Service adjusted cost basis information (if applicable), certain payments to you and credits to your Account during the calendar year. Retain this statement for income tax purposes. A financial statement for your inspection is available at Schwab's offices or a copy will be mailed to you upon written request. Any third party trademarks appearing herein are the property of their respective owners. Schwab and Charles Schwab Bank are affiliates of each other and subsidiaries of the Charles Schwab Corporation.

© 2016 Charles Schwab & Co., Inc. ("Schwab"). All rights reserved. Member SIPC. (0221-117W)



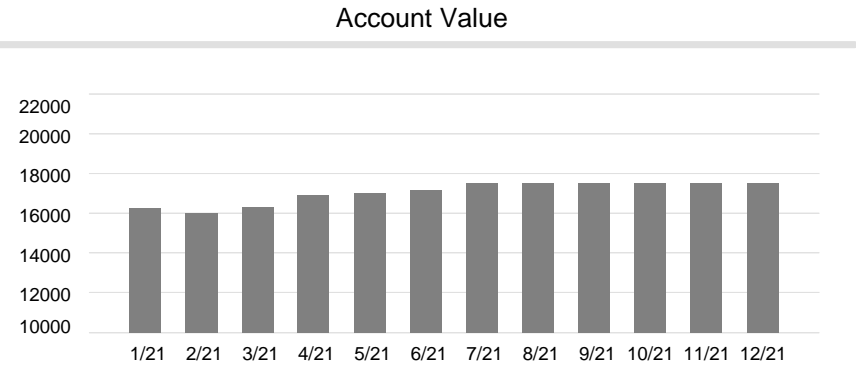
Schwab One® International Account of
L LEE & M LEE TTEE
LIBERTY SUPERANNUATION FUND
 U/A DTD 01/11/1999

Account Number
2373-3133

Statement Period
**October 1, 2021 to
 December 31, 2021**

Account Value as of 12/31/2021:\$ 17,507.34

Change in Account Value	This Period	Year to Date
Starting Value	\$ 17,507.34	\$ 15,533.94
Credits	0.00	285.57
Debits	0.00	(42.84)
Transfer of Securities (In/Out)	0.00	0.00
Income Reinvested	0.00	0.00
Change in Value of Investments	0.00	1,730.67
Ending Value on 12/31/2021	\$ 17,507.34	\$ 17,507.34
Total Change in Account Value	\$ 0.00	\$ 1,973.40
	0.00%	12.70%



Asset Composition	Market Value	% of Account Assets
Cash	\$ 17,507.34	100%
Total Assets Long	\$ 17,507.34	
Total Account Value	\$ 17,507.34	100%



Schwab One® International Account of
L LEE & M LEE TTEE
LIBERTY SUPERANNUATION FUND
 U/A DTD 01/11/1999

Account Number
2373-3133

Statement Period
**October 1, 2021 to
 December 31, 2021**

Gain or (Loss) Summary	Realized Gain or (Loss) This Period		Unrealized Gain or (Loss)
	Short Term	Long Term	
All Investments	\$0.00	\$0.00	\$0.00

Values may not reflect all of your gains/losses; Schwab has provided accurate gain and loss information wherever possible for most investments. Cost basis may be incomplete or unavailable for some of your holdings and may change or be adjusted in certain cases. Statement information should not be used for tax preparation, instead refer to official tax documents. For additional information refer to Terms and Conditions.

Income Summary	This Period		Year to Date	
	Federally Tax-Exempt	Federally Taxable	Federally Tax-Exempt	Federally Taxable
Cash Dividends	0.00	0.00	0.00	285.57
Total Income	0.00	0.00	0.00	285.57

Cash Transactions Summary	This Period	Year to Date
Starting Cash *	\$ 17,507.34	\$ 168.66
Deposits and other Cash Credits	0.00	0.00
Investments Sold	0.00	58,929.74
Dividends and Interest	0.00	285.57
Withdrawals and other Debits	0.00	(42.84)
Investments Purchased	0.00	(41,833.79)
Fees and Charges	0.00	0.00
Total Cash Transaction Detail	0.00	17,338.68
Ending Cash *	\$ 17,507.34	\$ 17,507.34

*Cash (includes any cash debit balance) held in your account plus the value of any cash invested in a sweep money fund.



Schwab One® International Account of
L LEE & M LEE TTEE
LIBERTY SUPERANNUATION FUND
 U/A DTD 01/11/1999

Account Number
2373-3133

Statement Period
October 1, 2021 to
December 31, 2021

Investment Detail - Cash

Cash	Starting Balance	Ending Balance	% of Account Assets
Cash	17,507.34	17,507.34	100%
Total Cash	17,507.34	17,507.34	100%
Total Cash		17,507.34	100%

Estimated Annual Income ("EAI") and Estimated Yield ("EY") calculations are for informational purposes only and are derived from information provided by outside parties. Schwab cannot guarantee the accuracy of such information. Since the interest and dividends are subject to change at any time, they should not be relied upon exclusively for making investment decisions. The actual income and yield might be lower or higher than the estimated amounts. EY is based upon EAI and the current price of the security and will fluctuate. For certain types of securities, the calculations could include a return of principal or capital gains in which case EAI and EY would be overstated. EY and EAI are not promptly updated to reflect when an issuer has missed a regular payment or announced changes to future payments, in which case EAI and EY will continue to display at a prior rate.

Total Investment Detail	17,507.34
Total Account Value	17,507.34
Total Cost Basis	N/A

Endnotes For Your Account

For information on how Schwab pays its representatives, go to <http://www.schwab.com/transparency>.





Schwab One® International Account of
L LEE & M LEE TTEE
LIBERTY SUPERANNUATION FUND
U/A DTD 01/11/1999

Account Number
2373-3133

Statement Period
August 1, 2021 to
September 30, 2021

Manage Your Account

Questions about this statement

+1-415-667-8400 - Customer service

For the most current records on your account visit us at

international.schwab.com *Statements are archived up to 10 years online*

L LEE & M LEE TTEE
7 YEATS AVE
KILLARNEY HEIGHTS
PROVINCE NSW
SYDNEY 2087
AUSTRALIA



Schwab One® International Account of
L LEE & M LEE TTEE
LIBERTY SUPERANNUATION FUND
U/A DTD 01/11/1999

Account Number
2373-3133

Statement Period
August 1, 2021 to
September 30, 2021

Terms and Conditions

GENERAL INFORMATION AND KEY TERMS:

This Account statement is furnished solely by Charles Schwab & Co., Inc. ("Schwab") for your Account at Schwab ("Account"). Unless otherwise defined herein, capitalized terms have the same meanings as in your Account Agreement. If you receive any other communication from any source other than Schwab which purports to represent your holdings at Schwab (including balances held at a Depository Institution) you should verify its content with this statement.

AIP (Automatic Investment Plan) Customers: Schwab receives remuneration in connection with certain transactions effected through Schwab. If you participate in a systematic investment program through Schwab, the additional information normally detailed on a trade confirmation will be provided upon request.

Average Daily Balance: Average daily composite of all cash balances that earn interest and all loans from Schwab that are charged interest.

Bank Sweep and Bank Sweep for Benefit Plans Features: Schwab acts as your agent and custodian in establishing and maintaining your Deposit Account(s) as a feature of your brokerage account(s). Deposit accounts held through bank sweep features constitute direct obligations of one of more FDIC insured banks ("Affiliated Banks") that are affiliated with Schwab and are not obligations of Schwab. Funds swept to Affiliated Banks are eligible for deposit insurance from the FDIC up to the applicable limits for each bank for funds held in the same insurable capacity. The balance in the Deposit Accounts can be withdrawn on your order and the proceeds returned to your brokerage account or remitted to you as provided in your Account Agreement. For information on FDIC insurance and its limits, as well as other important disclosures about the bank sweep feature(s) in your account, please refer to the Cash Features Disclosure Statement available online or from a Schwab representative.

Cash: Any Free Credit Balance owed by us to you payable upon demand which, although accounted for on our books of record, is not segregated and may be used in the conduct of this firm's business.

Dividend Reinvestment Customers: Dividend reinvestment transactions were effected by Schwab acting as a principal for its own account, except for the reinvestment of Schwab dividends, for which an independent broker-dealer acted as the buying agent. Further information on these transactions will be furnished upon written request.

Interest: For the Schwab One Interest, Bank Sweep, and Bank Sweep for Benefit Plans features, interest is paid for a period that may differ from the Statement Period. Balances include interest paid as indicated on your statement by Schwab or one or more of its Affiliated Banks. These balances do not include interest that may have accrued during the Statement Period after interest is paid. The interest paid may include interest that accrued in the prior Statement Period. For the Schwab One Interest feature, interest accrues daily from the second-to-last business day of the prior month and is posted on the second-to-last business day of the current month. For the bank sweep feature(s), interest accrues daily from the 16th day of the prior month and is credited/posted on the first business day after the 15th of the current month. If, on any given day, the interest that Schwab calculates for the Free Credit Balances in the Schwab One Interest feature in your brokerage account is less than \$.005, you will not accrue any interest on that day. For balances held at banks affiliated with Schwab in the Bank Sweep and Bank Sweep for Benefit Plans features, interest will accrue even if the amount is less than \$.005.

Margin Account Customers: This is a combined statement of your margin account and special memorandum account maintained for you under Section 220.5 of Regulation T issued by the Board of Governors of the Federal Reserve System. The permanent record of the separate account as required by Regulation T is available for your inspection.

Securities purchased on margin are Schwab's collateral for the loan to you. It is important that you fully understand the risks involved in trading securities on margin. These risks include:

- You can lose more funds than you deposit in the margin account.
- Schwab can force the sale of securities or other assets in any of your account(s) to maintain the required account equity without contacting you.
- You are not entitled to choose which assets are liquidated nor are you entitled to an extension of time on a margin call.
- Schwab can increase both its "house" maintenance margin requirements and the maintenance margin requirements for your Account at any time without advance written notice to you.

Market Price: The most recent price evaluation available to Schwab on the last business day of the report period, normally the last trade price or bid as of market close. Unpriced securities denote that no market evaluation update is currently available. Price evaluations are obtained from outside parties. Schwab shall have no responsibility for the accuracy or timeliness of any such valuations. Pricing of assets not held at Schwab is for informational purposes only. Some securities, especially thinly traded equities in the OTC market or foreign markets, may not report the most current price and are indicated as Stale Priced. For Limited Partnerships and Real Estate Investment Trust (REIT) securities, you may see that the value reflected on your monthly account statement for this security is unpriced. NASD rules require that certain Limited Partnerships (direct participation programs) and Real Estate Investment Trust (REIT) securities, that have not been priced within 18 months, must show as unpriced on customer statements. Note that these securities are generally illiquid, the value of the securities will be different than its purchase price, and, if applicable, that accurate valuation information may not be available.

Market Value: The Market Value is computed by multiplying the Market Price by the Quantity of Shares. This is the dollar value of your present holdings in your specified Schwab Account or a summary of the Market Value summed over multiple accounts.

Non-Publicly Traded Securities: All assets shown on this statement, other than certain direct investments which may be held by a third party, are held in your Account. Values of certain Non-Publicly Traded Securities may be furnished by a third party as provided by Schwab's Account Agreement. Schwab shall have no responsibility for the accuracy or timeliness of such valuations. The Securities Investor Protection Corporation (SIPC) does not cover many limited partnership interests.

Schwab Sweep Money Funds: Includes the primary money market funds into which Free Credit Balances may be automatically invested pursuant to your Account Agreement. Schwab or an affiliate acts and receives compensation as the Investment Advisor, Transfer Agent, Shareholder Service Agent and Distributor for the Schwab Sweep Money Funds. The amount of such compensation is disclosed in the prospectus. The yield information for Schwab Sweep Money Funds is the current 7-day yield as of the statement period. Yields vary. If on any given day, the accrued daily dividend for your selected sweep money fund as calculated for your account is less than 1/2 of 1 cent (\$.005), your account will not earn a dividend for that day. In addition, if you do not accrue at least 1 daily dividend of \$.01 during a pay period, you will not receive a money market dividend for that period. Schwab and the Schwab Sweep Money Funds investment advisor may be voluntarily reducing a portion of a Schwab Sweep Money Fund's expenses. Without these reductions, yields would have been lower.

Securities Products and Services: Securities products and services

are offered by Charles Schwab & Co., Inc., Member SIPC. Securities products and services, including unswept intraday funds and net credit balances held in brokerage accounts are not deposits or other obligations of, or guaranteed by, any bank, are not FDIC insured, and are subject to investment risk and may lose value. SIPC does not cover balances held at banks affiliated with Schwab in the Bank Sweep and Bank Sweep for Benefit Plans features. Please see your Cash Feature Disclosure Statement for more information on insurance coverage. **Yield to Maturity:** This is the actual average annual return on a note if held to maturity.

Gain (or Loss): Unrealized Gain or (Loss) and Realized Gain or (Loss) sections ("Gain/Loss Section(s)") contain a gain or a loss summary of your Account. This information has been provided on this statement at the request of your Advisor, if applicable. This information is not a solicitation or a recommendation to buy or sell. **Schwab does not provide tax advice and encourages you to consult with your tax professional. Please view the Cost Basis Disclosure Statement for additional information on how gain (or loss) is calculated and how Schwab reports adjusted cost basis information to the IRS.**

Accrued Income: Accrued Income is the sum of the total accrued interest and/or accrued dividends on positions held in your Account, but the interest and/or dividends have not been received into your account. Schwab makes no representation that the amounts shown (or any other amount) will be received. Accrued amounts are not covered by SIPC account protection until actually received and held in the Account.

IN CASE OF ERRORS OR DISCREPANCIES: If you find an error or discrepancy relating to your brokerage activity (other than an electronic fund transfer) you must notify us promptly, but no later than 10 days after this statement is sent or made available to you. If this statement shows that we have mailed or delivered security certificate(s) that you have not received, notify Schwab immediately. You may call us at 800-435-4000. (Outside the U.S., call +1-415-667-8400.) If you're a client of an independent investment advisor, call us at 800-515-2157. Any oral communications should be re-confirmed in writing to further protect your rights, including rights under the Securities Investor Protection Act (SIPA). If you do not so notify us, you agree that the statement activity and Account balance are correct for all purposes with respect to those brokerage transactions.

IN CASE OF COMPLAINTS: If you have a complaint regarding your Schwab statement, products or services, please write to the Client Advocacy Team at Charles Schwab & Co., Inc., Attention: Client Advocacy Team, 211 Main St., San Francisco, CA 94105, USA, or call Schwab Signature Alliance at 800-515-2157.

Address Changes: If you fail to notify Schwab in writing of any change of address or phone number, you may not receive important notifications about your Account, and trading or other restrictions might be placed on your Account.

Additional Information:

We are required by law to report to the Internal Revenue Service adjusted cost basis information (if applicable), certain payments to you and credits to your Account during the calendar year. Retain this statement for income tax purposes. A financial statement for your inspection is available at Schwab's offices or a copy will be mailed to you upon written request. Any third party trademarks appearing herein are the property of their respective owners. Schwab and Charles Schwab Bank are affiliates of each other and subsidiaries of the Charles Schwab Corporation. © 2016 Charles Schwab & Co., Inc. ("Schwab"). All rights reserved. Member SIPC. (0221-117W)



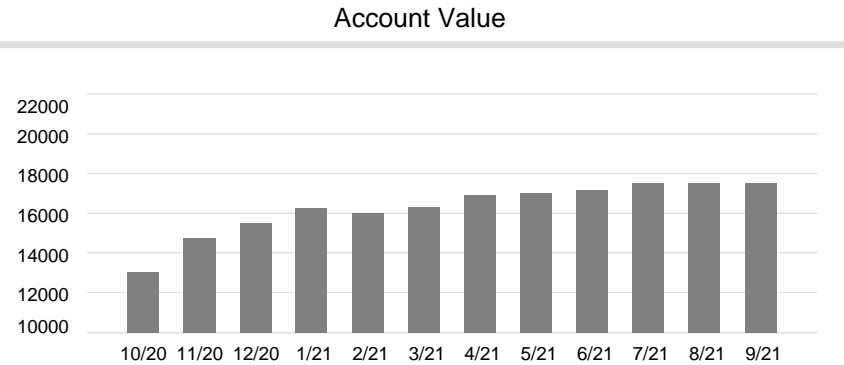
Schwab One® International Account of
L LEE & M LEE TTEE
LIBERTY SUPERANNUATION FUND
 U/A DTD 01/11/1999

Account Number
2373-3133

Statement Period
August 1, 2021 to
September 30, 2021

Account Value as of 09/30/2021:\$ 17,507.34

Change in Account Value	This Period	Year to Date
Starting Value	\$ 17,507.34	\$ 15,533.94
Credits	0.00	285.57
Debits	0.00	(42.84)
Transfer of Securities (In/Out)	0.00	0.00
Income Reinvested	0.00	0.00
Change in Value of Investments	0.00	1,730.67
Ending Value on 09/30/2021	\$ 17,507.34	\$ 17,507.34
Total Change in Account Value	\$ 0.00	\$ 1,973.40
	0.00%	12.70%



Asset Composition	Market Value	% of Account Assets
Cash	\$ 17,507.34	100%
Total Assets Long	\$ 17,507.34	
Total Account Value	\$ 17,507.34	100%



Schwab One® International Account of
L LEE & M LEE TTEE
LIBERTY SUPERANNUATION FUND
 U/A DTD 01/11/1999

Account Number
2373-3133

Statement Period
August 1, 2021 to
September 30, 2021

Gain or (Loss) Summary	Realized Gain or (Loss) This Period		Unrealized Gain or (Loss)
	Short Term	Long Term	
All Investments	\$0.00	\$0.00	\$0.00

Values may not reflect all of your gains/losses; Schwab has provided accurate gain and loss information wherever possible for most investments. Cost basis may be incomplete or unavailable for some of your holdings and may change or be adjusted in certain cases. Statement information should not be used for tax preparation, instead refer to official tax documents. For additional information refer to Terms and Conditions.

Income Summary	This Period		Year to Date	
	Federally Tax-Exempt	Federally Taxable	Federally Tax-Exempt	Federally Taxable
Cash Dividends	0.00	0.00	0.00	285.57
Total Income	0.00	0.00	0.00	285.57

Cash Transactions Summary	This Period	Year to Date
Starting Cash *	\$ 17,507.34	\$ 168.66
Deposits and other Cash Credits	0.00	0.00
Investments Sold	0.00	58,929.74
Dividends and Interest	0.00	285.57
Withdrawals and other Debits	0.00	(42.84)
Investments Purchased	0.00	(41,833.79)
Fees and Charges	0.00	0.00
Total Cash Transaction Detail	0.00	17,338.68
Ending Cash *	\$ 17,507.34	\$ 17,507.34

*Cash (includes any cash debit balance) held in your account plus the value of any cash invested in a sweep money fund.



Schwab One® International Account of
L LEE & M LEE TTEE
LIBERTY SUPERANNUATION FUND
 U/A DTD 01/11/1999

Account Number
2373-3133

Statement Period
August 1, 2021 to
September 30, 2021

Investment Detail - Cash

Cash	Starting Balance	Ending Balance	% of Account Assets
Cash	17,507.34	17,507.34	100%
Total Cash	17,507.34	17,507.34	100%
Total Cash		17,507.34	100%

Estimated Annual Income ("EAI") and Estimated Yield ("EY") calculations are for informational purposes only and are derived from information provided by outside parties. Schwab cannot guarantee the accuracy of such information. Since the interest and dividends are subject to change at any time, they should not be relied upon exclusively for making investment decisions. The actual income and yield might be lower or higher than the estimated amounts. EY is based upon EAI and the current price of the security and will fluctuate. For certain types of securities, the calculations could include a return of principal or capital gains in which case EAI and EY would be overstated. EY and EAI are not promptly updated to reflect when an issuer has missed a regular payment or announced changes to future payments, in which case EAI and EY will continue to display at a prior rate.

Total Investment Detail	17,507.34
Total Account Value	17,507.34
Total Cost Basis	N/A

Endnotes For Your Account

For information on how Schwab pays its representatives, go to <http://www.schwab.com/transparency>.





Schwab One® International Account of
 L LEE & M LEE TTEE
 LIBERTY SUPERANNUATION FUND
 U/A DTD 01/11/1999

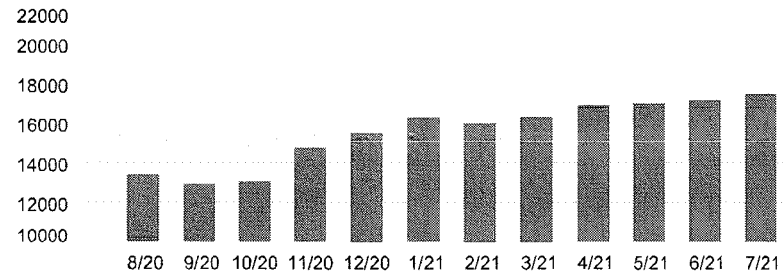
Account Number
 2373-3133

Statement Period
 July 1-31, 2021

Account Value as of 07/31/2021: \$ 17,507.34

Change in Account Value	This Period	Year to Date
Starting Value	\$ 17,198.75	\$ 15,533.94
Credits	205.50	285.57
Debits	(30.83)	(42.84)
Transfer of Securities (In/Out)	0.00	0.00
Income Reinvested	0.00	0.00
Change in Value of Investments	133.92	1,730.67
Ending Value on 07/31/2021	\$ 17,507.34	\$ 17,507.34
Total Change in Account Value	\$ 308.59	\$ 1,973.40
	1.79%	12.70%

Account Value



Asset Composition	Market Value	% of Account Assets
Cash	\$ 17,507.34	100%
Total Assets Long	\$ 17,507.34	
Total Account Value	\$ 17,507.34	100%



Schwab One® International Account of
L LEE & M LEE TTEE
LIBERTY SUPERANNUATION FUND
 U/A DTD 01/11/1999

Account Number
2373-3133

Statement Period
July 1-31, 2021

Gain or (Loss) Summary	Realized Gain or (Loss) This Period		Unrealized Gain or (Loss)
	Short Term	Long Term	
All Investments	\$370.22	\$0.00	\$0.00

Values may not reflect all of your gains/losses; Schwab has provided accurate gain and loss information wherever possible for most investments. Cost basis may be incomplete or unavailable for some of your holdings and may change or be adjusted in certain cases. Statement information should not be used for tax preparation, instead refer to official tax documents. For additional information refer to Terms and Conditions.

Income Summary	This Period		Year to Date	
	Federally Tax-Exempt	Federally Taxable	Federally Tax-Exempt	Federally Taxable
Cash Dividends	0.00	205.50	0.00	285.57
Total Income	0.00	205.50	0.00	285.57

Cash Transactions Summary	This Period	Year to Date
	Starting Cash*	\$ 1,660.95
Deposits and other Cash Credits	0.00	0.00
Investments Sold	15,671.72	58,929.74
Dividends and Interest	205.50	285.57
Withdrawals and other Debits	(30.83)	(42.84)
Investments Purchased	0.00	(41,833.79)
Fees and Charges	0.00	0.00
Total Cash Transaction Detail	15,846.39	17,338.68
Ending Cash*	\$ 17,507.34	\$ 17,507.34

*Cash (includes any cash debit balance) held in your account plus the value of any cash invested in a sweep money fund.



Schwab One® International Account of
 L LEE & M LEE TTEE
 LIBERTY SUPERANNUATION FUND
 U/A DTD 01/11/1999

Account Number
 2373-3133

Statement Period
 July 1-31, 2021

Investment Detail - Cash

Cash	Starting Balance	Ending Balance	% of Account Assets
Cash	1,660.95	17,507.34	100%
Total Cash	1,660.95	17,507.34	100%
Total Cash		17,507.34	100%

Estimated Annual Income ("EAI") and Estimated Yield ("EY") calculations are for informational purposes only and are derived from information provided by outside parties. Schwab cannot guarantee the accuracy of such information. Since the interest and dividends are subject to change at any time, they should not be relied upon exclusively for making investment decisions. The actual income and yield might be lower or higher than the estimated amounts. EY is based upon EAI and the current price of the security and will fluctuate. For certain types of securities, the calculations could include a return of principal or capital gains in which case EAI and EY would be overstated. EY and EAI are not promptly updated to reflect when an issuer has missed a regular payment or announced changes to future payments, in which case EAI and EY will continue to display at a prior rate.

Total Investment Detail	17,507.34
Total Account Value	17,507.34
Total Cost Basis	N/A

Realized Gain or (Loss)

Short Term	Quantity/Par	Acquired/ Opened	Sold/ Closed	Total Proceeds	Cost Basis	Realized Gain or (Loss)
SLR INVESTMENT CORP: SLRC	100.0000	05/04/21	07/02/21	1,900.99	1,860.00	40.99
SLR INVESTMENT CORP: SLRC	280.0000	05/04/21	07/02/21	5,322.77	5,208.00	114.77
STRATGY SHARS NASDAQ 7HANDL INDX ETF: HNDL	2.0000	05/17/21	07/15/21	51.20	49.90	1.30
STRATGY SHARS NASDAQ 7HANDL INDX ETF: HNDL	6.0000	05/17/21	07/15/21	153.60	149.70	3.90



Schwab One® International Account of
 L LEE & M LEE TTEE
 LIBERTY SUPERANNUATION FUND
 U/A DTD 01/11/1999

Account Number
 2373-3133

Statement Period
 July 1-31, 2021

Realized Gain or (Loss) (continued)

Short Term (continued)	Quantity/Par	Acquired/ Opened	Sold/ Closed	Total Proceeds	Cost Basis	Realized Gain or (Loss)
STRATGY SHARS NASDAQ 7HANDL INDX ETF: HNDL	23.0000	05/17/21	07/15/21	588.80	573.85	14.95
STRATGY SHARS NASDAQ 7HANDL INDX ETF: HNDL	299.0000	05/17/21	07/15/21	7,654.36	7,460.05	194.31
Total Short Term				15,671.72	15,301.50	370.22
Total Realized Gain or (Loss)				15,671.72	15,301.50	370.22

Schwab has provided accurate realized gain and loss information wherever possible for most investments. Cost basis data may be incomplete or unavailable for some of your holdings. If all data for a given investment is not available, the investment will not be listed here.

Option Customers: Realized gain/loss of underlying securities is adjusted to reflect the premiums of assigned or exercised options. Please consult IRS publication 550, Investment Income and Expenses, for additional information on Options.

Transaction Detail - Purchases & Sales

Equities Activity

Settle Date	Trade Date	Transaction	Description	Quantity	Unit Price	Total Amount
07/07/21	07/02/21	Sold	SLR INVESTMENT CORP: SLRC	(100.0000)	19.0100	1,900.99
07/07/21	07/02/21	Sold	SLR INVESTMENT CORP: SLRC	(280.0000)	19.0100	5,322.77
Total Equities Activity						7,223.76

Exchange Traded Funds Activity

Settle Date	Trade Date	Transaction	Description	Quantity	Unit Price	Total Amount
07/19/21	07/15/21	Sold	STRATGY SHARS NASDAQ 7HANDL INDX ETF: HNDL	(6.0000)	25.6000	153.60



Schwab One® International Account of
L LEE & M LEE TTEE
LIBERTY SUPERANNUATION FUND
 U/A DTD 01/11/1999

Account Number
2373-3133

Statement Period
July 1-31, 2021

Transaction Detail - Purchases & Sales (continued)

Exchange Traded Funds Activity (continued)

Settle Date	Trade Date	Transaction	Description	Quantity	Unit Price	Total Amount
07/19/21	07/15/21	Sold	STRATGY SHARS NASDAQ 7HANDL INDX ETF: HNDL	(2.0000)	25.6000	51.20
07/19/21	07/15/21	Sold	STRATGY SHARS NASDAQ 7HANDL INDX ETF: HNDL	(299.0000)	25.6000	7,654.36
07/19/21	07/15/21	Sold	STRATGY SHARS NASDAQ 7HANDL INDX ETF: HNDL	(23.0000)	25.6000	588.80

Total Exchange Traded Funds Activity

8,447.96

Total Purchases & Sales

15,671.72

Transaction Detail - Deposits & Withdrawals

Transaction Process					
Date	Date	Activity	Description	Location	Credit/(Debit)
07/02/21	07/02/21	NRA Tax	SLR INVESTMENT CORP		(23.37)
07/16/21	07/16/21	NRA Tax	STRATGY SHARS NASDAQ 7HANDL INDX ETF		(7.46)

Total Deposits & Withdrawals

(30.83)

The total deposits activity for the statement period was \$0.00. The total withdrawals activity for the statement period was \$30.83.

Transaction Detail - Dividends & Interest (including Money Market Fund dividends reinvested)

Transaction Process				
Date	Date	Activity	Description	Credit/(Debit)
07/02/21	07/02/21	Cash Dividend	SLR INVESTMENT CORP: SLRC	155.80
07/16/21	07/16/21	Cash Dividend	STRATGY SHARS NASDAQ: HNDL	49.70

Total Dividends & Interest

205.50



Schwab One® International Account of
L LEE & M LEE TTEE
LIBERTY SUPERANNUATION FUND
U/A DTD 01/11/1999

Account Number
2373-3133

Statement Period
July 1-31, 2021

Transaction Detail - Total

Total Transaction Detail	15,846.39
---------------------------------	------------------

Endnotes For Your Account

For information on how Schwab pays its representatives, go to <http://www.schwab.com/transparency>.



Schwab One® International Account of
 L LEE & M LEE TTEE
 LIBERTY SUPERANNUATION FUND
 U/A DTD 01/11/1999

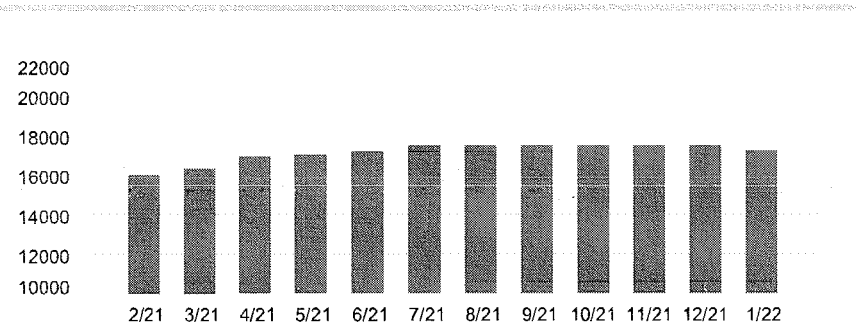
Account Number
 2373-3133

Statement Period
 January 1-31, 2022


Account Value as of 01/31/2022: \$ 17,248.90

Change in Account Value	This Period	Year to Date
Starting Value	\$ 17,507.34	\$ 17,507.34
Credits	0.00	0.00
Debits	0.00	0.00
Transfer of Securities (In/Out)	0.00	0.00
Income Reinvested	0.00	0.00
Change in Value of Investments	(258.44)	(258.44)
Ending Value on 01/31/2022	\$ 17,248.90	\$ 17,248.90
Total Change in Account Value	\$ (258.44) (1.48)%	\$ (258.44) (1.48)%

Account Value



Asset Composition	Market Value	% of Account Assets
Cash	\$ 13,888.40	81%
Equities	3,360.50	19%
Total Assets Long	\$ 17,248.90	
Total Account Value	\$ 17,248.90	100%



81% Cash
 19% Equities



Schwab One® International Account of
L LEE & M LEE TTEE
LIBERTY SUPERANNUATION FUND
 U/A DTD 01/11/1999

Account Number
2373-3133

Statement Period
January 1-31, 2022

Gain or (Loss) Summary	Realized Gain or (Loss) This Period		Unrealized Gain or (Loss)
	Short Term	Long Term	
All Investments	\$0.00	\$0.00	\$(258.44)

Values may not reflect all of your gains/losses; Schwab has provided accurate gain and loss information wherever possible for most investments. Cost basis may be incomplete or unavailable for some of your holdings and may change or be adjusted in certain cases. Statement information should not be used for tax preparation, instead refer to official tax documents. For additional information refer to Terms and Conditions.

Cash Transactions Summary

	This Period	Year to Date
Starting Cash*	\$ 17,507.34	\$ 17,507.34
Deposits and other Cash Credits	0.00	0.00
Investments Sold	0.00	0.00
Dividends and Interest	0.00	0.00
Withdrawals and other Debits	0.00	0.00
Investments Purchased	0.00	0.00
Fees and Charges	(3,618.94)	(3,618.94)
Total Cash Transaction Detail	(3,618.94)	(3,618.94)
Ending Cash*	\$ 13,888.40	\$ 13,888.40

*Cash (includes any cash debit balance) held in your account plus the value of any cash invested in a sweep money fund.



Schwab One® International Account of
L LEE & M LEE TTEE
LIBERTY SUPERANNUATION FUND
 U/A DTD 01/11/1999

Account Number
2373-3133

Statement Period
January 1-31, 2022

Investment Detail - Cash

Cash	Starting Balance	Ending Balance	% of Account Assets
Cash	17,507.34	13,888.40	81%
Total Cash	17,507.34	13,888.40	81%
Total Cash		13,888.40	81%

Investment Detail - Equities

Equities	Quantity	Market Price	Market Value	% of Account Assets	Unrealized Gain or (Loss)	Estimated Yield	Estimated Annual Income
			<i>Cost Basis</i>				
NEW FOUND GOLD CORP F SYMBOL: NFGC	550.0000	6.11000	3,360.50	19%	(258.44)	N/A	N/A
			<i>3,618.94</i>				
Total Equities	550.0000		3,360.50	19%	(258.44)		N/A
			Total Cost Basis:				
			3,618.94				

Estimated Annual Income ("EAI") and Estimated Yield ("EY") calculations are for informational purposes only and are derived from information provided by outside parties. Schwab cannot guarantee the accuracy of such information. Since the interest and dividends are subject to change at any time, they should not be relied upon exclusively for making investment decisions. The actual income and yield might be lower or higher than the estimated amounts. EY is based upon EAI and the current price of the security and will fluctuate. For certain types of securities, the calculations could include a return of principal or capital gains in which case EAI and EY would be overstated. EY and EAI are not promptly updated to reflect when an issuer has missed a regular payment or announced changes to future payments, in which case EAI and EY will continue to display at a prior rate.

Total Investment Detail	17,248.90
Total Account Value	17,248.90
Total Cost Basis	3,618.94



Schwab One® International Account of
L LEE & M LEE TTEE
LIBERTY SUPERANNUATION FUND
 U/A DTD 01/11/1995

Account Number
2373-3133

Statement Period
January 1-31, 2022

Transaction Detail - Purchases & Sales

Equities Activity

Settle Date	Trade Dat	Transaction	Description	Quantity	Unit Price	Charges and Interest	Total Amount
01/12/22	01/10/22	Bought	NEW FOUND GOLD CORP F: NFGC	100.0000	6.5900	0.00	(659.00)
01/12/22	01/10/22	Bought	NEW FOUND GOLD CORP F: NFGC	50.0000	6.5900	0.00	(329.50)
01/12/22	01/10/22	Bought	NEW FOUND GOLD CORP F: NFGC	300.0000	6.5898	0.00	(1,976.94)
01/18/22	01/13/22	Bought	NEW FOUND GOLD CORP F: NFGC	100.0000	6.5350	0.00	(653.50)

Total Equities Activity

(3,618.94)

Total Purchases & Sales

(3,618.94)

Total Transaction Detail

(3,618.94)

Endnotes For Your Account

For information on how Schwab pays its representatives, go to <http://www.schwab.com/transparency>.



Schwab One® International Account of
 L LEE & M LEE TTEE
 LIBERTY SUPERANNUATION FUND
 U/A DTD 01/11/1999

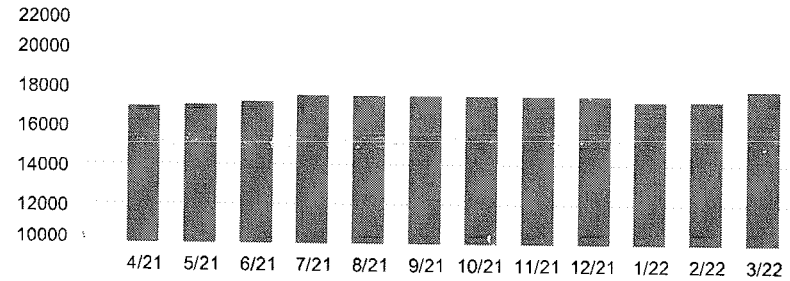
Account Number
 2373-3133

Statement Period
 February 1, 2022 to
 March 31, 2022


Account Value as of 03/31/2022: \$ 17,828.03

Change in Account Value	This Period	Year to Date
Starting Value	\$ 17,248.90	\$ 17,507.34
Credits	0.00	0.00
Debits	0.00	0.00
Transfer of Securities (In/Out)	0.00	0.00
Income Reinvested	0.00	0.00
Change in Value of Investments	579.13	320.69
Ending Value on 03/31/2022	\$ 17,828.03	\$ 17,828.03
Total Change in Account Value	\$ 579.13 3.36%	\$ 320.69 1.83%

Account Value



Asset Composition	Market Value	% of Account Assets
Cash	\$ 14,462.98	81%
Equities	3,365.05	19%
Total Assets Long	\$ 17,828.03	
Total Account Value	\$ 17,828.03	100%





Schwab One® International Account of
L LEE & M LEE TTEE
LIBERTY SUPERANNUATION FUND
 U/A DTD 01/11/1999

Account Number
2373-3133

Statement Period
February 1, 2022 to
March 31, 2022

Gain or (Loss) Summary	Realized Gain or (Loss) This Period		Unrealized Gain or (Loss)
	Short Term	Long Term	
All Investments	\$461.09	\$0.00	\$(140.40)

Values may not reflect all of your gains/losses; Schwab has provided accurate gain and loss information wherever possible for most investments. Cost basis may be incomplete or unavailable for some of your holdings and may change or be adjusted in certain cases. Statement information should not be used for tax preparation, instead refer to official tax documents. For additional information refer to Terms and Conditions.

Cash Transactions Summary

	This Period	Year to Date
Starting Cash*	\$ 13,888.40	\$ 17,507.34
Deposits and other Cash Credits	0.00	0.00
Investments Sold	13,665.13	13,665.13
Dividends and Interest	0.00	0.00
Withdrawals and other Debits	0.00	0.00
Investments Purchased	(13,090.55)	(16,709.49)
Fees and Charges	0.00	0.00
Total Cash Transaction Detail	574.58	(3,044.36)
Ending Cash*	\$ 14,462.98	\$ 14,462.98

*Cash (includes any cash debit balance) held in your account plus the value of any cash invested in a sweep money fund.



Schwab One® International Account of
 L LEE & M LEE TTEE
 LIBERTY SUPERANNUATION FUND
 U/A DTD 01/11/1999

Account Number
 2373-3133

Statement Period
 February 1, 2022 to
 March 31, 2022

Investment Detail - Cash

Cash	Starting Balance	Ending Balance	% of Account Assets
Cash	13,888.40	14,462.98	81%
Total Cash	13,888.40	14,462.98	81%
Total Cash		14,462.98	81%

Investment Detail - Equities

Equities	Quantity	Market Price	Market Value	% of Account Assets	Unrealized Gain or (Loss)	Estimated Yield	Estimated Annual Income
			<i>Cost Basis</i>				
PFIZER INC SYMBOL: PFE	65.0000	51.77000	3,365.05	19%	(140.40)	3.09%	104.00
			3,505.45				
Total Equities	65.0000		3,365.05	19%	(140.40)		104.00
			Total Cost Basis:				
			3,505.45				

Estimated Annual Income ("EAI") and Estimated Yield ("EY") calculations are for informational purposes only and are derived from information provided by outside parties. Schwab cannot guarantee the accuracy of such information. Since the interest and dividends are subject to change at any time, they should not be relied upon exclusively for making investment decisions. The actual income and yield might be lower or higher than the estimated amounts. EY is based upon EAI and the current price of the security and will fluctuate. For certain types of securities, the calculations could include a return of principal or capital gains in which case EAI and EY would be overstated. EY and EAI are not promptly updated to reflect when an issuer has missed a regular payment or announced changes to future payments, in which case EAI and EY will continue to display at a prior rate.

Total Investment Detail	17,828.03
Total Account Value	17,828.03
Total Cost Basis	3,505.45



Schwab One® International Account of
L LEE & M LEE TTEE
LIBERTY SUPERANNUATION FUND
 U/A DTD 01/11/1999

Account Number
2373-3133

Statement Period
February 1, 2022 to
March 31, 2022

Realized Gain or (Loss)

Short Term	Quantity/Par	Acquired/ Opened	Sold/ Closed	Total Proceeds	Cost Basis	Realized Gain or (Loss)
NVIDIA CORP: NVDA	1.0000	03/17/22	03/23/22	262.00	243.00	19.00
NVIDIA CORP: NVDA	15.0000	03/17/22	03/23/22	3,929.98	3,645.00	284.98
SPLUNK INC: SPLK	23.0000	03/17/22	03/23/22	3,206.18	2,751.95	454.23
FEDEX CORP: FDX	13.0000	03/17/22	03/24/22	2,911.99	2,945.15	(33.16)
NEW FOUND GOLD CORP F : NFGC	550.0000	multiple	03/24/22	3,354.98	3,618.94	(263.96)
Total Short Term				13,665.13	13,204.04	461.09
Total Realized Gain or (Loss)				13,665.13	13,204.04	461.09

Schwab has provided accurate realized gain and loss information wherever possible for most investments. Cost basis data may be incomplete or unavailable for some of your holdings. If all data for a given investment is not available, the investment will not be listed here.
 Option Customers: Realized gain/loss of underlying securities is adjusted to reflect the premiums of assigned or exercised options. Please consult IRS publication 550, Investment Income and Expenses, for additional information on Options.

Transaction Detail - Purchases & Sales

Equities Activity

Settle Date	Trade Dat	Transaction	Description	Quantity	Unit Price	Charges and Interest	Total Amount
03/21/22	03/17/22	Bought	FEDEX CORP: FDX	13.0000	226.5500	0.00	(2,945.15)
03/21/22	03/17/22	Bought	NVIDIA CORP: NVDA	1.0000	243.0000	0.00	(243.00)
03/21/22	03/17/22	Bought	NVIDIA CORP: NVDA	15.0000	243.0000	0.00	(3,645.00)



Schwab One® International Account of
 L LEE & M LEE TTEE
 LIBERTY SUPERANNUATION FUND
 U/A DTD 01/11/1999

Account Number
 2373-3133

Statement Period
 February 1, 2022 to
 March 31, 2022

Transaction Detail - Purchases & Sales (continued)

Equities Activity (continued)

Settle Date	Trade Date	Transaction	Description	Quantity	Unit Price	Charges and Interest	Total Amount	
03/21/22	03/17/22	Bought	PFIZER INC: PFE	65.0000	53.9300	0.00	(3,505.45)	
03/21/22	03/17/22	Bought	SPLUNK INC: SPLK	1.0000	119.6500	0.00	(119.65)	
03/21/22	03/17/22	Bought	SPLUNK INC: SPLK	22.0000	119.6500	0.00	(2,632.30)	
03/25/22	03/23/22	Sold	NVIDIA CORP: NVDA	(1.0000)	262.0000	0.00	262.00	
03/25/22	03/23/22	Sold	NVIDIA CORP: NVDA	(15.0000)	262.0000	0.02	3,929.98	
			Includes Exchange Processing Fee \$0.02					
03/25/22	03/23/22	Sold	SPLUNK INC: SPLK	(23.0000)	139.4000	0.02	3,206.18	
			Includes Exchange Processing Fee \$0.02					
03/28/22	03/24/22	Sold	FEDEX CORP: FDX	(13.0000)	224.0000	0.01	2,911.99	
			Includes Exchange Processing Fee \$0.01					
03/28/22	03/24/22	Sold	NEW FOUND GOLD CORP F: NFGC	(550.0000)	6.1000	0.02	3,354.98	
			Includes Exchange Processing Fee \$0.02					
Total Equities Activity							574.58	
Total Purchases & Sales							574.58	



Schwab One® International Account of
 L LEE & M LEE TTEE
 LIBERTY SUPERANNUATION FUND
 U/A DTD 01/11/1999

Account Number
 2373-3133

Statement Period
 February 1, 2022 to
 March 31, 2022

Total Transaction Detail

574.58

Trades Pending Settlement

	Transaction	Quantity	Trade Date	Settle Date	Unit Price	Purchase/Debit	Sale/Credit	
	ADVANCED MICRO DEVIC: AMD	Bought	25.0000	03/30/22	04/01/22	122.8000	3,070.00	
Total Trades Pending Settlement							3,070.00	

Pending transactions are not included in account value.

Endnotes For Your Account

For information on how Schwab pays its representatives, go to <http://www.schwab.com/transparency>.



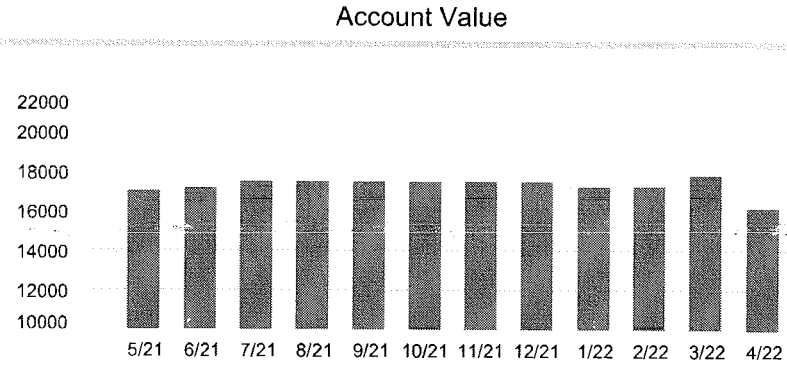
Schwab One® International Account of
L LEE & M LEE TTEE
LIBERTY SUPERANNUATION FUND
 U/A DTD 01/11/1999

Account Number
2373-3133

Statement Period
April 1-30, 2022

Account Value as of 04/30/2022: \$ 16,196.86

Change in Account Value	This Period	Year to Date
Starting Value	\$ 17,828.03	\$ 17,507.34
Credits	0.00	0.00
Debits	0.00	0.00
Transfer of Securities (In/Out)	0.00	0.00
Income Reinvested	0.00	0.00
Change in Value of Investments	(1,631.17)	(1,310.48)
Ending Value on 04/30/2022	\$ 16,196.86	\$ 16,196.86
Total Change in Account Value	\$ (1,631.17) (9.15)%	\$ (1,310.48) (7.49)%



Asset Composition	Market Value	% of Account Assets
Cash	\$ 234.90	1%
Equities	15,961.96	99%
Total Assets Long	\$ 16,196.86	
Total Account Value	\$ 16,196.86	100%



Schwab One® International Account of
L LEE & M LEE TTEE
LIBERTY SUPERANNUATION FUND
 U/A DTD 01/11/1999

Account Number
2373-3133

Statement Period
April 1-30, 2022

Gain or (Loss) Summary	Realized Gain or (Loss) This Period		Unrealized Gain or (Loss)
	Short Term	Long Term	
All Investments	\$0.00	\$0.00	\$(1,771.57)

Values may not reflect all of your gains/losses; Schwab has provided accurate gain and loss information wherever possible for most investments. Cost basis may be incomplete or unavailable for some of your holdings and may change or be adjusted in certain cases. Statement information should not be used for tax preparation, instead refer to official tax documents. For additional information refer to Terms and Conditions.

Cash Transactions Summary

	This Period	Year to Date
Starting Cash*	\$ 14,462.98	\$ 17,507.34
Deposits and other Cash Credits	0.00	0.00
Investments Sold	0.00	13,665.13
Dividends and Interest	0.00	0.00
Withdrawals and other Debits	0.00	0.00
Investments Purchased	(14,228.08)	(30,937.57)
Fees and Charges	0.00	0.00
Total Cash Transaction Detail	(14,228.08)	(17,272.44)
Ending Cash*	\$ 234.90	\$ 234.90

*Cash (includes any cash debit balance) held in your account plus the value of any cash invested in a sweep money fund.



Schwab One® International Account of
L LEE & M LEE TTEE
LIBERTY SUPERANNUATION FUND
 U/A DTD 01/11/1999

Account Number
2373-3133

Statement Period
April 1-30, 2022

Investment Detail - Cash

Cash	Starting Balance	Ending Balance	% of Account Assets
Cash	14,462.98	234.90	1%
Total Cash	14,462.98	234.90	1%
Total Cash:		234.90	1%

Investment Detail - Equities

Equities	Quantity	Market Price	Market Value <i>Cost Basis</i>	% of Account Assets	Unrealized Gain or (Loss)	Estimated Yield	Estimated Annual Income
ADOBE INC SYMBOL: ADBE	7.0000	395.95000	2,771.65 2,996.00	17%	(224.35)	N/A	N/A
ADVANCED MICRO DEVIC SYMBOL: AMD	25.0000	85.52000	2,138.00 3,070.00	13%	(932.00)	N/A	N/A
APPLE INC SYMBOL: AAPL	20.0000	157.65000	3,153.00 3,176.00	19%	(23.00)	0.55%	17.60
BANK OF AMERICA CORP SYMBOL: BAC	132.0000	35.68000	4,709.76 4,986.08	29%	(276.32)	2.35%	110.88
PFIZER INC SYMBOL: PFE	65.0000	49.07000	3,189.55 3,505.45	20%	(315.90)	3.26%	104.00
Total Equities	249.0000		15,961.96	99%	(1,771.57)		232.48
			Total Cost Basis:				
			17,733.53				



Schwab One® International Account of
L LEE & M LEE TTEE
LIBERTY SUPERANNUATION FUND
 U/A DTD 01/11/1999

Account Number
2373-3133

Statement Period
April 1-30, 2022

Investment Detail - Total

Estimated Annual Income ("EAI") and Estimated Yield ("EY") calculations are for informational purposes only and are derived from information provided by outside parties. Schwab cannot guarantee the accuracy of such information. Since the interest and dividends are subject to change at any time, they should not be relied upon exclusively for making investment decisions. The actual income and yield might be lower or higher than the estimated amounts. EY is based upon EAI and the current price of the security and will fluctuate. For certain types of securities, the calculations could include a return of principal or capital gains in which case EAI and EY would be overstated. EY and EAI are not promptly updated to reflect when an issuer has missed a regular payment or announced changes to future payments, in which case EAI and EY will continue to display at a prior rate.

Total Investment Detail	16,196.86
Total Account Value	16,196.36
Total Cost Basis	17,733.53

Transaction Detail - Purchases & Sales

Equities Activity

Settle Date	Trade Dat	Transaction	Description	Quantity	Unit Price	Charges and Interest	Total Amount
04/01/22	03/30/22	Bought	ADVANCED MICRO DEVIC: AMD	25.0000	122.8000	0.00	(3,070.00)
04/18/22	04/13/22	Bought	ADOBE INC: ADBE	7.0000	428.0000	0.00	(2,996.00)
04/18/22	04/13/22	Bought	BANK OF AMERICA CORP: BAC	58.0000	38.5400	0.00	(2,235.32)
04/18/22	04/13/22	Bought	BANK OF AMERICA CORP: BAC	19.0000	38.5400	0.00	(732.26)



Schwab One® International Account of
L LEE & M LEE TTEE
LIBERTY SUPERANNUATION FUND
 U/A DTD 01/11/1999

Account Number
2373-3133

Statement Period
April 1-30, 2022

Transaction Detail - Purchases & Sales (continued)

Equities Activity (continued)

Settle Date	Trade Date	Transaction	Description	Quantity	Unit Price	Charges and Interest	Total Amount
04/28/22	04/26/22	Bought	APPLE INC: AAPL	15.0000	158.8000	0.00	(2,382.00)
04/28/22	04/26/22	Bought	APPLE INC: AAPL	5.0000	158.8000	0.00	(794.00)
04/28/22	04/26/22	Bought	BANK OF AMERICA CORP: BAC	1.0000	36.7000	0.00	(36.70)
04/28/22	04/26/22	Bought	BANK OF AMERICA CORP: BAC	54.0000	36.7000	0.00	(1,981.80)
Total Equities Activity							(14,228.08)
Total Purchases & Sales							(14,228.08)
Total Transaction Detail							(14,228.08)

Trades Pending Settlement

Transaction	Quantity	Trade Date	Settle Date	Unit Price	Purchase/Debit	Sale/Credit
BANK OF AMERICA CORP: BAC Sold	70.0000	04/28/22	05/02/22	36.8000		2,575.99
Total Trades Pending Settlement						2,575.99

Pending transactions are not included in account value.



Schwab One® International Account of
L LEE & M LEE TTEE
LIBERTY SUPERANNUATION FUND
U/A DTD 01/11/1999

Account Number
2373-3133

Statement Period
April 1-30, 2022

For information on how Schwab pays its representatives, go to <http://www.schwab.com/transparency>.



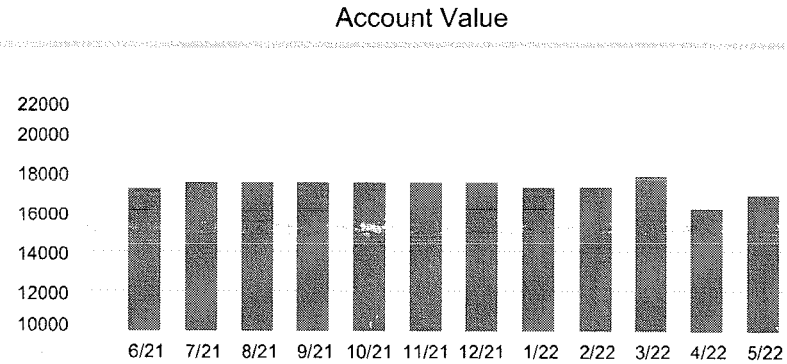
Schwab One® International Account of
L LEE & M LEE TTEE
LIBERTY SUPERANNUATION FUND
 U/A DTD 01/11/1999

Account Number
2373-3133

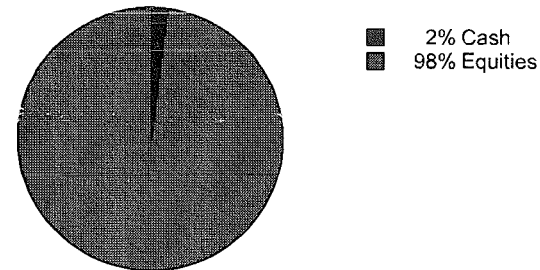
Statement Period
May 1-31, 2022

Account Value as of 05/31/2022: \$ 16,896.03

Change in Account Value	This Period	Year to Date
Starting Value	\$ 16,196.86	\$ 17,507.34
Credits	8.28	8.28
Debits	(1.24)	(1.24)
Transfer of Securities (In/Out)	0.00	0.00
Income Reinvested	0.00	0.00
Change in Value of Investments	692.13	(618.35)
Ending Value on 05/31/2022	\$ 16,896.03	\$ 16,896.03
Accrued Income ^d	26.00	
Ending Value with Accrued Income^d	\$ 16,922.03	
Total Change in Account Value	\$ 699.17	\$ (611.31)
	4.32%	(3.49)%
Total Change with Accrued Income^d	\$ 725.17	



Asset Composition	Market Value	% of Account Assets
Cash	\$ 321.93	2%
Equities	16,574.10	98%
Total Assets Long	\$ 16,896.03	
Total Account Value	\$ 16,896.03	100%





Schwab One® International Account of
L LEE & M LEE TTEE
LIBERTY SUPERANNUATION FUND
 U/A DTD 01/11/1999

Account Number
2373-3133

Statement Period
May 1-31, 2022

Gain or (Loss) Summary	Realized Gain or (Loss) This Period		Unrealized Gain or (Loss)
	Short Term	Long Term	
All Investments	\$(121.81)	\$0.00	\$(957.63)

Values may not reflect all of your gains/losses; Schwab has provided accurate gain and loss information wherever possible for most investments. Cost basis may be incomplete or unavailable for some of your holdings and may change or be adjusted in certain cases. Statement information should not be used for tax preparation, instead refer to official tax documents. For additional information refer to Terms and Conditions.

Income Summary	This Period		Year to Date	
	Federally Tax-Exempt	Federally Taxable	Federally Tax-Exempt	Federally Taxable
Cash Dividends	0.00	8.28	0.00	8.28
Total Income	0.00	8.28	0.00	8.28

Cash Transactions Summary	This Period	Year to Date
	Starting Cash*	\$ 234.90
Deposits and other Cash Credits	0.00	0.00
Investments Sold	2,575.99	16,241.12
Dividends and Interest	8.28	8.28
Withdrawals and other Debits	(1.24)	(1.24)
Investments Purchased	(2,496.00)	(33,433.57)
Fees and Charges	0.00	0.00
Total Cash Transaction Detail	87.03	(17,185.41)
Ending Cash*	\$ 321.93	\$ 321.93

*Cash (includes any cash debit balance) held in your account plus the value of any cash invested in a sweep money fund.



Schwab One® International Account of
L LEE & M LEE TTEE
LIBERTY SUPERANNUATION FUND
 U/A DTD 01/11/1999

Account Number
2373-3133

Statement Period
May 1-31, 2022

Investment Detail - Cash

Cash	Starting Balance	Ending Balance	% of Account Assets
Cash	234.90	321.93	2%
Total Cash	234.90	321.93	2%
Total Cash		321.93	2%

Investment Detail - Equities

Equities	Quantity	Market Price	Market Value	% of Account Assets	Unrealized Gain or (Loss)	Estimated Yield	Estimated Annual Income
ADOBE INC	7.0000	416.48000	2,915.36	17%	(80.64)	N/A	N/A
SYMBOL: ADBE			2,996.00				
ADVANCED MICRO DEVIC	25.0000	101.86000	2,546.50	15%	(523.50)	N/A	N/A
SYMBOL: AMD			3,070.00				
APPLE INC	36.0000	148.84000	5,358.24	32%	(313.76)	0.61%	33.12
SYMBOL: AAPL			5,672.00				
BANK OF AMERICA CORP	62.0000	37.20000	2,306.40	14%	18.12	2.25%	52.08
SYMBOL: BAC			2,288.28				



Schwab One® International Account of
L LEE & M LEE TTEE
LIBERTY SUPERANNUATION FUND
 U/A DTD 01/11/1999

Account Number
2373-3133

Statement Period
May 1-31, 2022

Investment Detail - Equities (continued)

	Quantity	Market Price	Market Value	% of Account Assets	Unrealized Gain or (Loss)	Estimated Yield	Estimated Annual Income
Equities (continued)			<i>Cost Basis</i>				
PFIZER INC SYMBOL: PFE	65.0000	53.04000	3,447.60 3,505.45	20%	(57.85)	3.01%	104.00
							<i>Accrued Dividend: 26.00</i>
Total Equities	195.0000		16,574.10	98%	(957.63)		189.20
			Total Cost Basis:				17,531.73

Total Accrued Dividend for Equities: 26.00

Estimated Annual Income ("EAI") and Estimated Yield ("EY") calculations are for informational purposes only and are derived from information provided by outside parties. Schwab cannot guarantee the accuracy of such information. Since the interest and dividends are subject to change at any time, they should not be relied upon exclusively for making investment decisions. The actual income and yield might be lower or higher than the estimated amounts. EY is based upon EAI and the current price of the security and will fluctuate. For certain types of securities, the calculations could include a return of principal or capital gains in which case EAI and EY would be overstated. EY and EAI are not promptly updated to reflect when an issuer has missed a regular payment or announced changes to future payments, in which case EAI and EY will continue to display at a prior rate.

Total Investment Detail	16,896.03
Total Account Value	16,896.03
Total Cost Basis	17,531.73



Schwab One® International Account of
L LEE & M LEE TTEE
LIBERTY SUPERANNUATION FUND
 U/A DTD 01/11/1999

Account Number
2373-3133

Statement Period
May 1-31, 2022

Realized Gain or (Loss)

Short Term	Quantity/Par	Acquired/ Opened	Sold/ Closed	Total Proceeds	Cost Basis	Realized Gain or (Loss)
BANK OF AMERICA CORP: BAC	70.0000	04/13/22	04/28/22	2,575.99	2,697.80	(121.81)
Total Short Term				2,575.99	2,697.80	(121.81)
Total Realized Gain or (Loss)				2,575.99	2,697.80	(121.81)

Schwab has provided accurate realized gain and loss information wherever possible for most investments. Cost basis data may be incomplete or unavailable for some of your holdings. If all data for a given investment is not available, the investment will not be listed here.
 Option Customers: Realized gain/loss of underlying securities is adjusted to reflect the premiums of assigned or exercised options. Please consult IRS publication 550, Investment Income and Expenses, for additional information on Options.

Transaction Detail - Purchases & Sales

Equities Activity

Settle Date	Trade Dat	Transaction	Description	Quantity	Unit Price	Charges and Interest	Total Amount
05/02/22	04/28/22	Sold	BANK OF AMERICA CORP: BAC	(70.0000)	36.8000	0.01	2,575.99
			Includes Exchange Processing Fee \$0.01				
05/09/22	05/05/22	Bought	APPLE INC: AAPL	12.0000	156.0000	0.00	(1,872.00)
05/09/22	05/05/22	Bought	APPLE INC: AAPL	4.0000	156.0000	0.00	(624.00)
Total Equities Activity							79.99
Total Purchases & Sales							79.99



Schwab One® International Account of
 L LEE & M LEE TTEE
 LIBERTY SUPERANNUATION FUND
 U/A DTD 01/11/1999

Account Number
 2373-3133

Statement Period
 May 1-31, 2022

Transaction Detail - Deposits & Withdrawals

Transaction Process		Date	Date	Activity	Description	Location	Credit/(Debit)
		05/12/22	05/12/22	NRA Tax	APPLE INC		(1.24)
Total Deposits & Withdrawals							(1.24)

The total deposits activity for the statement period was \$0.00. The total withdrawals activity for the statement period was \$1.24.

Transaction Detail - Dividends & Interest (including Money Market Fund dividends reinvested)

Transaction Process		Date	Date	Activity	Description	Credit/(Debit)
		05/12/22	05/12/22	Qualified Dividend	APPLE INC: AAPL	8.28
Total Dividends & Interest						8.28
Total Transaction Detail						87.03

Pending Corporate Actions

Transaction	Quantity	Payable Date	Rate per Share	Share Distribution	Cash Distribution
PFIZER INC Qual Div	65.0000	06/10/22	0.4000		26.00
Total Pending Corporate Actions					26.00

Pending transactions are not included in account value.

Endnotes For Your Account

Symbol Endnote Legend

- d Accrued Income is the sum of the total accrued interest and/or accrued dividends on positions held in your brokerage account, but the income and/or dividends have not been received into your account and Schwab makes no representation that they will. Accrued amounts are not covered by SIPC account protection until actually received and held in the account.




Schwab One® International Account of
L LEE & M LEE TTEE
LIBERTY SUPERANNUATION FUND
 U/A DTD 01/11/1999

Account Number
2373-3133


Statement Period
June 1-30, 2022

Account Value as of 06/30/2022: \$ 14,459.27

Change in Account Value	This Period	Year to Date
Starting Value	\$ 16,896.03	\$ 17,507.34
Credits	39.02	47.30
Debits	(5.85)	(7.09)
Transfer of Securities (In/Out)	0.00	0.00
Income Reinvested	0.00	0.00
Change in Value of Investments	(2,469.93)	(3,088.28)
Ending Value on 06/30/2022	\$ 14,459.27	\$ 14,459.27
Total Change in Account Value	\$ (2,436.76)	\$ (3,048.07)
	(14.42)%	(17.41)%



Asset Composition	Market Value	% of Account Assets
Cash	\$ 339.52	2%
Equities	14,119.75	98%
Total Assets Long	\$ 14,459.27	
Total Account Value	\$ 14,459.27	100%





Schwab One® International Account of
L LEE & M LEE TTEE
LIBERTY SUPERANNUATION FUND
 U/A DTD 01/11/1999

Account Number
2373-3133

Statement Period
June 1-30, 2022

Gain or (Loss) Summary	Realized Gain or (Loss) This Period		Unrealized Gain or (Loss)
	Short Term	Long Term	
All Investments	\$(41.03)	\$0.00	\$(3,386.53)

Values may not reflect all of your gains/losses; Schwab has provided accurate gain and loss information wherever possible for most investments. Cost basis may be incomplete or unavailable for some of your holdings and may change or be adjusted in certain cases. Statement information should not be used for tax preparation, instead refer to official tax documents. For additional information refer to Terms and Conditions.

Income Summary	This Period		Year to Date	
	Federally Tax-Exempt	Federally Taxable	Federally Tax-Exempt	Federally Taxable
Cash Dividends	0.00	39.02	0.00	47.30
Total Income	0.00	39.02	0.00	47.30

Cash Transactions Summary	This Period	Year to Date
	Starting Cash*	\$ 321.93
Deposits and other Cash Credits	0.00	0.00
Investments Sold	3,464.42	19,705.54
Dividends and Interest	39.02	47.30
Withdrawals and other Debits	(5.85)	(7.09)
Investments Purchased	(3,480.00)	(36,913.57)
Fees and Charges	0.00	0.00
Total Cash Transaction Detail	17.59	(17,167.82)
Ending Cash*	\$ 339.52	\$ 339.52

*Cash (includes any cash debit balance) held in your account plus the value of any cash invested in a sweep money fund.



Schwab One® International Account of
L LEE & M LEE TTEE
LIBERTY SUPERANNUATION FUND
 U/A DTD 01/11/1999

Account Number
2373-3133

Statement Period
June 1-30, 2022

Investment Detail - Cash

Cash	Starting Balance	Ending Balance	% of Account Assets
Cash	321.93	339.52	2%
Total Cash	321.93	339.52	2%
Total Cash		339.52	2%

Investment Detail - Equities

Equities	Quantity	Market Price	Market Value <i>Cost Basis</i>	% of Account Assets	Unrealized Gain or (Loss)	Estimated Yield	Estimated Annual Income
ADOBE INC SYMBOL: ADBE	7.0000	366.06000	2,562.42 2,996.00	18%	(433.58)	N/A	N/A
ADVANCED MICRO DEVIC SYMBOL: AMD	25.0000	76.47000	1,911.75 3,070.00	13%	(1,158.25)	N/A	N/A
APPLE INC SYMBOL: AAPL	36.0000	136.72000	4,921.92 5,672.00	34%	(750.08)	0.67%	33.12
BANK OF AMERICA CORP SYMBOL: BAC	62.0000	31.13000	1,930.06 2,288.28	13%	(358.22)	2.69%	52.08
PAYPAL HOLDINGS INCORPOR SYMBOL: PYPL	40.0000	69.84000	2,793.60 3,480.00	19%	(686.40)	N/A	N/A
Total Equities	170.0000		14,119.75	98%	(3,386.53)		85.20
		Total Cost Basis:	17,506.28				



Schwab One® International Account of
L LEE & M LEE TTEE
LIBERTY SUPERANNUATION FUND
 U/A DTD 01/11/1999

Account Number
2373-3133

Statement Period
June 1-30, 2022

Investment Detail - Total

Estimated Annual Income ("EAI") and Estimated Yield ("EY") calculations are for informational purposes only and are derived from information provided by outside parties. Schwab cannot guarantee the accuracy of such information. Since the interest and dividends are subject to change at any time, they should not be relied upon exclusively for making investment decisions. The actual income and yield might be lower or higher than the estimated amounts. EY is based upon EAI and the current price of the security and will fluctuate. For certain types of securities, the calculations could include a return of principal or capital gains in which case EAI and EY would be overstated. EY and EAI are not promptly updated to reflect when an issuer has missed a regular payment or announced changes to future payments, in which case EAI and EY will continue to display at a prior rate.

Total Investment Detail	14,459.27
Total Account Value	14,459.27
Total Cost Basis	17,506.28

Realized Gain or (Loss)

Short Term	Quantity/Par	Acquired/ Opened	Sold/ Closed	Total Proceeds	Cost Basis	Realized Gain or (Loss)
PFIZER INC: PFE	1.0000	03/17/22	06/03/22	53.30	53.93	(0.63)
PFIZER INC: PFE	64.0000	03/17/22	06/03/22	3,411.12	3,451.52	(40.40)
Total Short Term				3,464.42	3,505.45	(41.03)
Total Realized Gain or (Loss)				3,464.42	3,505.45	(41.03)

Schwab has provided accurate realized gain and loss information wherever possible for most investments. Cost basis data may be incomplete or unavailable for some of your holdings. If all data for a given investment is not available, the investment will not be listed here.

Option Customers: Realized gain/loss of underlying securities is adjusted to reflect the premiums of assigned or exercised options. Please consult IRS publication 550, Investment Income and Expenses, for additional information on Options.