

**SELF MANAGED SUPER FUNDS**  
**COMPUTER FILE INDEX & JOURNALS**

CLIENT: S & P Velden Super Fund CODE: VELOG

YEAR: 2021

Superfund

<input checked="" type="checkbox"/>
<input type="checkbox"/>
<input type="checkbox"/>
<input type="checkbox"/>
<input type="checkbox"/>

Please tick

STS:	YES / <input checked="" type="radio"/> NO
GST:	YES / <input checked="" type="radio"/> NO
Please circle	

Prepared by: RC

Reviewed by: [Signature]

INDUSTRY: Investments

e.g fishing, advertising, road freight haulage - please be specific

Schedule Reference	INDEX	Tick If Applicable
A-1	TRIAL BALANCE	<input checked="" type="checkbox"/>
A-2	QUERIES / NOTES	<input type="checkbox"/>
A-3	Journal entries	<input checked="" type="checkbox"/>
B-1	PROFIT & LOSS	<input checked="" type="checkbox"/>
B-2	BALANCE SHEET	<input checked="" type="checkbox"/>
B-3	MEMBERS LOANS	<input checked="" type="checkbox"/>
C-1	TAXATION	<input checked="" type="checkbox"/>
D-1	CASH/TERM DEPOSITS	<input checked="" type="checkbox"/>
E-1	INVESTMENTS/SHARE PORTFOLIO	<input checked="" type="checkbox"/>
F-1	PROPERTY	<input type="checkbox"/>
G-1	OTHER ASSETS	<input checked="" type="checkbox"/>
H-1	LIABILITIES	<input type="checkbox"/>
J-1	TRUST DEED EXTRACTS	<input type="checkbox"/>
K-1	INVESTMENT STRATEGY	<input type="checkbox"/>
L-1	MINUTES	<input type="checkbox"/>
L-2	MINUTES	<input type="checkbox"/>
L-3	MINUTES	<input type="checkbox"/>
M-1	CONTRIBUTIONS	<input checked="" type="checkbox"/>
N-1	INTEREST RECEIVED	<input checked="" type="checkbox"/>
O-1	DIVIDENDS RECEIVED	<input checked="" type="checkbox"/>
P-1	RENT RECEIVED	<input type="checkbox"/>
Q-1	EXPENSES	<input checked="" type="checkbox"/>
	excel/office photocopy master	

**S & P VELDEN SUPERANNUATION FUND**  
**ABN 78 688 076 259**  
**Comparative Trial Balance as at 30 June 2021**

	2021	2021	2020	2020
	\$ Dr	\$ Cr	\$ Dr	\$ Cr
<b>Income</b>				
0567		9,742.37		6,859.61
0575		74.69		186.46
0600		3,017.85		24,025.09
0700				1,081.23
0716				
0716.01		25,025.27		24,742.78
0716.02		11,515.96		6,911.24
0970		38,944.75	37,572.85	
<b>Expenses</b>				
1510	6,788.00		1,763.00	
1515	6,315.89		4,413.84	
1535	990.00			
1545	351.90		382.00	
1685	55.00		54.00	
1755	6,264.80		5,205.31	
1760	5.55		203.95	
1830			3,798.66	
1930	259.00		259.00	
1998				
1998.01		811.26	673.94	
1998.02		62.82	37.56	
1998.03		268.48	264.24	
1998.04		188.12	193.74	
1999				
1999.01	3,753.79		3,711.42	
1999.02	1,727.39		1,036.68	
<b>Current Assets</b>				
2000	512.86		361.29	
2001	4,181.85		57,050.82	
2003	54,780.50		3,921.68	
2101	27,416.00		27,416.00	
2104	3,251.76		2,309.90	

The accompanying notes form part of these financial statements.

**S & P VELDEN SUPERANNUATION FUND**  
**ABN 78 688 076 259**  
**Comparative Trial Balance as at 30 June 2021**

	2021	2021	2020	2020
	\$ Dr	\$ Cr	\$ Dr	\$ Cr
<b>Non Current Assets</b>				
2520	Care portfolio investment	272,164.90	269,161.63	
2521	Change in M/V-Care Portfolio	38,060.95		1,991.75
2710	5oz Gold	11,724.15	12,832.10	
<b>Current Liabilities</b>				
3325	Taxation		3,050.79	15,638.16
<b>Equity</b>				
4000	Opening balance - Members fund			
4000.01	Opening balance - Members fund		216,686.81	208,719.42
4000.02	Opening balance - Members fund		16,780.10	71,633.71
4000.03	Opening balance - Members fund		71,712.07	81,834.16
4000.04	Opening balance - Members fund		50,244.53	
4050	Transfers from Accumulation			
4050.04	Transfers from Accumulation			60,000.00
4055	Transfers from other funds			
4055.02	Transfers from other funds		1,514.42	
4070	Transfers to other funds			
	Transfers to Transit to			
4070.02	Retirement		60,000.00	
4080	Benefits paid			
4080.03	Benefits paid	5,036.00	5,000.00	
4080.04	Benefits paid	6,000.00	6,000.00	
		449,640.29	449,640.29	503,623.61
			503,623.61	503,623.61
	<b>Net Profit</b>		<b>63,140.25</b>	<b>4,236.22</b>

The accompanying notes form part of these financial statements.

## JOURNAL ENTRY

 ENTITY S & P Velden Super Fund JOURNAL NO Page 1

 PERIOD COVERED FROM 01/07/2020\_TO\_30/06/2021 PERIOD NO 30 June 2021

Date	Account	Code	Dr	Cr	Client Code	Narration
30/06/2021	Change in NMV	970	1,107.95			Being decrease in value of gold bullion
	5oz Gold	2710		1,107.95		POSTED
30/06/2021	Supervisory levy	1930	259.00			Being levy charged by the ATO
	Taxation	3325		259.00		POSTED
30/06/2021	Care cash account	2003	7,700.80			Being distributions received from
	Dist'n Receivable	2104	941.86			portfolio
	Dist'n from trusts	567		8,642.66		POSTED
30/06/2021	Taxation	3325	1,099.71			Being franking credits & FTC received
	Dist'n from Trusts	567		1,099.71		on distributions
						POSTED
30/06/2021	Care Porfolio	2520	3,017.85			Being gross gain on sale of shares
	Profit on sale of assets	600		3,017.85		POSTED
30/06/2021	Admin Expenses	1515	1,915.89			Being ongoing portfolio fees
	Care cash account	2003		1,901.31		POSTED
	Care portfolio	2520		14.58		POSTED
30/06/2021	Change in MV - Care	2521	40,052.70			Being increase in portfolio value
	Change in NMV	970		40,052.70		POSTED
30/06/2021	Income Tax - cont'n	1999.01	3,753.79			Being income tax on contributions
	Income Tax - cont'n	1999.02	1,727.39			POSTED
	Taxation	3325		5,481.18		POSTED
30/06/2021	Income Tax - earnings	1998.01		811.26		Being income tax on earnings
	Income Tax - earnings	1998.02		62.82		POSTED
	Income Tax - earnings	1998.03		268.48		POSTED
	Income Tax - earnings	1998.04		188.12		POSTED
	Taxation	3325	1,330.68	4,150.50		POSTED

**S & P VELDEN SUPERANNUATION FUND**  
**ABN 78 688 076 259**  
**Detailed Operating Statement**  
**For the year ended 30 June 2021**

	Note	2021 \$	2020 \$
<b>Revenue</b>			
Employers contributions			
Employers contributions		^ 25,025 } MI	24,743
Employers contributions		^ 11,516 } MI	6,911
Distribution from trusts		^ 9,742 01	6,860
Interest received		75 MI	186
Profit on sale of assets		^ 3,018 E2	24,025
Changes in NMV - Investments		^ 38,945 E1	(37,573)
Rent Received			1,081
<b>Total revenue</b>		<u>88,321</u>	<u>26,234</u>
<b>Expenses</b>			
Accountancy		^ 6,788 Q1	1,763
Administration fees		^ 6,316 Q2	4,414
Audit fees		990 Q3	
Bank Fees And Charges		352 Q4	382
Filing Fees		55 Q5	54
Insurance		^ 6,265 Q6	5,205
Interest - Australia		6 Q7	204
Property expenses			3,799
Supervisory levy		259	259
<b>Total expenses</b>		<u>21,030</u>	<u>16,080</u>
<b>Benefits Accrued as a Result of Operations Before Income Tax</b>		<b>67,291</b>	<b>10,154</b>
Income tax expense	6	^ 4,150 E1	5,918
<b>Benefits Accrued as a Result of Operations</b>	7	<u><u>63,140</u></u>	<u><u>4,236</u></u>

The accompanying notes form part of these financial statements.

**S & P VELDEN SUPERANNUATION FUND**  
**ABN 78 688 076 259**  
**Detailed Statement of Financial Position as at 30 June 2021**

	2021 \$	2020 \$
<b>Investments</b>		
Care portfolio investment	272,165	269,162
Change in M/V-Care Portfolio	38,061	(1,992)
5oz Gold	11,724	12,832
<b>Total Investments</b>	<b>321,950</b>	<b>280,002</b>
<b>Other Assets</b>		
Westpac - 6531	513	361
Westpac - 6558	4,182	57,051
Care portfolio cash account	54,780	3,922
Sundry debtors	27,416	27,416
Distribution receivables	3,252	2,310
<b>Total other assets</b>	<b>90,143</b>	<b>91,060</b>
<b>Total assets</b>	<b>412,093</b>	<b>371,062</b>
<b>Liabilities</b>		
Taxation	3,051	15,638
<b>Total liabilities</b>	<b>3,051</b>	<b>15,638</b>
<b>Net Assets Available to Pay Benefits</b>	<b>409,042</b>	<b>355,424</b>
Represented by:		
<b>Liability for Accrued Members' Benefits</b>		
Allocated to members' accounts	409,042	355,424
	<b>409,042</b>	<b>355,424</b>

The accompanying notes form part of these financial statements.

## S &amp; P Velden Super Fund 2021

## Schedule of Member Balances

	DOB	Age at 01/07/2020	Opening Balance	%
Stephen Velden (Accumulation)	13/01/1958	62	\$ 216,686.81	60.97%
Pauline Velden (Accumulation)	24/06/1959	61	\$ 16,780.10	4.72%
Stephen Velden (TTR)			\$ 71,712.07	20.18%
Pauline Velden (TTR)			\$ 50,244.53	14.14%
			<u>\$ 355,423.51</u>	<u>100.00%</u>

	Stephen Velden	Pauline Velden
<b>Accumulation</b>		
Opening balance 1/7/20	\$ 216,686.81	\$ 16,780.10
Contributions	\$ 25,025.27	\$ 11,515.96
Rollovers	\$ -	\$ 1,514.42
Allocated Earnings	\$ 18,746.69	\$ 1,451.73
Income Tax on earnings	-\$ 2,942.53	-\$ 1,664.57
Closing Balance 30/6/21	<u>\$ 257,516.24</u>	<u>\$ 29,597.65</u>

<b>TTR</b>		
Opening balance 1/7/20	\$ 71,712.07	\$ 50,244.53
Allocated Earnings	\$ 6,204.18	\$ 4,346.91
Income Tax on earnings	\$ 268.48	\$ 188.12
Benefits Paid	-\$ 5,036.00	-\$ 6,000.00
Closing Balance 30/6/20	<u>\$ 73,148.73</u>	<u>\$ 48,779.56</u>

<b>Totals</b>	<u>\$ 330,664.97</u>	<u>\$ 78,377.21</u>	<u>\$ 409,042.18</u>
	\$ 1,436.66	-\$ 1,464.97	

	Taxable		TTR		
Stephen	18,746.69	60.97%	6,204.18	20.18%	24,950.87
Pauline	1,451.73	4.72%	4,346.91	14.14%	5,798.65
	<u>20,198.43</u>	65.69%	<u>10,551.09</u>	34.31%	<u>30,749.52</u>

Profit 30,749.52

	Tax			
Stephen	3753.79 -	811.26 -	268.48	2,674.05
Pauline	1727.39 -	62.82 -	188.12	1,476.44
	<u>5481.18 -</u>	<u>874.08 -</u>	<u>456.61</u>	<u>4,150.49</u>

Tax 4150.50  
-1330.68

Contributions Tax

Stephen	\$ 3,753.79
Pauline	<u>\$ 1,727.39</u>
	<u>\$ 5,481.18</u>



**S & P VELDEN SUPERANNUATION FUND**  
**ABN 78 688 076 259**  
**Member's Information Statement**  
**For the year ended 30 June 2021**

	2021	2020
	\$	\$
<hr/>		
<b>Stephen Velden - Accumulation</b>		
<b>Opening balance - Members fund</b>	216,686.81	208,719.42
<b>Allocated earnings</b>	18,746.69	(12,390.03)
<b>Employers contributions</b>	25,025.27	24,742.78
<b>Income tax expense - earnings</b>	811.26	(673.94)
<b>Income tax expense - contrib'n</b>	(3,753.79)	(3,711.42)
<b>Balance as at 30 June 2021</b>	257,516.24	216,686.81
<b>Withdrawal benefits at the beginning of the year</b>	216,686.81	208,719.42
<b>Withdrawal benefits at 30 June 2021</b>	257,516.24	216,686.81

**Withdrawal Benefit**

Your withdrawal benefit is the amount you are entitled to on resignation or retirement and represent the sum of:

- member contributions
  - superannuation guarantee contributions
  - award contributions
  - other employer contributions made on your behalf
- and earnings (after income tax) associated with the above contributions.

The preserved portion of your withdrawal benefit is the amount which cannot be paid out until you permanently retire from the workforce on or after age 55. The preservation age is to be increased from 55 to 60, on a phased in basis, by 2025.

**Contact Details**

If you require further information on your withdrawal benefit please contact Stephen Velden or write to The Trustee, S & P VELDEN SUPERANNUATION FUND.

**S & P VELDEN SUPERANNUATION FUND**  
**ABN 78 688 076 259**  
**Member's Information Statement**  
**For the year ended 30 June 2021**

	2021	2020
	\$	\$
<b>Pauline Velden - Accumulation</b>		
Opening balance - Members fund	16,780.10	71,633.71
Allocated earnings	1,451.74	(690.61)
Employers contributions	11,515.96	6,911.24
Income tax expense - earnings	62.82	(37.56)
Income tax expense - contrib'n	(1,727.39)	(1,036.68)
Transfers from other funds	1,514.42	
Transfers to Transit to Retirement		(60,000.00)
<b>Balance as at 30 June 2021</b>	<b>29,597.65</b>	<b>16,780.10</b>
Withdrawal benefits at the beginning of the year	16,780.10	71,633.71
Withdrawal benefits at 30 June 2021	29,597.65	16,780.10

**Withdrawal Benefit**

Your withdrawal benefit is the amount you are entitled to on resignation or retirement and represent the sum of:

- member contributions
- superannuation guarantee contributions
- award contributions
- other employer contributions made on your behalf and earnings (after income tax) associated with the above contributions.

The preserved portion of your withdrawal benefit is the amount which cannot be paid out until you permanently retire from the workforce on or after age 55. The preservation age is to be increased from 55 to 60, on a phased in basis, by 2025.

**Contact Details**

If you require further information on your withdrawal benefit please contact Stephen Velden or write to The Trustee, S & P VELDEN SUPERANNUATION FUND.

**S & P VELDEN SUPERANNUATION FUND**  
**ABN 78 688 076 259**  
**Member's Information Statement**  
**For the year ended 30 June 2021**

	2021	2020
	\$	\$
<hr/>		
<b>Stephen Velden - TTR</b>		
<b>Opening balance - Members fund</b>	71,712.07	81,834.16
<b>Allocated earnings</b>	6,204.18	(4,857.85)
<b>Income tax expense - earnings</b>	268.48	(264.24)
<b>Benefits paid</b>	<sup>P</sup> (5,036.00)	(5,000.00)
<b>Balance as at 30 June 2021</b>	<u>73,148.73</u>	<u>71,712.07</u>
<b>Withdrawal benefits at the beginning of the year</b>	71,712.07	81,834.16
<b>Withdrawal benefits at 30 June 2021</b>	73,148.73	71,712.07

**Withdrawal Benefit**

Your withdrawal benefit is the amount you are entitled to on resignation or retirement and represent the sum of:

- member contributions
- superannuation guarantee contributions
- award contributions
- other employer contributions made on your behalf and earnings (after income tax) associated with the above contributions.

The preserved portion of your withdrawal benefit is the amount which cannot be paid out until you permanently retire from the workforce on or after age 55. The preservation age is to be increased from 55 to 60, on a phased in basis, by 2025.

**Contact Details**

If you require further information on your withdrawal benefit please contact Stephen Velden or write to The Trustee, S & P VELDEN SUPERANNUATION FUND.

**S & P VELDEN SUPERANNUATION FUND**  
**ABN 78 688 076 259**  
**Member's Information Statement**  
**For the year ended 30 June 2021**

	2021	2020
	\$	\$
<b>Pauline Velden - TTR</b>		
Opening balance - Members fund	50,244.53	
Transfers from Accumulation		60,000.00
Allocated earnings	4,346.91	(3,561.73)
Income tax expense - earnings	188.12	(193.74)
Benefits paid	(6,000.00)	(6,000.00)
<b>Balance as at 30 June 2021</b>	<b>48,779.56</b>	<b>50,244.53</b>
Withdrawal benefits at the beginning of the year	50,244.53	
Withdrawal benefits at 30 June 2021	48,779.56	50,244.53

**Withdrawal Benefit**

Your withdrawal benefit is the amount you are entitled to on resignation or retirement and represent the sum of:

- member contributions
  - superannuation guarantee contributions
  - award contributions
  - other employer contributions made on your behalf
- and earnings (after income tax) associated with the above contributions.

The preserved portion of your withdrawal benefit is the amount which cannot be paid out until you permanently retire from the workforce on or after age 55. The preservation age is to be increased from 55 to 60, on a phased in basis, by 2025.

**Contact Details**

If you require further information on your withdrawal benefit please contact Stephen Velden or write to The Trustee, S & P VELDEN SUPERANNUATION FUND.

**S & P VELDEN SUPERANNUATION FUND**  
**ABN 78 688 076 259**  
**Member's Information Statement**  
**For the year ended 30 June 2021**

	2021	2020
	\$	\$
<b>Amounts Allocatable to Members</b>		
Yet to be allocated at the beginning of the year		
Benefits accrued as a result of operations as per the operating statement	63,140.25	4,236.22
Transfers from Accumulation		60,000.00
Transfers from other funds	1,514.42	
Transfers to Transit to Retirement		(60,000.00)
Benefits paid	(5,036.00)	(5,000.00)
Benefits paid	(6,000.00)	(6,000.00)
Amount allocatable to members	53,618.67	(6,763.78)
<b>Allocation to members</b>		
Stephen Velden - Accumulation	40,829.43	7,967.39
Pauline Velden - Accumulation	12,817.55	(54,853.61)
Stephen Velden - TTR	1,436.66	(10,122.09)
Pauline Velden - TTR	(1,464.97)	50,244.53
Total allocation	53,618.67	(6,763.78)
Yet to be allocated	53,618.67	(6,763.78)
<b>Members Balances</b>		
Stephen Velden - Accumulation	257,516.24	216,686.81
Pauline Velden - Accumulation	29,597.65	16,780.10
Stephen Velden - TTR	73,148.73	71,712.07
Pauline Velden - TTR	48,779.56	50,244.53
Allocated to members accounts	409,042.18	355,423.51
Yet to be allocated		
Liability for accrued members benefits	409,042.18	355,423.51

The accompanying notes form part of these financial statements.

Our reference: 7122236616311  
 Phone: 13 10 20  
 ABN: 78 688 076 259

THE TRUSTEE FOR S & P VELDEN  
 SUPERANNUATION FUND  
 LEVEL 1 51 YARRA ST  
 GEELONG VIC 3220

**Rollover benefits statement for unclaimed superannuation**

**Our details**

Name: Australian Taxation Office  
 ABN: 51 824 753 556

Member's details		Rollover payment details	
Original contribution reference number:	7026664407559	Member account number:	SMSF117454158508
Service period start date:	1 October 2015	Member client identifier:	
TFN:	626 966 635	Unique superannuation identifier:	not provided
Name:	MRS PAULINE H VELDEN	Tax free component:	\$677.48
Address:	33 BROOKLAND ST BECKENHAM WA 6107	Taxable component:	\$836.94
Date of birth:	24 June 1959	Taxed element	\$0.00
Sex:	Female	Untaxed element	\$1,514.42
		Preserved amount:	

Chris Jordan  
 Commissioner of Taxation



Your final super statement  
as at 12 May 2021

### Personal Details

Member Number	435541564	Current age	61
Date joined Fund	14 June 2019	Eligible Service Date	1 October 2015

### Account Summary

Description	Amount
Opening Balance at 1 July 2020	\$1,445.42
Withdrawals	-\$1,511.24
Interest applied	\$75.78
Administration Fees	-\$9.96
<b>Closing Balance as at 12 May 2021</b>	<b>\$0.00</b>

### Benefit Summary

Your Total Benefit at 12 May 2021 is:	\$1,511.24
Less PAYG Withholding Tax	\$0.00
<b>NET BENEFIT</b>	<b>\$1,511.24</b>
Preserved Benefit	\$1,511.24
Restricted Non-Preserved Benefit	\$0.00
Unrestricted Non-Preserved Benefit	\$0.00

### Investment Performance

The crediting rate is determined annually by the Trustee and an interim interest rate is set each month. As you have exited from the fund during the year, the **interim monthly** crediting rate has been applied to your account on a pro rata basis from 1 July up to and including the day of your exit from the fund.

<b>Investment</b>	<b>Crediting Rate as at 30 June 2020</b>
AUSfund Fund Earning Rate	6.10%

**S & P Velden Super Fund**

**Tax Reconciliation 2021**

		<b>2021</b>	
Profit (Loss) for the Year		67,291	Ref
<b>Less</b>			
Accounting Distribution	(9,742)		O-1
Tax Deferred	0		
Change in M/V Listed Investments	(38,945)		E-1/1
Capital Gains	<u>(3,018)</u>	<u>51,705</u>	E-2
		15,586	
<b>Add</b>			
Taxable Distributions	9,268		C-1/1
Taxable Capital Gains	<u>2,816</u>	<u>12,084</u>	C-1/1
<b>Profit for the Year</b>		<b>27,670</b>	
<b>Taxable Income</b>		<b>27,670</b>	
Tax at 15%		4,150.50	
Taxes Paid			
Foreign Tax Offsets	(195.27)		O-1
Franking Credits	<u>(904.44)</u>	<u>(1,099.71)</u>	O-1
Tax Payable / (Refundable)		3,050.79	
PAYG Instalment Sept 2020	- 2,603.00		C-2
PAYG Instalment Dec 2020	- 2,603.00		C-2
PAYG Instalment March 2021	- 2,603.00		C-2
PAYG Instalment June 2021	-	- 7,809	(Paid Mar 22)
Tax Shortfall/(Refund) I/S	<u>- 7,809.00</u>	<u>(4,758.21)</u>	

**Tax Liability B/S**

Opening Balance 2020		15,638.16	
		<u>15,638.16</u>	
2019 Income Tax Payment		(10,550.98)	C-3
2020 Income Tax Payment		(5,346.18)	C-3
ATO Levy		<u>259.00</u>	
		<u>-</u>	
Add Current Year Provision		4,150.50	
Less Instalment Paid			
Less Foreign Tax Offsets		(195.27)	
Less Franking Credits		(904.44)	
Balance		<u><u>3,050.79</u></u>	



### 01 Summary of Assessable Income and Deductions

Interest	Amount (\$)	Annual Return Reference
Gross Interest	59.33 ✓	11C
Dividends	Amount (\$)	Annual Return Reference
Franked Dividends	0.00	11K
Unfranked Dividends	0.00	11J
Franking Credits	0.00	11L
Trust Distributions	Amount (\$)	Annual Return Reference
Gross Trust Distributions	6,192.98 ✓	11M (i)
Foreign Income	Amount (\$)	Annual Return Reference
Gross Foreign Income	3,075.25 ✓	11D, 11D1 (A)
Australian Franking Credits from NZ companies	0.00	11E
Realised Gains/Losses	Amount (\$)	Annual Return Reference
Net Capital Gains	2,816.40 ✓	11A
Net current year capital loss	0.00	14V
Profits on disposal of Income Securities	0.00	11S (Code O)
Foreign Exchange Gains	0.00	11S (Code F)
Deductions	Amount (\$)	Annual Return Reference
Expenses	1,915.89 ✓	12H
LIC Capital Gain	0.00	12L1 (Code I)
Loss on disposal of Income Securities	0.00	12L1 (Code O)
Foreign Exchange Losses	0.00	12L1 (Code F)
Supplementary Totals	Amount (\$)	Annual Return Reference
ABN and TFN amounts withheld	0.00	13H3
Total Franking Credits claimable	904.44 ✓	13E1
Foreign Tax Offsets	195.27 ✓	13C1
Early Stage Tax Offsets	0.00	13D
Early Stage Venture Capital Limited Partnership Tax Offset	0.00	13D1
Early Stage Investor Tax Offset	0.00	13D3
Exploration Credits	0.00	13E4

= \$9268.23 ✓



Australian Government  
Australian Taxation Office

## PAYG Instalments report 2021

**Tax Agent** 74081009  
**Last Updated** 07/05/2022

<b>TFN</b>	<b>Client Name</b>	<b>Quarter 1 (\$)</b>	<b>Quarter 2 (\$)</b>	<b>Quarter 3 (\$)</b>	<b>Quarter 4 (\$)</b>	<b>Total Instalment (\$)</b>
924434746	THE TRUSTEE FOR S & P VELDEN SUPERANNUATION FUND	2,603.00	2,603.00	2,603.00	0.00	7,809.00 <sup>Λ</sup>

**Total No of Clients: 1**



Australian Government  
Australian Taxation Office

Agent D BAKER & ASSOCIATES PTY LTD  
Client THE TRUSTEE FOR S & P VELDEN  
SUPERANNUATION FUND  
ABN 78 688 076 259  
TFN 924 434 746

## Activity statement 001

Date generated	12/05/2022
Overdue	\$0.00
Not yet due	\$0.00
Balance	\$0.00

## Transactions

11 results found - from 12 May 2020 to 12 May 2022 sorted by processed date ordered newest to oldest

Processed date	Effective date	Description	Debit (DR)	Credit (CR)	Balance
3 May 2022	3 May 2022	General interest charge			\$0.00
1 May 2022	28 Apr 2022	Original Activity Statement for the period ending 31 Mar 22 - PAYG Instalments	\$1,286.00		\$0.00
29 Apr 2022	28 Apr 2022	Payment received		\$1,286.00	\$1,286.00 CR
21 Mar 2022	21 Mar 2022	General interest charge			\$0.00
21 Mar 2022	18 Mar 2022	Payment received		\$10,381.00	\$0.00
7 Mar 2022	28 Feb 2022	Original Activity Statement for the period ending 30 Sep 20 - PAYG Instalments	\$2,603.00 ✓		\$10,381.00 DR
7 Mar 2022	28 Feb 2022	Original Activity Statement for the period ending 31 Dec 20 - PAYG Instalments	\$2,603.00 ✓		\$7,778.00 DR
7 Mar 2022	28 Feb 2022	Original Activity Statement for the period ending 31 Mar 21 - PAYG Instalments	\$2,603.00 ✓		\$5,175.00 DR
7 Mar 2022	28 Feb 2022	Original Activity Statement for the period ending 30 Jun 21		\$0.00	\$2,572.00 DR

<b>Processed date</b>	<b>Effective date</b>	<b>Description</b>	<b>Debit (DR)</b>	<b>Credit (CR)</b>	<b>Balance</b>
7 Mar 2022	28 Feb 2022	Original Activity Statement for the period ending 30 Sep 21 - PAYG Instalments	\$1,286.00		\$2,572.00 DR
7 Mar 2022	28 Feb 2022	Original Activity Statement for the period ending 31 Dec 21 - PAYG Instalments	\$1,286.00		\$1,286.00 DR



Australian Government  
Australian Taxation Office

**Agent** D BAKER & ASSOCIATES PTY LTD  
**Client** THE TRUSTEE FOR S & P VELDEN  
SUPERANNUATION FUND  
**ABN** 78 688 076 259  
**TFN** 924 434 746

## Income tax 551

<b>Date generated</b>	12/05/2022
<b>Overdue</b>	\$0.00
<b>Not yet due</b>	\$0.00
<b>Balance</b>	\$0.00

## Transactions

7 results found - from 12 May 2020 to 12 May 2022 sorted by **processed date** ordered **newest to oldest**

Processed date	Effective date	Description	Debit (DR)	Credit (CR)	Balance
25 Jun 2021	25 Jun 2021	General interest charge			\$0.00
25 Jun 2021	24 Jun 2021	Payment received		\$5,346.18 $\wedge$	\$0.00
10 Jun 2021	15 Jun 2021	Tax return Self Man Superfund - Income Tax for the period from 01 Jul 19 to 30 Jun 20	\$5,346.18		\$5,346.18 DR
7 Aug 2020	7 Aug 2020	General interest charge			\$0.00
7 Aug 2020	6 Aug 2020	Payment received		\$10,550.98 $\wedge$	\$0.00
7 Aug 2020	1 Jul 2020	General interest charge			\$10,550.98 DR
4 Aug 2020	30 Jun 2020	Tax return Self Man Superfund - Income Tax for the period from 01 Jul 18 to 30 Jun 19	\$10,550.98		\$10,550.98 DR



**TRANSACTIONS**

Please check all entries on this statement and promptly inform Westpac of any possible error or unauthorised transaction

DATE	TRANSACTION DESCRIPTION	DEBIT	CREDIT	BALANCE
16/06/21	Withdrawal-Osko Payment 1168243 Pauline Velden (main acct) Pauline Pension Pauline Pension	5,000.00	4080.04	723.67
23/06/21	Deposit Online 2072258 Tfr Westpac Bus Various Bills		9,000.00	9,723.67
23/06/21	Withdrawal-Osko Payment 1079851 D. Baker & Associates Velden - Inv 028507	2,600.00	1510	7,123.67
23/06/21	Withdrawal-Osko Payment 1106119 D. Baker & Associates Velden - Inv 028671	190.00	1510	6,933.67
23/06/21	Withdrawal-Osko Payment 1143071 A.W. Boys S&p Velden Super Fund Audit Super Audit	495.00	1535	6,438.67
23/06/21	Withdrawal Online 4623055 Bpay Tax Office Ato Tax	5,346.18	3325	1,092.49
23/06/21	Payment By Authority To Tal Life Limited 1670139-B4893456	579.63	1755	512.86
<b>30/06/21</b>	<b>CLOSING BALANCE</b>			<b>512.86</b>

**CONVENIENCE AT YOUR FINGERTIPS**

Use Online, Mobile or Tablet Banking to pay bills, transfer funds, check your account balances and much more

**TRANSACTION FEE SUMMARY**

To reconcile your Transaction Fee Summary you may need to refer to transactions listed on your previous statement(s).

Fee(s) charged to account 036-067 41-6531

01 APR 2021

Total  
\$0.00

This account provides up to a total of 25 free transactions each calendar month. For further information refer to the terms and conditions document for your account.

03 MAY 2021

Total  
\$0.00

This account provides up to a total of 25 free transactions each calendar month. For further information refer to the terms and conditions document for your account.



Statement Period  
30 June 2020 - 30 September 2020

# Westpac Business One

Account Name  
**S & P VELDEN SUPER PTY LTD ATFT S  
& P VELDEN SUPERANNUATION FUND**



049

THE DIRECTORS  
33 BROOKLAND ST  
BECKENHAM WA 6107

Customer ID  
**3895 4037 S & P VELDEN SUPER PTY LTD**

BSB Account Number  
**036-067 416 531**

Opening Balance	+ \$361.29
Total Credits	+ \$18,698.98
Total Debits	- \$18,679.62
Closing Balance	+ \$380.65

## TRANSACTIONS

Please check all entries on this statement and promptly inform Westpac of any possible error or unauthorised transaction

DATE	TRANSACTION DESCRIPTION	DEBIT	CREDIT	BALANCE
30/06/20	STATEMENT OPENING BALANCE			<u>361.29 A</u>
01/07/20	Monthly Plan Fee	10.00 1545		351.29
23/07/20	Payment By Authority To Tal Life Limited 1670139-A7760431	480.95 1755		-129.66
24/07/20	Account Overdrawn Fee 23-July-2020	15.00 1545		-144.66
31/07/20	Interest	0.44 1760		-145.10
03/08/20	Monthly Plan Fee	10.00 1545		-155.10
06/08/20	Deposit Online 2859788 Tfr Westpac Bus D. Baker Inv027462		2,500.00 1001	2,344.90
06/08/20	Deposit Online 2874113 Tfr Westpac Bus		2,000.00 1001	4,344.90
06/08/20	Deposit Online 2892096 Tfr Westpac Bus Tax Payment		10,550.98 1001	14,895.88
06/08/20	Withdrawal-Osko Payment 1856878 A.W. Boys Audit 2019 Audit Superfund	495.00 1535		14,400.88
06/08/20	Withdrawal-Osko Payment 1882816 D. Baker & Associates Velden 027462 Velden 027462	2,500.00 1510		11,900.88
06/08/20	Withdrawal Online 1277581 Bpay Tax Office Ato - Tax Payment	10,550.98 3395		1,349.90
10/08/20	Deposit Online 2023453 Tfr Westpac Bus Steve - Pension		2,353.00 1001	3,702.90
10/08/20	Withdrawal-Osko Payment 1082125 Pauline Velden (main acct)	2,350.00 4020.03		1,352.90
24/08/20	Payment By Authority To Tal Life Limited 1670139-A8413349	480.95 1755		871.95



**TRANSACTIONS**

Please check all entries on this statement and promptly inform Westpac of any possible error or unauthorised transaction

DATE	TRANSACTION DESCRIPTION	DEBIT	CREDIT	BALANCE
31/08/20	Interest	0.35 1760		871.60
01/09/20	Monthly Plan Fee	10.00 1545		861.60
15/09/20	Deposit Online 2344002 Tfr Westpac Bus Steve Pension Fund		1,295.00 1001	2,156.60
15/09/20	Withdrawal-Osko Payment 1354084 Pauline Velden (main acct)	1,295.00 4080.03		861.60
23/09/20	Payment By Authority To Tal Life Limited 1670139-A9033553	480.95 1755		380.65
30/09/20	<b>CLOSING BALANCE</b>			<b>380.65</b>

**CONVENIENCE AT YOUR FINGERTIPS**

Use Online, Mobile or Tablet Banking to pay bills, transfer funds, check your account balances and much more

**TRANSACTION FEE SUMMARY**

To reconcile your Transaction Fee Summary you may need to refer to transactions listed on your previous statement(s).

Fee(s) charged to account 036-067 41-6531

01 JUL 2020

Total  
\$0.00

This account provides up to a total of 25 free transactions each calendar month. For further information refer to the terms and conditions document for your account.

03 AUG 2020

Total  
\$0.00

This account provides up to a total of 25 free transactions each calendar month. For further information refer to the terms and conditions document for your account.

01 SEP 2020

Total  
\$0.00

This account provides up to a total of 25 free transactions each calendar month. For further information refer to the terms and conditions document for your account.





Statement Period  
30 September 2020 - 31 December 2020

## Westpac Business One



THE DIRECTORS  
33 BROOKLAND ST  
BECKENHAM WA 6107

049

Account Name  
S & P VELDEN SUPER PTY LTD ATFT S  
& P VELDEN SUPERANNUATION FUND

Customer ID  
3895 4037 S & P VELDEN SUPER PTY  
LTD

BSB  
036-067 Account Number  
416 531

Opening Balance	+ \$380.65
Total Credits	+ \$12,991.00
Total Debits	- \$8,504.30
Closing Balance	+ \$4,867.35

### TRANSACTIONS

Please check all entries on this statement and promptly inform Westpac of any possible error or unauthorised transaction

DATE	TRANSACTION DESCRIPTION	DEBIT	CREDIT	BALANCE
30/09/20	STATEMENT OPENING BALANCE			380.65
01/10/20	Monthly Plan Fee	10.00 1545		370.65
12/10/20	Deposit Online 2383083 Tfr Westpac Bus Ron Brukwinski Tax		1,200.00 2001	1,570.65
12/10/20	Withdrawal-Osko Payment 1368645 Ron Brukwinski Ron Brukwinski /Tax Return	1,200.00 1510		370.65
23/10/20	Payment By Authority To Tal Life Limited 1670139-A9688425	480.95 1755		-110.30
26/10/20	Account Overdrawn Fee 23-October-2020	15.00 1545		-125.30
30/10/20	Interest	0.32 1760		-125.62
02/11/20	Monthly Plan Fee	10.00 1545		-135.62
16/11/20	Deposit Online 2331675 Tfr Westpac Bus		1,000.00 2001	864.38
23/11/20	Payment By Authority To Tal Life Limited 1670139-B0291179	480.95 1755		383.43
30/11/20	Deposit Online 2371866 Tfr Westpac Bus Steve Pension Acct		1,391.00 2001	1,774.43
30/11/20	Interest	0.88 1760		1,773.55
30/11/20	Withdrawal-Osko Payment 1387535 Pauline Velden (main acct) Steve Pension acct 28 Nov 2020	1,391.00 4020.03		382.55
01/12/20	Monthly Plan Fee	10.00 1545		372.55
21/12/20	Payment By Authority To Gps Planning Fee 262708278	4,400.00 1515		-4,027.45
22/12/20	Direct Debit Dishonoured 0342190		4,400.00 1515	372.55



**TRANSACTIONS**

Please check all entries on this statement and promptly inform Westpac of any possible error or unauthorised transaction

DATE	TRANSACTION DESCRIPTION	DEBIT	CREDIT	BALANCE
23/12/20	Deposit Online 2848004 Tfr Westpac Bus		5,000.00	5,372.55
23/12/20	Payment By Authority To Tal Life Limited 1670139-B0928975	480.95		4,891.60
31/12/20	Interest	2.35		4,889.25
31/12/20	Payment By Authority To Ezi Failpay 2112 263306601	21.90		4,867.35
31/12/20	<b>CLOSING BALANCE</b>			<b>4,867.35</b>

**CONVENIENCE AT YOUR FINGERTIPS**

Use Online, Mobile or Tablet Banking to pay bills, transfer funds, check your account balances and much more

**TRANSACTION FEE SUMMARY**

To reconcile your Transaction Fee Summary you may need to refer to transactions listed on your previous statement(s).

Fee(s) charged to account 036-067 41-6531

01 OCT 2020

Total  
\$0.00

This account provides up to a total of 25 free transactions each calendar month. For further information refer to the terms and conditions document for your account.

02 NOV 2020

Total  
\$0.00

This account provides up to a total of 25 free transactions each calendar month. For further information refer to the terms and conditions document for your account.

01 DEC 2020

Total  
\$0.00

This account provides up to a total of 25 free transactions each calendar month. For further information refer to the terms and conditions document for your account.



Statement Period  
31 December 2020 - 31 March 2021

## Westpac Business One

049  
THE DIRECTORS  
33 BROOKLAND ST  
BECKENHAM WA 6107

Account Name  
S & P VELDEN SUPER PTY LTD ATFT S  
& P VELDEN SUPERANNUATION FUND

Customer ID  
3895 4037 S & P VELDEN SUPER PTY  
LTD

BSB  
036-067 Account Number  
416 531

Opening Balance	+ \$4,867.35
Total Credits	+ \$2,000.78
Total Debits	- \$6,102.20
Closing Balance	+ \$765.93

### TRANSACTIONS

Please check all entries on this statement and promptly inform Westpac of any possible error or unauthorised transaction

DATE	TRANSACTION DESCRIPTION	DEBIT	CREDIT	BALANCE
31/12/20	STATEMENT OPENING BALANCE			4,867.35
04/01/21	Monthly Plan Fee	10.00 ISLS		4,857.35
07/01/21	Payment By Authority To Gps Planning Fee 266648409	4,400.00 ISLS		457.35
11/01/21	Deposit Int Refund Vdm 0008198 Sn-9411101		0.78 I760	458.13
25/01/21	Payment By Authority To Tal Life Limited 1670139-B1599061	480.95 I755		-22.82
27/01/21	Account Overdrawn Fee 25-January-2021	15.00 ISLS		-37.82
29/01/21	Interest	0.04 I760		-37.86
01/02/21	Monthly Plan Fee	10.00 ISLS		-47.86
23/02/21	Payment By Authority To Tal Life Limited 1670139-B2205008	579.63 I755		-627.49
24/02/21	Account Overdrawn Fee 23-February-2021	15.00 ISLS		-642.49
26/02/21	Interest	1.20 I760		-643.69
01/03/21	Deposit Online 2252240 Tfr Westpac Bus		2,000.00 2001	1,356.31
01/03/21	Monthly Plan Fee	10.00 ISLS		1,346.31
23/03/21	Payment By Authority To Tal Life Limited 1670139-B2800197	579.63 I755		766.68
31/03/21	Interest	0.75 I760		765.93
31/03/21	CLOSING BALANCE			765.93

### CONVENIENCE AT YOUR FINGERTIPS

Use Online, Mobile or Tablet Banking to pay bills, transfer funds, check your account balances and much more



Statement Period  
31 March 2021 - 30 June 2021

# Westpac Business One

Account Name  
S & P VELDEN SUPER PTY LTD ATFT S  
& P VELDEN SUPERANNUATION FUND

049  
THE DIRECTORS  
33 BROOKLAND ST  
BECKENHAM WA 6107

Customer ID  
3895 4037 S & P VELDEN SUPER PTY LTD

BSB  
036-067 Account Number  
416 531

Opening Balance	+ \$765.93
Total Credits	+ \$61,500.00
Total Debits	- \$61,753.07
Closing Balance	+ \$512.86

## TRANSACTIONS

Please check all entries on this statement and promptly inform Westpac of any possible error or unauthorised transaction

DATE	TRANSACTION DESCRIPTION	DEBIT	CREDIT	BALANCE
31/03/21	STATEMENT OPENING BALANCE			765.93
01/04/21	Monthly Plan Fee	10.00 1545		755.93
23/04/21	Payment By Authority To Tal Life Limited 1670139-B3456233	579.63 1755		176.30
26/04/21	Deposit Online 2597560 Tfr Westpac Bus		1,500.00 2001	1,676.30
26/04/21	Withdrawal-Osko Payment 1510515 D. Baker & Associates Velden - 028294	298.00 1510		1,378.30
26/04/21	Withdrawal Online 6631712 Bpay Asic Asic Invoice	55.00 1685		1,323.30
03/05/21	Monthly Plan Fee	10.00 1545		1,313.30
19/05/21	Deposit Online 2210850 Tfr Westpac Bus Paulines Pension		1,000.00 2001	2,313.30
19/05/21	Withdrawal-Osko Payment 1220855 Pauline Velden (main acct) Pauline Pension	1,000.00 4080.04		1,313.30
24/05/21	Payment By Authority To Tal Life Limited 1670139-B4286546	579.63 1755		733.67
26/05/21	Deposit Online 2110088 Tfr Westpac Bus T/F For Hub24		45,000.00 2001	45,733.67
26/05/21	Payment By Authority To Hub24 Custodial 541767275	45,000.00 2003		733.67
01/06/21	Monthly Plan Fee	10.00 1545		723.67
16/06/21	Deposit Online 2151830 Tfr Westpac Bus Paulines Pension		5,000.00 2001	5,723.67



## TRANSACTIONS

Please check all entries on this statement and promptly inform Westpac of any possible error or unauthorised transaction

DATE	TRANSACTION DESCRIPTION	DEBIT	CREDIT	BALANCE
26/05/21	Withdrawal Online 1110087 Tfr Westpac Bus T/F For Hub24	45,000.00 <del>2000</del>		12,033.85
31/05/21	Interest Paid		0.416515	12,034.26
02/06/21	Deposit Quicksuper Quickspr2976172508		1,277.58 <del>716.2</del>	13,311.84
16/06/21	Deposit Superchoice P/L Pc110621-154399350		2,077.93 <del>716.1</del>	15,389.77
16/06/21	Withdrawal Online 1151829 Tfr Westpac Bus	5,000.00 <del>2000</del>		10,389.77
17/06/21	Deposit CBA Tax refund - Pauline Unbekimed Super (Rollover)		1,514.42 <del>405.1</del>	11,904.19
18/06/21	Deposit Quicksuper Quickspr2987624904		1,277.58 <del>716.2</del>	13,181.77
23/06/21	Withdrawal Online 1072257 Tfr Westpac Bus	9,000.00 <del>2000</del>		4,181.77
30/06/21	Interest Paid		0.080515	4,181.85 <del>1</del>
12/07/21	Withdrawal Online 1160339 Tfr Westpac Bus Part Pension Steve	1,000.00		3,181.85
15/07/21	Safe Deposit Box Annual Fee - Inc Gst Auto Fee Charge 6000Sc6133	150.00		3,031.85
16/07/21	Deposit Superchoice P/L Pc160721-143892558		2,077.93	5,109.78
16/07/21	Deposit Quicksuper Quickspr3006945895		1,277.58	6,387.36
30/07/21	Interest Paid		0.04	6,387.40
03/08/21	Withdrawal Online 1842803 Tfr Westpac Bus	1,000.00		5,387.40
03/08/21	Withdrawal Online 1869255 Tfr Westpac Bus	4,000.00		1,387.40
16/08/21	Deposit Superchoice P/L Pc120821-143307938		2,077.93	3,465.33
31/08/21	Interest Paid		0.02	3,465.35
01/09/21	Deposit Quicksuper Quickspr3036839202		1,277.58	4,742.93
06/09/21	Withdrawal Online 1801061 Tfr Westpac Bus Pt Pension-Pauline	1,600.00		3,142.93
16/09/21	Deposit Superchoice P/L Pc150921-163741573		2,481.68	5,624.61
24/09/21	Deposit Quicksuper Quickspr3051800365		1,277.58	6,902.19
30/09/21	Interest Paid		0.03	6,902.22
30/09/21	<b>CLOSING BALANCE</b>			<b>6,902.22</b>

## CONVENIENCE AT YOUR FINGERTIPS

Use Online, Mobile or Tablet Banking to pay bills, transfer funds, check your account balances and much more



## TRANSACTIONS

Please check all entries on this statement and promptly inform Westpac of any possible error or unauthorised transaction

DATE	TRANSACTION DESCRIPTION	DEBIT	CREDIT	BALANCE
21/05/20	Deposit Nab Super Pay 76004184598000Cuck		2,064.16	54,952.95
29/05/20	Interest Paid		2.12	54,955.07
01/06/20	Deposit Quicksuper Quickspr2704352192		514.58	55,469.65
08/06/20	Withdrawal Online 1297749 Tfr Westpac Bus	1,000.00		54,469.65
19/06/20	Deposit Nab Super Pay 76004184598000Cyi6		2,064.16	56,533.81
29/06/20	Deposit Quicksuper Quickspr2722727979		514.58	57,048.39
30/06/20	Interest Paid		2.43	57,050.82
15/07/20	Safe Deposit Box Annual Fee - Inc Gst Auto			
	Fee Charge 6000Sc6133	150.00		56,900.82
23/07/20	Deposit Nab Super Pay 76004184598000D26O		2,064.16	58,964.98
24/07/20	CLOSING BALANCE			58,964.98

## CONVENIENCE AT YOUR FINGERTIPS

Use Online, Mobile or Tablet Banking to pay bills, transfer funds, check your account balances and much more

## TRANSACTION FEE SUMMARY

To reconcile your Transaction Fee Summary you may need to refer to transactions listed on your previous statement(s).

Fee(s) charged to account 036-067 41-6558

Transaction fee(s) period 01 MAR 2020 to 31 MAR 2020

Total \$0.00
-----------------

No transaction fee applies for electronic deposits and withdrawals and electronic telephone banking deposits and withdrawals. For further details refer to the Product Disclosure Statement document for your account.

Transaction fee(s) period 01 APR 2020 to 30 APR 2020

Total \$0.00
-----------------

No transaction fee applies for electronic deposits and withdrawals and electronic telephone banking deposits and withdrawals. For further details refer to the Product Disclosure Statement document for your account.



Statement Period  
24 July 2020 - 30 September 2020

**Westpac Business Cash Reserve**



THE DIRECTORS  
33 BROOKLAND ST  
BECKENHAM WA 6107

049

Account Name  
S & P VELDEN SUPER PTY LTD ATFT S  
& P VELDEN SUPERANNUATION FUND -  
A/C 2

Customer ID  
3895 4037 S & P VELDEN SUPER PTY  
LTD

BSB  
036-067 Account Number  
416 558

Opening Balance + \$58,964.98  
Total Credits + \$5,295.10  
Total Debits - \$18,698.98  
Closing Balance + \$45,561.10

**INTEREST RATES (PER ANNUM) ON CREDIT BALANCES**

Effective Date	\$0 to \$9999	Over \$9999 to \$19999	Over \$19999 to \$49999	Over \$49999 to \$99999
17 Mar 2020	0.01 %	0.05 %	0.05 %	0.05 %
Effective Date	Over \$99999 to \$499999	Over \$499999		
17 Mar 2020	0.05 %	0.05 %		

**Tax File Number/Australian Business Number Information:** Tax File Numbers or Australian Business Numbers are not held and Pay As You Go withholding tax may be deducted from interest.

**TRANSACTIONS**

Please check all entries on this statement and promptly inform Westpac of any possible error or unauthorised transaction

DATE	TRANSACTION DESCRIPTION	DEBIT	CREDIT	BALANCE
24/07/20	STATEMENT OPENING BALANCE			58,964.98
28/07/20	Deposit Quicksuper Quickspr2743246140		514.58	59,479.56
31/07/20	Interest Paid		2.44	59,482.00
06/08/20	Withdrawal Online 1859787 Tfr Westpac Bus	2,500.00		56,982.00
06/08/20	Withdrawal Online 1874112 Tfr Westpac Bus	2,000.00		54,982.00
06/08/20	Withdrawal Online 1892095 Tfr Westpac Bus			
	Tax Payment	10,550.98		44,431.02
10/08/20	Withdrawal Online 1023452 Tfr Westpac Bus			
	Steve - Pension	2,353.00		42,078.02



**TRANSACTIONS**

Please check all entries on this statement and promptly inform Westpac of any possible error or unauthorised transaction

DATE	TRANSACTION DESCRIPTION	DEBIT	CREDIT	BALANCE
31/08/20	Interest Paid		1.9405	42,079.96
04/09/20	Deposit Quicksuper Quickspr2770948194		514.5871	42,594.54
07/09/20	Deposit Superchoice P/L Pc040920-189690603		2,064.1671	44,658.70
15/09/20	Withdrawal Online 1344000 Tfr Westpac Bus	1,295.00		43,363.70
16/09/20	Deposit Superchoice P/L Pc140920-109475872		2,195.5871	45,559.28
30/09/20	Interest Paid		1.8205	45,561.10
30/09/20	<b>CLOSING BALANCE</b>			<b>45,561.10</b>

**CONVENIENCE AT YOUR FINGERTIPS**

Use Online, Mobile or Tablet Banking to pay bills, transfer funds, check your account balances and much more

**TRANSACTION FEE SUMMARY**

To reconcile your Transaction Fee Summary you may need to refer to transactions listed on your previous statement(s).

Fee(s) charged to account 036-067 41-6558  
 Transaction fee(s) period 01 JUL 2020 to 31 JUL 2020

Total \$0.00
-----------------

No transaction fee applies for electronic deposits and withdrawals and electronic telephone banking deposits and withdrawals. For further details refer to the Product Disclosure Statement document for your account.

Transaction fee(s) period 01 AUG 2020 to 31 AUG 2020

Total \$0.00
-----------------


No transaction fee applies for electronic deposits and withdrawals and electronic telephone banking deposits and withdrawals. For further details refer to the Product Disclosure Statement document for your account.





Statement Period  
30 September 2020 - 31 March 2021

**Westpac Business Cash Reserve**

 049  
THE DIRECTORS  
33 BROOKLAND ST  
BECKENHAM WA 6107

Account Name  
S & P VELDEN SUPER PTY LTD ATFT S  
& P VELDEN SUPERANNUATION FUND -  
A/C 2

Customer ID  
3895 4037 S & P VELDEN SUPER PTY  
LTD

BSB  
036-067 Account Number  
416 558

Opening Balance	+ \$45,561.10
Total Credits	+ \$17,852.29
Total Debits	- \$10,591.00
Closing Balance	+ \$52,822.39

**INTEREST RATES (PER ANNUM) ON CREDIT BALANCES**

Effective Date	\$0 to \$9999	Over \$9999 to \$19999	Over \$19999 to \$49999	Over \$49999 to \$99999
17 Mar 2020	0.01 %	0.05 %	0.05 %	0.05 %
22 Jan 2021	0.01 %	0.01 %	0.01 %	0.01 %

Effective Date	Over \$99999 to \$499999	Over \$499999
17 Mar 2020	0.05 %	0.05 %
22 Jan 2021	0.01 %	0.01 %

Tax File Number/Australian Business Number Information: Tax File Numbers or Australian Business Numbers are not held and Pay As You Go withholding tax may be deducted from interest.

**TRANSACTIONS**

Please check all entries on this statement and promptly inform Westpac of any possible error or unauthorised transaction

DATE	TRANSACTION DESCRIPTION	DEBIT	CREDIT	BALANCE
30/09/20	STATEMENT OPENING BALANCE			45,561.10
05/10/20	Deposit Quicksuper Quickspr2792148515		514.58716.2	46,075.68
12/10/20	Withdrawal Online 1383083 Tfr Westpac Bus	1,200.002000		44,875.68
16/10/20	Deposit Superchoice P/L Pc151020-197374823		2,077.93716.1	46,953.61
30/10/20	Interest Paid		1.890575	46,955.50
03/11/20	Deposit Quicksuper Quickspr2813456855		514.58716.2	47,470.08
16/11/20	Deposit Superchoice P/L Pc121120-162840374		2,077.93716.1	49,548.01

S002982 / M001359 / 091 / CN6CNC1PW



**TRANSACTIONS**

Please check all entries on this statement and promptly inform Westpac of any possible error or unauthorised transaction

DATE	TRANSACTION DESCRIPTION	DEBIT	CREDIT	BALANCE
16/11/20	Withdrawal Online 1331674 Tfr Westpac Bus	✓1,000.00 <del>2000</del>		48,548.01
30/11/20	Interest Paid		2.030515	48,550.04
30/11/20	Withdrawal Online 1371865 Tfr Westpac Bus	✓1,391.00 <del>3000</del>		47,159.04
16/12/20	Deposit Superchoice P/L Pc161220-186906424		2,077.93716-1	49,236.97
23/12/20	Withdrawal Online 1848003 Tfr Westpac Bus	✓5,000.00 <del>2000</del>		44,236.97
31/12/20	Interest Paid		1.990515	44,238.96
04/01/21	Deposit Quicksuper Quickspr2858334982		514.58716-2	44,753.54
04/01/21	Deposit Quicksuper Quickspr2858334983		1,277.58716-2	46,031.12
18/01/21	Deposit Superchoice P/L Pc140121-186498152		2,077.93716-1	48,109.05
29/01/21	Interest Paid		1.480515	48,110.53
02/02/21	Deposit Quicksuper Quickspr2880469880		1,277.58716-2	49,388.11
17/02/21	Deposit Superchoice P/L Pc150221-100693719		2,077.93716-1	51,466.04
26/02/21	Interest Paid		0.380515	51,466.42
01/03/21	Deposit Quicksuper Quickspr2901625336		1,277.58716-2	52,744.00
01/03/21	Withdrawal Online 1252240 Tfr Westpac Bus	✓2,000.00 <del>2000</del>		50,744.00
16/03/21	Deposit Superchoice P/L Pc120321-190675597		2,077.93716-1	52,821.93
31/03/21	Interest Paid		0.460515	52,822.39
31/03/21	<b>CLOSING BALANCE</b>			<b>52,822.39</b>

**CONVENIENCE AT YOUR FINGERTIPS**

Use Online, Mobile or Tablet Banking to pay bills, transfer funds, check your account balances and much more

**TRANSACTION FEE SUMMARY**

To reconcile your Transaction Fee Summary you may need to refer to transactions listed on your previous statement(s).

Fee(s) charged to account 036-067 41-6558  
Transaction fee(s) period 01 SEP 2020 to 30 SEP 2020

Total  
\$0.00

No transaction fee applies for electronic deposits and withdrawals and electronic telephone banking deposits and withdrawals. For further details refer to the Product Disclosure Statement document for your account.

Transaction fee(s) period 01 OCT 2020 to 31 OCT 2020

Total  
\$0.00

No transaction fee applies for electronic deposits and withdrawals and electronic telephone banking deposits and withdrawals. For further details refer to the Product Disclosure Statement document for your account.



Statement Period  
31 March 2021 - 30 September 2021

### Westpac Business Cash Reserve

THE DIRECTORS  
33 BROOKLAND ST  
BECKENHAM WA 6107

Account Name  
S & P VELDEN SUPER PTY LTD ATFT S  
& P VELDEN SUPERANNUATION FUND -  
A/C 2

Customer ID  
3895 4037 S & P VELDEN SUPER PTY LTD

BSB  
036-067 Account Number  
416 558

Opening Balance	+ \$52,822.39
Total Credits	+ \$23,329.83
Total Debits	- \$69,250.00
Closing Balance	+ \$6,902.22

### INTEREST RATES (PER ANNUM) ON CREDIT BALANCES

Effective Date	\$0 to \$9999	Over \$9999 to \$19999	Over \$19999 to \$49999	Over \$49999 to \$99999
22 Jan 2021	0.01 %	0.01 %	0.01 %	0.01 %
Effective Date	Over \$99999 to \$499999	Over \$499999		
22 Jan 2021	0.01 %	0.01 %		

Tax File Number/Australian Business Number Information: Tax File Numbers or Australian Business Numbers are not held and Pay As You Go withholding tax may be deducted from interest.

### TRANSACTIONS

Please check all entries on this statement and promptly inform Westpac of any possible error or unauthorised transaction

DATE	TRANSACTION DESCRIPTION	DEBIT	CREDIT	BALANCE
31/03/21	STATEMENT OPENING BALANCE			52,822.39
16/04/21	Deposit Superchoice P/L Pc140421-173542604		2,077.93	54,900.32
26/04/21	Withdrawal Online 1597559 Tfr Westpac Bus	✓ 1,500.00		53,400.32
30/04/21	Interest Paid		0.44	53,400.76
30/04/21	Deposit Quicksuper Quickspr2950387374		1,277.58	54,678.34
30/04/21	Deposit Quicksuper Quickspr2950387375		1,277.58	55,955.92
17/05/21	Deposit Superchoice P/L Pc130521-185284108		2,077.93	58,033.85
19/05/21	Withdrawal Online 1210850 Tfr Westpac Bus Paulines Pension	✓ 1,000.00		57,033.85

## 08 Supporting Information

### Cash Balance Summary Start of Period

	Actual cash balance (start of period)	Plus or minus adjustments unsettled cash	Cash valuation (start of period)
	(\$)	(\$)	(\$)
<b>Cash Account</b>			
Cash Account	3,921.68 <sup>A</sup>	0.00	3,921.68
	<b>3,921.68</b>	<b>0.00</b>	<b>3,921.68</b>
<b>Managed Portfolios</b>			
CARE Core Balanced Portfolio	1,805.20	2,101.53	3,906.73
	<b>1,805.20</b>	<b>2,101.53</b>	<b>3,906.73</b>
<b>Account Total</b>	<b>5,726.88</b>	<b>2,101.53</b>	<b>7,828.41</b>

### End of Period

	Actual cash balance (end of period)	Plus or minus adjustments unsettled cash	Cash valuation (end of period)
	(\$)	(\$)	(\$)
<b>Cash Account</b>			
Cash Account	54,780.50	0.00	54,780.50
	<b>54,780.50</b>	<b>0.00</b>	<b>54,780.50</b> <sup>A</sup>
<b>Managed Portfolios</b>			
CARE Core Balanced Portfolio	1,938.96	2,471.88	4,410.84
	<b>1,938.96</b>	<b>2,471.88</b>	<b>4,410.84</b>
<b>Account Total</b>	<b>56,719.46</b>	<b>2,471.88</b>	<b>59,191.34</b>

# Cash Transactions (including Managed Portfolio) Report



From 01/07/2020 to 30/06/2021

Account Name: S & P Velden Super Pty Ltd ATF S & P Velden Superannuation Fund (24015213 - Superfund (Corporate Trustee))

Adviser Name: Corne Wilbers at Prestige Portfolios Pty Ltd

Date	Transaction Type	Transaction Sub Type	Transaction Details	Managed Portfolio	Sub Managed Portfolio	Debit	Credit
03/07/2020	Expense	Licensee Fees	Licensee Fee Jun 2020 - GPS Wealth Ltd			\$16.76	
03/07/2020	Expense	Portfolio Service Fees	Portfolio Service Fees Jun 2020 - Hub24			\$82.91	
03/07/2020	Expense	Investment Management Fee	Investment Management Fee Jun 2020 - CARE Core Balanced Portfolio			\$59.22	
10/07/2020	Withdrawal	Withdrawal To Managed Portfolio	DJRE AUD EST 0.367273, DRP - Adjustment - payout to CARE Core Balanced Portfolio			\$12.39	
10/07/2020	Deposit	Deposit From Managed Portfolio	DJRE AUD EST 0.367273, DRP - payout from CARE Core Balanced Portfolio				\$95.49
10/07/2020	Deposit	Deposit From Managed Portfolio	WXHG AUD EST 0.959, DRP - payout from CARE Core Balanced Portfolio				\$550.47
10/07/2020	Deposit	Deposit From Managed Portfolio	WXHG AUD EST 0.959, DRP - Adjustment - payout from CARE Core Balanced Portfolio				\$11.60
10/07/2020	Withdrawal	Managed Portfolio Capital Withdrawal	WXHG AUD EST 0.959, DRP - Adjustment payout income	CARE Core Balanced Portfolio		\$11.60	
10/07/2020	Withdrawal	Managed Portfolio Capital Withdrawal	WXHG AUD EST 0.959, DRP payout income	CARE Core Balanced Portfolio		\$550.47	
10/07/2020	Deposit	Dividend	WXHG AUD EST 0.959, DRP - Adjustment income	CARE Core Balanced Portfolio			\$11.60
10/07/2020	Withdrawal	Managed Portfolio Capital Withdrawal	DJRE AUD EST 0.367273, DRP payout income	CARE Core Balanced Portfolio		\$95.49	
10/07/2020	Deposit	Dividend	WXHG AUD EST 0.959, DRP	CARE Core Balanced Portfolio			\$550.47
10/07/2020	Deposit	Managed Portfolio Capital Contribution	DJRE AUD EST 0.367273, DRP - Adjustment payout income	CARE Core Balanced Portfolio			\$12.39
10/07/2020	Deposit	Dividend	DJRE AUD EST 0.367273, DRP	CARE Core Balanced Portfolio			\$95.49
10/07/2020	Withdrawal	Dividend	DJRE AUD EST 0.367273, DRP - Adjustment	CARE Core Balanced Portfolio		\$12.39	

The information in this report is of a general nature only and does not take into account your personal objectives, financial situation or needs. Any amounts are reflective of your current investment positions only, and do not represent a guarantee of benefit as the positions may not include tax payable, fees or other deductions or credits. The actual amount payable will be determined at the time a payment is made. For superannuation members - the Government has placed restrictions (known as "Preservation" rules) on when superannuation benefits can be received - refer to the Product Disclosure Statement for more information. Whilst reasonable care has been taken in preparing the information provided, no responsibility will be taken for its accuracy nor for its use. In preparing this document, we have relied upon and assumed, without independent verification, the accuracy and completeness of all information supplied by or obtained from third parties. To the maximum extent permitted by law, neither we, nor our directors, employees or agents accept any liability for any loss arising in relation to this report.

Report executed: 12/05/2022 12:33:46 PM

# Cash Transactions (including Managed Portfolio) Report



From 01/07/2020 to 30/06/2021

Account Name: S & P Velden Super Pty Ltd ATF S & P Velden Superannuation Fund (24015213 - Superfund (Corporate Trustee))

Adviser Name: Corne Wilbers at Prestige Portfolios Pty Ltd

Date	Transaction Type	Transaction Sub Type	Transaction Details	Managed Portfolio	Sub Managed Portfolio	Debit	Credit
13/07/2020	Deposit	Deposit From Managed Portfolio	HOW0052AU Distribution Ex 30/06/2020 cpu:0.5856699967121000 - payout from CARE Core Balanced Portfolio				\$177.80
13/07/2020	Withdrawal	Managed Portfolio Capital Withdrawal	HOW0052AU Distribution Ex 30/06/2020 cpu:0.5856699967121000 payout income	CARE Core Balanced Portfolio		\$177.80	
13/07/2020	Deposit	Dividend	HOW0052AU Distribution Ex 30/06/2020 cpu:0.5856699967121000	CARE Core Balanced Portfolio			\$177.80
14/07/2020	Deposit	Deposit From Managed Portfolio	IEM AUD EST 0.30428152, DRP - payout from CARE Core Balanced Portfolio				\$27.08
14/07/2020	Deposit	Deposit From Managed Portfolio	IJR AUD EST 0.37775694, DRP - payout from CARE Core Balanced Portfolio				\$18.51
14/07/2020	Withdrawal	Managed Portfolio Capital Withdrawal	IJR AUD EST 0.37775694, DRP payout income	CARE Core Balanced Portfolio		\$18.51	
14/07/2020	Withdrawal	Managed Portfolio Capital Withdrawal	IEM AUD EST 0.30428152, DRP payout income	CARE Core Balanced Portfolio		\$27.08	
14/07/2020	Deposit	Dividend	IJR AUD EST 0.37775694, DRP	CARE Core Balanced Portfolio			\$18.51
14/07/2020	Deposit	Dividend	IEM AUD EST 0.30428152, DRP	CARE Core Balanced Portfolio			\$27.08
16/07/2020	Deposit	Deposit From Managed Portfolio	OMF0009AU Distribution Ex 30/06/2020 cpu:1.8964685974701000 - payout from CARE Core Balanced Portfolio				\$1,145.60
16/07/2020	Deposit	Deposit From Managed Portfolio	SMLL AUD EST 0.03798105, DRP - payout from CARE Core Balanced Portfolio				\$62.48
16/07/2020	Withdrawal	Withdrawal To Managed Portfolio	SMLL AUD EST 0.03798105, DRP - Adjustment - payout to CARE Core Balanced Portfolio			\$0.58	
16/07/2020	Deposit	Deposit From Managed Portfolio	VAS AUD EST 0.206023, DRP - payout from CARE Core Balanced Portfolio				\$233.84

The information in this report is of a general nature only and does not take into account your personal objectives, financial situation or needs. Any amounts are reflective of your current investment positions only, and do not represent a guarantee of benefit as the positions may not include tax payable, fees or other deductions or credits. The actual amount payable will be determined at the time a payment is made. For superannuation members - the Government has placed restrictions (known as "Preservation" rules) on when superannuation benefits can be received - refer to the Product Disclosure Statement for more information. Whilst reasonable care has been taken in preparing the information provided, no responsibility will be taken for its accuracy nor for its use. In preparing this document, we have relied upon and assumed, without independent verification, the accuracy and completeness of all information supplied by or obtained from third parties. To the maximum extent permitted by law, neither we, nor our directors, employees or agents, accept any liability for any loss arising in relation to this report.

Report executed: 12/05/2022 12:33:46 PM

# Cash Transactions (including Managed Portfolio) Report

From 01/07/2020 to 30/06/2021

Account Name: S & P Velden Super Pty Ltd ATF S & P Velden Superannuation Fund (24015213 - Superfund (Corporate Trustee))

Adviser Name: Corne Wilbers at Prestige Portfolios Pty Ltd

Date	Transaction Type	Transaction Sub Type	Transaction Details	Managed Portfolio	Sub Managed Portfolio	Debit	Credit
16/07/2020	Withdrawal	Managed Portfolio Capital Withdrawal	VAS AUD EST 0.206023, DRP payout income	CARE Core Balanced Portfolio		\$233.84	
16/07/2020	Deposit	Managed Portfolio Capital Contribution	SMILL AUD EST 0.03798105, DRP - Adjustment payout income	CARE Core Balanced Portfolio			\$0.58
16/07/2020	Deposit	Dividend	VAS AUD EST 0.206023, DRP	CARE Core Balanced Portfolio			\$233.84
16/07/2020	Withdrawal	Managed Portfolio Capital Withdrawal	SMILL AUD EST 0.03798105, DRP payout income	CARE Core Balanced Portfolio		\$62.48	
16/07/2020	Withdrawal	Dividend	SMILL AUD EST 0.03798105, DRP - Adjustment	CARE Core Balanced Portfolio		\$0.58	
16/07/2020	Withdrawal	Managed Portfolio Capital Withdrawal	OMF0009AU Distribution Ex 30/06/2020 cpu:1.8964685974701000 payout income	CARE Core Balanced Portfolio		\$1,145.60	
16/07/2020	Deposit	Dividend	SMILL AUD EST 0.03798105, DRP	CARE Core Balanced Portfolio			\$62.48
16/07/2020	Deposit	Dividend	OMF0009AU Distribution Ex 30/06/2020 cpu:1.8964685974701000	CARE Core Balanced Portfolio			\$1,145.60
17/07/2020	Deposit	Trade Movement	Sell 1 VAS	CARE Core Balanced Portfolio			\$76.20
17/07/2020	Withdrawal	Trade Movement	Buy OMF0009AU	CARE Core Balanced Portfolio		\$3,019.59	
21/07/2020	Deposit	Trade Movement	Sell 39 VAS	CARE Core Balanced Portfolio			\$2,972.13
22/07/2020	Withdrawal	Withdrawal To Managed Portfolio	VEU USD 0.2538, 15% WHT, EST\$A - Adjustment - payout to CARE Core Balanced Portfolio			\$1.71	
22/07/2020	Deposit	Deposit From Managed Portfolio	VEU USD 0.2538, 15% WHT, EST\$A - payout from CARE Core Balanced Portfolio				\$72.50
22/07/2020	Withdrawal	Managed Portfolio Capital Withdrawal	VEU USD 0.2538, 15% WHT, EST\$A payout income	CARE Core Balanced Portfolio		\$72.50	

The information in this report is of a general nature only and does not take into account your personal objectives, financial situation or needs. Any amounts are reflective of your current investment positions only, and do not represent a guarantee of benefit as the positions may not include tax payable, fees or other deductions or credits. The actual amount payable will be determined at the time a payment is made. For superannuation members - the Government has placed restrictions (known as "Preservation" rules) on when superannuation benefits can be received - refer to the Product Disclosure Statement for more information. Whilst reasonable care has been taken in preparing the information provided, no responsibility will be taken for its accuracy nor for its use. In preparing this document, we have relied upon and assumed, without independent verification, the accuracy and completeness of all information supplied by or obtained from third parties. To the maximum extent permitted by law, neither we, nor our directors, employees or agents accept any liability for any loss arising in relation to this report.

# Cash Transactions (including Managed Portfolio) Report



From 01/07/2020 to 30/06/2021

Account Name: S & P Velden Super Pty Ltd ATF S & P Velden Superannuation Fund (24015213 - Superfund (Corporate Trustee))

Adviser Name: Corne Wilbers at Prestige Portfolios Pty Ltd

Date	Transaction Type	Transaction Sub Type	Transaction Details	Managed Portfolio	Sub Managed Portfolio	Debit	Credit
22/07/2020	Deposit	Managed Portfolio Capital Contribution	VEU USD 0.2538, 15% WHT, EST\$A - Adjustment payout income	CARE Core Balanced Portfolio			\$1.71
22/07/2020	Deposit	Dividend	VEU USD 0.2538, 15% WHT, EST\$A	CARE Core Balanced Portfolio			\$72.50
22/07/2020	Expense	Transaction Fee	Buy OMF0009AU - Transaction Fee	CARE Core Balanced Portfolio		\$3.09	
22/07/2020	Withdrawal	Dividend	VEU USD 0.2538, 15% WHT, EST\$A - Adjustment	CARE Core Balanced Portfolio		\$1.71	
24/07/2020	Withdrawal	Withdrawal To Managed Portfolio	VTS USD 0.6999, 30% WHT, EST\$A - Adjustment - payout to CARE Core Balanced Portfolio			\$1.12	
24/07/2020	Deposit	Deposit From Managed Portfolio	VTS USD 0.6999, 30% WHT, EST\$A - payout from CARE Core Balanced Portfolio				\$59.67
24/07/2020	Withdrawal	Managed Portfolio Capital Withdrawal	VTS USD 0.6999, 30% WHT, EST\$A - payout income	CARE Core Balanced Portfolio		\$59.67	
24/07/2020	Withdrawal	Dividend	VTS USD 0.6999, 30% WHT, EST\$A - Adjustment	CARE Core Balanced Portfolio		\$1.12	
24/07/2020	Deposit	Managed Portfolio Capital Contribution	VTS USD 0.6999, 30% WHT, EST\$A - Adjustment payout income	CARE Core Balanced Portfolio			\$1.12
24/07/2020	Deposit	Dividend	VTS USD 0.6999, 30% WHT, EST\$A	CARE Core Balanced Portfolio			\$59.67
06/08/2020	Expense	Licensee Fees	Licensee Fee Jul 2020 - GPS Wealth Ltd			\$17.75	
06/08/2020	Expense	Portfolio Service Fees	Portfolio Service Fees Jul 2020 - Hub24			\$86.67	
06/08/2020	Expense	Investment Management Fee	Investment Management Fee Jul 2020 - CARE Core Balanced Portfolio			\$61.43	
10/08/2020	Deposit	Deposit From Managed Portfolio	OMF0009AU Distribution Ex 31/07/2020 cpu:0.2300000001357000 - payout from CARE Core Balanced Portfolio				\$145.54

The information in this report is of a general nature only and does not take into account your personal objectives, financial situation or needs. Any amounts are reflective of your current investment positions only, and do not represent a guarantee of benefit as the positions may not include tax payable, fees or other deductions or credits. The actual amount payable will be determined at the time a payment is made. For superannuation members - the Government has placed restrictions (known as "Preservation" rules) on when superannuation benefits can be received - refer to the Product Disclosure Statement for more information. Whilst reasonable care has been taken in preparing the information provided, no responsibility will be taken for its accuracy nor for its use. In preparing this document, we have relied upon and assumed, without independent verification, the accuracy and completeness of all information supplied by or obtained from third parties. To the maximum extent permitted by law, neither we, nor our directors, employees or agents accept any liability for any loss arising in relation to this report.

0-3/14



# Cash Transactions (including Managed Portfolio) Report



From 01/07/2020 to 30/06/2021

Account Name: S & P Velden Super Pty Ltd ATF S & P Velden Superannuation Fund (24015213 - Superfund (Corporate Trustee))

Adviser Name: Corne Wilbers at Prestige Portfolios Pty Ltd

Date	Transaction Type	Transaction Sub Type	Transaction Details	Managed Portfolio	Sub Managed Portfolio	Debit	Credit
10/08/2020	Withdrawal	Managed Portfolio Capital Withdrawal	OMF0009AU Distribution Ex 31/07/2020 cpu:0.2300000001357000 payout income	CARE Core Balanced Portfolio		\$145.54	
10/08/2020	Deposit	Dividend	OMF0009AU Distribution Ex 31/07/2020 cpu:0.2300000001357000	CARE Core Balanced Portfolio			\$145.54
03/09/2020	Expense	Licensee Fees	Licensee Fee Aug 2020 - GPS Wealth Ltd			\$18.07	
03/09/2020	Expense	Portfolio Service Fees	Portfolio Service Fees Aug 2020 - Hub24			\$87.31	
03/09/2020	Expense	Investment Management Fee	Investment Management Fee Aug 2020 - CARE Core Balanced Portfolio			\$62.00	
07/09/2020	Deposit	Deposit From Managed Portfolio	OMF0009AU Distribution Ex 31/08/2020 cpu:0.2399999987769000 - payout from CARE Core Balanced Portfolio				\$151.86
07/09/2020	Withdrawal	Managed Portfolio Capital Withdrawal	OMF0009AU Distribution Ex 31/08/2020 cpu:0.2399999987769000 payout income	CARE Core Balanced Portfolio		\$151.86	
07/09/2020	Deposit	Dividend	OMF0009AU Distribution Ex 31/08/2020 cpu:0.2399999987769000	CARE Core Balanced Portfolio			\$151.86
02/10/2020	Expense	Portfolio Service Fees	Expense Recovery 19/20			\$27.11	
05/10/2020	Expense	Licensee Fees	Licensee Fee Sep 2020 - GPS Wealth Ltd			\$17.28	
05/10/2020	Expense	Portfolio Service Fees	Portfolio Service Fees Sep 2020 - Hub24			\$84.09	
05/10/2020	Expense	Investment Management Fee	Investment Management Fee Sep 2020 - CARE Core Balanced Portfolio			\$59.68	
08/10/2020	Deposit	Deposit From Managed Portfolio	Interest Credited October 2020 - payout from CARE Core Balanced Portfolio				\$15.07
08/10/2020	Deposit	Deposit From Managed Portfolio	OMF0009AU Distribution Ex 30/09/2020 cpu:0.2400000018910000 - payout from CARE Core Balanced Portfolio				\$151.86

The information in this report is of a general nature only and does not take into account your personal objectives, financial situation or needs. Any amounts are reflective of your current investment positions only, and do not represent a guarantee of benefit as the positions may not include tax payable, fees or other deductions or credits. The actual amount payable will be determined at the time a payment is made. For superannuation members - the Government has placed restrictions (known as "Preservation" rules) on when superannuation benefits can be received - refer to the Product Disclosure Statement for more information. Whilst reasonable care has been taken in preparing the information provided, no responsibility will be taken for its accuracy nor for its use. In preparing this document, we have relied upon and assumed, without independent verification, the accuracy and completeness of all information supplied by or obtained from third parties. To the maximum extent permitted by law, neither we, nor our directors, employees or agents accept any liability for any loss arising in relation to this report.

Report executed: 12/05/2022 12:33:46 PM

0-3/5

# Cash Transactions (including Managed Portfolio) Report



From 01/07/2020 to 30/06/2021

Account Name: S & P Velden Super Pty Ltd ATF S & P Velden Superannuation Fund (24015213 - Superfund (Corporate Trustee))

Adviser Name: Corne Wilbers at Prestige Portfolios Pty Ltd

Date	Transaction Type	Transaction Sub Type	Transaction Details	Managed Portfolio	Sub Managed Portfolio	Debit	Credit
08/10/2020	Withdrawal	Managed Portfolio Capital Withdrawal	OMF0009AU Distribution Ex 30/09/2020 cpu:0.2400000018910000 payout income	CARE Core Balanced Portfolio		\$151.86	
08/10/2020	Withdrawal	Managed Portfolio Capital Withdrawal	Adj 432470731 Acc 24015213 Siv CARE Core Balanced Portfolio: HOW0052AU Rebate 30/6/2020 payout income	CARE Core Balanced Portfolio		\$15.07	
08/10/2020	Deposit	Dividend	OMF0009AU Distribution Ex 30/09/2020 cpu:0.2400000018910000	CARE Core Balanced Portfolio			\$151.86
08/10/2020	Income	Interest Credited	HOW0052AU Rebate 30/6/2020	CARE Core Balanced Portfolio			\$15.07
09/10/2020	Deposit	Deposit From Managed Portfolio	HOW0052AU Distribution Ex 30/09/2020 cpu:0.5273999955 - payout from CARE Core Balanced Portfolio				\$160.11
09/10/2020	Withdrawal	Managed Portfolio Capital Withdrawal	HOW0052AU Distribution Ex 30/09/2020 cpu:0.5273999955 payout income	CARE Core Balanced Portfolio		\$160.11	
09/10/2020	Deposit	Dividend	HOW0052AU Distribution Ex 30/09/2020 cpu:0.5273999955	CARE Core Balanced Portfolio			\$160.11
13/10/2020	Deposit	Deposit From Managed Portfolio	IJR AUD EST 0.33793782, DRP - payout from CARE Core Balanced Portfolio				\$16.56
13/10/2020	Withdrawal	Managed Portfolio Capital Withdrawal	IJR AUD EST 0.33793782, DRP payout income	CARE Core Balanced Portfolio		\$16.56	
13/10/2020	Deposit	Dividend	IJR AUD EST 0.33793782, DRP	CARE Core Balanced Portfolio			\$16.56
16/10/2020	Deposit	Deposit From Managed Portfolio	VAS AUD EST 0.569899, DRP - payout from CARE Core Balanced Portfolio				\$624.04
16/10/2020	Withdrawal	Withdrawal To Managed Portfolio	VAS AUD EST 0.569899, DRP - Adjustment - payout to CARE Core Balanced Portfolio			\$1.62	
16/10/2020	Deposit	Managed Portfolio Capital Contribution	VAS AUD EST 0.569899, DRP - Adjustment payout income	CARE Core Balanced Portfolio			\$1.62

The information in this report is of a general nature only and does not take into account your personal objectives, financial situation or needs. Any amounts are reflective of your current investment positions only, and do not represent a guarantee of benefit as the positions may not include tax payable, fees or other deductions or credits. The actual amount payable will be determined at the time a payment is made. For superannuation members - the Government has placed restrictions (known as "Preservation" rules) on when superannuation benefits can be received - refer to the Product Disclosure Statement for more information. Whilst reasonable care has been taken in preparing the information provided, no responsibility will be taken for its accuracy nor for its use. In preparing this document, we have relied upon and assumed, without independent verification, the accuracy and completeness of all information supplied by or obtained from third parties. To the maximum extent permitted by law, neither we, nor our directors, employees or agents accept any liability for any loss arising in relation to this report.

Report executed: 12/05/2022 12:33:46 PM

# Cash Transactions (including Managed Portfolio) Report



From 01/07/2020 to 30/06/2021

Account Name: S & P Velden Super Pty Ltd ATF S & P Velden Superannuation Fund (24015213 - Superfund (Corporate Trustee))

Adviser Name: Corne Wilbers at Prestige Portfolios Pty Ltd

Date	Transaction Type	Transaction Sub Type	Transaction Details	Managed Portfolio	Sub Managed Portfolio	Debit	Credit
16/10/2020	Withdrawal	Managed Portfolio Capital Withdrawal	VAS AUD EST 0.569899, DRP payout income	CARE Core Balanced Portfolio		\$624.04	
16/10/2020	Withdrawal	Dividend	VAS AUD EST 0.569899, DRP - Adjustment	CARE Core Balanced Portfolio		\$1.62	
16/10/2020	Deposit	Dividend	VAS AUD EST 0.569899, DRP	CARE Core Balanced Portfolio			\$624.04
20/10/2020	Deposit	Deposit From Managed Portfolio	VEU USD 0.3416, 30% WHT, EST\$A - Adjustment - payout from CARE Core Balanced Portfolio				\$1.16
20/10/2020	Deposit	Deposit From Managed Portfolio	VEU USD 0.3416, 30% WHT, EST\$A - payout from CARE Core Balanced Portfolio				\$91.99
20/10/2020	Withdrawal	Managed Portfolio Capital Withdrawal	VEU USD 0.3416, 30% WHT, EST\$A payout income	CARE Core Balanced Portfolio		\$91.99	
20/10/2020	Withdrawal	Managed Portfolio Capital Withdrawal	VEU USD 0.3416, 30% WHT, EST\$A - Adjustment payout income	CARE Core Balanced Portfolio		\$1.16	
20/10/2020	Deposit	Dividend	VEU USD 0.3416, 30% WHT, EST\$A	CARE Core Balanced Portfolio			\$91.99
20/10/2020	Deposit	Dividend	VEU USD 0.3416, 30% WHT, EST\$A - Adjustment	CARE Core Balanced Portfolio			\$1.16
26/10/2020	Deposit	Deposit From Managed Portfolio	VTS USD 0.6741, 30% WHT, EST\$A - payout from CARE Core Balanced Portfolio				\$55.89
26/10/2020	Withdrawal	Managed Portfolio Capital Withdrawal	VTS USD 0.6741, 30% WHT, EST\$A payout income	CARE Core Balanced Portfolio		\$55.89	
26/10/2020	Deposit	Dividend	VTS USD 0.6741, 30% WHT, EST\$A	CARE Core Balanced Portfolio			\$55.89
04/11/2020	Expense	Portfolio Service Fees	Portfolio Service Fees Oct 2020 - Hub24	CARE Core Balanced Portfolio		\$87.37	
04/11/2020	Expense	Investment Management Fee	Investment Management Fee Oct 2020 - CARE Core Balanced Portfolio			\$62.60	

The information in this report is of a general nature only and does not take into account your personal objectives, financial situation or needs. Any amounts are reflective of your current investment positions only, and do not represent a guarantee of benefit as the positions may not include tax payable, fees or other deductions or credits. The actual amount payable will be determined at the time a payment is made. For superannuation members - the Government has placed restrictions (known as "Preservation" rules) on when superannuation benefits can be received - refer to the Product Disclosure Statement for more information. Whilst reasonable care has been taken in preparing the information provided, no responsibility will be taken for its accuracy nor for its use. In preparing this document, we have relied upon and assumed, without independent verification, the accuracy and completeness of all information supplied by or obtained from third parties. To the maximum extent permitted by law, neither we, nor our directors, employees or agents accept any liability for any loss arising in relation to this report.

# Cash Transactions (including Managed Portfolio) Report



From 01/07/2020 to 30/06/2021

Account Name: S & P Velden Super Pty Ltd ATF S & P Velden Superannuation Fund (24015213 - Superfund (Corporate Trustee))

Adviser Name: Corne Wilbers at Prestige Portfolios Pty Ltd

Date	Transaction Type	Transaction Sub Type	Transaction Details	Managed Portfolio	Sub Managed Portfolio	Debit	Credit
09/11/2020	Deposit	Deposit From Managed Portfolio	OMF0009AU Distribution Ex 31/10/2020 cpu:0.2099999990975000 - payout from CARE Core Balanced Portfolio	CARE Core Balanced Portfolio			\$132.88
09/11/2020	Withdrawal	Managed Portfolio Capital Withdrawal	OMF0009AU Distribution Ex 31/10/2020 cpu:0.2099999990975000 payout income	CARE Core Balanced Portfolio		\$132.88	
09/11/2020	Deposit	Dividend	OMF0009AU Distribution Ex 31/10/2020 cpu:0.2099999990975000	CARE Core Balanced Portfolio			\$132.88
03/12/2020	Expense	Portfolio Service Fees	Portfolio Service Fees Nov 2020 - Hub24			\$85.19	
03/12/2020	Expense	Investment Management Fee	Investment Management Fee Nov 2020 - CARE Core Balanced Portfolio			\$62.10	
07/12/2020	Deposit	Deposit From Managed Portfolio	OMF0009AU Distribution Ex 30/11/2020 cpu:0.2700000017477000 - payout from CARE Core Balanced Portfolio	CARE Core Balanced Portfolio			\$170.85
07/12/2020	Withdrawal	Managed Portfolio Capital Withdrawal	OMF0009AU Distribution Ex 30/11/2020 cpu:0.2700000017477000 payout income	CARE Core Balanced Portfolio		\$170.85	
07/12/2020	Deposit	Dividend	OMF0009AU Distribution Ex 30/11/2020 cpu:0.2700000017477000	CARE Core Balanced Portfolio			\$170.85
16/12/2020	Withdrawal	Trade Movement	Buy 1 DJRE	CARE Core Balanced Portfolio		\$19.20	
16/12/2020	Deposit	Trade Movement	Sell 5 VAS	CARE Core Balanced Portfolio			\$426.88
16/12/2020	Withdrawal	Trade Movement	Buy HOW0052AU	CARE Core Balanced Portfolio		\$2,120.94	
16/12/2020	Withdrawal	Trade Movement	Buy OMF0009AU	CARE Core Balanced Portfolio		\$869.59	
18/12/2020	Expense	Transaction Fee	Buy HOW0052AU - Transaction Fee	CARE Core Balanced Portfolio		\$2.17	
18/12/2020	Deposit	Trade Movement	Sell 38 VAS	CARE Core Balanced Portfolio			\$3,244.28
18/12/2020	Withdrawal	Trade Movement	Buy 33 DJRE	CARE Core Balanced Portfolio		\$633.70	

The information in this report is of a general nature only and does not take into account your personal objectives, financial situation or needs. Any amounts are reflective of your current investment positions only, and do not represent a guarantee of benefit as the positions may not include tax payable, fees or other deductions or credits. The actual amount payable will be determined at the time a payment is made. For superannuation members - the Government has placed restrictions (known as "Preservation" rules) on when superannuation benefits can be received - refer to the Product Disclosure Statement for more information. Whilst reasonable care has been taken in preparing the information provided, no responsibility will be taken for its accuracy nor for its use. In preparing this document, we have relied upon and assumed, without independent verification, the accuracy and completeness of all information supplied by or obtained from third parties. To the maximum extent permitted by law, neither we, nor our directors, employees or agents accept any liability for any loss arising in relation to this report.

Report executed: 12/05/2022 12:33:46 PM

# Cash Transactions (including Managed Portfolio) Report



From 01/07/2020 to 30/06/2021

Account Name: S & P Velden Super Pty Ltd ATF S & P Velden Superannuation Fund (24015213 - Superfund (Corporate Trustee))

Adviser Name: Corne Wilbers at Prestige Portfolios Pty Ltd

Date	Transaction Type	Transaction Sub Type	Transaction Details	Managed Portfolio	Sub Managed Portfolio	Debit	Credit
22/12/2020	Expense	Transaction Fee	Buy OMF009AU - Transaction Fee	CARE Core Balanced Portfolio		\$0.89	
05/01/2021	Expense	Portfolio Service Fees	Portfolio Service Fees Dec 2020 - Hub24			\$88.89	
05/01/2021	Expense	Investment Management Fee	Investment Management Fee Dec 2020 - CARE Core Balanced Portfolio			\$65.87	
06/01/2021	Deposit	Deposit From Managed Portfolio	IJR AUD EST 0.26117173, DRP - payout from CARE Core Balanced Portfolio				\$12.80
06/01/2021	Deposit	Deposit From Managed Portfolio	IEM AUD EST 0.56322111, DRP - payout from CARE Core Balanced Portfolio				\$50.13
06/01/2021	Withdrawal	Withdrawal To Managed Portfolio	IEM AUD EST 0.56322111, DRP - Adjustment - payout to CARE Core Balanced Portfolio			\$0.03	
06/01/2021	Deposit	Managed Portfolio Capital Contribution	IEM AUD EST 0.56322111, DRP - Adjustment payout income	CARE Core Balanced Portfolio			\$0.03
06/01/2021	Withdrawal	Managed Portfolio Capital Withdrawal	IEM AUD EST 0.56322111, DRP payout income	CARE Core Balanced Portfolio		\$50.13	
06/01/2021	Withdrawal	Dividend	IEM AUD EST 0.56322111, DRP - Adjustment	CARE Core Balanced Portfolio		\$0.03	
06/01/2021	Withdrawal	Managed Portfolio Capital Withdrawal	IJR AUD EST 0.26117173, DRP payout income	CARE Core Balanced Portfolio		\$12.80	
06/01/2021	Deposit	Dividend	IEM AUD EST 0.56322111, DRP	CARE Core Balanced Portfolio			\$50.13
06/01/2021	Deposit	Dividend	IJR AUD EST 0.26117173, DRP	CARE Core Balanced Portfolio			\$12.80
11/01/2021	Deposit	Deposit From Managed Portfolio	OMF009AU Distribution Ex 31/12/2020 cpu:0.3500000033137000 - payout from CARE Core Balanced Portfolio				\$224.31
11/01/2021	Deposit	Deposit From Managed Portfolio	HOW0052AU Distribution Ex 31/12/2020 cpu:0.534319991456914 - payout from CARE Core Balanced Portfolio				\$171.52

The information in this report is of a general nature only and does not take into account your personal objectives, financial situation or needs. Any amounts are reflective of your current investment positions only, and do not represent a guarantee of benefit as the positions may not include tax payable, fees or other deductions or credits. The actual amount payable will be determined at the time a payment is made. For superannuation members - the Government has placed restrictions (known as "Preservation" rules) on when superannuation benefits can be received - refer to the Product Disclosure Statement for more information. Whilst reasonable care has been taken in preparing the information provided, no responsibility will be taken for its accuracy nor for its use. In preparing this document, we have relied upon and assumed, without independent verification, the accuracy and completeness of all information supplied by or obtained from third parties. To the maximum extent permitted by law, neither we, nor our directors, employees or agents, accept any liability for any loss arising in relation to this report.

# Cash Transactions (including Managed Portfolio) Report



From 01/07/2020 to 30/06/2021

Account Name: S & P Velden Super Pty Ltd ATF S & P Velden Superannuation Fund (24015213 - Superfund (Corporate Trustee))

Adviser Name: Corne Wilbers at Prestige Portfolios Pty Ltd

Date	Transaction Type	Transaction Sub Type	Transaction Details	Managed Portfolio	Sub Managed Portfolio	Debit	Credit
11/01/2021	Withdrawal	Managed Portfolio Capital Withdrawal	HOW0052AU Distribution Ex 31/12/2020 cpu:0.534319991456914 payout income	CARE Core Balanced Portfolio		\$171.52	
11/01/2021	Withdrawal	Managed Portfolio Capital Withdrawal	OMF0009AU Distribution Ex 31/12/2020 cpu:0.3500000033137000 payout income	CARE Core Balanced Portfolio		\$224.31	
11/01/2021	Deposit	Dividend	HOW0052AU Distribution Ex 31/12/2020 cpu:0.534319991456914	CARE Core Balanced Portfolio			\$171.52
11/01/2021	Deposit	Dividend	OMF0009AU Distribution Ex 31/12/2020 cpu:0.3500000033137000	CARE Core Balanced Portfolio			\$224.31
13/01/2021	Deposit	Deposit From Managed Portfolio	DJRE AUD EST 0.172636, DRP - payout from CARE Core Balanced Portfolio				\$50.75
13/01/2021	Withdrawal	Withdrawal To Managed Portfolio	DJRE AUD EST 0.172636, DRP - Reversal - payout to CARE Core Balanced Portfolio			\$0.42	
13/01/2021	Deposit	Managed Portfolio Capital Contribution	DJRE AUD EST 0.172636, DRP - Reversal payout income	CARE Core Balanced Portfolio			\$0.42
13/01/2021	Withdrawal	Managed Portfolio Capital Withdrawal	DJRE AUD EST 0.172636, DRP payout income	CARE Core Balanced Portfolio		\$50.75	
13/01/2021	Withdrawal	Dividend	DJRE AUD EST 0.172636, DRP - Reversal	CARE Core Balanced Portfolio		\$0.42	
13/01/2021	Deposit	Dividend	DJRE AUD EST 0.172636, DRP	CARE Core Balanced Portfolio			\$50.75
19/01/2021	Withdrawal	Withdrawal To Managed Portfolio	SMLL AUD EST 0.03506041, DRP - Adjustment - payout to CARE Core Balanced Portfolio			\$0.32	
19/01/2021	Deposit	Deposit From Managed Portfolio	SMLL AUD EST 0.03506041, DRP - payout from CARE Core Balanced Portfolio				\$57.67
19/01/2021	Deposit	Deposit From Managed Portfolio	VAS AUD EST 0.434171, DRP - payout from CARE Core Balanced Portfolio				\$456.75
19/01/2021	Withdrawal	Managed Portfolio Capital Withdrawal	VAS AUD EST 0.434171, DRP payout income	CARE Core Balanced Portfolio		\$456.75	

The information in this report is of a general nature only and does not take into account your personal objectives, financial situation or needs. Any amounts are reflective of your current investment positions only, and do not represent a guarantee of benefit as the positions may not include tax payable, fees or other deductions or credits. The actual amount payable will be determined at the time a payment is made. For superannuation members - the Government has placed restrictions (known as "Preservation" rules) on when superannuation benefits can be received - refer to the Product Disclosure Statement for more information. Whilst reasonable care has been taken in preparing the information provided, no responsibility will be taken for its accuracy nor for its use. In preparing this document, we have relied upon and assumed, without independent verification, the accuracy and completeness of all information supplied by or obtained from third parties. To the maximum extent permitted by law, neither we, nor our directors, employees or agents accept any liability for any loss arising in relation to this report.

Report executed:12/05/2022 12:33:46 PM

# Cash Transactions (including Managed Portfolio) Report



From 01/07/2020 to 30/06/2021

Account Name: S & P Velden Super Pty Ltd ATF S & P Velden Superannuation Fund (24015213 - Superfund (Corporate Trustee))

Adviser Name: Corne Wilbers at Prestige Portfolios Pty Ltd

Date	Transaction Type	Transaction Sub Type	Transaction Details	Managed Portfolio	Sub Managed Portfolio	Debit	Credit
19/01/2021	Withdrawal	Managed Portfolio Capital Withdrawal	SMML AUD EST 0.03506041, DRP payout income	CARE Core Balanced Portfolio		\$57.67	
19/01/2021	Deposit	Dividend	VAS AUD EST 0.434171, DRP	CARE Core Balanced Portfolio			\$456.75
19/01/2021	Deposit	Managed Portfolio Capital Contribution	SMML AUD EST 0.03506041, DRP - Adjustment payout income	CARE Core Balanced Portfolio			\$0.32
19/01/2021	Deposit	Dividend	SMML AUD EST 0.03506041, DRP	CARE Core Balanced Portfolio			\$57.67
19/01/2021	Withdrawal	Dividend	SMML AUD EST 0.03506041, DRP - Adjustment	CARE Core Balanced Portfolio		\$0.32	
22/01/2021	Deposit	Deposit From Managed Portfolio	VEU USD 0.4518, 30% WHT, EST\$A - payout from CARE Core Balanced Portfolio	CARE Core Balanced Portfolio		\$114.39	
22/01/2021	Withdrawal	Managed Portfolio Capital Withdrawal	VEU USD 0.4518, 30% WHT, EST\$A payout income	CARE Core Balanced Portfolio			\$114.39
22/01/2021	Deposit	Dividend	VEU USD 0.4518, 30% WHT, EST\$A	CARE Core Balanced Portfolio			\$114.39
28/01/2021	Deposit	Deposit From Managed Portfolio	VTS USD 0.7818, 30% WHT, EST\$A - payout from CARE Core Balanced Portfolio	CARE Core Balanced Portfolio			\$59.13
28/01/2021	Withdrawal	Managed Portfolio Capital Withdrawal	VTS USD 0.7818, 30% WHT, EST\$A payout income	CARE Core Balanced Portfolio		\$59.13	
28/01/2021	Deposit	Dividend	VTS USD 0.7818, 30% WHT, EST\$A	CARE Core Balanced Portfolio			\$59.13
03/02/2021	Expense	Portfolio Service Fees	Portfolio Service Fees Jan 2021 - Hub24			\$89.30	
03/02/2021	Expense	Investment Management Fee	Investment Management Fee Jan 2021 - CARE Core Balanced Portfolio			\$66.34	
05/02/2021	Deposit	Deposit From Managed Portfolio	OMF0009AU Distribution Ex 31/01/2021 cpu:0.420000045870000 - payout from CARE Core Balanced Portfolio				\$269.18

The information in this report is of a general nature only and does not take into account your personal objectives, financial situation or needs. Any amounts are reflective of your current investment positions only, and do not represent a guarantee of benefit as the positions may not include tax payable, fees or other deductions or credits. The actual amount payable will be determined at the time a payment is made. For superannuation members - the Government has placed restrictions (known as "Preservation" rules) on when superannuation benefits can be received - refer to the Product Disclosure Statement for more information. Whilst reasonable care has been taken in preparing the information provided, no responsibility will be taken for its accuracy nor for its use. In preparing this document, we have relied upon and assumed, without independent verification, the accuracy and completeness of all information supplied by or obtained from third parties. To the maximum extent permitted by law, neither we, nor our directors, employees or agents accept any liability for any loss arising in relation to this report.

Report executed: 12/05/2022 12:33:46 PM

# Cash Transactions (including Managed Portfolio) Report



From 01/07/2020 to 30/06/2021

Account Name: S & P Velden Super Pty Ltd ATF S & P Velden Superannuation Fund (24015213 - Superfund (Corporate Trustee))

Adviser Name: Corne Wilbers at Prestige Portfolios Pty Ltd

Date	Transaction Type	Transaction Sub Type	Transaction Details	Managed Portfolio	Sub Managed Portfolio	Debit	Credit
05/02/2021	Withdrawal	Managed Portfolio Capital Withdrawal	OMF0009AU Distribution Ex 31/01/2021 cpu:0.4200000045870000 payout income	CARE Core Balanced Portfolio		\$269.18	
05/02/2021	Deposit	Dividend	OMF0009AU Distribution Ex 31/01/2021 cpu:0.4200000045870000	CARE Core Balanced Portfolio			\$269.18
04/03/2021	Expense	Portfolio Service Fees	Portfolio Service Fees Feb 2021 - Hub24			\$81.16	
04/03/2021	Expense	Investment Management Fee	Investment Management Fee Feb 2021 - CARE Core Balanced Portfolio			\$60.59	
05/03/2021	Deposit	Deposit From Managed Portfolio	OMF0009AU Distribution Ex 28/02/2021 cpu:0.300000004562000 - payout from CARE Core Balanced Portfolio				\$192.27
05/03/2021	Deposit	Deposit From Managed Portfolio	Interest Credited March 2021 - payout from CARE Core Balanced Portfolio				\$14.41
05/03/2021	Withdrawal	Managed Portfolio Capital Withdrawal	Adj 500071661 Acc 24015213 SIV CARE Core Balanced Portfolio: HOW0052AU Rebate 31/12/2020 payout income	CARE Core Balanced Portfolio		\$14.41	
05/03/2021	Deposit	Dividend	OMF0009AU Distribution Ex 28/02/2021 cpu:0.300000004562000	CARE Core Balanced Portfolio			\$192.27
05/03/2021	Withdrawal	Managed Portfolio Capital Withdrawal	OMF0009AU Distribution Ex 28/02/2021 cpu:0.300000004562000 payout income	CARE Core Balanced Portfolio		\$192.27	
05/03/2021	Income	Interest Credited	HOW0052AU Rebate 31/12/2020	CARE Core Balanced Portfolio			\$14.41
08/04/2021	Expense	Portfolio Service Fees	Portfolio Service Fees Mar 2021 - Hub24			\$89.90	
08/04/2021	Expense	Investment Management Fee	Investment Management Fee Mar 2021 - CARE Core Balanced Portfolio			\$67.05	
09/04/2021	Deposit	Deposit From Managed Portfolio	OMF0009AU Distribution Ex 31/03/2021 cpu:0.2000000034580000 - payout from CARE Core Balanced Portfolio				\$128.18

The information in this report is of a general nature only and does not take into account your personal objectives, financial situation or needs. Any amounts are reflective of your current investment positions only, and do not represent a guarantee of benefit as the positions may not include tax payable, fees or other deductions or credits. The actual amount payable will be determined at the time a payment is made. For superannuation members - the Government has placed restrictions (known as "Preservation" rules) on when superannuation benefits can be received - refer to the Product Disclosure Statement for more information. Whilst reasonable care has been taken in preparing the information provided, no responsibility will be taken for its accuracy nor for its use. In preparing this document, we have relied upon and assumed, without independent verification, the accuracy and completeness of all information supplied by or obtained from third parties. To the maximum extent permitted by law, neither we, nor our directors, employees or agents accept any liability for any loss arising in relation to this report.



# Cash Transactions (including Managed Portfolio) Report



From 01/07/2020 to 30/06/2021

Account Name: S & P Velden Super Pty Ltd ATF S & P Velden Superannuation Fund (24015213 - Superfund (Corporate Trustee))

Adviser Name: Corne Wilbers at Prestige Portfolios Pty Ltd

Date	Transaction Type	Transaction Sub Type	Transaction Details	Managed Portfolio	Sub Managed Portfolio	Debit	Credit
09/04/2021	Withdrawal	Managed Portfolio Capital Withdrawal	OMF0009AU Distribution Ex 31/03/2021 cpu:0.2000000034580000 payout income	CARE Core Balanced Portfolio		\$128.18	
09/04/2021	Deposit	Dividend	OMF0009AU Distribution Ex 31/03/2021 cpu:0.2000000034580000	CARE Core Balanced Portfolio			\$128.18
15/04/2021	Deposit	Deposit From Managed Portfolio	IJR AUD EST 0.31040566, DRP - payout from CARE Core Balanced Portfolio				\$15.21
15/04/2021	Withdrawal	Withdrawal To Managed Portfolio	IJR AUD EST 0.31040566, DRP - Adjustment - payout to CARE Core Balanced Portfolio			\$0.03	
15/04/2021	Deposit	Deposit From Managed Portfolio	HOW0052AU Distribution Ex 31/03/2021 cpu:0.3327599967282060 - payout from CARE Core Balanced Portfolio				\$106.82
15/04/2021	Withdrawal	Managed Portfolio Capital Withdrawal	HOW0052AU Distribution Ex 31/03/2021 cpu:0.3327599967282060 payout income	CARE Core Balanced Portfolio		\$106.82	
15/04/2021	Deposit	Managed Portfolio Capital Contribution	IJR AUD EST 0.31040566, DRP - Adjustment payout income				\$0.03
15/04/2021	Deposit	Dividend	HOW0052AU Distribution Ex 31/03/2021 cpu:0.3327599967282060				\$106.82
15/04/2021	Withdrawal	Managed Portfolio Capital Withdrawal	IJR AUD EST 0.31040566, DRP payout income			\$15.21	
15/04/2021	Withdrawal	Dividend	IJR AUD EST 0.31040566, DRP - Adjustment			\$0.03	
15/04/2021	Deposit	Dividend	IAS AUD EST 0.77415, DRP - Adjustment - payout to CARE Core Balanced Portfolio				\$15.21
20/04/2021	Deposit	Deposit From Managed Portfolio	IAS AUD EST 0.77415, DRP - payout from CARE Core Balanced Portfolio				\$814.41

The information in this report is of a general nature only and does not take into account your personal objectives, financial situation or needs. Any amounts are reflective of your current investment positions only, and do not represent a guarantee of benefit as the positions may not include tax payable, fees or other deductions or credits. The actual amount payable will be determined at the time a payment is made. For superannuation members - the Government has placed restrictions (known as "Preservation" rules) on when superannuation benefits can be received - refer to the Product Disclosure Statement for more information. Whilst reasonable care has been taken in preparing the information provided, no responsibility will be taken for its accuracy nor for its use. In preparing this document, we have relied upon and assumed, without independent verification, the accuracy and completeness of all information supplied by or obtained from third parties. To the maximum extent permitted by law, neither we, nor our directors, employees or agents accept any liability for any loss arising in relation to this report.

# Cash Transactions (including Managed Portfolio) Report



From 01/07/2020 to 30/06/2021

Account Name: S & P Velden Superannuation Fund (24015213 - Superfund (Corporate Trustee))

Adviser Name: Corne Wilbers at Prestige Portfolios Pty Ltd

Date	Transaction Type	Transaction Sub Type	Transaction Details	Managed Portfolio	Sub Managed Portfolio	Debit	Credit
20/04/2021	Withdrawal	Managed Portfolio Capital Withdrawal	VAS AUD EST 0.77415, DRP payout income	CARE Core Balanced Portfolio		\$814.41	
20/04/2021	Deposit	Managed Portfolio Capital Contribution	VAS AUD EST 0.77415, DRP - Adjustment payout income	CARE Core Balanced Portfolio			\$4.41
20/04/2021	Deposit	Dividend	VAS AUD EST 0.77415, DRP	CARE Core Balanced Portfolio			\$814.41
20/04/2021	Withdrawal	Dividend	VAS AUD EST 0.77415, DRP - Adjustment	CARE Core Balanced Portfolio		\$4.41	
22/04/2021	Deposit	Deposit From Managed Portfolio	VEU USD 0.1642, 30% WHT - payout from CARE Core Balanced Portfolio	CARE Core Balanced Portfolio			\$41.39
22/04/2021	Withdrawal	Managed Portfolio Capital Withdrawal	VEU USD 0.1642, 30% WHT payout income	CARE Core Balanced Portfolio		\$41.39	
22/04/2021	Deposit	Dividend	VEU USD 0.1642, 30% WHT	CARE Core Balanced Portfolio			\$41.39
27/04/2021	Deposit	Deposit From Managed Portfolio	VTS USD 0.6716, 30% WHT - payout from CARE Core Balanced Portfolio	CARE Core Balanced Portfolio			\$50.89
27/04/2021	Withdrawal	Managed Portfolio Capital Withdrawal	VTS USD 0.6716, 30% WHT payout income	CARE Core Balanced Portfolio		\$50.89	
27/04/2021	Deposit	Dividend	VTS USD 0.6716, 30% WHT	CARE Core Balanced Portfolio			\$50.89
05/05/2021	Expense	Portfolio Service Fees	Portfolio Service Fees Apr 2021 - Hub24			\$87.75	
05/05/2021	Expense	Investment Management Fee	Investment Management Fee Apr 2021 - CARE Core Balanced Portfolio			\$66.34	
07/05/2021	Deposit	Deposit From Managed Portfolio	OMF0009AU Distribution Ex 30/04/2021 cpu:0.4500000020611000 - payout from CARE Core Balanced Portfolio	CARE Core Balanced Portfolio			\$288.40
07/05/2021	Withdrawal	Managed Portfolio Capital Withdrawal	OMF0009AU Distribution Ex 30/04/2021 cpu:0.4500000020611000 payout income	CARE Core Balanced Portfolio		\$288.40	
07/05/2021	Deposit	Dividend	OMF0009AU Distribution Ex 30/04/2021 cpu:0.4500000020611000	CARE Core Balanced Portfolio			\$288.40

The information in this report is of a general nature only and does not take into account your personal objectives, financial situation or needs. Any amounts are reflective of your current investment positions only, and do not represent a guarantee of benefit as the positions may not include tax payable, fees or other deductions or credits. The actual amount payable will be determined at the time a payment is made. For superannuation members - the Government has placed restrictions (known as "Preservation" rules) on when superannuation benefits can be received - refer to the Product Disclosure Statement for more information. Whilst reasonable care has been taken in preparing the information provided, no responsibility will be taken for its accuracy nor for its use. In preparing this document, we have relied upon and assumed, without independent verification, the accuracy and completeness of all information supplied by or obtained from third parties. To the maximum extent permitted by law, neither we, nor our directors, employees or agents, accept any liability for any loss arising in relation to this report.

Report executed:12/05/2022 12:33:46 PM

# Cash Transactions (including Managed Portfolio) Report



From 01/07/2020 to 30/06/2021

Account Name: S & P Velden Super Pty Ltd ATF S & P Velden Superannuation Fund (24015213 - Superfund (Corporate Trustee))

Adviser Name: Corne Wilbers at Prestige Portfolios Pty Ltd

Date	Transaction Type	Transaction Sub Type	Transaction Details	Managed Portfolio	Sub Managed Portfolio	Debit	Credit
26/05/2021	Deposit	Capital Movement	Cash Deposit - Direct Debit - Ad hoc				\$45,000.00
04/06/2021	Expense	Portfolio Service Fees	Portfolio Service Fees May 2021 - Hub24			\$91.83	
04/06/2021	Expense	Investment Management Fee	Investment Management Fee May 2021 - CARE Core Balanced Portfolio			\$68.75	
08/06/2021	Deposit	Deposit From Managed Portfolio	OMF0009AU Distribution Ex 31/05/2021 cpu:0.7200000029111000 - payout from CARE Core Balanced Portfolio				\$461.45
08/06/2021	Withdrawal	Managed Portfolio Capital Withdrawal	OMF0009AU Distribution Ex 31/05/2021 cpu:0.7200000029111000 payout income	CARE Core Balanced Portfolio		\$461.45	
08/06/2021	Deposit	Dividend	OMF0009AU Distribution Ex 31/05/2021 cpu:0.7200000029111000	CARE Core Balanced Portfolio			\$461.45
18/06/2021	Deposit	Trade Movement	Sell 1 IJR	CARE Core Balanced Portfolio			\$148.37
18/06/2021	Deposit	Trade Movement	Sell 6 VAS	CARE Core Balanced Portfolio			\$568.07
18/06/2021	Deposit	Trade Movement	Sell 1 VTS	CARE Core Balanced Portfolio			\$290.81
18/06/2021	Withdrawal	Trade Movement	Buy 1 DJRE	CARE Core Balanced Portfolio		\$22.76	
18/06/2021	Withdrawal	Trade Movement	Buy 1 SMLL	CARE Core Balanced Portfolio		\$4.23	
18/06/2021	Deposit	Trade Movement	Sell 1 WXHG	CARE Core Balanced Portfolio			\$28.79
18/06/2021	Withdrawal	Trade Movement	Buy OMF0009AU	CARE Core Balanced Portfolio		\$8,178.96	
22/06/2021	Deposit	Trade Movement	Sell 9 IJR	CARE Core Balanced Portfolio			\$1,335.39
22/06/2021	Deposit	Trade Movement	Sell 5 VTS	CARE Core Balanced Portfolio			\$1,454.06
22/06/2021	Deposit	Trade Movement	Sell 32 VAS	CARE Core Balanced Portfolio			\$3,029.75
22/06/2021	Deposit	Trade Movement	Sell 49 WXHG	CARE Core Balanced Portfolio			\$1,410.64

The information in this report is of a general nature only and does not take into account your personal objectives, financial situation or needs. Any amounts are reflective of your current investment positions only, and do not represent a guarantee of benefit as the positions may not include tax payable, fees or other deductions or credits. The actual amount payable will be determined at the time a payment is made. For superannuation members - the Government has placed restrictions (known as "Preservation" rules) on when superannuation benefits can be received - refer to the Product Disclosure Statement for more information. Whilst reasonable care has been taken in preparing the information provided, no responsibility will be taken for its accuracy nor for its use. In preparing this document, we have relied upon and assumed, without independent verification, the accuracy and completeness of all information supplied by or obtained from third parties. To the maximum extent permitted by law, neither we, nor our directors, employees or agents accept any liability for any loss arising in relation to this report.

# Cash Transactions (including Managed Portfolio) Report



From 01/07/2020 to 30/06/2021

Account Name: S & P Velden Super Pty Ltd ATF S & P Velden Superannuation Fund (24015213 - Superfund (Corporate Trustee))

Adviser Name: Corne Wilbers at Prestige Portfolios Pty Ltd

Date	Transaction Type	Transaction Sub Type	Transaction Details	Managed Portfolio	Sub Managed Portfolio	Debit	Credit
22/06/2021	Withdrawal	Trade Movement	Buy 5 SMILL	CARE Core Balanced Portfolio		\$21.17	
24/06/2021	Expense	Transaction Fee	Buy OMF0009AU - Transaction Fee	CARE Core Balanced Portfolio		\$8.38	
24/06/2021	Expense	Transaction Fee	Sell HOW0052AU - Transaction Fee	CARE Core Balanced Portfolio		\$0.05	
24/06/2021	Deposit	Trade Movement	Sell 43.93666 HOW0052AU	CARE Core Balanced Portfolio			\$53.11
29/06/2021	Deposit	Deposit From Managed Portfolio	Interest Credited June 2021 - payout from CARE Core Balanced Portfolio				\$14.65
29/06/2021	Deposit	Deposit From Managed Portfolio	Interest Credited June 2021 - payout from CARE Core Balanced Portfolio				\$15.20
29/06/2021	Withdrawal	Managed Portfolio Capital Withdrawal	Adj 558033115 Acc 24015213 Siv CARE Core Balanced Portfolio: HOW0052AU Rebate 31/3/2021 payout income	CARE Core Balanced Portfolio		\$15.20	
29/06/2021	Withdrawal	Managed Portfolio Capital Withdrawal	Adj 558000245 Acc 24015213 Siv CARE Core Balanced Portfolio: HOW0052AU Rebate 30/9/2020 payout income	CARE Core Balanced Portfolio		\$14.65	
29/06/2021	Income	Interest Credited	HOW0052AU Rebate 31/3/2021	CARE Core Balanced Portfolio			\$15.20
29/06/2021	Income	Interest Credited	HOW0052AU Rebate 30/9/2020	CARE Core Balanced Portfolio			\$14.65
<b>Total AUD</b>						<b>\$24,634.05</b>	<b>\$75,626.63</b>

**Notes :**

This report is not a bank statement but represents the cleared cash transactions that affect your holdings. This report shows cleared cash transactions and excludes uncleared funds, payables and receivables.

The information in this report is of a general nature only and does not take into account your personal objectives, financial situation or needs. Any amounts are reflective of your current investment positions only, and do not represent a guarantee of benefit as the positions may not include tax payable, fees or other deductions or credits. The actual amount payable will be determined at the time a payment is made. For superannuation members - the Government has placed restrictions (known as "Preservation" rules) on when superannuation benefits can be received - refer to the Product Disclosure Statement for more information. Whilst reasonable care has been taken in preparing the information provided, no responsibility will be taken for its accuracy nor for its use. In preparing this document, we have relied upon and assumed, without independent verification, the accuracy and completeness of all information supplied by or obtained from third parties. To the maximum extent permitted by law, neither we, nor our directors, employees or agents accept any liability for any loss arising in relation to this report.

## 08 Supporting Information

### Detailed Portfolio Valuation

Code	Security	Units	Last Price (\$)	Market Value as at 30/06/2021 (\$)	(%)
<b>CARE Core Balanced Portfolio</b>					
DJRE	SPDR DJ GLOBAL REIT ETF UNITS	295.000000	22.360000	6,596.20	2.13%
HOW0052AU	Kapstream Absolute Return Income Fund	32,055.946920	1.178100	37,765.11	12.17%
IEM	ISHS MSCI EMG MKTETF ETF UNITS	89.000000	73.820000	6,569.98	2.12%
UR	ISHARES SMALL-CAP ETF UNITS	39.000000	150.250000	5,859.75	1.89%
OMF0009AU	Realm High Income Fund - Wholesale Class	71,782.452000	1.054000	75,658.70	24.39%
SMLL	BETASMALLCOMPANIES TMF UNITS	1,651.000000	4.280000	7,066.28	2.28%
VAS	VNGD AUS SHARES ETF UNITS	1,014.000000	94.040000	95,356.56	30.74%
VEU	VNGD ALL-WORLD EX-US CDI 1:1	280.000000	84.790000	23,741.20	7.65%
VTS	VNGD US TOTAL MARKET CDI 1:1	78.000000	296.610000	23,135.58	7.46%
WXHG	SPDR WORLD EX OZ HDG ETF UNITS	524.000000	28.250000	14,803.00	4.77%
CASH	CASH	4,410.840000	1.000000	4,410.84	1.42%
				<b>300,963.21</b>	<b>97.02%</b>
<b>Australian Listed Securities</b>					
FBR	FBR LTD ORDINARY	231,566.000000	0.040000	9,262.64	2.99%
				<b>9,262.64</b>	<b>2.99%</b>
<b>Total</b>				<b>310,225.85</b>	<b>100.00%</b>

Cash		
Cash Account - cleared funds	(Note 1)	54,780.50
Cash Account - uncleared funds		0.00
Pending cash settlement	(Note 2)	0.00
Cash Reserved		0.00
<b>Total Portfolio Value</b>		<b>365,006.35</b>

Note 1: Cash Account - cleared funds includes the minimum cash balance requirement of your account.

Note 2: Pending Cash Settlements include any pending investment transactions buys or sells, deposits or payments, and any accrued dividend and distributions.

Note 3: Any amounts are reflective of current investment positions only, and do not represent a guarantee of benefit as the positions may not include tax payable, fees or other deductions or credits. The actual amount payable will be determined at the time a payment is made.

## S &amp; P Velden Super Fund

## Change in Movement Worksheet - 2021

	Care Portfolio	Gold Bullion	Totals
Opening balance	\$ 267,169.88	\$ 12,832.10	\$ 280,001.98
Capital Gain	\$ 3,017.85	\$ -	\$ 3,017.85
Transaction Costs	-\$ 14.58	\$ -	-\$ 14.58
	\$ 270,173.15	\$ 12,832.10	\$ -
Closing Balance	\$ 310,225.85	\$ 11,724.15	\$ 283,005.25
<b>Movement</b>	<b>\$ 40,052.70</b>	<b>-\$ 1,107.95</b>	<b>\$ 38,944.75</b>

WESTERN AUSTRALIA

OATHS, AFFIDAVITS AND STATUTORY DECLARATIONS ACT 2005

STATUTORY DECLARATION

I, ROBERT JAMES VOYSEY OF 29 WATER PLACE  
CONROCK VALE WA 6155 GENERAL MANAGER  
(Name, address and occupation of person making declaration)

sincerely declare as follows:


I have signed the 50g gold bar at Westpac Safety Deposit Vault.

This declaration is true and I know that it is an offence to make a declaration knowing that it is false in a material particular.

This declaration is made under the *Oaths, Affidavits and Statutory Declarations Act 2005*


at PERTH WESTERN AUSTRALIA (WESTPAC BUILDING 109 ST GEORGE'S TERRACE)

on 26<sup>th</sup> APRIL 2022

in the presence of  


(Signature of a proposed witness)  
Erin Richard

(Name of a proposed witness and qualification as such a witness)

by   
(Signature of person making the declaration)





## The Perth Mint's historical metal prices

We use the Australian dollar metal prices in the table below to value our precious metal assets and liabilities in our annual report.

Australian investors may find these suitable for valuing their precious metal holdings for tax or other reporting purposes. Investors in countries with other financial year ends can download the historical data below to find the appropriate prices.

[Check latest gold prices](#)

## End of financial year metal prices (AUD)



DATE	PMGOLD (ASX)	GOLD	SILVER	PLATINUM
<u>30/06/2021</u>	23.40	<u>2,344.83</u> 502.5 \$11704.15	34.37	1,405.99
30/06/2020	25.77	2566.42	25.88	1174.68
30/06/2019	20.23	2012.39	21.67	1161.98
30/06/2018	16.95	1690.50	21.67	1143.63
30/06/2017	16.12	1615.72	21.42	1199.19
30/06/2016	17.74	1773.53	24.65	1341.48
30/06/2015	15.34	1534.09	20.49	1409.89

Gold, silver and platinum prices 2010-14 (AUD)

Gold, silver and platinum prices 2005-09 (AUD)

Gold, silver and platinum prices 2000-04 (AUD)

# Historical gold, silver and platinum prices in AUD, USD and JPY

## 06 Gain/Loss Schedule

### Realised Capital Gains/Losses Summary

	Trust Distributions (Note 2)	Realised Assets	Total Capital Gains (gross) (Note 3)	Losses Applied	Discount (Note 4)	Net Capital Gains (Note 5)
Capital Gains - Other (Note 1)	246.45	0.00	246.45	0.42		246.03
Capital Gains - Index	0.00	0.00	0.00	0.00		0.00
Capital Gains - eligible for Discount	837.29	3,018.27	3,855.56	0.00	1,285.19 A	2,570.37
<b>Total</b>	<b>1,083.74 A</b>	<b>3,018.27 A</b>	<b>4,102.01 A</b>	<b>(0.42) A</b>	<b>1,285.19</b>	<b>2,816.40</b>
Total capital losses during the period	0.42		(Acc)		(33,370)	(Tax)
Capital losses to carry forward	0.00					

### Realised Profits/Losses - Income Securities Summary

	Total
Profit on Disposal	0.00
Losses on Disposal	0.00
<b>Net Profits / (Losses)</b>	<b>0.00</b>

### Realised Gains/Losses - Foreign Exchange Summary

	Total
Foreign Exchange Gains	0.00
Foreign Exchange Losses	0.00
<b>Net Gains / (Losses)</b>	<b>0.00</b>

Note 1: These are capital gains not eligible for the Capital Gains Tax (CGT) Discount due to the asset being held less than 12 months.

Note 2: Details of capital gains arising from Trust Distributions are found in 04 Distributions Schedule. The total sum of "Capital Gains Other (TARP)" and "Capital Gains Other (NTARP)" is the amount shown under the "Capital Gains - Other" row. The total sum of "Capital Gains Index (TARP)" and "Capital Gains Index (NTARP)" is the amount shown under the "Capital Gains - Index" row. The "Capital gains - eligible for discount" row shows the sum of "Capital Gains Discount (TARP)" and "Capital Gains Discount (NTARP)" grossed up by the discount (as advised by the trust manager in the case of AMIT funds). Any Foreign Tax Offset (capital gains) are also included.

Note 3: The "Total capital gains (gross)" is the total assessable (grossed up) Capital Gain being the undiscounted gain to which the Capital Gains Tax (CGT) discount appropriate for each entity type should be applied.

Note 4: The CGT Discount is 50% for individuals and trusts, 0% for companies and 33 1/3% for Self Managed Super Funds (SMSF's), and is applied to the "Total Capital Gains (gross)" net of any "Losses applied".

Note 5: Net Capital Gains are the Total Capital Gains (gross) net of any "Losses applied" and the CGT "Discount", and form part of assessable income.

## 06 Gain/Loss Schedule

## Realised Capital Gains/Losses

Security	Sale Date	Tax Date (Note 2)	Units	Net Proceeds (\$)	Cost Base (Note 1) (\$)	Indexed Cost Base (Note 1) (\$)	Reduced Cost Base (Note 1) (\$)	Gross Gain - Discounted (Note 3) (\$)	Gross Gain - Other (Note 4) (\$)	Total Gain (Note 5) (\$)	Losses (\$)
<i>Equity (Long)</i>											
IIR	18/06/2021	13/06/2018	1.000000	148.37	113.33	0.00	113.33	35.04	0.00	35.04	0.00
IIR	18/06/2021	13/06/2018	9.000000	1,335.39	1,020.00	0.00	1,020.00	315.39	0.00	315.39	0.00
<b>Subtotal for IIR - ISHARES SMALL-CAP ETF UNITS</b>			<b>10.000000</b>	<b>1,483.76</b>	<b>1,133.33</b>	<b>0.00</b>	<b>1,133.33</b>	<b>350.43</b>	<b>0.00</b>	<b>350.43</b>	<b>0.00</b>
VAS	17/07/2020	18/01/2019	1.000000	76.20	74.64	0.00	74.64	1.56	0.00	1.56	0.00
VAS	17/07/2020	18/01/2019	39.000000	2,972.13	2,910.81	0.00	2,910.81	61.32	0.00	61.32	0.00
VAS	16/12/2020	18/01/2019	6.000000	512.25	447.82	0.00	447.82	64.43	0.00	64.43	0.00
VAS	16/12/2020	18/01/2019	4.000000	341.50	298.54	0.00	298.54	42.96	0.00	42.96	0.00
VAS	16/12/2020	11/12/2018	9.000000	768.38	639.85	0.00	639.85	128.53	0.00	128.53	0.00
VAS	16/12/2020	10/06/2016	19.000000	1,622.14	1,288.05	0.00	1,288.05	334.09	0.00	334.09	0.00
VAS	16/12/2020	10/06/2016	5.000000	426.88	338.96	0.00	338.96	87.92	0.00	87.92	0.00
VAS	18/06/2021	10/06/2016	32.000000	3,029.75	2,168.60	0.00	2,168.60	861.15	0.00	861.15	0.00
VAS	18/06/2021	10/06/2016	6.000000	568.07	406.61	0.00	406.61	161.46	0.00	161.46	0.00
<b>Subtotal for VAS - VNGD AUS SHARES ETF UNITS</b>			<b>121.000000</b>	<b>10,317.30</b>	<b>8,573.88</b>	<b>0.00</b>	<b>8,573.88</b>	<b>1,743.42</b>	<b>0.00</b>	<b>1,743.42</b>	<b>0.00</b>
VTS	18/06/2021	01/04/2020	1.000000	290.81	206.79	0.00	206.79	84.02	0.00	84.02	0.00
VTS	18/06/2021	20/03/2020	4.000000	1,163.25	815.94	0.00	815.94	347.31	0.00	347.31	0.00
VTS	18/06/2021	20/03/2020	1.000000	290.81	203.99	0.00	203.99	86.82	0.00	86.82	0.00
<b>Subtotal for VTS - VNGD US TOTAL MARKET CDI 1:1</b>			<b>6.000000</b>	<b>1,744.87</b>	<b>1,226.72</b>	<b>0.00</b>	<b>1,226.72</b>	<b>518.15</b>	<b>0.00</b>	<b>518.15</b>	<b>0.00</b>
WXHG	18/06/2021	02/06/2020	1.000000	28.79	22.22	0.00	22.22	6.57	0.00	6.57	0.00
WXHG	18/06/2021	21/01/2019	23.000000	662.14	491.13	0.00	491.13	171.01	0.00	171.01	0.00
WXHG	18/06/2021	09/03/2020	15.000000	431.83	314.89	0.00	314.89	116.94	0.00	116.94	0.00
WXHG	18/06/2021	09/03/2020	1.000000	28.79	20.99	0.00	20.99	7.80	0.00	7.80	0.00
WXHG	18/06/2021	01/04/2020	1.000000	28.79	18.92	0.00	18.92	9.87	0.00	9.87	0.00
WXHG	18/06/2021	10/06/2016	8.000000	230.31	146.68	0.00	146.68	83.63	0.00	83.63	0.00
WXHG	18/06/2021	10/06/2016	1.000000	28.79	18.34	0.00	18.34	10.45	0.00	10.45	0.00
<b>Subtotal for WXHG - SPDR WORLD EX OZ HDG ETF UNITS</b>			<b>50.000000</b>	<b>1,439.44</b>	<b>1,033.17</b>	<b>0.00</b>	<b>1,033.17</b>	<b>406.27</b>	<b>0.00</b>	<b>406.27</b>	<b>0.00</b>

## 06 Gain/Loss Schedule

## Realised Capital Gains/Losses

Security	Sale Date	Tax Date (Note 2)	Units	Net Proceeds (S)	Cost Base (Note 1) (S)	Indexed Cost Base (Note 1) (S)	Reduced Cost Base (Note 1) (S)	Gross Gain - Discounted (Note 3) (S)	Gross Gain - Other (Note 4) (S)	Total Gain (Note 5) (S)	Losses (S)
<i>Managed Fund (Long)</i>											
HOW052AU	21/06/2021	17/12/2020	43.936660	53.11	53.53	0.00	53.53	0.00	0.00	0.00	(0.42)
Subtotal for HOW052AU - Kapstream Absolute Return Income Fund			43.936660	53.11	53.53	0.00	53.53	0.00	0.00	0.00	(0.42)
<b>Total</b>				<b>15,038.48</b>	<b>12,020.63</b>	<b>0.00</b>	<b>12,020.63</b>	<b>3,018.27</b>	<b>0.00</b>	<b>3,018.27 A</b>	<b>(0.42) A</b>

Note 1: The calculation of the Cost Base, Reduced Cost Base and Indexed Cost Base for parcels belonging in holdings outside the Service/Fund, and for parcels that were held prior to the introduction of the Service/Fund, have been based on data records supplied by investors or their advisers. Cost base is the cost base for tax purposes.

Note 2: Tax Date represents the effective date for the purpose of calculating the cost base for the parcel and any subsequent determination of capital gains for tax purposes. Generally, this is also the parcel's acquisition date.

Note 3: The Capital Gains under the discount method have been calculated prior to the application of the discount.

Note 4: Indexation of cost bases applies to assets acquired prior to 21 September 1999 and was "frozen" on 30 September 1999 (i.e. no further indexation of the asset's cost base applies after that date). When a particular parcel of a security is eligible for indexation gains, it is shown in this column and is determined using the security's indexed cost base. Also shown in this column are capital gains that are not eligible for the CGT Discount due to the asset being held less than 12 months.

Note 5: The Total Gain for any parcel has been determined using the method that results in the optimal result (according to the criteria specified by the investor or his/her adviser) for that parcel considered in isolation. The Total Gain is the sum of Gross Gain - Discount and Gross Gain - Other, with Gross Gain - Other being used when the parcel has been held for less than a year or when frozen indexation applies.

Note 6: Some tax deferred, return of capital and AMIT cost base decrease components of distributions shown as non-assessable income may have been reclassified as realised capital gains for tax purposes, if they have given rise to a capital gains event. Where this has occurred, no units have been sold, so the quantity shown under the Units column will be 0 and the Security Sale Date represents the CGT Event date of the relevant distribution.

Note 7: In addition to the classifications of capital gains based on the method of calculation, new classifications have been introduced that are relevant for non-resident investors only, including "NCMI capital gains" and "Excluded from NCMI capital gains". These amounts are included in those shown in this schedule, but the new classifications are not shown. Please refer to the Tax Guide for additional information.

## 06 Gain/Loss Schedule

## Unrealised Capital Gains/Losses

Security	Tax Date (Note 2)	Units	Market Value (\$)	Cost Base (Note 1) (\$)	Indexed Cost Base (Note 1,6) (\$)	Reduced Cost Base (Note 1) (\$)	Gross Gain - Discounted (Note 3) (\$)	Gross Gain - Other (Note 4) (\$)	Total Gain (Note 5) (\$)	Losses (\$)
<i>Equity (Long)</i>										
DJRE	10/06/2016	1.000000	22.36	22.14	0.00	22.14	0.22	0.00	0.22	0.00
DJRE	10/06/2016	52.000000	1,162.72	1,151.51	0.00	1,151.51	11.21	0.00	11.21	0.00
DJRE	02/02/2018	14.000000	313.04	271.58	0.00	271.58	41.46	0.00	41.46	0.00
DJRE	02/02/2018	2.000000	44.72	38.79	0.00	38.79	5.93	0.00	5.93	0.00
DJRE	25/07/2018	7.000000	156.52	147.06	0.00	147.06	9.46	0.00	9.46	0.00
DJRE	25/07/2018	1.000000	22.36	21.00	0.00	21.00	1.36	0.00	1.36	0.00
DJRE	21/01/2019	4.000000	89.44	84.33	0.00	84.33	5.11	0.00	5.11	0.00
DJRE	21/01/2019	6.000000	134.16	126.50	0.00	126.50	7.66	0.00	7.66	0.00
DJRE	09/03/2020	6.000000	134.16	140.93	0.00	140.93	0.00	0.00	0.00	(6.77)
DJRE	09/03/2020	1.000000	22.36	23.48	0.00	23.48	0.00	0.00	0.00	(1.12)
DJRE	20/03/2020	87.000000	1,945.32	1,536.04	0.00	1,536.04	409.28	0.00	409.28	0.00
DJRE	20/03/2020	78.000000	1,744.08	1,377.15	0.00	1,377.15	366.93	0.00	366.93	0.00
DJRE	01/04/2020	1.000000	22.36	18.93	0.00	18.93	3.43	0.00	3.43	0.00
DJRE	16/12/2020	1.000000	22.36	19.20	0.00	19.20	0.00	3.16	3.16	0.00
DJRE	16/12/2020	33.000000	737.88	633.59	0.00	633.59	0.00	104.29	104.29	0.00
DJRE	18/06/2021	1.000000	22.36	22.76	0.00	22.76	0.00	0.00	0.00	(0.40)
<b>Subtotal for DJRE - SPDR DJ GLOBAL REIT ETF UNITS</b>		<b>295.000000</b>	<b>6,596.20</b>	<b>5,634.99</b>	<b>0.00</b>	<b>5,634.99</b>	<b>862.05</b>	<b>107.45</b>	<b>969.50</b>	<b>(8.29)</b>
FBR	03/11/2016	77,032.000000	3,081.28	9,716.70	0.00	9,716.70	0.00	0.00	0.00	(6,635.42)
FBR	01/02/2018	62,787.000000	2,511.48	10,842.67	0.00	10,842.67	0.00	0.00	0.00	(8,331.19)
FBR	02/02/2018	938.000000	37.52	158.51	0.00	158.51	0.00	0.00	0.00	(120.99)
FBR	18/01/2019	90,809.000000	3,632.36	10,163.62	0.00	10,163.62	0.00	0.00	0.00	(6,531.26)
<b>Subtotal for FBR - FBR LTD ORDINARY</b>		<b>231,566.000000</b>	<b>9,262.64</b>	<b>30,881.50</b>	<b>0.00</b>	<b>30,881.50</b>	<b>0.00</b>	<b>0.00</b>	<b>0.00</b>	<b>(21,618.86)</b>
IEM	10/06/2016	2.000000	147.64	92.72	0.00	92.72	54.92	0.00	54.92	0.00
IEM	10/06/2016	21.000000	1,550.22	973.58	0.00	973.58	576.64	0.00	576.64	0.00
IEM	18/01/2019	1.000000	73.82	57.56	0.00	57.56	16.26	0.00	16.26	0.00
IEM	18/01/2019	2.000000	147.64	115.10	0.00	115.10	32.54	0.00	32.54	0.00
IEM	20/05/2019	4.000000	295.28	234.37	0.00	234.37	60.91	0.00	60.91	0.00

## 06 Gain/Loss Schedule

## Unrealised Capital Gains/Losses

Security	Tax Date (Note 2)	Units	Market Value (\$)	Cost Base (Note 1) (\$)	Indexed Cost Base (Note 1,6) (\$)	Reduced Cost Base (Note 1) (\$)	Gross Gain - Discounted (Note 3) (\$)	Gross Gain - Other (Note 4) (\$)	Total Gain (Note 5) (\$)	Losses (\$)
IEM	09/03/2020	1.000000	73.82	59.13	0.00	59.13	14.69	0.00	14.69	0.00
IEM	09/03/2020	1.000000	73.82	59.13	0.00	59.13	14.69	0.00	14.69	0.00
IEM	20/03/2020	57.000000	4,207.74	3,086.71	0.00	3,086.71	1,121.03	0.00	1,121.03	0.00
<b>Subtotal for IEM - ISHS MSCI EMG MKTETF ETF UNITS</b>		<b>89.000000</b>	<b>6,569.98</b>	<b>4,678.30</b>	<b>0.00</b>	<b>4,678.30</b>	<b>1,891.68</b>	<b>0.00</b>	<b>1,891.68</b>	<b>0.00</b>
UR	13/06/2018	4.000000	601.00	453.33	0.00	453.33	147.67	0.00	147.67	0.00
UR	18/01/2019	2.000000	300.50	210.23	0.00	210.23	90.27	0.00	90.27	0.00
UR	09/03/2020	2.000000	300.50	207.17	0.00	207.17	93.33	0.00	93.33	0.00
UR	20/03/2020	19.000000	2,854.75	1,651.97	0.00	1,651.97	1,202.78	0.00	1,202.78	0.00
UR	23/03/2020	12.000000	1,803.00	1,004.06	0.00	1,004.06	798.94	0.00	798.94	0.00
<b>Subtotal for UR - ISHARES SMALL-CAP ETF UNITS</b>		<b>39.000000</b>	<b>5,859.75</b>	<b>3,526.76</b>	<b>0.00</b>	<b>3,526.76</b>	<b>2,332.99</b>	<b>0.00</b>	<b>2,332.99</b>	<b>0.00</b>
SMLL	11/04/2017	417.000000	1,784.76	1,271.23	0.00	1,271.23	513.53	0.00	513.53	0.00
SMLL	02/02/2018	67.000000	286.76	225.46	0.00	226.46	60.30	0.00	60.30	0.00
SMLL	02/02/2018	3.000000	12.84	10.14	0.00	10.14	2.70	0.00	2.70	0.00
SMLL	25/07/2018	1.000000	4.28	3.37	0.00	3.37	0.91	0.00	0.91	0.00
SMLL	21/01/2019	65.000000	278.20	197.91	0.00	197.91	80.29	0.00	80.29	0.00
SMLL	09/03/2020	45.000000	192.60	133.66	0.00	133.66	58.94	0.00	58.94	0.00
SMLL	09/03/2020	2.000000	8.56	5.94	0.00	5.94	2.62	0.00	2.62	0.00
SMLL	20/03/2020	458.000000	1,960.24	1,103.67	0.00	1,103.67	856.57	0.00	856.57	0.00
SMLL	20/03/2020	584.000000	2,499.52	1,407.30	0.00	1,407.30	1,092.22	0.00	1,092.22	0.00
SMLL	01/04/2020	1.000000	4.28	2.57	0.00	2.57	1.71	0.00	1.71	0.00
SMLL	02/06/2020	2.000000	8.56	6.44	0.00	6.44	2.12	0.00	2.12	0.00
SMLL	18/06/2021	1.000000	4.28	4.23	0.00	4.23	0.00	0.05	0.05	0.00
SMLL	18/06/2021	5.000000	21.40	21.17	0.00	21.17	0.00	0.23	0.23	0.00
<b>Subtotal for SMLL - BETASMALLCOMPANIES TMF UNITS</b>		<b>1,651.000000</b>	<b>7,066.28</b>	<b>4,394.09</b>	<b>0.00</b>	<b>4,394.09</b>	<b>2,671.91</b>	<b>0.28</b>	<b>2,672.19</b>	<b>0.00</b>
VAS	10/06/2016	199.000000	18,713.96	13,485.97	0.00	13,485.97	5,227.99	0.00	5,227.99	0.00
VAS	10/06/2016	7.000000	658.28	474.38	0.00	474.38	183.90	0.00	183.90	0.00
VAS	20/03/2020	28.000000	2,633.12	1,753.15	0.00	1,753.15	879.97	0.00	879.97	0.00

06 Gain/Loss Schedule

Unrealised Capital Gains/Losses

Security	Tax Date (Note 2)	Units	Market Value (\$)	Cost Base (Note 1) (\$)	Indexed Cost Base (Note 1,6) (\$)	Reduced Cost Base (Note 1) (\$)	Gross Gain - Discounted (Note 3) (\$)	Gross Gain - Other (Note 4) (\$)	Total Gain (Note 5) (\$)	Losses (\$)
VAS	20/03/2020	651.000000	61,220.04	40,760.77	0.00	40,760.77	20,459.27	0.00	20,459.27	0.00
VAS	01/04/2020	34.000000	3,197.36	2,247.23	0.00	2,247.23	950.13	0.00	950.13	0.00
VAS	02/04/2020	1.000000	94.04	64.87	0.00	64.87	29.17	0.00	29.17	0.00
VAS	03/04/2020	4.000000	376.16	257.93	0.00	257.93	118.23	0.00	118.23	0.00
VAS	06/04/2020	2.000000	188.08	132.05	0.00	132.05	56.03	0.00	56.03	0.00
VAS	07/04/2020	1.000000	94.04	66.84	0.00	66.84	27.20	0.00	27.20	0.00
VAS	08/04/2020	21.000000	1,974.84	1,395.84	0.00	1,395.84	579.00	0.00	579.00	0.00
VAS	09/04/2020	66.000000	6,206.64	4,446.93	0.00	4,446.93	1,759.71	0.00	1,759.71	0.00
<b>Subtotal for VAS - VNGD AUS SHARES ETF UNITS</b>		<b>1,014.000000</b>	<b>95,356.56</b>	<b>65,085.96</b>	<b>0.00</b>	<b>65,085.96</b>	<b>30,270.60</b>	<b>0.00</b>	<b>30,270.60</b>	<b>0.00</b>
VEU	10/06/2016	73.000000	6,189.67	4,359.98	0.00	4,359.98	1,829.69	0.00	1,829.69	0.00
VEU	10/06/2016	1.000000	84.79	59.73	0.00	59.73	25.06	0.00	25.06	0.00
VEU	02/02/2018	5.000000	423.95	360.50	0.00	360.50	63.45	0.00	63.45	0.00
VEU	18/01/2019	1.000000	84.79	66.74	0.00	66.74	18.05	0.00	18.05	0.00
VEU	18/01/2019	10.000000	847.90	667.34	0.00	667.34	180.56	0.00	180.56	0.00
VEU	25/06/2019	3.000000	254.37	219.39	0.00	219.39	34.98	0.00	34.98	0.00
VEU	25/06/2019	1.000000	84.79	73.13	0.00	73.13	11.66	0.00	11.66	0.00
VEU	09/03/2020	8.000000	678.32	564.60	0.00	564.60	113.72	0.00	113.72	0.00
VEU	20/03/2020	56.000000	4,748.24	3,573.22	0.00	3,573.22	1,175.02	0.00	1,175.02	0.00
VEU	20/03/2020	121.000000	10,259.59	7,720.69	0.00	7,720.69	2,538.90	0.00	2,538.90	0.00
VEU	01/04/2020	1.000000	84.79	66.39	0.00	66.39	18.40	0.00	18.40	0.00
<b>Subtotal for VEU - VNGD ALL-WORLD EX-US CDI 1:1</b>		<b>280.000000</b>	<b>23,741.20</b>	<b>17,731.71</b>	<b>0.00</b>	<b>17,731.71</b>	<b>6,009.49</b>	<b>0.00</b>	<b>6,009.49</b>	<b>0.00</b>
VTS	10/06/2016	30.000000	8,898.30	4,395.33	0.00	4,395.33	4,502.97	0.00	4,502.97	0.00
VTS	20/03/2020	48.000000	14,237.28	9,791.29	0.00	9,791.29	4,445.99	0.00	4,445.99	0.00
<b>Subtotal for VTS - VNGD US TOTAL MARKET CDI 1:1</b>		<b>78.000000</b>	<b>23,135.58</b>	<b>14,186.62</b>	<b>0.00</b>	<b>14,186.62</b>	<b>8,948.96</b>	<b>0.00</b>	<b>8,948.96</b>	<b>0.00</b>
WXHG	10/06/2016	158.000000	4,463.50	2,897.00	0.00	2,897.00	1,566.50	0.00	1,566.50	0.00
WXHG	10/06/2016	3.000000	84.75	55.01	0.00	55.01	29.74	0.00	29.74	0.00
WXHG	20/03/2020	10.000000	282.50	173.19	0.00	173.19	109.31	0.00	109.31	0.00

## 06 Gain/Loss Schedule

S & P Velden Superannuation Fund  
24015213

## Unrealized Capital Gains/Losses

Security	Tax Date (Note 2)	Units	Market Value (\$)	Cost Base (Note 1) (\$)	Indexed Cost Base (Note 1,6) (\$)	Reduced Cost Base (Note 1) (\$)	Gross Gain - Discounted (Note 3) (\$)	Gross Gain - Other (Note 4) (\$)	Total Gain (Note 5) (\$)	Losses (\$)
WXHG	20/03/2020	353.000000	9,972.25	6,113.62	0.00	6,113.62	3,858.63	0.00	3,858.63	0.00
Subtotal for WXHG - SPDR WORLD EX OZ HDG ETF UNITS		524.000000	14,803.00	9,238.82	0.00	9,238.82	5,564.18	0.00	5,564.18	0.00
<i>Managed Fund (Long)</i>										
HOW0052AU	14/06/2016	4,688.864300	5,523.95	5,570.93	0.00	5,570.93	0.00	0.00	0.00	(46.98)
HOW0052AU	28/09/2016	1,072.227600	1,263.19	1,283.16	0.00	1,283.16	0.00	0.00	0.00	(19.97)
HOW0052AU	12/04/2017	682.414200	803.95	810.79	0.00	810.79	0.00	0.00	0.00	(6.84)
HOW0052AU	05/02/2018	1,117.788400	1,316.87	1,329.52	0.00	1,329.52	0.00	0.00	0.00	(12.65)
HOW0052AU	23/07/2018	987.399800	1,163.26	1,164.95	0.00	1,164.95	0.00	0.00	0.00	(1.69)
HOW0052AU	26/07/2018	56.575600	66.65	66.81	0.00	66.81	0.00	0.00	0.00	(0.16)
HOW0052AU	21/01/2019	1,149.427500	1,354.14	1,364.89	0.00	1,364.89	0.00	0.00	0.00	(10.75)
HOW0052AU	15/03/2019	791.810700	932.83	948.00	0.00	948.00	0.00	0.00	0.00	(15.17)
HOW0052AU	23/03/2020	19,812.617080	23,341.24	24,027.68	0.00	24,027.68	0.00	0.00	0.00	(686.44)
HOW0052AU	17/12/2020	1,696.821740	1,999.03	2,067.41	0.00	2,067.41	0.00	0.00	0.00	(68.38)
Subtotal for HOW0052AU - Kapstream Absolute Return Income Fund		32,055.946920	37,765.11	38,634.14	0.00	38,634.14	0.00	0.00	0.00	(869.03)
OMF0009AU	14/06/2016	15,748.797600	16,599.23	16,569.27	0.00	16,569.27	29.96	0.00	29.96	0.00
OMF0009AU	05/02/2018	1,326.158000	1,397.77	1,417.00	0.00	1,417.00	0.00	0.00	0.00	(19.23)
OMF0009AU	26/07/2018	472.617000	498.14	502.77	0.00	502.77	0.00	0.00	0.00	(4.63)
OMF0009AU	21/01/2019	2,329.435000	2,455.22	2,473.86	0.00	2,473.86	0.00	0.00	0.00	(18.64)
OMF0009AU	10/03/2020	158.757000	167.33	169.96	0.00	169.96	0.00	0.00	0.00	(2.63)
OMF0009AU	23/03/2020	38,155.794100	40,216.21	40,170.36	0.00	40,170.36	45.85	0.00	45.85	0.00
OMF0009AU	03/06/2020	2,215.534300	2,335.17	2,357.55	0.00	2,357.55	0.00	0.00	0.00	(22.38)
OMF0009AU	20/07/2020	2,868.969100	3,023.89	3,019.59	0.00	3,019.59	0.00	4.30	4.30	0.00
OMF0009AU	17/12/2020	813.613400	857.55	869.59	0.00	869.59	0.00	0.00	0.00	(12.04)



## 06 Gain/Loss Schedule

## Unrealised Capital Gains/Losses

Security	Tax Date (Note 2)	Units	Market Value (S)	Cost Base (Note 1) (S)	Indexed Cost Base (Note 1,6) (S)	Reduced Cost Base (Note 1) (S)	Gross Gain - Discounted (Note 3) (S)	Gross Gain - Other (Note 4) (S)	Total Gain (Note 5) (S)	Losses (S)
OMF0009AU	21/06/2021	7,692.776500	8,108.19	8,178.96	0.00	8,178.96	0.00	0.00	0.00	(70.77)
Subtotal for OMF0009AU - Realm High Income Fund - Wholesale Class		71,782.452000	75,658.70	75,728.91	0.00	75,728.91	75.81	4.30	80.11	(150.32)
<b>Total</b>			<b>305,815.01</b>	<b>269,721.80</b>	<b>0.00</b>	<b>269,721.80</b>	<b>58,627.67</b>	<b>112.03</b>	<b>58,739.70</b>	<b>(22,646.50)</b>

Note 1: The calculation of the Cost Base, Reduced Cost Base and Indexed Cost Base for parcels belonging in holdings outside the Service/Fund, and for parcels that were held prior to the introduction of the Service/Fund, have been based on data records supplied by investors or their advisers. Cost base is the cost base for tax purposes.

Note 2: Tax Date represents the effective date for the purpose of calculating the cost base for the parcel and any subsequent determination of capital gains for tax purposes. Generally, this is also the parcel's acquisition date.

Note 3: The Capital Gains under the discount method have been calculated prior to the application of the discount.

Note 4: Indexation of cost bases applies to assets acquired prior to 21 September 1999 and was "frozen" on 30 September 1999 (i.e. no further indexation of the asset's cost base applies after that date). When a particular parcel of a security is eligible for indexation gains, it is shown in this column and is determined using the security's indexed cost base. Also shown in this column are capital gains that are not eligible for the CGT Discount due to the asset being held less than 12 months.

Note 5: The Total Gain for any parcel has been determined using the method that results in the optimal result (according to the criteria specified by the investor or his/her adviser) for that parcel considered in isolation. The Total Gain is the sum of Gross Gain - Discount and Gross Gain - Other, with Gross Gain - Other being used when the parcel has been held for less than a year or when frozen indexation applies.

Note 6: Indexed Cost Base is calculated only for parcels purchased prior to 11 September 1999. For all other parcels the Indexed Cost Base is not applicable and it is not taken into account for the calculation of any capital gains or losses.

Note 7: In addition to the classifications of capital gains based on the method of calculation, new classifications have been introduced that are relevant for non-resident investors only, including "NCMI capital gains" and "Excluded from NCMI capital gains". These amounts are included in those shown in this schedule, but the new classifications are not shown. Please refer to the Tax Guide for additional information.

Email reply-19/5/21

Hi Farrell,

(9 attachments)

1. I don't think the property was rented from August. I have attached statements for September to October, but this would be because I paid funds to the agents for repairs of the property. Also attached is a statement from the 01/06/19 – 31/10/19. Hopefully this will be some help.
2. Will have to follow up on the statement from Tal Life. I will phone them in the morning. ( Now received)
3. Attached are invoices that were for the home insurance, which was direct debit from the card, however, I haven't the July 2019 invoice.
4. Confirming money held by the IRS and net amount received was \$US93393.00
5. Yes, the amount that was withheld was to be paid but has not been received.
6. Can you please check that there is not an invoice from Ron on file, as I always put the invoices paid from the super in the files straight away, when paid.  
His invoices are given to me manually and not emailed. I will ask for a copy just the same.
7. GPS Planning Fee on the statement for the 24/10/19 shows a figure of \$2200.00 (not \$880). I have attached the invoice for \$2200.00

Hopefully , I can get the rest of the info for you tomorrow.

Regards,  
Pauline Velden



**SETTLEMENT - 6586 Snowbird Lane Douglasville USA**

Client **D. BAKERS & ASSOCIATED PTY LTD**  
 End Client **S & P VELDEN SUPERANNUATION FUND**  
 Year **2019**

Description	Settlement Stmt: 28/11/2018		Consideration USD	Expenses USD	Cost USD	Rate	Consideration AUD	Expenses AUD	Cost AUD	Gains/Losses AUD	Bank AUD	Ref
Purchase date : 06/01/2012					58,614.92				56,621.830			
Sale price (Deposit)	137,500.00		137,500.00			0.7523	182,773.31					F7
County Taxes 11/21/18 to 01/01/19	255.10			(255.10)		0.7523		(339.09)				
HOA Dues \$360 11/21/18-12/31/18	40.44			(40.44)		0.7523		(53.76)				
Settlement Charges to seller		9,700.00			9,700.00	0.7523			12,893.83			F8
Seller Paid Closing Cost		250.00			250.00	0.7523			332.32			
Payments made												F7
HOA Owner Balance		2,270.00		2,270.00		0.7523		3,017.42				
2018 County Taxes		2,270.98		2,270.98		0.7523		3,018.72				
Repair Invoice		5,162.01		5,162.01		0.7523		6,861.66				F13
3% GA Tax Withholding		4,125.00		4,125.00		0.7523			5,483.20			F7
FIRPTA		20,625.00										F16
Amount due on settlement		93,392.55									124,143.02	D29
<b>TOTAL</b>	<b>137,795.54</b>	<b>137,795.54</b>	<b>137,500.00</b>	<b>13,532.45</b>	<b>68,564.92</b>		<b>182,773.31</b>	<b>12,504.95</b>	<b>75,331.17</b>	<b>107,442.14</b>	<b>124,143.02</b>	

FIRPTA (Record as Sundry Debtors)	
USD	20,625.00
AUD	27,416.00

Average rate at 28/11/2018 0.7523  
 Average rate for year ended as at 30/06/2019 0.7508 F49



KAV PARTNERS

### SETTLEMENT - 6586 Snowbird Lane Douglasville USA

Client D. BAKERS & ASSOCIATED PTY LTD  
 End Client S & P VELDEN SUPERANNUATION FUND  
 Year 2019

Description	Accounting Cost Movement	Market Movement	Balance	Ref	Consideration	Accounting Cost Base	Accounting Profit/(Loss)	Change in MV
			178,247.34	B-2				
Instalment	12,893.83		191,141.17	F-1				
Instalment	332.32		191,473.48	F-1				
Instalment	5,483.20		196,956.68	F-1				
Disposal	(75,331.17)		121,625.51	F-1	182,773.31	75,331.17	107,442.14	
		(121,625.51)	-					
		(121,625.51)					107,442.14	(121,625.51)
Amount Received		124,143.02	D-29					
Expenses		12,504.95	F-1					
Add to Cost Base		18,709.34	F-1					
Sundry Debtors		27,416.00	F-1					
Consideration		182,773.31						

## S &amp; P VELDEN SUPERANNUATION FUND

Page 1 of 1

ABN 78 688 076 259

Ledger Entries Report for the year ending 30 June, 2021

12/05/2022

12:26

Date	Trans No	Chq/Rec	Description	Code	Debit	Credit	Total
<b>Account number 0716.01 - Employers contributions - Stephen</b>							
23/07/2020	000000111	R	Deposit NAB Super			2,064.16	(2,064.16)
07/09/2020	000000078	R	SUPERCHOIC E			2,064.16	(4,128.32)
16/09/2020	000000079	R	SUPERCHOIC E			2,195.58	(6,323.90)
16/10/2020	000000082	R	SUPERCHOIC E			2,077.93	(8,401.83)
16/11/2020	000000085	R	SUPERCHOIC E			2,077.93	(10,479.76)
16/12/2020	000000087	R	SUPERCHOIC E			2,077.93	(12,557.69)
18/01/2021	000000091	R	SUPERCHOIC E			2,077.93	(14,635.62)
17/02/2021	000000094	R	SUPERCHOIC E			2,077.93	(16,713.55)
16/03/2021	000000097	R	SUPERCHOIC E			2,077.93	(18,791.48)
16/04/2021	000000099	R	SUPERCHOIC E			2,077.93	(20,869.41)
17/05/2021	000000103	R	SUPERCHOIC E			2,077.93	(22,947.34)
16/06/2021	000000106	R	SUPERCHOIC E			2,077.93	(25,025.27)
Total						<u>25,025.27</u>	<u>Λ</u>
<b>Account number 0716.02 - Employers contributions - Pauline</b>							
28/07/2020	000000074	R	QUICKSUPER			514.58	(514.58)
04/09/2020	000000077	R	QUICKSUPER			514.58	(1,029.16)
05/10/2020	000000081	R	QUICKSUPER			514.58	(1,543.74)
03/11/2020	000000084	R	QUICKSUPER			514.58	(2,058.32)
04/01/2021	000000089	R	QUICKSUPER			514.58	(2,572.90)
04/01/2021	000000090	R	QUICKSUPER			1,277.58	(3,850.48)
02/02/2021	000000093	R	QUICKSUPER			1,277.58	(5,128.06)
01/03/2021	000000096	R	QUICKSUPER			1,277.58	(6,405.64)
30/04/2021	000000101	R	QUICKSUPER			1,277.58	(7,683.22)
30/04/2021	000000102	R	QUICKSUPER			1,277.58	(8,960.80)
02/06/2021	000000105	R	QUICKSUPER			1,277.58	(10,238.38)
18/06/2021	000000108	R	QUICKSUPER			1,277.58	(11,515.96)
Total						<u>11,515.96</u>	<u>Λ</u>

**S & P VELDEN SUPERANNUATION FUND**

Page 1 of 1

**ABN 78 688 076 259****Ledger Entries Report for the year ending 30 June, 2021**

12/05/2022

12:13

Date	Trans No	Chq/Rec	Description	Code	Debit	Credit	Total
<b>Account number 0575 - Interest received</b>							
31/07/2020	000000075	R	INTEREST			2.44	(2.44)
31/08/2020	000000076	R	INTEREST			1.94	(4.38)
30/09/2020	000000080	R	INTEREST			1.82	(6.20)
08/10/2020	000000112	R	INTEREST			15.07	(21.27)
31/10/2020	000000083	R	INTEREST			1.89	(23.16)
30/11/2020	000000086	R	INTEREST			2.03	(25.19)
31/12/2020	000000088	R	INTEREST			1.99	(27.18)
31/01/2021	000000092	R	INTEREST			1.48	(28.66)
26/02/2021	000000095	R	INTEREST			0.38	(29.04)
05/03/2021	000000113	R	INTEREST			14.41	(43.45)
31/03/2021	000000098	R	INTEREST			0.46	(43.91)
30/04/2021	000000100	R	INTEREST			0.44	(44.35)
31/05/2021	000000104	R	INTEREST			0.41	(44.76)
29/06/2021	000000114	R	INTEREST			14.65	(59.41)
29/06/2021	000000115	R	INTEREST			15.20	(74.61)
30/06/2021	000000109	R	INTEREST			0.08	(74.69)
<b>Total</b>						<b>74.69</b>	

## 02 Interest Schedule

Source	Accrual Date	Date Received	Amount subject to withholding tax (\$)	Amount not subject to withholding tax (\$)	TFN Amounts Withheld (\$)	Net Amount Received (\$)
<b>Cash Interest</b>						
HOW052AU Rebate 30/6/2020 - CARE Core Balanced Portfolio	8/10/2020	8/10/2020	15.07	0.00	0.00	15.07
HOW052AU Rebate 31/12/2020 - CARE Core Balanced Portfolio	5/03/2021	5/03/2021	14.41	0.00	0.00	14.41
HOW052AU Rebate 30/9/2020 - CARE Core Balanced Portfolio	29/06/2021	29/06/2021	14.65	0.00	0.00	14.65
HOW052AU Rebate 31/3/2021 - CARE Core Balanced Portfolio	29/06/2021	29/06/2021	15.20	0.00	0.00	15.20
Subtotal for Cash Interest			59.33	0.00	0.00	59.33
<b>Total</b>			<b>59.33</b>	<b>0.00</b>	<b>0.00</b>	<b>59.33</b>

S & P Velden Super Fund 2021														
Distribution Received														
Investment	NPP	Franked Amount	Unfranked Amount	Franking Credit	Foreign Income	FTC	Discounted Capital Gains	Other Gain	CG Gross Up	Tax Deferred	Tax Exempt	Net Cash Distribution	Total Gross up distribution	Ref
Care Portfolio Distribution	3,026.91	1,989.87	271.76	904.44	2,219.19	78.66	418.65	246.45	418.64	492.86		8,098.61	9,081.71	0-1/2-8
Dividend					544.18	116.61						544.18	660.79	0-1/6
<i>Difference on dist'n receivable</i>											0.13	0.13	0.13	
	3,026.91	1,989.87	271.76	904.44	2,763.37	195.27	418.65	246.45	418.64	492.86	0.13	8,642.66	9,742.37	0-1/1
				6,192.98		2,958.64		1,083.74			492.99			
Ref				0-1/2-3		0-1/4-6		0-1/7			0-1/8			



## 08 Supporting Information

## Summary of Income

Cash Distribution Amount					Tax Component Amount					
Holdings	Income Distributed in Financial Year	Less 2020 entitlement (Note 1)	Add 2022 receipts (Note 2)	Total Distribution (Note 3)	Holdings	Assessable Income (Local) - Total Amount	Assessable Income (Foreign) - Total Amount	Non-Assessable Income - Total Amount	Capital Gains - Total Amount (Note 4)	Total Distribution
<b>Distributions</b>										
DJRE	133.43	83.10	107.79	158.12	DJRE	2.35	154.81	0.98	0.00	158.14
HOW0052AU	616.25	177.80	993.68	1,432.13	HOW0052AU	1,324.03	108.08	0.00	0.00	1,432.11
IEM	77.18	27.08	43.97	94.07	IEM	0.00	73.70	0.00	20.40	94.10
IR	63.05	18.51	10.84	55.38	IR	0.00	55.38	0.00	0.00	55.38
OMF0009AU	3,462.38	1,145.60	724.05	3,040.83	OMF0009AU	1,497.06	1,543.70	0.13	0.00	3,040.89
SMLL	119.25	61.90	362.71	420.06	SMLL	108.65	0.06	(370.16)	681.52	420.07
VAS	2,123.01	233.84	564.22	2,453.39	VAS	2,356.45	69.96	(123.81)	150.80	2,453.40
WXHG	562.07	562.07	444.50	444.50	WXHG	0.00	213.50	0.00	231.02	444.52
<b>Subtotal for Distributions</b>	<b>7,156.62</b>	<b>2,309.90</b>	<b>3,251.76</b>	<b>8,098.48</b>		<b>5,288.54</b>	<b>2,219.19</b>	<b>(492.86)</b>	<b>1,083.74</b>	<b>8,098.61</b>
<b>Dividends</b>										
VEU	319.72	0.00	0.00	319.72	VEU	0.00	319.72	0.00	0.00	319.72
VTS	224.46	0.00	0.00	224.46	VTS	0.00	224.46	0.00	0.00	224.46
<b>Subtotal for Dividends</b>	<b>544.18</b>	<b>0.00</b>	<b>0.00</b>	<b>544.18</b>		<b>0.00</b>	<b>544.18</b>	<b>0.00</b>	<b>0.00</b>	<b>544.18</b>
<b>Total</b>	<b>7,700.80</b>	<b>2,309.90</b>	<b>3,251.76</b>	<b>8,642.66</b>		<b>5,288.54</b>	<b>2,763.37</b>	<b>(492.86)</b>	<b>1,083.74</b>	<b>8,642.79</b>

Note 1: Income received during the tax year ended 30 June 2021 but included in your 30 June 2020 tax statement.

Note 2: Income received during the tax year ended 30 June 2022 but included in your 30 June 2021 tax statement.

Note 3: Total cash distribution taxable in financial year.

Note 4: The total assessable income amount for Capital Gains Schedule includes a capital gains gross up for discounted capital gains. In the case of non-AMIT funds the amount actually paid is identified as the 'concessional component' which is reported as a non-assessable amount. For the purpose of the reconciliation to cash the gross up for these funds have been removed from the 'Capital Gains - Total Amount'.

Note 5: Rounding differences may exist due to each tax component amount being calculated as a percentage against the cash received for each distribution.

### 04 Distributions Schedule

#### Distributions - Local Income

Holdings	Ex Date	Due Date	Franked	Unfranked	Unfranked CFI	Interest - subject to withholding tax	Interest - not subject to withholding tax	Other Income (Note 1)	Total Amount	Franking Credits (Note 2)	Tax Credits TFN Amounts	Total Assessable Income	Early Stage Venture Capital Tax Offset	Early Stage Investor Tax Offset	Exploration Credits
DJRE	30/12/20	13/01/21	0.11	0.00	0.47	0.09	0.00	0.03	0.70	0.06	0.00	0.76	0.00	0.00	0.00
DJRE	29/06/21	12/07/21	0.00	0.00	0.00	0.06	0.16	1.43	1.65	0.00	0.00	1.65	0.00	0.00	0.00
<b>Subtotal for DJRE</b>			<b>0.11</b>	<b>0.00</b>	<b>0.47</b>	<b>0.15</b>	<b>0.16</b>	<b>1.46</b>	<b>2.35</b>	<b>0.06</b>	<b>0.00</b>	<b>2.41</b>	<b>0.00</b>	<b>0.00</b>	<b>0.00</b>
HOW0052AU	30/09/20	09/10/20	0.00	0.00	0.00	54.20	0.42	93.40	148.02	0.00	0.00	148.02	0.00	0.00	0.00
HOW0052AU	31/12/20	11/01/21	0.00	0.00	0.00	58.07	0.45	100.06	158.58	0.00	0.00	158.58	0.00	0.00	0.00
HOW0052AU	31/03/21	15/04/21	0.00	0.00	0.00	36.16	0.28	62.31	98.75	0.00	0.00	98.75	0.00	0.00	0.00
HOW0052AU	30/06/21	09/07/21	0.00	0.00	0.00	336.40	2.62	579.66	918.68	0.00	0.00	918.68	0.00	0.00	0.00
<b>Subtotal for HOW0052AU</b>			<b>0.00</b>	<b>0.00</b>	<b>0.00</b>	<b>484.83</b>	<b>3.77</b>	<b>835.43</b>	<b>1,324.03</b>	<b>0.00</b>	<b>0.00</b>	<b>1,324.03</b>	<b>0.00</b>	<b>0.00</b>	<b>0.00</b>
OMF0009AU	31/07/20	10/08/20	4.10	0.00	0.29	64.97	0.00	2.30	71.66	2.04	0.00	73.70	0.00	0.00	0.00
OMF0009AU	31/08/20	07/09/20	4.28	0.00	0.31	67.79	0.00	2.40	74.78	2.13	0.00	76.91	0.00	0.00	0.00
OMF0009AU	30/09/20	08/10/20	4.28	0.00	0.31	67.79	0.00	2.40	74.78	2.13	0.00	76.91	0.00	0.00	0.00
OMF0009AU	31/10/20	09/11/20	3.74	0.00	0.27	59.31	0.00	2.10	65.42	1.86	0.00	67.28	0.00	0.00	0.00
OMF0009AU	30/11/20	07/12/20	4.81	0.00	0.34	76.26	0.00	2.69	84.10	2.40	0.00	86.50	0.00	0.00	0.00
OMF0009AU	31/12/20	11/01/21	6.32	0.00	0.45	100.13	0.00	3.53	110.43	3.15	0.00	113.58	0.00	0.00	0.00
OMF0009AU	31/01/21	05/02/21	7.58	0.00	0.54	120.16	0.00	4.24	132.52	3.77	0.00	136.29	0.00	0.00	0.00
OMF0009AU	28/02/21	05/03/21	5.41	0.00	0.39	85.83	0.00	3.03	94.66	2.70	0.00	97.36	0.00	0.00	0.00
OMF0009AU	31/03/21	09/04/21	3.61	0.00	0.26	57.22	0.00	2.02	63.11	1.80	0.00	64.91	0.00	0.00	0.00
OMF0009AU	30/04/21	07/05/21	8.12	0.00	0.58	128.74	0.00	4.54	141.98	4.04	0.00	146.02	0.00	0.00	0.00
OMF0009AU	31/05/21	08/06/21	12.99	0.00	0.93	205.98	0.00	7.27	227.17	6.47	0.00	233.64	0.00	0.00	0.00
OMF0009AU	30/06/21	16/07/21	20.39	0.00	1.46	323.20	0.00	11.40	356.45	10.15	0.00	366.60	0.00	0.00	0.00
<b>Subtotal for OMF0009AU</b>			<b>85.63</b>	<b>0.00</b>	<b>6.13</b>	<b>1,357.38</b>	<b>0.00</b>	<b>47.92</b>	<b>1,497.06</b>	<b>42.64</b>	<b>0.00</b>	<b>1,539.70</b>	<b>0.00</b>	<b>0.00</b>	<b>0.00</b>
SMLL	04/01/21	19/01/21	10.03	0.88	1.09	0.47	0.00	2.36	14.83	5.18	0.00	20.01	0.00	0.00	0.00
SMLL	01/07/21	16/07/21	63.48	5.50	6.94	2.97	0.00	14.93	93.82	32.77	0.00	126.59	0.00	0.00	0.00
<b>Subtotal for SMLL</b>			<b>73.51</b>	<b>6.38</b>	<b>8.03</b>	<b>3.44</b>	<b>0.00</b>	<b>17.29</b>	<b>108.65</b>	<b>37.95</b>	<b>0.00</b>	<b>146.60</b>	<b>0.00</b>	<b>0.00</b>	<b>0.00</b>
VAS	01/10/20	16/10/20	524.69	40.90	21.47	0.31	2.62	22.74	612.73	236.04	0.00	848.77	0.00	0.00	0.00
VAS	04/01/21	19/01/21	361.63	14.05	60.11	0.07	0.00	4.48	440.34	167.25	0.00	607.59	0.00	0.00	0.00
VAS	01/04/21	20/04/21	656.46	22.78	20.19	12.72	2.31	59.66	774.12	291.17	0.00	1,065.29	0.00	0.00	0.00

## 04 Distributions Schedule

### Distributions - Local Income

Holdings	Ex Date	Due Date	Franked	Unfranked	Unfranked CFI	Interest – subject to withholding tax	Interest – not subject to withholding tax	Other Income (Note 1)	Total Amount	Franking Credits (Note 2)	Tax Credits TFN Amounts	Total Assessable Income	Early Stage Venture Capital Tax Offset	Early Stage Investor Tax Offset	Exploration Credits
VAS	01/07/21	16/07/21	287.84	0.00	71.25	1.68	3.97	164.52	529.26	129.33	0.00	658.59	0.00	0.00	0.00
<b>Subtotal for VAS</b>			<b>1,830.62</b>	<b>77.73</b>	<b>173.02</b>	<b>14.78</b>	<b>8.90</b>	<b>251.40</b>	<b>2,356.45</b>	<b>823.79</b>	<b>0.00</b>	<b>3,180.24</b>	<b>0.00</b>	<b>0.00</b>	<b>0.00</b>
<b>Total</b>			<b>1,989.87</b>	<b>84.11</b>	<b>187.65</b>	<b>1,860.58</b>	<b>12.83</b>	<b>1,153.50</b>	<b>5,288.54</b>	<b>904.44</b>	<b>0.00</b>	<b>6,192.98</b>	<b>0.00</b>	<b>0.00</b>	<b>0.00</b>

Note 1: Amounts classified as Other Income also include NCMi and Excluded from NCMi amounts. If these components have been received, details will appear in Additional Information for Non-Residents - NCMi Components Detail in Schedule 8. Please refer to the Tax Guide for more information.

Note 2: Franking Credits includes Australian Franking Credits from NZ companies. These franking credits may be excluded from the total trust distributions shown in Schedule 1 and in your tax return items. Please refer to the Tax Guide for additional details.

### 04 Distributions Schedule

#### Distributions - Foreign Income

Holdings	Ex Date	Due Date	Foreign Income	Controlled Foreign Company (CFC) Income	Total Amount	Foreign Tax Offset (Income)	Excess Withholding Tax (Note 1)	Total Assessable Income
DJRE	30/12/20	13/01/21	49.33	0.00	49.33	19.02	0.00	68.35
DJRE	29/06/21	12/07/21 ✓	105.48	0.00	105.48	0.00	0.00	105.48
<b>Subtotal for DJRE</b>			<b>154.81</b>	<b>0.00</b>	<b>154.81</b>	<b>19.02</b>	<b>0.00</b>	<b>173.83</b>
HOW0052AU	30/09/20	09/10/20	12.08	0.00	12.08	0.00	0.00	12.08
HOW0052AU	31/12/20	11/01/21	12.94	0.00	12.94	0.00	0.00	12.94
HOW0052AU	31/03/21	15/04/21	8.06	0.00	8.06	0.00	0.00	8.06
HOW0052AU	30/06/21	09/07/21 ✓	75.00	0.00	75.00	0.00	0.00	75.00
<b>Subtotal for HOW0052AU</b>			<b>108.08</b>	<b>0.00</b>	<b>108.08</b>	<b>0.00</b>	<b>0.00</b>	<b>108.08</b>
IEM	22/12/20	06/01/21	39.25	0.00	39.25	6.95	0.00	46.20
IEM	01/07/21	13/07/21 ✓	34.45	0.00	34.45	6.10	0.00	40.55
<b>Subtotal for IEM</b>			<b>73.70</b>	<b>0.00</b>	<b>73.70</b>	<b>13.05</b>	<b>0.00</b>	<b>86.75</b>
UR	01/10/20	13/10/20	16.56	0.00	16.56	2.95	0.00	19.51
UR	22/12/20	06/01/21	12.80	0.00	12.80	2.28	0.00	15.08
UR	01/04/21	15/04/21	15.18	0.00	15.18	2.70	0.00	17.88
UR	01/07/21	13/07/21 ✓	10.84	0.00	10.84	1.94	0.00	12.78
<b>Subtotal for UR</b>			<b>55.38</b>	<b>0.00</b>	<b>55.38</b>	<b>9.87</b>	<b>0.00</b>	<b>65.25</b>
OMF0009AU	31/07/20	10/08/20	73.89	0.00	73.89	0.00	0.00	73.89
OMF0009AU	31/08/20	07/09/20	77.09	0.00	77.09	0.00	0.00	77.09
OMF0009AU	30/09/20	08/10/20	77.09	0.00	77.09	0.00	0.00	77.09
OMF0009AU	31/10/20	09/11/20	67.46	0.00	67.46	0.00	0.00	67.46
OMF0009AU	30/11/20	07/12/20	86.73	0.00	86.73	0.00	0.00	86.73
OMF0009AU	31/12/20	11/01/21	113.87	0.00	113.87	0.00	0.00	113.87
OMF0009AU	31/01/21	05/02/21	136.65	0.00	136.65	0.00	0.00	136.65
OMF0009AU	28/02/21	05/03/21	97.61	0.00	97.61	0.00	0.00	97.61
OMF0009AU	31/03/21	09/04/21	65.07	0.00	65.07	0.00	0.00	65.07
OMF0009AU	30/04/21	07/05/21	146.41	0.00	146.41	0.00	0.00	146.41
OMF0009AU	31/05/21	08/06/21	234.26	0.00	234.26	0.00	0.00	234.26
OMF0009AU	30/06/21	16/07/21 ✓	367.57	0.00	367.57	0.00	0.00	367.57
<b>Subtotal for OMF0009AU</b>			<b>1,543.70</b>	<b>0.00</b>	<b>1,543.70</b>	<b>0.00</b>	<b>0.00</b>	<b>1,543.70</b>
SMLL	04/01/21	19/01/21	0.01	0.00	0.01	0.00	0.00	0.01

### 04 Distributions Schedule

#### Distributions - Foreign Income

Holdings	Ex Date	Due Date	Foreign Income	Controlled Foreign Company (CFC) Income	Total Amount	Foreign Tax Offset (Income)	Excess Withholding Tax (Note 1)	Total Assessable Income
SMLL	01/07/21	16/07/21 ✓	0.05	0.00	0.05	0.01	0.00	0.06
<b>Subtotal for SMLL</b>			<b>0.06</b>	<b>0.00</b>	<b>0.06</b>	<b>0.01</b>	<b>0.00</b>	<b>0.07</b>
VAS	01/10/20	16/10/20	9.67	0.00	9.67	0.17	0.00	9.84
VAS	04/01/21	19/01/21	16.41	0.00	16.41	0.67	0.00	17.08
VAS	03/04/21	20/04/21	11.11	0.00	11.11	0.32	0.00	11.43
VAS	01/07/21	16/07/21 ✓	32.77	0.00	32.77	1.06	0.00	33.83
<b>Subtotal for VAS</b>			<b>69.96</b>	<b>0.00</b>	<b>69.96</b>	<b>2.22</b>	<b>0.00</b>	<b>72.18</b>
WXHG	29/06/21	12/07/21 ✓	213.50	0.00	213.50	34.49	0.00	247.99
<b>Subtotal for WXHG</b>			<b>213.50</b>	<b>0.00</b>	<b>213.50</b>	<b>34.49</b>	<b>0.00</b>	<b>247.99</b>
<b>Total</b>			<b>2,219.19</b>	<b>0.00</b>	<b>2,219.19</b>	<b>78.66</b>	<b>0.00</b>	<b>2,297.85</b>

Note 1: Excess Withholding Tax refers to the portion of foreign withholding tax that cannot be claimed as a tax offset.

### 03 Dividends Schedule

Dividends - Foreign Income

Holdings	Ex Date	Due Date	Foreign Income	Foreign Tax Offset (Income)	Excess Withholding Tax (Note 1)	Total Assessable Income
VEU	23/06/20	21/07/20	70.79	15.17	15.17	101.13
VEU	22/09/20	20/10/20	93.15	19.96	19.96	133.07
VEU	22/12/20	22/01/21	114.39	24.51	24.51	163.41
VEU	23/03/21	22/04/21	41.39	8.87	8.87	59.13
<b>Subtotal for VEU</b>			<b>319.72</b>	<b>68.51</b>	<b>68.51</b>	<b>456.74</b>
VTS	26/06/20	24/07/20	58.55	12.55	12.55	83.65
VTS	28/09/20	26/10/20	55.89	11.98	11.98	79.85
VTS	29/12/20	28/01/21	59.13	12.67	12.67	84.47
VTS	26/03/21	27/04/21	50.89	10.90	10.90	72.69
<b>Subtotal for VTS</b>			<b>224.46</b>	<b>48.10</b>	<b>48.10</b>	<b>320.66</b>
<b>Total</b>			<b>544.18 ✓</b>	<b>116.61 ✓</b>	<b>116.61 ✗</b>	<b>777.40</b>

Note 1: Excess Withholding Tax refers to the portion of foreign withholding tax that cannot be claimed as a tax offset.

- tax rec  
item

### 04 Distributions Schedule

Distributions - Capital Gains (including Foreign Capital Gains)

Holdings	Ex Date	Due Date	-- Capital Gains Discounted --		-- Capital Gains - Indexed --		-- Capital Gains - Other --		Capital Gains Gross Up	Total Amount	Foreign Tax Offsets (Capital Gains)	Total Assessable Income
			Capital Gains Discount (TARP)	Capital Gains Discount (NTARP)	Capital Gains Index (TARP)	Capital Gains Index (NTARP)	Capital Gains Other (TARP)	Capital Gains Other (NTARP)				
IEM	22/12/2020	6/01/2021	0.00	5.43	0.00	0.00	0.00	0.01	5.43	10.87	0.00	10.87
IEM	1/07/2021	13/07/2021	0.00	4.76	0.00	0.00	0.00	0.01	4.76	9.53	0.00	9.53
<b>Subtotal for IEM</b>			0.00	10.19	0.00	0.00	0.00	0.02	10.19	20.40	0.00	20.40
SMLL	4/01/2021	19/01/2021	0.19	29.52	0.00	0.00	0.00	33.64	29.70	93.05	0.00	93.05
SMLL	1/07/2021	16/07/2021	1.20	186.64	0.00	0.00	0.03	212.76	187.84	588.47	0.00	588.47
<b>Subtotal for SMLL</b>			1.39	216.16	0.00	0.00	0.03	246.40	217.54	681.52	0.00	681.52
VAS	1/07/2021	16/07/2021	0.00	75.40	0.00	0.00	0.00	0.00	75.40	150.80	0.00	150.80
<b>Subtotal for VAS</b>			0.00	75.40	0.00	0.00	0.00	0.00	75.40	150.80	0.00	150.80
WXHG	29/06/2021	12/07/2021	0.00	115.51	0.00	0.00	0.00	0.00	115.51	231.02	0.00	231.02
<b>Subtotal for WXHG</b>			0.00	115.51	0.00	0.00	0.00	0.00	115.51	231.02	0.00	231.02
<b>Total</b>			<b>1.39</b>	<b>417.26</b>	<b>0.00</b>	<b>0.00</b>	<b>0.03</b>	<b>246.42</b>	<b>418.64</b>	<b>1,083.74</b>	<b>0.00</b>	<b>1,083.74</b>

Note 1: TARP refers to taxable Australian real property, NTARP refers to non-taxable Australian real property.

Note 2: NCMi capital gains and excluded from NCMi capital gains are included in the relevant capital gains figures above. If these components have been received, details will appear in Additional Information for Non-residents – NCMi Components Detail in Schedule B.

## 04 Distributions Schedule

## Distributions - Non-Assessable Income

Holdings	Ex Date	Due Date	Tax Exempt	Tax Free	Tax Deferred (Note 1)	Return of Capital (Note 1)	Capital Gains Concession	Non-assessable Non-exempt Amount	Deductions	AMIT Cost Base Adjustment (Note 1, 2)	Total Amount	Net Exempt Income (Note 3)
DJRE	30/12/20	13/01/21	0.00	0.00	0.00	0.00	0.00	0.00	0.00	0.31	0.31	0.00
DJRE	29/06/21	12/07/21	0.00	0.00	0.00	0.00	0.00	0.00	0.00	0.67	0.67	0.00
<b>Subtotal for DJRE</b>			<b>0.00</b>	<b>0.00</b>	<b>0.00</b>	<b>0.00</b>	<b>0.00</b>	<b>0.00</b>	<b>0.00</b>	<b>0.98</b>	<b>0.98</b>	<b>0.00</b>
OMF0009AU	31/07/20	10/08/20	0.00	0.00	0.01	0.00	0.00	0.00	0.00	0.00	0.01	0.00
OMF0009AU	31/08/20	07/09/20	0.00	0.00	0.01	0.00	0.00	0.00	0.00	0.00	0.01	0.00
OMF0009AU	30/09/20	09/10/20	0.00	0.00	0.01	0.00	0.00	0.00	0.00	0.00	0.01	0.00
OMF0009AU	30/11/20	07/12/20	0.00	0.00	0.01	0.00	0.00	0.00	0.00	0.00	0.01	0.00
OMF0009AU	31/12/20	11/01/21	0.00	0.00	0.01	0.00	0.00	0.00	0.00	0.00	0.01	0.00
OMF0009AU	31/01/21	05/02/21	0.00	0.00	0.01	0.00	0.00	0.00	0.00	0.00	0.01	0.00
OMF0009AU	28/02/21	05/03/21	0.00	0.00	0.01	0.00	0.00	0.00	0.00	0.00	0.01	0.00
OMF0009AU	30/04/21	07/05/21	0.00	0.00	0.01	0.00	0.00	0.00	0.00	0.00	0.01	0.00
OMF0009AU	31/05/21	08/06/21	0.00	0.00	0.02	0.00	0.00	0.00	0.00	0.00	0.02	0.00
OMF0009AU	30/06/21	16/07/21	0.00	0.00	0.03	0.00	0.00	0.00	0.00	0.00	0.03	0.00
<b>Subtotal for OMF0009AU</b>			<b>0.00</b>	<b>0.00</b>	<b>0.13</b>	<b>0.00</b>	<b>0.00</b>	<b>0.00</b>	<b>0.00</b>	<b>0.00</b>	<b>0.13</b>	<b>0.00</b>
SMLL	04/01/21	19/01/21	0.00	0.00	0.00	0.00	0.00	0.00	0.00	(50.54)	(50.54)	0.00
SMLL	01/07/21	16/07/21	0.00	0.00	0.00	0.00	0.00	0.00	0.00	(319.62)	(319.62)	0.00
<b>Subtotal for SMLL</b>			<b>0.00</b>	<b>0.00</b>	<b>0.00</b>	<b>0.00</b>	<b>0.00</b>	<b>0.00</b>	<b>0.00</b>	<b>(370.16)</b>	<b>(370.16)</b>	<b>0.00</b>
VAS	01/04/21	20/04/21	0.00	0.00	0.00	0.00	0.00	0.00	0.00	24.79	24.79	0.00
VAS	01/07/21	16/07/21	0.00	0.00	0.00	0.00	0.00	0.00	0.00	(148.60)	(148.60)	0.00
<b>Subtotal for VAS</b>			<b>0.00</b>	<b>0.00</b>	<b>0.00</b>	<b>0.00</b>	<b>0.00</b>	<b>0.00</b>	<b>0.00</b>	<b>(123.81)</b>	<b>(123.81)</b>	<b>0.00</b>
<b>Total</b>			<b>0.00</b>	<b>0.00</b>	<b>0.13</b>	<b>0.00</b>	<b>0.00</b>	<b>0.00</b>	<b>0.00</b>	<b>(492.99)</b>	<b>(492.86)</b>	<b>0.00</b>

Note 1: Some tax deferred, return of capital, and AMIT cost base decrease components of distributions shown as non-assessable income may have been reclassified as realised capital gains for tax purposes, if they have given rise to a capital gains event. Details are in 06 Gain/Loss Schedule.

Note 2: AMIT cost base decrease is displayed as a positive AMIT Cost Base Adjustment and is added to obtain the Total Amount. AMIT cost base increase is displayed as a negative AMIT Cost Base Adjustment and is subtracted to obtain the Total Amount. Cost base adjustments adjust the cost base for tax purposes.

Note 3: This component is included for information purposes only. It is not included directly in the determination of the cash amount but is used to calculate the AMIT cost base adjustment, which represents the overall difference between the attributable and the cash components.



**S & P VELDEN SUPERANNUATION FUND**

Page 1 of 1

**ABN 78 688 076 259****Ledger Entries Report for the year ending 30 June, 2021**

12/05/2022

12:14

<b>Date</b>	<b>Trans No</b>	<b>Chq/Rec</b>	<b>Description</b>	<b>Code</b>	<b>Debit</b>	<b>Credit</b>	<b>Total</b>
<b>Account number 1510 - Accountancy</b>							
06/08/2020	000000011	P	D Baker		2,500.00		2,500.00
12/10/2020	000000023	P	Ron Brukwinski Tax		1,200.00		3,700.00
26/04/2021	000000057	P	D Baker		298.00		3,998.00
23/06/2021	000000068	P	D Baker		2,600.00		6,598.00
23/06/2021	000000069	P	D Baker		190.00		6,788.00
<b>Total</b>					<b>6,788.00</b>		

**D. BAKER & ASSOCIATES PTY LTD**  
**Chartered Accountants**

A.B.N. 96 099 535 065  
 PO BOX 310  
 MIDLAND, WA 6936  
 Unit 1, 4 Farrall Road, Midvale, WA  
 Phone (08) 9274 6637

S & P VELDEN SUPERANNUATION FUND  
 33 BROOKLAND STREET  
 BECKENHAM WA 6107

**Statement**  
  
 Ref: VEL06  
 As at 30 June, 2021

Date	Description	Debit	Credit
09/07/2020	Invoice 027462 Issued	2,500.00	
06/08/2020	Receipt 028716 Applied Against Invoice 027462		2,500.00
27/05/2021	Invoice 028507 Issued	2,600.00	
23/06/2021	Receipt 029906 Applied Against Invoice 028507		2,600.00
			\$5100.00
			+\$488.00 (PTD)
			\$5588.00

<b>120+ Days</b> 0.00	<b>90 Days</b> 0.00	<b>60 Days</b> 0.00	<b>30 Days</b> 0.00	<b>Current</b> 0.00	<b>Amount Due:</b>
--------------------------	------------------------	------------------------	------------------------	------------------------	--------------------

**Terms: Seven Days From Date Of Invoice**

*Please detach the portion below and forward with your payment*

**Remittance Advice**

S & P VELDEN SUPERANNUATION FUND  
 ALL CREDIT CARD PAYMENTS attract a 1.25% charge

Ref: VEL06  
 As at 30 June, 2021

Cheque    Mastercard    Visa    Amount Due:

Card Number   

Cardholder ..... Signature ..... Expiry Date .....

**PAYMENT CAN BE MADE DIRECTLY TO OUR BANK**  
 BSB 06 6115 Account 1038 7658 D.Baker & Associates Pty Ltd

# D. BAKER & ASSOCIATES PTY LTD

Chartered Accountants

A.B.N. 96 099 535 065  
PO BOX 310  
MIDLAND, WA 6936  
Unit 1, 4 Farrall Road, Midvale, WA  
Phone (08) 9274 6637

S & P VELDEN SUPER PTY LTD  
33 BROOKLAND STREET  
BECKENHAM WA 6107

**Statement**  
  
Ref: VEL05  
As at 30 June, 2021

Date	Description	Debit	Credit
16/03/2021	Invoice 028294 Issued	298.00	
26/04/2021	Receipt 029620 Applied Against Invoice 028294		298.00
09/06/2021	Invoice 028671 Issued	190.00	
23/06/2021	Receipt 029907 Applied Against Invoice 028671		190.00
			<u>488.00</u>

<b>120+ Days</b> 0.00	<b>90 Days</b> 0.00	<b>60 Days</b> 0.00	<b>30 Days</b> 0.00	<b>Current</b> 0.00	<b>Amount Due:</b>
--------------------------	------------------------	------------------------	------------------------	------------------------	--------------------

**Terms: Seven Days From Date Of Invoice**

*Please detach the portion below and forward with your payment*

**Remittance Advice**

S & P VELDEN SUPER PTY LTD Ref: VEL05  
 ALL CREDIT CARD PAYMENTS attract a 1.25% charge As at 30 June, 2021

Cheque    Mastercard    Visa    Amount Due:

Card Number

Cardholder ..... Signature ..... Expiry Date .....

**PAYMENT CAN BE MADE DIRECTLY TO OUR BANK**  
 BSB 06 6115 Account 1038 7658 D.Baker & Associates Pty Ltd

RONALD J BRUKWINSKI, EA, CPA, CTA  
14 ANACAPRI ROAD  
HILLARYS, WA 6025  
AUSTRALIA  
Ph :011 618 9403 2682  
Mob: 0434 546 774  
E-mail ronb44@bigpond.com

October 11, 2020

S and P Velden Pty Ltd  
33 Brookland Street  
Beckenham, Western Australia, 6107  
Australia

Statement of Charges for Services Rendered :

Tax Consulting and follow-up on various tax related issues.

2020 Form 1120-F U.S. Income Tax Return of a Foreign Corporation  
With all applicable schedules

2020 Form F-1120A Florida Corporate Tax Return

Fee for Services Rendered \$ 1,200.00

Balance is payable ten (10) days from the date of this invoice.

P&N Bank Account  
RJ & CA Brukwinski  
BSB # 806=015  
A/C # 01970399

*Paid  
12/10/20*

**S & P VELDEN SUPERANNUATION FUND**

Page 1 of 1

**ABN 78 688 076 259****Ledger Entries Report for the year ending 30 June, 2021**

12/05/2022

12:15

<b>Date</b>	<b>Trans No</b>	<b>Chq/Rec</b>	<b>Description</b>	<b>Code</b>	<b>Debit</b>	<b>Credit</b>	<b>Total</b>
<b>Account number 1515 - Administration fees</b>							
21/12/2020	000000034	P	GPS Planning Fee		4,400.00		4,400.00
21/12/2020	000000035	R	GPS Planning Fee			4,400.00	0.00
07/01/2021	000000041	P	GPS Planning Fee		4,400.00		4,400.00
30/06/2021	000000121	J	Ongoing portfolio fees		1,915.89		6,315.89
<b>Total</b>					<b>10,715.89</b>	<b>4,400.00</b>	



Prestige Portfolios Pty Ltd  
ABN: 48 153 307 487  
3 Whitehorse Dr, Harrisdale WA 6112

P: (08) 6365 5410 M: 0435 210 194  
corne@prestigeportfolios.com.au

### TAX INVOICE

S&P Velden SMSF	<b>Invoice Number:</b>	2028
ATT : Stephen & Pauline Velden	<b>Invoice Date</b>	17/12/2020
33 Brookland Street	<b>Total Amount Due</b>	<b>\$ 4,400.00</b>
Beckenham, WA, 6107		

#### SUMMARY OF CHARGES

Description	GST	Total
Ongoing financial advice to maximise current and future income	\$400.00	\$4,400.00
	<b>TOTAL</b>	<b>\$4,400.00</b>

**ADVISER NAME:** Corné Wilbers – Prestige Portfolios Pty Ltd

**Please note :** This invoice is payable on presentation of the Statement of Advice.

#### PAYMENT METHODS

- Direct Debit** – Please complete the direct debit section and sign the enclosed Account Pay form. Please return your completed form to this office.  
NOTE: Fees apply to Direct Debit transactions.
- Cheque** – Please make cheque payable to: **“GPS WEALTH LTD”** and forward to this office.  
Under no circumstances should a cheque be made payable to the adviser or this office.
- Credit Card** – Please complete the credit card section and sign the enclosed Account Pay form.  
NOTE: Fees may apply to Credit Card transactions.

## 07 Expenses Schedule

Source	Managed Portfolio	Type	Date Paid	Deductible Amount (\$)	GST (\$)	Non-Deductible Amount (\$)	GST (\$)
Licensee Fee Jun 2020 - GPS Wealth Ltd		Licensee Fees	3/07/2020	16.76	0.41	0.00	0.00
Portfolio Service Fees Jun 2020 - Hub24		Portfolio Service Fees	3/07/2020	82.91	2.94	0.00	0.00
Investment Management Fee Jun 2020 - CARE Core Balanced Portfolio		Investment Management Fee	3/07/2020	59.22	1.45	0.00	0.00
Buy OMF0099AU - Transaction Fee		Transaction Fee	22/07/2020	3.09	0.07	0.00	0.00
Licensee Fee Jul 2020 - GPS Wealth Ltd		Licensee Fees	6/08/2020	17.75	0.43	0.00	0.00
Portfolio Service Fees Jul 2020 - Hub24		Portfolio Service Fees	6/08/2020	86.67	3.07	0.00	0.00
Investment Management Fee Jul 2020 - CARE Core Balanced Portfolio		Investment Management Fee	6/08/2020	61.43	1.49	0.00	0.00
Licensee Fee Aug 2020 - GPS Wealth Ltd		Licensee Fees	3/09/2020	18.07	0.44	0.00	0.00
Portfolio Service Fees Aug 2020 - Hub24		Portfolio Service Fees	3/09/2020	87.31	3.08	0.00	0.00
Investment Management Fee Aug 2020 - CARE Core Balanced Portfolio		Investment Management Fee	3/09/2020	62.00	1.51	0.00	0.00
Expense Recovery 19/20		Portfolio Service Fees	2/10/2020	27.11	0.66	0.00	0.00
Licensee Fee Sep 2020 - GPS Wealth Ltd		Licensee Fees	5/10/2020	17.28	0.42	0.00	0.00
Portfolio Service Fees Sep 2020 - Hub24		Portfolio Service Fees	5/10/2020	84.09	2.97	0.00	0.00
Investment Management Fee Sep 2020 - CARE Core Balanced Portfolio		Investment Management Fee	5/10/2020	59.68	1.45	0.00	0.00
Portfolio Service Fees Oct 2020 - Hub24		Portfolio Service Fees	4/11/2020	87.37	3.09	0.00	0.00
Investment Management Fee Oct 2020 - CARE Core Balanced Portfolio		Investment Management Fee	4/11/2020	62.60	1.53	0.00	0.00
Portfolio Service Fees Nov 2020 - Hub24		Portfolio Service Fees	3/12/2020	85.19	2.99	0.00	0.00
Investment Management Fee Nov 2020 - CARE Core Balanced Portfolio		Investment Management Fee	3/12/2020	62.10	1.52	0.00	0.00
Buy HOW0052AU - Transaction Fee		Transaction Fee	18/12/2020	2.17	0.05	0.00	0.00
Buy OMF0009AU - Transaction Fee		Transaction Fee	22/12/2020	0.89	0.02	0.00	0.00
Portfolio Service Fees Dec 2020 - Hub24		Portfolio Service Fees	5/01/2021	88.89	3.12	0.00	0.00
Investment Management Fee Dec 2020 - CARE Core Balanced Portfolio		Investment Management Fee	5/01/2021	65.87	1.61	0.00	0.00
Portfolio Service Fees Jan 2021 - Hub24		Portfolio Service Fees	3/02/2021	89.30	3.13	0.00	0.00
Investment Management Fee Jan 2021 - CARE Core Balanced Portfolio		Investment Management Fee	3/02/2021	66.34	1.62	0.00	0.00
Portfolio Service Fees Feb 2021 - Hub24		Portfolio Service Fees	4/03/2021	81.16	2.84	0.00	0.00
Investment Management Fee Feb 2021 - CARE Core Balanced Portfolio		Investment Management Fee	4/03/2021	60.59	1.48	0.00	0.00

S & P Velden Superannuation Fund  
24015213

## 07 Expenses Schedule

Source	Managed Portfolio	Type	Date Paid	Deductible Amount (\$)	GST (\$)	Non-Deductible Amount (\$)	GST (\$)
Portfolio Service Fees Mar 2021 - Hub24		Portfolio Service Fees	8/04/2021	89.90	3.15	0.00	0.00
Investment Management Fee Mar 2021 - CARE Core Balanced Portfolio		Investment Management Fee	8/04/2021	67.05	1.63	0.00	0.00
Portfolio Service Fees Apr 2021 - Hub24		Portfolio Service Fees	5/05/2021	87.75	3.06	0.00	0.00
Investment Management Fee Apr 2021 - CARE Core Balanced Portfolio		Investment Management Fee	5/05/2021	66.34	1.62	0.00	0.00
Portfolio Service Fees May 2021 - Hub24		Portfolio Service Fees	4/06/2021	91.83	3.19	0.00	0.00
Investment Management Fee May 2021 - CARE Core Balanced Portfolio		Investment Management Fee	4/06/2021	68.75	1.68	0.00	0.00
Buy OMF0009AU - Transaction Fee		Transaction Fee	24/06/2021	8.38	0.20	0.00	0.00
Sell HOW0052AU - Transaction Fee		Transaction Fee	24/06/2021	0.05	0.00	0.00	0.00
<b>Total</b>				<b>1,915.89</b>	<b>57.92</b>	<b>0.00</b>	<b>0.00</b>

Note 1: Refer to the Statement of Advice (SOA) and/or Financial Services Guide (FSG) of your Adviser for details of fees payable to your Adviser and/or Dealer Group. Most fees charged to your account are assumed to be deductible for tax purposes – however we assume the contribution fee is not deductible. You should check your individual circumstances with your tax adviser.



## 08 Supporting Information

### Cash Balance Summary

	Opening balance (\$)	Deposits (\$)	Withdrawals (\$)	Expenses (\$)	Income (\$)	Closing balance (\$)
<b>Cash Account</b>						
Cash Account	3,921.68	52,782.76	(22.63)	(1,901.31)	0.00	54,780.50
	3,921.68	52,782.76	(22.63)	(1,901.31) ✓	0.00	54,780.50
<b>Managed Portfolios</b>						
CARE Core Balanced Portfolio	1,805.20	15,061.11	(22,672.90)	(14.58)	7,760.13	1,938.96
	1,805.20	15,061.11	(22,672.90)	(14.58) ✓	7,760.13	1,938.96
<b>Account Total</b>	<b>5,726.88</b>	<b>67,843.87</b>	<b>(22,695.53)</b>	<b>(1,915.89) A</b>	<b>7,760.13</b>	<b>56,719.46</b>

Note: Adjustments for any accrued amount income (uncleared and pending cash) is reflected in the following page.

**S & P VELDEN SUPERANNUATION FUND**

**ABN 78 688 076 259**

**Ledger Entries Report for the year ending 30 June, 2021**

12/05/2022  
12:15

<u>Date</u>	<u>Trans No</u>	<u>Chq/Rec</u>	<u>Description</u>	<u>Code</u>	<u>Debit</u>	<u>Credit</u>	<u>Total</u>
<b>Account number 1535 - Audit fees</b>							
06/08/2020	000000010	P	AW Boys		495.00		495.00
23/06/2021	000000070	P	AW Boys		495.00		990.00
<b>Total</b>					<b>990.00</b>		

# SUPER AUDITS

## TAX INVOICE

**Supplier:** Super Audits

**Auditor:** A.W. Boys  
SMSF Auditor Number (SAN) 100014140  
Registered Company Auditor (67793)

**Address:** Box 3376  
Rundle Mall 5000

**ABN:** 20 461 503 652

**Services:** Auditing

**Date:** 3 August 2020

**Recipient:** S & P Velden Superannuation Fund

**Address:** C/- PO Box 310, MIDLAND WA 6936

### Description of Services


Statutory audit of the S & P Velden Superannuation Fund for the financial year ending 30 June 2019.

**Fee:** \$450.00

**GST:** \$45.00

**Total:** \$495.00

Payment can be made with a cheque payable to Super Audits postal address being Box 3376 Rundle Mall 5000 or alternatively an EFT can be made BSB 015-056 Account No. 387392386.



# SUPER AUDITS

## TAX INVOICE

**Supplier:** Super Audits

**Auditor:** A.W. Boys  
SMSF Auditor Number (SAN) 100014140  
Registered Company Auditor (67793)

**Address:** Box 3376  
Rundle Mall 5000

**ABN:** 20 461,503 652

**Services:** Auditing

**Date:** 9 June 2021

**Recipient:** S & P Velden Super Fund

**Address:** C/- PO Box 310 MIDLAND WA 6936

### Description of Services


Statutory audit of the S & P Velden Super Fund for the financial year ending 30 June 2020.

**Fee:** \$450.00

**GST:** \$45.00

**Total:** \$495.00

Payment can be made with a cheque payable to Super Audits postal address being Box 3376 Rundle Mall 5000 or alternatively an EFT can be made BSB 015-056 Account No. 387392386.



**S & P VELDEN SUPERANNUATION FUND**

Page 1 of 1

**ABN 78 688 076 259****Ledger Entries Report for the year ending 30 June, 2021**

12/05/2022

12:13

Date	Trans No	Chq/Rec	Description	Code	Debit	Credit	Total
<b>Account number 1545 - Bank Fees And Charges</b>							
01/07/2020	000000002	P	Account Fee	FOA	10.00		10.00
15/07/2020	000000110	P	Safe deposit box annual fee	FOA	150.00		160.00
24/07/2020	000000004	P	Overdrawn Fee	FOA	15.00		175.00
03/08/2020	000000006	P	Account Fee	FOA	10.00		185.00
01/09/2020	000000017	P	Account Fee	FOA	10.00		195.00
01/10/2020	000000021	P	Account Fee	FOA	10.00		205.00
26/10/2020	000000025	P	Overdrawn Fee	FOA	15.00		220.00
02/11/2020	000000027	P	Account Fee	FOA	10.00		230.00
01/12/2020	000000033	P	Account Fee	FOA	10.00		240.00
31/12/2020	000000039	P	Ezi Failpay	FOA	21.90		261.90
04/01/2021	000000040	P	Account Fee	FOA	10.00		271.90
27/01/2021	000000044	P	Overdrawn Fee	FOA	15.00		286.90
01/02/2021	000000046	P	Account Fee	FOA	10.00		296.90
24/02/2021	000000048	P	Overdrawn Fee		15.00		311.90
01/03/2021	000000051	P	Account Fee	FOA	10.00		321.90
01/04/2021	000000054	P	Account Fee	FOA	10.00		331.90
03/05/2021	000000059	P	Account Fee	FOA	10.00		341.90
01/06/2021	000000064	P	Account Fee	FOA	10.00		351.90
Total					<b>351.90</b>		



**ASIC**  
Australian Securities & Investments Commission

ABN 86 768 265 615

**Inquiries**  
www.asic.gov.au/invoices  
1300 300 630

S & P VELDEN SUPER PTY LTD  
D. BAKER & ASSOCIATES PTY LTD  
PO BOX 310  
MIDLAND DC WA 6936

**INVOICE STATEMENT**

Issue date 10 Mar 21  
S & P VELDEN SUPER PTY LTD

ACN 149 795 513  
Account No. 22 149795513

*Paid 26/4/21*

**Summary**

Opening Balance	\$0.00
New items	\$55.00
Payments & credits	\$0.00
<b>TOTAL DUE</b>	<b>\$55.00</b>

**Please pay**

Immediately	<b>\$0.00</b>
By 10 May 21	<b>\$55.00</b>

*If you have already paid please ignore this invoice statement.*

- Amounts are not subject to GST. (Treasurer's determination - exempt taxes, fees and charges).
- Payment of your annual review fee will maintain your registration as an Australian company.

*Transaction details are listed on the back of this page*

- Late fees will apply if you do NOT
  - tell us about a change during the period that the law allows
  - bring your company or scheme details up to date within 28 days of the date of issue of the annual statement, or
  - pay your review fee within 2 months of the annual review date.
- Information on late fee amounts can be found on the ASIC website.



**ASIC**  
Australian Securities & Investments Commission

**PAYMENT SLIP**  
S & P VELDEN SUPER PTY LTD

ACN 149 795 513 Account No: 22 149795513



22 149795513

<b>TOTAL DUE</b>	<b>\$55.00</b>
Immediately	<b>\$0.00</b>
By 10 May 21	<b>\$55.00</b>

*Payment options are listed on the back of this payment slip*

	<b>Billers Code: 17301</b>
	<b>Ref: 2291497955131</b>



\*814 129 0002291497955131 33



## Superannuation

### Annual Statement

1 July 2020 to 30 June 2021

Life Insured	: Pauline Helen Velden	Commencement date	: 23/02/2017
Policy number	: 1670139		
Adviser	: Corne Wilbers		
Adviser number	: 88983		
Policy Owner	: S & P Velden Super Fund		
Issuer	: TAL Life Limited		
AFSL	: 237848	ABN	: 70 050 109 450

### Insurance Benefits as at 30 June 2021

Pauline Helen Velden's Benefits	\$
Death Sum Insured	1396194.89

### Summary

	\$
Withdrawal Value as at 01/07/2020	0.00
Total Premiums and Rollovers	6264.80
Total Insurance Premiums	( 6264.80 ) A
Withdrawal Value as at 30/06/2021	0.00
Total Policy Fees (included in total insurance premiums paid)	99.48

#### TAL Life Limited

ABN 70 050 109 450 | AFSL 237848  
 GPO Box 5380, Sydney NSW 2001  
 Level 16, 363 George Street  
 Sydney NSW 2000

Customer Service  
 P 1300 209 088  
 F 1300 351 133  
 E customerservice@tal.com.au

W tal.com.au

**Superannuation****Annual Statement**

Life Insured : Pauline Helen Velden

Policy number : 1670139

**Transaction listing**

<b>Date</b>	<b>Transaction</b>	<b>Amount</b> \$
23/07/2020	Premium	480.95✓
24/08/2020	Premium	480.95✓
23/09/2020	Premium	480.95✓
23/10/2020	Premium	480.95✓
23/11/2020	Premium	480.95✓
23/12/2020	Premium	480.95✓
25/01/2021	Premium	480.95✓
23/02/2021	Premium	579.63✓
23/03/2021	Premium	579.63✓
23/04/2021	Premium	579.63✓
24/05/2021	Premium	579.63✓
23/06/2021	Premium	579.63✓
23/07/2020	Insurance Premium	( 480.95 )
24/08/2020	Insurance Premium	( 480.95 )
23/09/2020	Insurance Premium	( 480.95 )
23/10/2020	Insurance Premium	( 480.95 )
23/11/2020	Insurance Premium	( 480.95 )
23/12/2020	Insurance Premium	( 480.95 )
25/01/2021	Insurance Premium	( 480.95 )
23/02/2021	Insurance Premium	( 579.63 )
23/03/2021	Insurance Premium	( 579.63 )
23/04/2021	Insurance Premium	( 579.63 )
24/05/2021	Insurance Premium	( 579.63 )
23/06/2021	Insurance Premium	( 579.63 )



**S & P VELDEN SUPERANNUATION FUND**

Page 1 of 1

**ABN 78 688 076 259****Ledger Entries Report for the year ending 30 June, 2021**

12/05/2022

12:19

<b>Date</b>	<b>Trans No</b>	<b>Chq/Rec</b>	<b>Description</b>	<b>Code</b>	<b>Debit</b>	<b>Credit</b>	<b>Total</b>
<b>Account number 1760 - Interest - Australia</b>							
31/07/2020	000000005	P	Interest	FOA	0.44		0.44
31/08/2020	000000016	P	Interest	FOA	0.35		0.79
30/10/2020	000000026	P	Interest	FOA	0.32		1.11
30/11/2020	000000031	P	Interest	FOA	0.88		1.99
31/12/2020	000000038	P	Interest	FOA	2.35		4.34
11/01/2021	000000042	R	Interest Refund	FOA		0.78	3.56
29/01/2021	000000045	P	Interest	FOA	0.04		3.60
26/02/2021	000000049	P	Interest	FOA	1.20		4.80
31/03/2021	000000053	P	Interest	FOA	0.75		5.55
<b>Total</b>					<b>6.33</b>	<b>0.78</b>	