

Nelson Superannuation Fund
ABN 76 791 650 146
Comparative Trial Balance as at 30 June 2023

	2023 \$ Dr	2023 \$ Cr	2022 \$ Dr	2022 \$ Cr
Income				
0550	Dividends - Franked	8,378.88		9,594.08
0551	Dividends - Unfranked	10,349.53		14,759.88
0552	Franking Credits	3,590.94		4,111.74
0575	Interest received	649.63		16.81
0716	Employers contributions			
0716.02	- Employers contributions	24,792.84		26,034.85
		24,792.84		26,034.85
0890	Changes in NMV	38,037.25	54,574.89	
Expenses				
1510	Accounting Fees	3,200.00		3,171.21
1535	Audit fees	620.00		600.00
1685	Filing fees	59.00		55.00
1798	Management fees	1,000.00		1,960.00
1930	Sundry expenses	259.00		259.00
1970	Group life premiums			
1970.01	- Insurance - Neil	12,992.32		12,679.12
1970.02	- Insurance- Sussan			11,052.56
		12,992.32		23,731.68
1998	Income tax expense - Earnings			
1998.01	- Income Tax Earnings - Neil	334.34		91.83
1998.02	- Income Tax Earnings - Susan	391.47		102.33
		725.81		194.16
1999	Income tax expense - Contribution			
1999.02	- Income Tax Contribution - Susan	3,718.93		3,905.23
		3,718.93		3,905.23
Current Assets				
2000	Macquarie Cash Management Acc	49,003.11		18,447.58
2101	Sundry debtors	8,195.46		12,701.58

These financial statements are unaudited. They must be read in conjunction with the attached Accountant's Compilation Report and Notes which form part of these financial statements.

Nelson Superannuation Fund
ABN 76 791 650 146
Comparative Trial Balance as at 30 June 2023

	2023 \$ Dr	2023 \$ Cr	2022 \$ Dr	2022 \$ Cr
Non Current Assets				
2520	Portfolio Valuation	524,281.50		524,281.50
2530	Movements In Net Market Value	74,114.45		36,077.20
Current Liabilities				
3325	Taxation	44.83		1,867.48
Equity				
4000	Opening balance - Members fund			
4000.01	- Opening balance - Members fund		273,335.90	301,123.57
4000.02	- Opening balance - Members fund		320,039.44	335,530.56
		<u>593,375.34</u>		<u>636,654.13</u>
4080	Benefits paid			
4080.02	- Benefits paid	960.00		9,733.30
		<u>960.00</u>		<u>9,733.30</u>
		<u>679,174.41</u>	<u>679,174.41</u>	<u>691,365.65</u>
	Net Profit		63,224.01	33,545.49

SMSF Allocation of Tax Payable & Earnings

Do not put any data into the green cells
Only put Data into the blue cells

Name of Fund Nelson Superannuation Fund

Year 2023

Income Tax Payable per Income Tax Reconciliation worksheet \$ 4,444.73

This amount represents the income tax attributable to the earnings of the SMSF
\$ 725.80

Super Contributions:	Tax on Conts	
Member 1	\$ -	\$ -
Member 2	\$ 24,792.84	\$ 3,718.93
Member 3	\$ -	\$ -
Member 4	\$ -	\$ -
Total	\$ 24,792.84	\$ 3,718.93

Tax on Earnings **Total** **Tax on Earnings**
Less Insurance **Earnings** **to be Allocated**

Earnings allocated				
Member 1	\$25,735.47	\$ 12,992.32	\$12,743.15	\$ 334.34
Member 2	\$30,132.76	\$ -	\$30,132.76	\$ 391.47
Member 3	\$0.00	\$ -	\$0.00	\$ -
Member 4	\$0.00	\$ -	\$0.00	\$ -
	\$55,868.23			
	\$80,661.07			
Total Tax - this must match H10				\$ 725.80

Allocation In Accounts	
Member 1	\$12,408.81
Member 2	\$49,855.21
Member 3	\$0.00
Member 4	\$0.00
Here is your entry	
ITE - Earnings Mem 1	\$334.34
ITE - Earnings Mem 2	\$391.47
ITE - Earnings Mem 3	\$0.00
ITE - Earnings Mem 4	\$0.00
ITE - Contributions Mem 1	\$0.00
ITE - Contributions Mem 2	\$3,718.93
ITE - Contributions Mem 3	\$0.00
ITE - Contributions Mem 4	\$0.00
Provision for Tax	\$4,444.73

Has any member paid Superannuation surcharge for year? Enter amounts below	
Member 1	\$ -
Member 2	\$ -
Member 3	\$ -
Member 4	\$ -

Enter - Co-Confs and Govt Co-confs into the SMSF & Trsfers In	
Member 1	\$ -
Member 2	\$ -
Member 3	\$ -
Member 4	\$ -

Enter benefits paid out to members	
Member 1	\$ -
Member 2	\$ 960.00
Member 3	\$ -
Member 4	\$ -
	\$ 960.00

SMSF Allocation of Earnings

Name of Fund Nelson Superannuation Fund

Members Opening Balance

Member 1
Member 2
Member 3
Member 4
Total

\$	273,335.90
\$	320,039.44
\$	-
\$	-
\$	593,375.34

Insurance

\$	12,992.32
\$	-
\$	-
\$	-

Net Profit per Handledger Accounts - \$67,668.75 ✓

Less Contributions \$ 24,792.84 ✓

Add Insurance \$ 12,992.32 ✓

Net Earnings of SMSF after adjusting for Contributions & Insurance \$55,868.23 \$ 593,375.34
0.46
0.54

Allocation of Earnings

Member 1
Member 2
Member 3
Member 4

\$25,735.47
\$30,132.76
\$0.00
\$0.00

Total \$55,868.23 ✓

SMSF Income Tax Reconciliation

Name of Fund

Nelson Superannuation Fund

Year Ending

2023

Income (Loss) per the accounts at year end

\$67,668.75 ✓

Add:

- Unrealised Losses (per Handilegder accs)
- Realised Losses (per Handilegder accs)
- Non Deductible Expenses
- Other

New Corp Trustee

\$	-

Total

\$ -

Adjusted Taxable Income

\$ 67,668.75

Less:

- Unrealised Profits (per Handilegder accs)
- Realised Profits (per Handilegder accs)
- Non Taxable Income
- Undeducted contributions
- Exempt Pension Income

[Audio Note on trust income](#)

[Audio note on 'other'](#)

Exempt Income

Exempt Expenses

\$	38,037.25
\$	-

Total

\$ 38,037.25

Adjusted Taxable Income

\$ 29,631.50

Refer Comment

Add:

- Capital Gains (loss) - shares [Audio notes - shares](#)
- Capital Gains (loss) - managed funds [Audio notes managed funds](#)
- Capital Gains (loss) - other [Audio notes other](#)
- Capital losses carried forward from prior year

\$	-
\$	-

Current Year Capital Losses Carried Forward
\$0.00

Total

\$ -

(This should match the total tax capital losses for the fund for the year)

Adjusted Taxable Income

\$ 29,631.50

Calculate and enter (if applicable) 33.33% discount on capital gains

[Audio Notes 1/3 Discount](#)

\$	-	0
\$	-	

Final Taxable Income

\$ 29,631.50

Income Tax Payable

\$4,444.73 ✓

Ignore Audio below
[Tax Loss Audio Note](#)






MACQUARIE

MACQUARIE BANK LIMITED
AFSL 237502
ABN 46 008 953 542
www.macquarie.com.au

GPO Box 2520
Sydney, NSW 2001

1 Shelley Street
Sydney, NSW 2000



053 376679

NELSUN SUPERANNUATION FUND
32 SUTHERLAND STREET
DERBY WA 6728

account balance **\$49,003.11**
as at 30 Jun 23

account name TURFIE PTY LTD ATF NELSUN SUPERANNUATION FUND
account no. 964990592

transaction	description	debits	credits	balance
31.05.23	OPENING BALANCE			44,628.52
02.06.23	QUICKSUPER QUICKSPR3491087345	0716.00	2,625.00	47,253.52
19.06.23	SENTINEL R+A FEE MAY 23	1794		47,153.52
30.06.23	MACQUARIE CMA INTEREST PAID*	0575	99.99	47,253.11
30.06.23	QUICKSUPER QUICKSPR3512074426	0716.00	1,750.00	49,003.11
	CLOSING BALANCE AS AT 30 JUN 23	100.00	4,474.59	49,003.11

* Stepped interest rates for the period 1 June to 22 June: balances \$0.00 to \$4,999.99 earned 2.50% balances \$5,000.00 and above earned 2.50% pa (22 days); 23 June to 30 June: balances \$0.00 to \$4,999.99 earned 2.75% balances \$5,000.00 and above earned 2.75% pa (8 days)

how to make a transaction

online
Log in to www.macquarie.com.au/personal
by phone
Call 133 275 to make a phone transaction
transfers from another bank account
Transfer funds from another bank to this account:
BSB 182 512
ACCOUNT NO. 964990592

deposits using BPay
From another bank

Bill code: 667022
Ref: 964 990 592

continued on next




MACQUARIE

enquiries 1800 806 310
transact@macquarie.com
www.macquarie.com.au

GPO Box 2520
Sydney, NSW 2001

1 Shelley Street
Sydney, NSW 2000



053 76639

NELSUN SUPERANNUATION FUND
32 SUTHERLAND STREET
DERBY WA 6728

account balance **\$44,628.52**
as at 31 May 23

account name TURFIE PTY LTD ATF NELSUN SUPERANNUATION FUND
account no. 964990592

transaction	description	debits	credits	balance
28.04.23	OPENING BALANCE			42,746.71
05.05.23	QUICKSUPER QUICKSPR3469733383	0716.00	1,887.82	44,634.53
18.05.23	SENTINEL R+A FEE APR 23	1797	100.00	44,534.53
31.05.23	MACQUARIE CMA INTEREST PAID*	0575	93.99	44,628.52
	CLOSING BALANCE AS AT 31 MAY 23	100.00	1,981.81	44,628.52

* Stepped interest rates for the period 29 April to 18 May: balances \$0.00 to \$4,999.99 earned 2.25% balances \$5,000.00 and above earned 2.25% pa (20 days); 19 May to 31 May: balances \$0.00 to \$4,999.99 earned 2.50% balances \$5,000.00 and above earned 2.50% pa (13 days)

how to make a transaction

online
Log in to www.macquarie.com.au/personal
by phone
Call 133 275 to make a phone transaction
transfers from another bank account
Transfer funds from another bank to this account:
BSB 182 512
ACCOUNT NO. 964990592

deposits using BPay
From another bank

Bill code: 667022
Ref: 964 990 592

continued on next



Macquarie Cash Management Account

MACQUARIE BANK LIMITED
ABN 46 008 583 542
A-SSL 237592



063
NELSON SUPERANNUATION FUND
32 SUTHERLAND STREET
DERBY WA 6728

enquiries 1800 806 310
transact@macquarie.com
www.macquarie.com.au
GPO Box 2520
Sydney, NSW 2001

1 Shelley Street
Sydney, NSW 2000

account balance **\$42,746.71**
as at 28 Apr 23


account name TURFIE PTY LTD ATF NELSON
SUPERANNUATION FUND
account no. 964990592

transaction	description	debits	credits	balance
31.03.23	OPENING BALANCE			39,518.03
11.04.23	TRANSACT FUNDS TFR TO SUCCESS TAX PROFES	319.00		39,199.03
14.04.23	QUICKSUPER QUICKSPR3453731512	0716.02	1,826.56	41,025.59
18.04.23	SENTINEL R-A FEE MAR23	1791	80.00	40,945.59
20.04.23	IFRA DST 001295523048		277.44	41,223.03
20.04.23	VGE PAYMENT APR23/00804175		22.77	41,245.80
20.04.23	VGS PAYMENT APR23/00817615		204.71	41,450.51
20.04.23	VAP PAYMENT APR23/00816874		211.07	41,661.58
20.04.23	VAF PAYMENT APR23/00807296		260.72	41,922.30
20.04.23	VHY PAYMENT APR23/00814987		592.57	42,514.87
21.04.23	QUICKSUPER QUICKSPR3459135968		26.25	42,541.12
21.04.23	QUICKSUPER QUICKSPR3459135969		26.25	42,567.37

how to make a transaction

online
Log in to www.macquarie.com.au/personal
by phone
Call 133 275 to make a phone transaction
transfers from another bank account
Transfer funds from another bank to this account:
BSB 182 512
ACCOUNT NO. 964990592

deposits using BPAY
From another bank



Bill to code: 667022
Ref: 964 990 592

Macquarie Cash Management Account

account name TURFIE PTY LTD ATF NELSON
SUPERANNUATION FUND
account no. 964990592

transaction	description	debits	credits	balance
24.04.23	XARO DST 001285306528		108.89	42,676.26
28.04.23	MACQUARIE CMA INTEREST PAID*	2575	70.45	42,746.71
	CLOSING BALANCE AS AT 28 APR 23	399.00	3,627.88	42,746.71

* Stopped interest rates for the period 1 April to 28 April: balances \$0.00 to \$4,999.99 earned 2.25% balances \$5,000.00 and above earned 2.25% pa (28 days)



Macquarie Cash Management Account

MACQUARIE BANK LIMITED
AFSL 237502
ABN 46 008 583 542
www.macquarie.com.au

enquiries 1800 806 310
transact@macquarie.com
www.macquarie.com.au

GPO Box 2520
Sydney, NSW 2001



053
102803

NELSUN SUPERANNUATION FUND
32 SUTHERLAND STREET
DERBY WA 6728

1 Shelley Street
Sydney, NSW 2000

account balance **\$39,518.03**
as at 31 Mar 23

account name TURFIE PTY LTD ATF NELSUN
SUPERANNUATION FUND
account no. 964990592

transaction	description	debits	credits	balance
28.02.23	OPENING BALANCE			38,380.44
10.03.23	QUICKSUPER QUICKSPR3428261539	6716.02	1,750.00	40,130.44
14.03.23	BPAY TO TAX OFFICE PAYMENTS	604.00		39,526.44
17.03.23	SENTINEL R+A FEE FEB 23	1798	80.00	39,446.44
31.03.23	MACQUARIE CMA INTEREST PAID*	0176	71.59	39,518.03
	CLOSING BALANCE AS AT 31 MAR 23	684.00	1,821.59	39,518.03

* Stopped interest rates for the period 1 March to 21 March: balances \$0.00 to \$4,999.99 earned 2.10%
balances \$5,000.00 and above earned 2.10% pa (21 days), 22 March to 31 March: balances \$0.00 to
\$4,999.99 earned 2.25% balances \$5,000.00 and above earned 2.25% pa (10 days)

how to make a transaction

online
Log in to www.macquarie.com.au/personal
by phone
Call 133 275 to make a phone transaction
transfers from another bank account
Transfer funds from another bank to this account:
BSB 182 512
ACCOUNT NO. 964990592

deposits using BPAY
From another bank
 Biller code: 667022
Ref: 964 990 592

continued on next



Macquarie Cash Management Account

MACQUARIE BANK LIMITED
AFSL 237502
ABN 46 008 583 542
www.macquarie.com.au

enquiries 1800 806 310
transact@macquarie.com
www.macquarie.com.au

GPO Box 2520
Sydney, NSW 2001



053
78926

NELSUN SUPERANNUATION FUND
32 SUTHERLAND STREET
DERBY WA 6728

1 Shelley Street
Sydney, NSW 2000

account balance **\$38,380.44**
as at 28 Feb 23

account name TURFIE PTY LTD ATF NELSUN
SUPERANNUATION FUND
account no. 964990592

transaction	description	debits	credits	balance
31.01.23	OPENING BALANCE			36,627.18
07.02.23	QUICKSUPER QUICKSPR3404852445	0716.02	26.25	36,653.43
22.02.23	SENTINEL R+A FEE JAN 23	1798	80.00	36,573.43
28.02.23	MACQUARIE CMA INTEREST PAID*	0578	57.01	36,630.44
28.02.23	QUICKSUPER QUICKSPR3420045398	0716.02	1,750.00	38,380.44
	CLOSING BALANCE AS AT 28 FEB 23	80.00	1,833.26	38,380.44

* Stopped interest rates for the period 1 February to 21 February: balances \$0.00 to \$4,999.99 earned 2.00%
balances \$5,000.00 and above earned 2.00% pa (21 days), 22 February to 28 February: balances \$0.00 to
\$4,999.99 earned 2.10% balances \$5,000.00 and above earned 2.10% pa (7 days)

how to make a transaction

online
Log in to www.macquarie.com.au/personal
by phone
Call 133 275 to make a phone transaction
transfers from another bank account
Transfer funds from another bank to this account:
BSB 182 512
ACCOUNT NO. 964990592

deposits using BPAY
From another bank
 Biller code: 667022
Ref: 964 990 592

continued on next



Macquarie Cash Management Account

MACQUARIE BANK LIMITED
ABN 46 008 583 542
AFSL 2317502



NELSUN SUPERANNUATION FUND
32 SUTHERLAND STREET
DERBY WA 6728

enquiries 1800 806 310
transact@macquarie.com
www.macquarie.com.au

GPO Box 2520
Sydney, NSW 2001

1 Shelley Street
Sydney, NSW 2000

account balance **\$36,627.18**
as at 31 Jan 23


account name TURFIE PTY LTD ATF NELSUN
SUPERANNUATION FUND
account no. 964990592

transaction	description	debits	credits	balance
30.12.22	OPENING BALANCE			29,975.84
06.01.23	ATO ATO00800017634022		2,508.85	32,484.69
12.01.23	WDV DST 001287994903		449.56	32,934.25
13.01.23	SENTINEL RVA FEE DEC22	80.00		32,854.25
18.01.23	NDQ DST 001286619332		56.38	32,910.63
18.01.23	OOZ DST 001286154926		3,113.99	36,024.62
18.01.23	IFRA DST 001286661712		277.44	36,302.06
18.01.23	VPF PAYMENT JAN23/00807436		143.91	36,445.97
18.01.23	VAP PAYMENT JAN23/00816056		242.23	36,688.20
18.01.23	VGS PAYMENT JAN23/00817808		277.06	36,965.26
18.01.23	VGE PAYMENT JAN23/00804208		406.65	37,371.91
18.01.23	VHY PAYMENT JAN23/00814616		829.10	38,201.01

how to make a transaction

- online
Log in to www.macquarie.com.au/personal
- by phone
Call 133 275 to make a phone transaction
- transfers from another bank account
Transfer funds from another bank to this account.
BSB 162 512
ACCOUNT NO. 964990592

deposits using BPay
From another bank



Bill code: 667022
Ref: 964 990 592



Macquarie Cash Management Account

enquiries 1800 806 310

account name TURFIE PTY LTD ATF NELSUN
SUPERANNUATION FUND
account no. 964990592

transaction	description	debits	credits	balance
20.01.23	XARO DST 001288014069		175.07	38,376.08
24.01.23	QUICKSUPER QUICKSPR394812756	076.02	1,750.00	40,126.08
30.01.23	Funds transfer TRANSACT FUNDS TFR TO SUCCESS TAX PROFES	3,560.00		36,566.08
31.01.23	Interest MACQUARIE CMA INTEREST PAID*	0.75	61.10	36,627.18
	CLOSING BALANCE AS AT 31 JAN 23	3,640.00	10,291.34	36,627.18

* Stepped interest rates for the period 31 December to 31 January; balances \$0.00 to \$4,999.99 earned 2.00%
balances \$5,000.00 and above earned 2.00% pa (32 days)



Macquarie Cash Management Account

MACQUARIE BANK LIMITED
 ABN 46 008 593 542 AFSL 237502
 enquiries 1800 806 310
 transact@macquarie.com
 www.macquarie.com.au
 GPO Box 2520
 Sydney, NSW 2001



053 364058
 NELSUN SUPERANNUATION FUND
 32, SUTHERLAND STREET
 DERBY WA 6728
 1 Shelley Street
 Sydney, NSW 2000

account balance **\$29,975.84**
 as at 30 Dec 22

account name TURFIE PTY LTD ATF NELSUN
 SUPERANNUATION FUND
 account no. 964990592

transaction	description	debits	credits	balance
30.11.22	OPENING BALANCE			27,386.46
07.12.22	SENTINEL R+A FEE NOV22	80.00		27,306.46
15.12.22	QUICKSUPER QUICKSPR3368838612	0716.02	2,625.00	29,931.46
30.12.22	MACQUARIE CMA INTEREST PAID*	0575	44.38	29,975.84
	CLOSING BALANCE AS AT 30 DEC 22	80.00	2,669.38	29,975.84

* Stopped interest rates for the period 1 December to 15 December: balances \$0.00 to \$4,999.99 earned 1.75% balances \$5,000.00 and above earned 1.75% pa (15 days); 16 December to 30 December: balances \$0.00 to \$4,999.99 earned 2.00% balances \$5,000.00 and above earned 2.00% pa (15 days)

how to make a transaction

online
 Log in to www.macquarie.com.au/personal
 by phone
 Call 133 275 to make a phone transaction
 Transfers from another bank account
 Transfer funds from another bank to this account:
 BSB 182 512
 ACCOUNT NO. 964990592

deposits using BPay
 From another bank

 Biller code: 667022
 Ref. 964 990 592



Macquarie Cash Management Account

MACQUARIE BANK LIMITED
 ABN 46 008 593 542 AFSL 237502
 enquiries 1800 806 310
 transact@macquarie.com
 www.macquarie.com.au
 GPO Box 2520
 Sydney, NSW 2001



053 77244
 NELSUN SUPERANNUATION FUND
 32, SUTHERLAND STREET
 DERBY WA 6728
 1 Shelley Street
 Sydney, NSW 2000

account balance **\$27,386.46**
 as at 30 Nov 22

account name TURFIE PTY LTD ATF NELSUN
 SUPERANNUATION FUND
 account no. 964990592

transaction	description	debits	credits	balance
31.10.22	OPENING BALANCE			40,221.92
03.11.22	CLEARVIEWLIFENV 514520383014368660	3,879.70		36,342.22
11.11.22	QUICKSUPER QUICKSPR3343972716	0716.07	1,755.76	38,097.98
15.11.22	SENTINEL R+A FEE OCT22	80.00		38,017.98
17.11.22	TAL Life Limited 1710766-C5092262	9,112.62		28,905.36
28.11.22	BPAY TO TAX OFFICE PAYMENTS	603.00		28,302.36
28.11.22	TRANSACT FUNDS TFR TO BETTERLINK GROUP	960.00		27,342.36
30.11.22	MACQUARIE CMA INTEREST PAID*		44.10	27,386.46

how to make a transaction

online
 Log in to www.macquarie.com.au/personal
 by phone
 Call 133 275 to make a phone transaction
 Transfers from another bank account
 Transfer funds from another bank to this account:
 BSB 182 512
 ACCOUNT NO. 964990592

deposits using BPay
 From another bank

 Biller code: 667022
 Ref. 964 990 592



Macquarie Cash Management Account

enquiries 1800 806 310

account name TURFIEPTY LTD ATF NELSUN
SUPERANNUATION FUND
account no. 964990592

transaction	description	debits	credits	balance
	CLOSING BALANCE AS AT 30 NOV 22	14,635.32	1,799.86	27,386.46

* Stepped interest rates for the period 1 November to 15 November: balances \$0.00 to \$4,999.99 earned 1.50%, balances \$5,000.00 and above earned 1.50% pa (15 days), 16 November to 30 November: balances \$0.00 to \$4,999.99 earned 1.75%, balances \$5,000.00 and above earned 1.75% pa (15 days)



Macquarie Cash Management Account

MACQUARIE BANK LIMITED
ABN 48 008 583 342 AFSL 237502

enquiries 1800 806 310
transact@macquarie.com
www.macquarie.com.au

GPO Box 2520
Sydney, NSW 2001



NELSUN SUPERANNUATION FUND
32 SUTHERLAND STREET
DERBY WA 6728

1 Shelley Street
Sydney, NSW 2000

account balance **\$40,221.92**
as at 31 Oct 22

account name TURFIEPTY LTD ATF NELSUN
SUPERANNUATION FUND
account no. 964990592

transaction	description	debits	credits	balance
30.09.22	OPENING BALANCE			35,672.68
11.10.22	DEPOSIT SUPER QUICKSPR3318857464	0716.02	1,750.00	37,422.68
18.10.22	IFRA DST 001285245378		277.44	37,700.12
18.10.22	VAP PAYMENT OCT22/00816296		152.02	37,852.14
18.10.22	VAF PAYMENT OCT22/00807487		233.87	38,086.01
18.10.22	VGS PAYMENT OCT22/00816557		318.03	38,404.04
18.10.22	VGE PAYMENT OCT22/00804292		329.61	38,733.65
18.10.22	VHY PAYMENT OCT22/00814461		1,346.28	40,079.93
18.10.22	SENTINEL R+A FEE SEP22	80.00		39,999.93
20.10.22	XARO DST 001285050515		176.71	40,176.64
31.10.22	MACQUARIE CMA INTEREST PAID*		45.28	40,221.92

how to make a transaction

online
Log in to www.macquarie.com.au/personal
by phone
Call 133 275 to make a phone transaction
Transfers from another bank account
Transfer funds from another bank to this account:
BSB 182 512
ACCOUNT NO. 964990592

deposits using BPay
From another bank



Bill code: 667022
Ref: 964 990 592



Macquarie Cash Management Account

enquiries 1800 806 310

account name TURFIEPTY LTD ATF NELSUN SUPERANNUATION FUND
account no. 964990592

transaction	description	debits	credits	balance
	CLOSING BALANCE AS AT 31 OCT 22	80.00	4,629.24	40,221.92

* Stepped interest rates for the period 1 October to 13 October: balances \$0.00 to \$4,999.99 earned 1.25% balances \$5,000.00 and above earned 1.25% pa (13 days), 14 October to 31 October: balances \$0.00 to \$4,999.99 earned 1.50% balances \$5,000.00 and above earned 1.50% pa (18 days)

continued on next

077302

Macquarie Cash Management Account

MACQUARIE BANK LIMITED
AFSL 237502
ABN 46 006 583 542



063 103875

NELSUN SUPERANNUATION FUND
32 SUTHERLAND STREET
DERBY WA 6728

GPO Box 2520
Sydney, NSW 2001

1 Shelley Street
Sydney, NSW 2000

enquiries 1800 806 310
transact@macquarie.com
www.macquarie.com.au

account balance **\$35,672.68**
as at 30 Sep 22

account name TURFIEPTY LTD ATF NELSUN SUPERANNUATION FUND
account no. 964990592


transaction	description	debits	credits	balance
31.08.22	OPENING BALANCE			33,971.22
02.09.22	QUICKSUPER QUICKSPR289614042	076.00	1,750.00	35,721.22
20.09.22	SENTINEL R+A FEE AUG22	1798		35,641.22
30.09.22	MACQUARIE CMA INTEREST PAID*	0545	31.46	35,672.68
	CLOSING BALANCE AS AT 30 SEP 22	80.00	1,761.46	35,672.68

* Stepped interest rates for the period 1 September to 15 September: balances \$0.00 to \$4,999.99 earned 0.90% balances \$5,000.00 and above earned 0.90% pa (15 days), 16 September to 30 September: balances \$0.00 to \$4,999.99 earned 1.25% balances \$5,000.00 and above earned 1.25% pa (15 days)

how to make a transaction

- online
Log in to www.macquarie.com.au/personal
- by phone
Call 133 275 to make a phone transaction
- transfers from another bank account
Transfer funds from another bank to this account:
BSB 182 512
ACCOUNT NO. 964990592

deposits using BPay
From another bank



Bill code: 667022
Ref: 964 990 592

continued on next

0468 162316

12
52875



Macquarie Cash Management Account

MACQUARIE BANK LIMITED
ABN 46 008 583 542 AFSL 237592

enquiries 1800 806 310
transact@macquarie.com
www.macquarie.com.au

GPO Box 2520
Sydney, NSW 2001



053 77643

NELSUN SUPERANNUATION FUND
32 SUTHERLAND STREET
DERBY WA 6728

1 Shelley Street
Sydney, NSW 2000

account balance **\$33,971.22**
as at 31 Aug 22

account name TURFIE PTY LTD ATF NELSUN
SUPERANNUATION FUND
account no. 964990592

transaction	description	debits	credits	balance
29.07.22	OPENING BALANCE			32,889.42
02.08.22	BPAY	592.00		32,297.42
12.08.22	QUICKSUPER QUICKSPR3273831938		1,811.25	34,108.67
16.08.22	SENTINEL R+A FEE JUN22	80.00		34,028.67
19.08.22	SENTINEL R+A FEE JUL22	80.00		33,948.67
31.08.22	MACQUARIE CMA INTEREST PAID*		22.55	33,971.22
	CLOSING BALANCE AS AT 31 AUG 22	752.00	1,833.80	33,971.22

* Stepped interest rates for the period 30 July to 11 August: balances \$0.00 to \$4,999.99 earned 0.50%
balances \$5,000.00 and above earned 0.50% pa (13 days); 12 August to 31 August: balances \$0.00 to
\$4,999.99 earned 0.90% balances \$5,000.00 and above earned 0.90% pa (20 days)

how to make a transaction

online
Log in to www.macquarie.com.au/personal
by phone
Call 133 275 to make a phone transaction
Transfers from another bank account
Transfer funds from another bank to this account:
BSB 182 512
ACCOUNT NO. 964990592

deposits using BPay
From another bank



Bill code: 667022
Ref: 964 990 592

continued on next



Macquarie Cash Management Account

MACQUARIE BANK LIMITED
ABN 46 008 583 542 AFSL 237592

enquiries 1800 806 310
transact@macquarie.com
www.macquarie.com.au

GPO Box 2520
Sydney, NSW 2001



053 76477

NELSUN SUPERANNUATION FUND
32 SUTHERLAND STREET
DERBY WA 6728

1 Shelley Street
Sydney, NSW 2000

account balance **\$32,889.42**
as at 29 Jul 22

account name TURFIE PTY LTD ATF NELSUN
SUPERANNUATION FUND
account no. 964990592

transaction	description	debits	credits	balance
30.06.22	OPENING BALANCE			18,447.58
12.07.22	WDV DST 001276687270		640.90	19,088.48
15.07.22	QUICKSUPER QUICKSPR325202594		1,682.70	20,771.18
18.07.22	VGE PAYMENT JUL22/00804351		181.77	20,952.95
18.07.22	VAP PAYMENT JUL22/00816406		342.61	21,295.56
18.07.22	VGS PAYMENT JUL22/00818463		500.63	21,796.19
18.07.22	VHY PAYMENT JUL22/00813755		1,309.22	23,105.41
18.07.22	NDQ DST JUNE 001279/05170		1,529.16	24,634.57
18.07.22	OOZ DST 001279317577		5,824.29	30,458.86
20.07.22	XARO DST 001278798121		2,144.99	32,603.85
25.07.22	IFRA DST 001278928734		277.44	32,881.29
29.07.22	MACQUARIE CMA INTEREST PAID*		8.13	32,889.42

how to make a transaction

online
Log in to www.macquarie.com.au/personal
by phone
Call 133 275 to make a phone transaction
Transfers from another bank account
Transfer funds from another bank to this account:
BSB 182 512
ACCOUNT NO. 964990592

deposits using BPay
From another bank



Bill code: 667022
Ref: 964 990 592

continued on next

12A

Nelson Superannuation Fund

ABN 76 791 650 146

Ledger Entries Report for the year ending 30 June, 2023

16/02/2024

11:59

Date	Trans No	Chq/Rec	Description	Code	Debit	Credit	Total
Account number 2101 - Sundry debtors							
01/07/2022	000000001	J	Opening balance		12,701.58		12,701.58
12/07/2022	000000002	R	WDIV DST			640.90	12,060.68
18/07/2022	000000004	R	VGE Payment Jul 22			181.77	11,878.91
18/07/2022	000000005	R	VAP Payment Jul 22			342.61	11,536.30
18/07/2022	000000006	R	VGS Payment Jul 22			500.63	11,035.67
18/07/2022	000000007	R	VHY Payment Jul 22			1,309.22	9,726.45
18/07/2022	000000008	R	NDQ DST Jun			1,529.16	8,197.29
18/07/2022	000000009	R	QOZ DST			5,824.29	2,373.00
20/07/2022	000000010	R	XARO DST			2,144.99	228.01
25/07/2022	000000011	R	IFRA DST			277.44	(49.43)
30/06/2023	000000084	J	IFRA		294.78		245.35
30/06/2023	000000084	J	NDQ		1,422.14		1,667.49
30/06/2023	000000084	J	QOZ		3,389.43		5,056.92
30/06/2023	000000084	J	VAF		282.03		5,338.95
30/06/2023	000000084	J	VAP		218.04		5,556.99
30/06/2023	000000084	J	VGE		123.48		5,680.47
30/06/2023	000000084	J	VGS		1,019.43		6,699.90
30/06/2023	000000084	J	VHY		812.67		7,512.57
30/06/2023	000000084	J	WDIV		682.89		8,195.46
Total					20,946.47	12,751.01	



Australian Government
Australian Taxation Office

PAYG Instalments report 2023

Tax Agent 76696008
Last Updated 27/01/2024

TFN	Client Name	Quarter 1 (\$)	Quarter 2 (\$)	Quarter 3 (\$)	Quarter 4 (\$)	Total Instalment (\$)
998695991	THE TRUSTEE FOR NELSUN SUPERANNUATION FUND	603.00	604.00	Not Applicable	Not Applicable	1,207.00

Total No of Clients: 1



Australian Government
Australian Taxation Office

Agent BLOSSOM ACCOUNTANTS &
 BUSINESS ADVISER
Client THE TRUSTEE FOR NELSON
 SUPERANNUATION FUND
ABN 76 791 650 146
TFN 998 695 991

Income tax 002

Date generated	31 January 2024
Overdue	\$0.00
Not yet due	\$0.00
Balance	\$0.00

Transactions

6 results found - from **31 January 2022** to **31 January 2024** sorted by **processed date** ordered **newest to oldest**

Processed date	Effective date	Description	Debit (DR)	Credit (CR)	Balance
3 Jan 2023	6 Jan 2023	EFT refund for Income Tax for the period from 01 Jul 21 to 30 Jun 22	\$2,508.85		\$0.00
27 Dec 2022	27 Dec 2022	Tax return Self Man Superfund - Income Tax for the period from 01 Jul 21 to 30 Jun 22		\$2,508.85	\$2,508.85 CR
10 Jun 2022	10 Jun 2022	General interest charge			\$0.00
10 Jun 2022	9 Jun 2022	Payment received		\$847.75	\$0.00
1 Jun 2022	1 Jun 2022	General interest charge			\$847.75 DR
14 Feb 2022	16 May 2022	Tax return Self Man Superfund - Income Tax for the period from 01 Jul 20 to 30 Jun 21	\$847.75		\$847.75 DR

15



Australian Government
Australian Taxation Office

Agent BLOSSOM ACCOUNTANTS &
BUSINESS ADVISER
Client THE TRUSTEE FOR NELSON
SUPERANNUATION FUND
ABN 76 791 650 146
TFN 998 695 991

Activity statement 004

Date generated	31 January 2024
Overdue	\$0.00
Not yet due	\$0.00
Balance	\$0.00

Transactions

16 results found - from 31 January 2022 to 31 January 2024 sorted by **processed date** ordered **newest to oldest**

Processed date	Effective date	Description	Debit (DR)	Credit (CR)	Balance
15 Mar 2023	15 Mar 2023	General interest charge			\$0.00
15 Mar 2023	14 Mar 2023	Payment received		\$604.00	\$0.00
5 Mar 2023	28 Feb 2023	Original Activity Statement for the period ending 31 Dec 22 - PAYG Instalments	\$604.00		\$604.00 DR
29 Nov 2022	29 Nov 2022	General interest charge			\$0.00
29 Nov 2022	28 Nov 2022	Payment received		\$603.00	\$0.00
1 Nov 2022	1 Nov 2022	General interest charge			\$603.00 DR
30 Oct 2022	28 Oct 2022	Original Activity Statement for the period ending 30 Sep 22 - PAYG Instalments	\$603.00		\$603.00 DR
3 Aug 2022	3 Aug 2022	General interest charge			\$0.00
3 Aug 2022	2 Aug 2022	Payment received		\$592.00	\$0.00
1 Aug 2022	1 Aug 2022	General interest charge			\$592.00 DR
31 Jul 2022	28 Jul 2022	Original Activity Statement for the period ending 30 Jun 22 - PAYG Instalments	\$592.00		\$592.00 DR
1 May 2022	1 May 2022	General interest charge			\$0.00

17

Processed date	Effective date	Description	Debit (DR)	Credit (CR)	Balance
1 May 2022	28 Apr 2022	Original Activity Statement for the period ending 31 Mar 22 - PAYG Instalments	\$885.00		\$0.00
22 Apr 2022	21 Apr 2022	Payment received		\$885.00	\$885.00 CR
7 Mar 2022	7 Mar 2022	General interest charge			\$0.00
7 Mar 2022	28 Feb 2022	Original Activity Statement for the period ending 31 Dec 21 - PAYG Instalments	\$445.00		\$0.00

Portfolio Valuation

As At: 30 June 2023

Account Name: TURFIE PTY LTD <NELSUN S/F A/C>
 Account Code: 20002673

Code	Security Name	Call /Put	Strike Price \$	Expiry Date	SPC	Holding	Unit Cost \$	Net Cost \$	Price \$	Market Value		Gain /Loss \$
										\$	%	
IFRA	VanEck FTSE Global Infrastructure (Hedged) ETF					1,734	19,464	33,750.61	20.20	35,026.80	5,410	1,276.19
NDQ	Betashares Nasdaq 100 ETF					1,817	14,528	26,396.98	35.05	63,685.85	9,837	37,288.87
QOZ	Betashares Ftse Rafi Australia 200 Etf					7,923	13,605	107,790.42	14.76	116,943.48	18,064	9,153.06
VAF	Vanguard Australian Fixed Interest Index Etf					2,233	49,252	109,979.71	44.54	99,457.82	15,363	-10,521.89
VAP	Vanguard Australian Property Securities Index Etf					263	83,615	21,990.76	77.30	20,329.90	3,140	-1,660.86
VGE	Vanguard Ftse Emerging Markets Shares Etf					492	63,509	31,246.37	67.69	33,303.48	5,144	2,057.11
VGS	Vanguard MSCI Index International Shares ETF					913	67,392	61,528.59	106.54	97,271.02	15,025	35,742.43
VHY	Vanguard Australian Shares High Yield Etf					1,050	63,072	66,225.94	67.63	71,011.50	10,969	4,785.56
WDIV	SPDR S&P GLOBAL DIVIDEND FUND					1,400	18,110	25,353.39	17.20	24,080.00	3,719	-1,273.39
XARO	ActiveX Ardea Real Outcome Bond Fund					1,530	26,156	40,018.73	24.37	37,286.10	5,759	-2,732.63
MBLCCMH	Macquarie CMA					49,003.11	1,000	49,003.11	1.00	49,003.11	7,569	
Total:										573,284.61	100.00	74,114.45

Grand Total: 647,399.06

- 49,003.11

598,395.95

Handwritten signature

Capital Gains Tax - Realised

From 1 July 2022 Through 30 June 2023

2

TURFIE PTY LTD <NELSUN S/F A/C>
20002673

Account Name:
Account Code:

Sale Date	Purchase Tax Date	Purchase Trade Date	Movement Quantity	Actual Cost	Sale Proceeds	Total Gain	Cost Base	Reduced Cost Base	Indexed Cost Base	Discounted Gain	Indexed Gain	CGT Gain	CGT Loss
No records exist.													
Total for Product:													
Grand Total:													
No cost base provided													

Investment Expenses Paid

From 1 July 2022 Through 30 June 2023

Account Name: TURFIE PTY LTD <NELSUN S/F A/C>
 Account Code: 20002673

Date	Position	Description	Amount Paid	GST
Expenses				
Client Fee				
<i>(Client Fee amounts include GST)</i>				
16 Aug 2022	Macquarie CMA	SENTINEL R+A FEE JUN22	-80.00	
19 Aug 2022	Macquarie CMA	SENTINEL R+A FEE JUL22	-80.00	
20 Sep 2022	Macquarie CMA	SENTINEL R+A FEE AUG22	-80.00	
18 Oct 2022	Macquarie CMA	SENTINEL R+A FEE SEP22	-80.00	
15 Nov 2022	Macquarie CMA	SENTINEL R+A FEE OCT22	-80.00	
07 Dec 2022	Macquarie CMA	SENTINEL R+A FEE NOV22	-80.00	
13 Jan 2023	Macquarie CMA	SENTINEL R+A FEE DEC22	-80.00	
22 Feb 2023	Macquarie CMA	SENTINEL R+A FEE JAN23	-80.00	
17 Mar 2023	Macquarie CMA	SENTINEL R+A FEE FEB23	-80.00	
18 Apr 2023	Macquarie CMA	SENTINEL R+A FEE MAR23	-80.00	
18 May 2023	Macquarie CMA	SENTINEL R+A FEE APR23	-100.00	
19 Jun 2023	Macquarie CMA	SENTINEL R+A FEE MAY23	-100.00	
Tax General				
02 Aug 2022	Macquarie CMA	BPAY TO TAX OFFICE PAYMENTS	-592.00	
28 Nov 2022	Macquarie CMA	BPAY TO TAX OFFICE PAYMENTS	-603.00	
30 Jan 2023	Macquarie CMA	TRANSACT FUNDS TFR TO SUCCESS TAX PROFES	-3,560.00	
14 Mar 2023	Macquarie CMA	BPAY TO TAX OFFICE PAYMENTS	-604.00	
11 Apr 2023	Macquarie CMA	TRANSACT FUNDS TFR TO SUCCESS TAX PROFES	-319.00	
Total Expenses:			-6,678.00	
Grand Total:			-6,678.00	

1000
 PAYABLE
 Attention: My Account

Cash Transaction Summary

From 1 July 2022 Through 30 June 2023

ii

Account Name: TURFIE PTY LTD <NELSUN S/F A/C>
 Account Code: 20002673

964990592 (Macq Cash) - TURFIE PTY LTD ATF NELSUN SUPERANNUATION FUND Macquarie CMA (MBLCCMH.CASH)

Opening Balance	01 Jul 2022		18,447.58
Client Fee			
	16 Aug 2022	SENTINEL R+A FEE JUN22	-80.00
	19 Aug 2022	SENTINEL R+A FEE JUL22	-80.00
	20 Sep 2022	SENTINEL R+A FEE AUG22	-80.00
	18 Oct 2022	SENTINEL R+A FEE SEP22	-80.00
	15 Nov 2022	SENTINEL R+A FEE OCT22	-80.00
	07 Dec 2022	SENTINEL R+A FEE NOV22	-80.00
	13 Jan 2023	SENTINEL R+A FEE DEC22	-80.00
	22 Feb 2023	SENTINEL R+A FEE JAN23	-80.00
	17 Mar 2023	SENTINEL R+A FEE FEB23	-80.00
	18 Apr 2023	SENTINEL R+A FEE MAR23	-80.00
	18 May 2023	SENTINEL R+A FEE APR23	-100.00
	19 Jun 2023	SENTINEL R+A FEE MAY23	-100.00
		Total Client Fee:	-1,000.00
Deposit			
	15 Jul 2022	QUICKSUPER QUICKSPR3252202594	1,682.70
	12 Aug 2022	QUICKSUPER QUICKSPR3273931938	1,811.25
	02 Sep 2022	QUICKSUPER QUICKSPR3289614042	1,750.00
	11 Oct 2022	QUICKSUPER QUICKSPR3318957484	1,750.00
	11 Nov 2022	QUICKSUPER QUICKSPR3343972716	1,755.76
	15 Dec 2022	QUICKSUPER QUICKSPR3368838612	2,625.00
	06 Jan 2023	ATO ATO08000017634022	2,508.85
	24 Jan 2023	QUICKSUPER QUICKSPR3394812756	1,750.00
	07 Feb 2023	QUICKSUPER QUICKSPR3404852445	26.25
	28 Feb 2023	QUICKSUPER QUICKSPR3420045398	1,750.00
	10 Mar 2023	QUICKSUPER QUICKSPR3428261539	1,826.56
	14 Apr 2023	QUICKSUPER QUICKSPR3453731512	26.25
	21 Apr 2023	QUICKSUPER QUICKSPR3459135968	26.25
	21 Apr 2023	QUICKSUPER QUICKSPR3459135969	1,887.82
	05 May 2023	QUICKSUPER QUICKSPR3469733383	2,625.00
	02 Jun 2023	QUICKSUPER QUICKSPR3491087345	1,750.00
	30 Jun 2023	QUICKSUPER QUICKSPR3512074426	27,301.69
		Total Deposit:	27,301.69

22

Distribution Effect

WDIV DST 001278687270	12 Jul 2022	640.90
NDQ DST JUNE 001279705170	18 Jul 2022	1,529.16
QOZ DST 001279317577	18 Jul 2022	5,824.29
VGE PAYMENT JUL22/00804351	18 Jul 2022	181.77
VAP PAYMENT JUL22/00816406	18 Jul 2022	342.61
VGS PAYMENT JUL22/00818463	18 Jul 2022	500.63
VHY PAYMENT JUL22/00813755	18 Jul 2022	1,309.22
XARO DST 001278798121	20 Jul 2022	2,144.99
IFRA DST 001279828734	25 Jul 2022	277.44
MACQUARIE CMA INTEREST PAID	29 Jul 2022	8.13
MACQUARIE CMA INTEREST PAID	31 Aug 2022	22.55
MACQUARIE CMA INTEREST PAID	30 Sep 2022	31.46
IFRA DST 001285245378	18 Oct 2022	277.44
VAP PAYMENT OCT22/00816296	18 Oct 2022	152.02
VAF PAYMENT OCT22/00807487	18 Oct 2022	233.87
VGS PAYMENT OCT22/00818557	18 Oct 2022	318.03
VHY PAYMENT OCT22/00814461	18 Oct 2022	1,346.28
VGE PAYMENT OCT22/00804292	18 Oct 2022	329.61
XARO DST 001285090515	20 Oct 2022	176.71
MACQUARIE CMA INTEREST PAID	31 Oct 2022	45.28
MACQUARIE CMA INTEREST PAID	30 Nov 2022	44.10
MACQUARIE CMA INTEREST PAID	30 Dec 2022	44.38
WDIV DST 001287994903	12 Jan 2023	449.56
NDQ DST 001288619332	18 Jan 2023	56.38
QOZ DST 001288154926	18 Jan 2023	3,113.99
IFRA DST 001288661712	18 Jan 2023	277.44
VAF PAYMENT JAN23/00807436	18 Jan 2023	143.91
VAP PAYMENT JAN23/00816056	18 Jan 2023	242.23
VGS PAYMENT JAN23/00817808	18 Jan 2023	277.06
VGE PAYMENT JAN23/00804208	18 Jan 2023	406.65
VHY PAYMENT JAN23/00814616	18 Jan 2023	829.10
XARO DST 001288014069	20 Jan 2023	175.07
MACQUARIE CMA INTEREST PAID	31 Jan 2023	61.10
MACQUARIE CMA INTEREST PAID	28 Feb 2023	57.01
MACQUARIE CMA INTEREST PAID	31 Mar 2023	71.59
IFRA DST 001295523048	20 Apr 2023	277.44
VGE PAYMENT APR23/00804175	20 Apr 2023	22.77
VGS PAYMENT APR23/00817615	20 Apr 2023	204.71
VAP PAYMENT APR23/00815874	20 Apr 2023	211.07
VAF PAYMENT APR23/00807296	20 Apr 2023	260.72
VHY PAYMENT APR23/00814997	20 Apr 2023	592.57
XARO DST 001295306528	24 Apr 2023	108.89
MACQUARIE CMA INTEREST PAID	28 Apr 2023	70.45
MACQUARIE CMA INTEREST PAID	31 May 2023	93.99

	30 Jun 2023	99.59
MACQUARIE CMA INTEREST PAID		
Tax General	Total Distribution Effect:	23,884.16
BPAY TO TAX OFFICE PAYMENTS	02 Aug 2022	-592.00
BPAY TO TAX OFFICE PAYMENTS	28 Nov 2022	-603.00
TRANSACT FUNDS TFR TO SUCCESS TAX PROFES	30 Jan 2023	-3,560.00
BPAY TO TAX OFFICE PAYMENTS	14 Mar 2023	-604.00
TRANSACT FUNDS TFR TO SUCCESS TAX PROFES	11 Apr 2023	-319.00
	Total Tax General:	-5,678.00
CLEARVIEWLIFEINV 514520383014388660	03 Nov 2022	-3,879.70
TAL Life Limited 1710766-C5092262	17 Nov 2022	-9,112.62
TRANSACT FUNDS TFR TO BETTERLINK GROUP	28 Nov 2022	-960.00
	Total Withdrawal:	-13,952.32
	Total:	30,555.53
Closing Balance	30 Jun 2023	49,003.11

23

Capital Gains Tax - Unrealised

As At: 30 June 2023

iii

TURFIE PTY LTD <NELSUN S/F A/C>
20002673

Capital Gains Tax - Unrealised
As at: 30 Jun 2023

Account Code: 20002673

Tax Date	Trans. Date	Quantity	Actual Cost	Market Value	Total Gain	Cost Base	Reduced Cost Base	Indexed Cost Base	Discounted Gain	Indexed Gain	CGT Gain	CGT Loss
IFRA - VANECKINFRASTRUCTURE												
30 Jan 2019	30 Jan 2019	1,734	33,750.61	35,026.80	1,466.31	33,560.49	33,560.49		977.5400		977.54	
		Total for Product:	1,734	35,026.8000	1,466.31	33,560.49	33,560.49		977.5400		977.54	
NDQ - BETASHARES NASDAQ100												
17 Nov 2017	17 Nov 2017	1,817	26,396.98	63,685.85	37,288.87	26,396.98	26,396.98		24,859.2200		24,859.22	
		Total for Product:	1,817	63,685.8500	37,288.87	26,396.98	26,396.98		24,859.2200		24,859.22	
QOZ - BETASHARES RAFIAUS												
17 Nov 2017	17 Nov 2017	7,923	107,790.42	116,943.48	9,153.06	107,790.42	107,790.42		6,102.0300		6,102.03	
		Total for Product:	7,923	116,943.4800	9,153.06	107,790.42	107,790.42		6,102.0300		6,102.03	
VAF - VNGD AUS FI												
04 Dec 2017	04 Dec 2017	2,233	109,979.71	99,457.82	110,063.81	110,063.81	110,063.81					10,605.99
		Total for Product:	2,233	99,457.8200	0.00	110,063.81	110,063.81					10,605.99
VAP - VNGD AUS PROP SEC												
04 Dec 2017	04 Dec 2017	263	21,990.76	20,329.90	22,045.58	22,045.58	22,045.58					1,715.68
		Total for Product:	263	20,329.9000	0.00	22,045.58	22,045.58					1,715.68
VGE - VNGD EMERGING MKTS												
30 Jan 2019	30 Jan 2019	492	31,246.37	33,303.48	2,051.26	31,252.22	31,252.22		1,367.5100		1,367.51	
		Total for Product:	492	33,303.4800	2,051.26	31,252.22	31,252.22		1,367.5100		1,367.51	
VGS - VNGD INTL SHARES												
04 Dec 2017	04 Dec 2017	913	61,528.59	97,271.02	35,490.27	61,780.75	61,780.75		23,660.1600		23,660.16	

24

Capital Gains Tax - Unrealised
As at: 30 Jun 2023

Account Code: 20002673

25

Tax Date	Trans. Date	Quantity	Actual Cost	Market Value	Total Gain	Cost Base	Reduced Cost Base	Indexed Cost Base	Discounted Gain	Indexed Gain	CGT Gain	CGT Loss
Total for Product:			913	61,528.59	97,271.0200	35,490.27	61,780.75	61,780.75	23,660.1600		23,660.16	
VHY - VNGD AUS HIGH YIELD												
17 Nov 2017	17 Nov 2017	743	46,143.48	50,249.09	4,083.36	46,165.73	46,165.73		2,722.2400		2,722.24	
07 May 2021	07 May 2021	307	20,082.46	20,762.41	670.76	20,091.65	20,091.65		447.1700		447.17	
Total for Product:			1,050	66,225.94	71,011.5000	4,754.12	66,257.38	66,257.38	3,169.4100		3,169.41	
WDIV - SPDR GLOBAL DIVIDEND												
07 May 2021	07 May 2021	1,400	25,353.39	24,080.00		25,353.39	25,353.39					1,273.39
Total for Product:			1,400	25,353.39	24,080.0000	0.00	25,353.39	25,353.39			1,273.39	
XARO - ACTIVEXARDEAREALBND												
07 May 2021	07 May 2021	1,530	40,018.73	37,286.10		39,558.06	39,558.06					2,271.96
Total for Product:			1,530	40,018.73	37,286.1000	0.00	39,558.06	39,558.06				2,271.96
Grand Total:			19,355	524,281.50	598,395.9500	90,203.89	524,059.08	524,059.08	60,135.8700		60,135.87	15,867.02

27

TAX YEAR	SECURITY TYPE	SECURITY CODE	EX-DIV	PAY DATE	DIV PAID	AMOUNT RECEIVED	*DOMESTIC DIVIDENDS			*FOREIGN DIVIDENDS			
							UNFRANKED	FRANKED	IMPUTATION	NET FOREIGN DIVIDEND	CONDUIT FOREIGN INCOME	FOREIGN TAX CREDITS	
GRAND TOTAL							\$19,378.02	\$570.71	\$7,802.14	\$3,590.94	\$0.00	\$0.00	\$0.00

Interest — 649.63
FIC — 3590.94
Franked dvd — 8378.88
Unfranked — 10349.53

Dividend (updated)

28

Security code	Date	Amt	Unfranked	Franked	FC
IFRA	18.10.22	277.44	276.2	1.24	0.53
	18.1.23	277.44	276.2	1.24	0.53
	20.4.23	277.44	276.2	1.24	0.53
	25.7.23	294.78	293.47	1.31	0.56
QOZ	18.1.23	3113.99	866.74	2307.22	988.81
	18.7.23	3389.43	878.13	2511.30	1076.27
VAP	18.10.22	152.02	142.01	10.01	4.29
	18.1.23	242.23	190.06	52.17	22.36
	20.4.23	211.07	199.12	11.95	5.12
	18.7.23	218.04	218.04		
VHY	18.10.22	1346.28	47.38	1298.90	556.67
	18.1.23	829.10	-6.7	835.8	358.2
	20.4.23	592.57	37.75	554.82	237.78
	18.7.23	812.67	38.73	773.94	331.69
WDIV	12.1.23	449.56	447.76	1.80	0.77
	12.7.23	682.89	666.95	15.94	6.83

29

blossom Accountants & Business Advisers

REGISTERED TAX AGENTS
& PUBLIC ACCOUNTANTS
ESSAY BUSINESS SERVICES PTY LTD
ABN: 50 131 907 232

MIDLAND
15 Sayer Street
Midland WA 6056

FORRESTDALE
L1, 2 Hensbrook Loop
Forrestdale WA 6112

PO BOX 238
Midland DC
WA 6936

(08) 9274 2844
info@blossomfg.com.au
www.blossomfg.com.au

TAX INVOICE

Invoice Date
28 Mar 2023

Due Date: 04 Apr 2023

Turfie Pty Ltd
Po Box 1322
DERBY WA 6728
ABN: 96 617 758 933

Invoice Number
015745

Description	Amount AUD
ASIC Annual Statement Preparation and completion of the Australian Securities & Investments Commission Annual Company Statement. Preparation of the annual documents required for the company and preparation of the Annual Review Filing Fee Invoice. Forwarding for signature and payment.	236.36
ASIC Annual Company Review Fee Australian Security and Investments Commission Annual Company Review Filing Fee	59.00
Subtotal	295.36
Total No GST	0.00
Total GST 10%	23.64
Invoice Total AUD	319.00
Total Net Payments AUD	319.00
Amount Due AUD	0.00

PAYMENT ADVICE

From: Turfie Pty Ltd
Invoice Number: 015745

Amount Due: \$0.00
Due Date: 4 Apr 23

Amount Paid:

by Credit Card  

by Cheque
 by Direct Credit

Number:
Name on Credit card: CVC:

Signature: Expiry date:

DIRECT CREDIT:
BSB: 086 334
Acc No: 31 209 2709
Please quote Invoice No:
015745

Liability limited by a scheme approved
under Professional Standards Legislation



PROFESSIONAL
PUBLIC
ACCOUNTANTS



myob



intuit
quickbooks.



Tax Invoice

Invoice No **015660**
Date 25 January 2023

Blossom Accountants & Business Advisers
 15 Sayer Street Midland WA - 6056

Nelson Superannuation Fund
 Po Box 1322
 Derby
 WA 6728

SMSF Accounting & Tax - 2021

Job No. J002523

Tasks

Description	Amount
Audit / Review	563.64
	Sub Total 563.64
	GST 56.36
	Total 620.00
	Less Amount Paid 620.00
	Amount Due 0.00

Payment Advice

Please detach this portion and return with your payment to:

Blossom Accountants & Business Advisers
 PO Box 238 Midland WA - 6936

Account Name : Blossom Accountants & Business Advisers

BSB : 086-334

Account Number :31-209-2709

Invoice No **015660**
Amount Due **0.00**
Due Date **01 February 2023**

Amount Paid _____

Nelson Superannuation Fund

ABN 76 791 650 146

Ledger Entries Report for the year ending 30 June, 2023

31/01/2024
15:50

Date	Trans No	Chq/Rec	Description	Code	Debit	Credit	Total
Account number 2101 - Trade debtors							
01/07/2022	000000001	J	Opening balance		12,701.58		12,701.58
12/07/2022	000000002	R	WDIV DST			640.90	12,060.68
18/07/2022	000000004	R	VGE Payment Jul 22			181.77	11,878.91
18/07/2022	000000005	R	VAP Payment Jul 22			342.61	11,536.30
18/07/2022	000000006	R	VGS Payment Jul 22			500.63	11,035.67
18/07/2022	000000007	R	VHY Payment Jul 22			1,309.22	9,726.45
18/07/2022	000000008	R	NDQ DST Jun			1,529.16	8,197.29
18/07/2022	000000009	R	QOZ DST			5,824.29	2,373.00
20/07/2022	000000010	R	XARO DST			2,144.99	228.01
25/07/2022	000000011	R	IFRA DST			277.44	(49.43)
30/06/2023	000000084	J	IFRA		294.78		245.35
30/06/2023	000000084	J	NDQ		1,422.14		1,667.49
30/06/2023	000000084	J	QOZ		3,389.43		5,056.92
30/06/2023	000000084	J	VAF		282.03		5,338.95
30/06/2023	000000084	J	VAP		218.04		5,556.99
30/06/2023	000000084	J	VGE		123.48		5,680.47
30/06/2023	000000084	J	VGS		1,019.43		6,699.90
30/06/2023	000000084	J	VHY		812.67		7,512.57
30/06/2023	000000084	J	WDIV		682.89		8,195.46
Total					20,946.47	12,751.01	

*Disallowed Distribution
Revised 30/6/2023*

Nelson Superannuation Fund

Page 1 of 1

ABN 76 791 650 146

Ledger Entries Report for the year ending 30 June, 2023

31/01/2024

15:50

Total

Date	Trans No	Chq/Rec	Description	Code	Debit	Credit	Total
Account number 3325 - Taxation							
01/07/2022	000000001	J	Opening balance		1,867.48		1,867.48
02/08/2022	000000013	P	PAYG Instalment		592.00		2,459.48
18/10/2022	000000022	R	IFRA DST		0.53		2,460.01
18/10/2022	000000023	R	VAP Payment Oct22		4.29		2,464.30
18/10/2022	000000027	R	VHY Payment Oct22		556.67		3,020.97
28/11/2022	000000038	P	PAYG Instalment		603.00		3,623.97
06/01/2023	000000041	R	ATO - 2022 tax refund			2,508.85	1,115.12
12/01/2023	000000042	R	WDIV DST		0.77		1,115.89
18/01/2023	000000045	R	QOZ DST		988.81		2,104.70
18/01/2023	000000046	R	IFRA DST		0.53		2,105.23
18/01/2023	000000048	R	VAP Payment Jan 23		22.36		2,127.59
18/01/2023	000000051	R	VHY Payment Jan 23		358.20		2,485.79
14/03/2023	000000061	P	PAYG Instalment		604.00		3,089.79
20/04/2023	000000067	R	IFRA DST		0.53		3,090.32
20/04/2023	000000070	R	VAP Payment Apr 23		5.12		3,095.44
20/04/2023	000000072	R	VHY Payment Apr 23		237.78		3,333.22
30/06/2023	000000084	J	IFRA		0.56		3,333.78
30/06/2023	000000084	J	QOZ		1,076.27		4,410.05
30/06/2023	000000084	J	VHY		331.69		4,741.74
30/06/2023	000000084	J	WDIV		6.83		4,748.57
30/06/2023	000000085	J	Levy			259.00	4,489.57
Total					7,257.42	2,767.85	

20002673: TURFIE PTY LTD <NELSUN S/F A/C> - TAX COMPONENTS REPORT 2023

This report has been prepared to assist you with the completion of your Australian Income Tax Return.

34



	EXPORT LABEL	CASH DISTRIBUTION (\$)	TAX PAID TAX OFFSETS (\$)	TAXABLE AMOUNT (\$)	TAX RETURN LABEL (INDIVIDUALS)
INVESTMENTS IN AUSTRALIAN LISTED COMPANIES					
Income					
Domestic Dividends - Franked	2	\$0.00		\$0.00	ITEM 11T
- Unfranked	1	\$0.00		\$0.00	ITEM 11S
- Imputation Credits	3		\$0.00		ITEM 11U
Foreign Dividends - Net Foreign Dividends	4	\$0.00		\$0.00	ITEM 20E
- Conduit Foreign Income	6	\$0.00		\$0.00	ITEM 20E
- Foreign Tax Credit	5		\$0.00		ITEM 20O
GROSS DIVIDENDS FROM LISTED COMPANIES		\$0.00		\$0.00	
INVESTMENTS IN TRUSTS					
Australian Income					
Dividends - Unfranked	35			\$570.71	
Interest Amount - Domestic Amount	7			\$1,017.99	
- Domestic (Infrastructure Bond) Amount	8			\$0.00	
Other Australian Income	21			\$312.36	
Non-primary Production Income				\$1,901.05	ITEM 13U
Dividends - Franked	36	\$7,802.14 ✓		\$11,393.07	ITEM 13C
Imputation Credit	37		\$3,590.94		ITEM 13Q
Tax Credit - Tax Paid by Trustee	26		\$0.00		ITEM 13U
CAPITAL GAINS					
Discounted Capital Gains - Domestic	12			\$2,338.30	
Undiscounted Capital Gains - Domestic	11			\$144.04	
Discounted Capital Gains - Other	14			\$0.00	
Undiscounted Capital Gains - Other	13			\$0.00	
Net Capital Gains				\$2,482.34	ITEM 18A
AMIT CGT Gross Up Amount	45			\$2,338.30	
Other Capital Gains Distribution					
Total Current Year Capital Gains				\$4,820.65	ITEM 18H
FOREIGN INCOME					
Foreign - Net Interest Amount	9			\$0.00	
Foreign - Tax Credit Other	10		\$0.00		
Foreign - Non-discounted Capital Gain Amount (not subject to withholding tax amount)	15			\$0.00	
Foreign - Discounted Capital Gain Amount (not subject to withholding tax amount)	16			\$0.00	
Foreign - Non-discounted Capital Gain Amount (subject to withholding tax amount)	17			\$0.00	
Foreign - Discounted Capital Gain Amount (subject to withholding tax amount)	18			\$0.00	
Foreign - Capital Gain	19			\$0.00	
Foreign - Capital Gain - Foreign Tax Credit	20		\$0.00		
Foreign - Trust and CFC Income	27			\$0.00	
Foreign - FIF and FLP Income	28			\$0.00	
Foreign - Modified Passive Income	29			\$3,989.71	
Foreign - Tax Credit - Undisclosed	30		\$0.00		
Foreign - Other Sourced Income	31			\$0.00	
Foreign - Undisclosed Sourced Income	32			\$0.00	
Foreign - Tax Credit - Modified Passive	33		\$655.41		
Foreign - Tax Credit - Other	34		\$0.00		
Foreign - Net Dividend Amount	38			\$0.00	
Foreign - Tax Credit - Dividend	39		\$0.00		
Discounted - Capital Gain - Distributed	40			\$0.00	
Discounted - Capital Gain - Distributed - Foreign Tax Credit	41		\$0.00		
Total Foreign Income				\$4,645.12	ITEM 20E
OTHER NON-ASSESSABLE AMOUNTS					
Tax Exempt Income	23	\$0.00			
Tax Free Amount	24	\$0.00			
Tax Deferred Amount	25	\$0.00			
Non-assessable Amount	44	\$996.15			
CGT Concession Amount	22	\$0.00			
Total Non-Assessable Amount		\$996.15			
GROSS DISTRIBUTIONS FROM LISTED TRUSTS		\$18,728.39			
Non Resident - Withholding Tax	42	\$0.00			ITEM 20O
NET CASH DISTRIBUTIONS FROM LISTED TRUSTS		\$18,728.39			
Macquarie CMA Interest		\$649.63			
Total Cash Received During Tax Year		\$19,378.02 ✓			

TAX YEAR	SECURITY	AMIT COST BASE ADJUSTMENT	ACTION
2023	CASH	\$0.00	
2023	IFRA	\$-407.11	Decrease Cost Base
2023	NDQ	\$0.00	
2023	QOZ	\$-118.54	Decrease Cost Base
2023	VAF	\$121.22	Increase Cost Base
2023	VAP	\$38.01	Increase Cost Base
2023	VGE	\$7.80	Increase Cost Base
2023	VGS	\$573.58	Increase Cost Base
2023	VHY	\$40.68	Increase Cost Base
2023	WDIV	\$-7.47	Decrease Cost Base
2023	XARO	\$-460.68	Decrease Cost Base