

---

# **Workpapers - 2022 Financial Year**

## **S A DAWKINS PENSION FUND**

Preparer: Louisse Montiel

Reviewer: Steven Lee

Printed: 01 February 2023

---

## Lead Schedule

### 2022 Financial Year

| Code  | Workpaper                                | CY Balance     | LY Balance     | Change    | Status    |
|-------|--|----------------|----------------|-----------|-----------|
| 23800 | Distributions Received                   | (\$1,793.09)   | (\$2,484.72)   | (27.84)%  | Completed |
| 23900 | Dividends Received                       | (\$4,382.32)   | (\$2,398.34)   | 82.72%    | Completed |
| 24700 | Changes in Market Values of Investments  | (\$9,078.07)   | (\$26,558.09)  | (65.82)%  | Completed |
| 24800 | Changes in Market Values of Other Assets |                | (\$4.98)       | 100%      | Completed |
| 25000 | Interest Received                        | (\$23.46)      | (\$154.12)     | (84.78)%  | Completed |
| 30100 | Accountancy Fees                         | \$450.00       | \$1,020.00     | (55.88)%  | Completed |
| 30400 | ATO Supervisory Levy                     |                | \$259.00       | 100%      | Completed |
| 30700 | Auditor's Remuneration                   | \$550.00       | \$450.00       | 22.22%    | Completed |
| 30800 | ASIC Fees                                | \$55.00        | \$55.00        | 0%        | Completed |
| 31500 | Bank Charges                             |                | \$18.25        | 100%      | Completed |
| 41600 | Pensions Paid                            | \$29,661.23    | \$17,830.83    | 66.35%    | Completed |
| 48500 | Income Tax Expense                       | (\$2,914.28)   | (\$1,451.08)   | 100.84%   | Completed |
| 49000 | Profit/Loss Allocation Account           | (\$12,525.01)  | \$13,418.25    | (193.34)% | Completed |
| 50000 | Members                                  | (\$274,661.96) | (\$287,186.97) | (4.36)%   | Completed |
| 60400 | Bank Accounts                            | \$270,296.60   | \$50,701.11    | 433.12%   | Completed |
| 61800 | Distributions Receivable                 |                | \$1,718.00     | 100%      | Completed |
| 77600 | Shares in Listed Companies (Australian)  |                | \$47,937.60    | 100%      | Completed |

| Code  | Workpaper                                | CY Balance | LY Balance   | Change  | Status    |
|-------|--|------------|--------------|---------|-----------|
| 78200 | Units in Listed Unit Trusts (Australian) |            | \$185,379.18 | 100%    | Completed |
| 85000 | Income Tax Payable /Refundable           | \$4,365.36 | \$1,451.08   | 200.84% | Completed |
| A     | Financial Statements                     |            |              |         | Completed |
| B     | Permanent Documents                      |            |              |         | Completed |
| C     | Other Documents                          |            |              |         | Completed |
| D     | Pension Documentation                    |            |              |         | Completed |
| E     | Estate Planning                          |            |              |         | Completed |

# 23800 - Distributions Received

2022 Financial Year

Preparer Lousse Montiel

Reviewer Steven Lee

Status Completed

| Account Code | Description  | CY Balance        | LY Balance        | Change |
|--------------|--|-------------------|-------------------|--------|
| F100.AX      | Betashares Ftse 100 Etf                                |                   | (\$367.23)        | 100%   |
| MVB.AX       | Vaneck Australian Banks Etf                            | (\$558.33)        | (\$452.70)        | 23.33% |
| QFN.AX       | Betashares Australian Financials Sector Etf            |                   | (\$495.53)        | 100%   |
| UMAX.AX      | Betashares S&p 500 Yield Maximiser Fund (managed Fund) |                   | (\$1,169.26)      | 100%   |
| VHY.AX       | Vanguard Australian Shares High Yield Etf              | (\$1,234.76)      |                   | 100%   |
| <b>TOTAL</b> |  | <b>CY Balance</b> | <b>LY Balance</b> |        |
|              |  | (\$1,793.09)      | (\$2,484.72)      |        |

## Supporting Documents

- Distribution Reconciliation Report [Report](#)
- MVB\_Tax\_Statement\_2021\_22.pdf [MVB.AX](#)
- VHY\_Issuer\_Annual\_Tax\_Statement\_2022\_08\_04.pdf [VHY.AX](#)

## Standard Checklist

- Attach a copy of all Tax Statements
- Attach a copy of Distribution Reconciliation Report
- Ensure all Distributions have been reviewed on [Distribution Tax Automation](#)

S A DAWKINS PENSION FUND

Distribution Reconciliation Report

For The Period 01 July 2021 - 30 June 2022

| Date   | Non Primary Production Income (A) * <sub>1</sub> |                 |              |                 |                  | Distributed Capital Gains (B) * <sub>2</sub> |                     |                |             |             | Foreign Income * <sub>3</sub> |                 | Non-Assessable |             |                                    | Taxable Income  |
|--|--|-----------------|--------------|-----------------|------------------|--|---------------------|----------------|-------------|-------------|-------------------------------|-----------------|----------------|-------------|------------------------------------|-----------------|
|  | Payment Received                                 | Franked         | Unfranked    | Interest/ Other | Franking Credits | Discounted (After Discount)                  | Rate * <sub>5</sub> | CGT Concession | Indexed     | Other       | Foreign Income                | Foreign Credits | Tax Exempt     | Tax Free    | Tax Deferred / AMIT * <sub>6</sub> |                 |
| <b>Units in Listed Unit Trusts (Australian)</b>  |  |                 |              |                 |                  |  |                     |                |             |             |                               |                 |                |             |                                    |                 |
| MVB.AX Vaneck Australian Banks Etf               |  |                 |              |                 |                  |  |                     |                |             |             |                               |                 |                |             |                                    |                 |
| 16/08/2021                                       | 558.33   |                 |              |                 |                  |  | S                   |                |             |             |                               |                 |                |             |                                    | 0.00            |
| 30/06/2022                                       | 0.00   | 584.52          | 47.85        | 0.00            | 258.51           | 0.00   | I                   | 0.00           | 0.00        | 0.00        | 0.00                          | 0.00            | 0.00           | 0.00        | (74.04)                            | 890.88          |
|  | 558.33   | 584.52          | 47.85        | 0.00            | 258.51           | 0.00   |                     | 0.00           | 0.00        | 0.00        | 0.00                          | 0.00            | 0.00           | 0.00        | (74.04)                            | 890.88          |
| <i>Net Cash Distribution:</i>                    | 558.33   |                 |              |                 |                  |  |                     |                |             |             |                               |                 |                |             |                                    |                 |
| VHY.AX Vanguard Australian Shares High Yield Etf |  |                 |              |                 |                  |  |                     |                |             |             |                               |                 |                |             |                                    |                 |
| 20/04/2022                                       | 1,234.76   |                 |              |                 |                  |  | S                   |                |             |             |                               |                 |                |             |                                    | 0.00            |
| 30/06/2022                                       | 0.00   | 1,147.99        | 50.16        | 1.76            | 519.42           | 0.00   | I                   | 0.00           | 0.00        | 0.00        | 0.00                          | 0.00            | 0.00           | 0.00        | 34.85                              | 1,719.33        |
|  | 1,234.76   | 1,147.99        | 50.16        | 1.76            | 519.42           | 0.00   |                     | 0.00           | 0.00        | 0.00        | 0.00                          | 0.00            | 0.00           | 0.00        | 34.85                              | 1,719.33        |
| <i>Net Cash Distribution:</i>                    | 1,234.76   |                 |              |                 |                  |  |                     |                |             |             |                               |                 |                |             |                                    |                 |
|  | <b>1,793.09</b>                                  | <b>1,732.51</b> | <b>98.01</b> | <b>1.76</b>     | <b>777.93</b>    | <b>0.00</b>                                  |                     | <b>0.00</b>    | <b>0.00</b> | <b>0.00</b> | <b>0.00</b>                   | <b>0.00</b>     | <b>0.00</b>    | <b>0.00</b> | <b>(39.19)</b>                     | <b>2,610.21</b> |

**S A DAWKINS PENSION FUND**

**Distribution Reconciliation Report**

For The Period 01 July 2021 - 30 June 2022

| Date         | Non Primary Production Income (A) * <sub>1</sub> |          |           |                 | Distributed Capital Gains (B) * <sub>2</sub> |                             |                     |                | Foreign Income * <sub>3</sub> |       |                | Non-Assessable  |            |          | Taxable Income |                                    |
|--------------|--|----------|-----------|-----------------|--|-----------------------------|---------------------|----------------|-------------------------------|-------|----------------|-----------------|------------|----------|----------------|------------------------------------|
|              | Payment Received                                 | Franked  | Unfranked | Interest/ Other | Franking Credits                             | Discounted (After Discount) | Rate * <sub>5</sub> | CGT Concession | Indexed                       | Other | Foreign Income | Foreign Credits | Tax Exempt | Tax Free |                | Tax Deferred / AMIT * <sub>6</sub> |
| <b>TOTAL</b> | 1,793.09   | 1,732.51 | 98.01     | 1.76            | 777.93                                       | 0.00                        |                     | 0.00           | 0.00                          | 0.00  | 0.00           | 0.00            | 0.00       | 0.00     | (39.19)        | 2,610.21                           |

**Total Distributed Gains**

| Discount Rate     | Discounted  | Gross       |
|-------------------|-------------|-------------|
| Superfund 1/3     | 0.00        | 0.00        |
| Individual 50%(I) | 0.00        | 0.00        |
| <b>Total</b>      | <b>0.00</b> | <b>0.00</b> |

\*<sub>1</sub> Summary of Non Primary Production Income (A)

| Tax Label                     | Franked  | Unfranked | Interest/Other | Less Other Deduction | Income Before Credits * <sub>7</sub> | Franking Credits | Total Including Credits |
|-------------------------------|----------|-----------|----------------|----------------------|--------------------------------------|------------------|-------------------------|
| 11M Gross trust distributions | 1,732.51 | 98.01     | 1.76           | 0.00                 | 1,832.28                             | 777.93           | 2,610.21                |

\*<sub>2</sub> Forms part of the Net Capital Gains calculation for Tax Label 11A.

\*<sub>3</sub> Forms part of the Foreign Credits calculation for Tax Label 11D, D1, 13C1.

\*<sub>4</sub> Taxable Income is designed to match Tax Statement provided by Fund Manager.

Taxable Income in the SMSF Annual Return will be different due to application of Capital Losses in Net Capital Gain calculation and application of different discount method.

\*<sub>5</sub> This is the discount rate selected for the transaction. "S" being Super Funds at 1/3 and "I" being Individual at 50%.

\*<sub>6</sub> AMIT cost base net increase is reflected as negative amount i.e. negative tax deferred and AMIT cost base net decrease is reflected as positive amount i.e. positive tax deferred.

\*<sub>7</sub> Sum of Income Before Credits reconciles with Taxable Trust Distributions in Statement of Taxable Income.

^ Variance between Payment Received and Net Cash Distribution.



054 118466

Statement date: 29 July 2022

Reference no.: X\*\*\*\*\*8414

SA DAWKINS PENSION COMPANY  
PTYLTD  
<SA DAWKINS PENSION FUND A/C>  
13 TOWER HILL STREET  
DELORAINES TAS 7304

## **Tax statement for the year ended 30 June 2022**

**Incorporating an AMMA statement required under the Income Tax Assessment Act 1997**

### **Part B - Information for resident investors to complete their tax return**

The tables on page 2 contain the information to be inserted into your tax return.

If you use a tax agent to prepare your income tax return, advise them to rely on the information in this statement rather than information that may be displayed in the tax agent's pre-filing service.

If you use myTax to prepare your income tax return, check the pre-filled amounts against this statement and correct them if necessary.

The information provided below assumes you were a resident of Australia for income tax purposes for the whole of the financial year. Additional information provided in Part C may be required by some taxpayers when completing their tax return. Information in Parts C and D may be relevant to capital gains tax calculations on disposal of your units.

We are required to report the information shown on this statement to the Australian Taxation Office. Please retain this statement for income tax purposes.

## Part B - Information for resident investors to complete their tax return

The four tables contain the information to be inserted into your tax return. They follow the structure of the *Tax Return for individuals (supplementary section) 2022*. Each line identifies a *Tax return label* to indicate where in the tax return the numbers below are to be inserted. On the tax return these labels are the white letters inside coloured boxes.

### Partnerships and trusts – Non-primary production

| Item                              | Amount   | Tax return label |
|-----------------------------------|----------|------------------|
| Share of net income from trusts   | \$47.85  | 13U              |
| Franked distributions from trusts | \$843.03 | 13C              |

### Share of credits from income and tax offsets

| Item   | Amount   | Tax return label |
|--|----------|------------------|
| Share of franking credit from franked dividends      | \$258.51 | 13Q              |
| Share of credit for tax file number amounts withheld | \$0.00   | 13R              |

### Capital Gains

| Item                             | Amount | Tax return label |
|----------------------------------|--------|------------------|
| Net capital gain*                | \$0.00 | 18A              |
| Total current year capital gains | \$0.00 | 18H              |

### Foreign Source Income and foreign assets or property

| Item                             | Amount | Tax return label |
|----------------------------------|--------|------------------|
| Assessable foreign source income | \$0.00 | 20E              |
| Other net foreign source income  | \$0.00 | 20M              |
| Foreign income tax offset**      | \$0.00 | 20O              |

\*You may have capital losses from the sale of your units or from other sources to offset against this amount.

\*\*Where the foreign income tax offset amount shown is more than \$1,000 you should consult the Australian Taxation Office's *Guide to foreign income tax offset rules 2022* to determine whether you are entitled to claim the full amount.

Enquiries about this statement can be made to [enquiries@vaneck.com.au](mailto:enquiries@vaneck.com.au).



## Part C: Components of attribution

|  | Tax paid or Franking<br>credit (grossed up) | Attributable<br>amount |
|--|---|------------------------|
| <b>Australian Income</b>                                 |   |                        |
| Dividends - Unfranked amount                             |   | \$0.00                 |
| Dividends - Unfranked CFI amount                         |   | \$47.85                |
| Interest (subject to non - resident withholding tax)     |   | \$0.00                 |
| Interest (not subject to non - resident withholding tax) |   | \$0.00                 |
| NCMI   |   | \$0.00                 |
| Excluded from NCMI                                       |   | \$0.00                 |
| Clean building MIT income                                |   | \$0.00                 |
| Other income   |   | \$0.00                 |
| <b>Non-primary production income</b>                     |   | <b>\$47.85</b>         |
| <b>Dividends - Franked amount</b>                        | <b>\$258.51</b>                             | <b>\$843.03</b>        |
| <b>Capital Gains</b>                                     |   |                        |
| Capital gains - Discounted method TAP                    |   | \$0.00                 |
| Capital gains - Discounted method NTAP                   |   | \$0.00                 |
| Capital gains - Other method TAP                         |   | \$0.00                 |
| Capital gains - Other method NTAP                        |   | \$0.00                 |
| <b>Net Capital Gains</b>                                 |   | <b>\$0.00</b>          |
| AMIT CGT gross up amount                                 |   | \$0.00                 |
| Other capital gains distribution                         |   | \$0.00                 |
| <b>Total current year capital gains</b>                  |   | <b>\$0.00</b>          |
| <b>Foreign Income</b>                                    |   |                        |
| <b>Assessable foreign income</b>                         | <b>\$0.00</b>                               | <b>\$0.00</b>          |
| CFC income   |   | \$0.00                 |
| <b>Total foreign income</b>                              | <b>\$0.00</b>                               | <b>\$0.00</b>          |
| <b>Other Non-Assessable Amounts</b>                      |   |                        |
| Net exempt income  |   | \$0.00                 |
| Non-Assessable non-exempt amount                         |   | \$0.00                 |
| Other non-attributable amounts                           |   | \$0.00                 |
| <b>Total Non-Assessable amounts</b>                      |   | <b>\$0.00</b>          |
| <b>Total</b>   | <b>\$890.88</b>                             |                        |
| Less: Gross-Ups  | \$258.51                                    |                        |
| Less: attributed amounts not paid in cash*               | \$74.04                                     |                        |
| <b>Gross Cash Distribution</b>                           | <b>\$558.33</b>                             |                        |
| <b>Other deductions from Distribution</b>                |   |                        |
| Less: Withheld tax amount                                | \$0.00                                      |                        |
| <b>Net Cash Distribution</b>                             | <b>\$558.33</b>                             |                        |

\*It is no longer a tax law requirement that amounts to be included in your tax return have to be paid to you in cash. This can give rise to a cost base adjustment. See table E on the next page.

## Part D: Tax offsets

| <b>Tax offsets</b>         | <b>Amount</b>   |
|----------------------------|-----------------|
| Franking credit tax offset | \$258.51        |
| Foreign income tax offset  | \$0.00          |
| <b>Total tax offsets</b>   | <b>\$258.51</b> |

The foreign income tax offset is split as follows:

|                            |       |
|----------------------------|-------|
| referable to income        | 100%  |
| referable to capital gains | 0%    |
|                            | <hr/> |
|                            | 100%  |

## Part E: Attribution Managed Investment Trust ('AMIT') cost base adjustments

|                                    |         |
|------------------------------------|---------|
| AMIT cost base net increase amount | \$74.04 |
| AMIT cost base net decrease amount | \$0.00  |

## Part F: Payment summary information for the year ended 30 June 2022 (for non-resident unitholders only)

|  |        |
|--|--------|
| Total fund payment                       | \$0.00 |
| Total amounts withheld from fund payment | \$0.00 |

## 2022 Dividend Payment Summary

| Payment Date | No. of Units | Dividend Payment Rate | Gross Dividend Amount | Tax Withheld  | Net Dividend Amount |
|--------------|--------------|-----------------------|-----------------------|---------------|---------------------|
| 17/08/2021   | 1,509        | \$0.3700              | \$558.33              | \$0.00        | \$558.33            |
| <b>Total</b> |              |                       | <b>\$558.33</b>       | <b>\$0.00</b> | <b>\$558.33</b>     |

## Periodic statement

Your 2022 periodic or exit statement will be available online at <https://investorcentre.linkmarketservices.com.au> from around 27 September 2022. If you require a paper copy of a statement you can call +61 1300 68 38 37.

## Further information

The Fund's product disclosure statement and latest available half-year and annual financial reports are accessible at <https://www.vaneck.com.au> or by calling +61 1300 68 38 37.

## Contact Us:



**Online:**  
www-au.computershare.com/Investor/Contact



**By Mail:**  
Computershare Investor Services Pty Limited  
GPO Box 2975 Melbourne  
Victoria 3001 Australia

## Enquiries:

(within Australia) 1300 757 905  
(international) +61 3 9415 4813

## Holder Identification Number (HIN)

**HIN WITHHELD**

336082 000 VHY



SA DAWKINS PENSION COMPANY  
PTYLTD  
<SA DAWKINS PENSION FUND A/C>  
13 TOWER HILL STREET  
DELORAINIE TAS 7304

## ATTRIBUTION MANAGED INVESTMENT TRUST MEMBER ANNUAL TAX STATEMENT FOR YEAR ENDED 30 JUNE 2022

The following tax return items are valid for Australian resident individual unitholders only.

| PART A – SUMMARY OF 2022 TAX RETURN (SUPPLEMENTARY SECTION) ITEMS                                 |                   |                  |                   |
|---|-------------------|------------------|-------------------|
| Item  | Tax Return Label  | Amount           |                   |
| Share of net income from trusts, less net capital gains, foreign income and franked distributions | 13U               | \$51.92          |                   |
| Franked distributions from trusts   | 13C               | \$1,667.41       |                   |
| Share of franking credits from franked dividends  | 13Q               | \$519.42         |                   |
| Share of credit for TFN amounts withheld  | 13R               | \$0.00           |                   |
| Share of credit for foreign resident withholding amounts  | 13A               | \$0.00           |                   |
| Net capital gain  | 18A               | \$0.00           |                   |
| Total current year capital gains  | 18H               | \$0.00           |                   |
| Assessable foreign source income  | 20E               | \$0.00           |                   |
| Other net foreign source income   | 20M               | \$0.00           |                   |
| Foreign income tax offset   | 20O               | \$0.00           |                   |
| PART B – COMPONENTS OF ATTRIBUTION  |                   |                  |                   |
| Item  | Cash Distribution | Tax Paid/Offsets | Attribution       |
| <b>Australian Income</b>  |                   |                  |                   |
| Unfranked distributions   | \$41.49           |                  | \$6.65            |
| Unfranked CFI distributions   | \$43.51           |                  | \$43.51           |
| Interest - subject to non resident WHT  | \$1.76            |                  | \$1.76            |
| Interest - not subject to non resident WHT  | \$0.00            |                  | \$0.00            |
| Other income - clean building MIT income  | \$0.00            |                  | \$0.00            |
| Other income - excluded from NCMI   | \$0.00            |                  | \$0.00            |
| Other income - NCMI   | \$0.00            |                  | \$0.00            |
| Other income  | \$0.00            |                  | \$0.00            |
| <b>Non primary production income</b>  | <b>\$86.76</b>    |                  | <b>\$51.92</b>    |
| <b>Franked distributions</b>  | <b>\$1,148.00</b> | <b>\$519.42</b>  | <b>\$1,667.41</b> |
| <b>Capital Gains</b>  |                   |                  |                   |
| Discounted capital gains TAP - clean building MIT income  | \$0.00            |                  | \$0.00            |
| Discounted capital gains TAP - excluded from NCMI   | \$0.00            |                  | \$0.00            |
| Discounted capital gains TAP - NCMI   | \$0.00            |                  | \$0.00            |
| Discounted capital gains TAP  | \$0.00            |                  | \$0.00            |
| Discounted capital gains NTAP   | \$0.00            |                  | \$0.00            |
| Capital gains – other method TAP - clean building MIT income                                      | \$0.00            |                  | \$0.00            |
| Capital gains – other method TAP - excluded from NCMI   | \$0.00            |                  | \$0.00            |
| Capital gains – other method TAP - NCMI   | \$0.00            |                  | \$0.00            |
| Capital gains – other method TAP  | \$0.00            |                  | \$0.00            |
| Capital gains – other method NTAP   | \$0.00            |                  | \$0.00            |
| <b>Net capital gain</b>   | <b>\$0.00</b>     |                  | <b>\$0.00</b>     |
| AMIT CGT gross up amount  |                   |                  | \$0.00            |
| Other capital gains distribution  | \$0.00            |                  | \$0.00            |
| <b>Total current year capital gains</b>   | <b>\$0.00</b>     |                  | <b>\$0.00</b>     |
| <b>Foreign Income</b>   |                   |                  |                   |
| <b>Assessable foreign source income</b>   | <b>\$0.00</b>     | <b>\$0.00</b>    | <b>\$0.00</b>     |
| <b>Other Non-assessable Amounts</b>   |                   |                  |                   |
| Non-assessable non-exempt amount  | \$0.00            |                  | \$0.00            |
| Net exempt income   | \$0.00            |                  | \$0.00            |
| Other non-attributable amounts  | \$0.00            |                  | \$0.00            |
| <b>Gross Amount</b>   | <b>\$1,234.76</b> |                  | <b>\$1,719.33</b> |
| AMIT cost base net amount - excess (reduce cost base)   |                   |                  | \$34.85           |
| AMIT cost base net amount - shortfall (increase cost base)  |                   |                  | \$0.00            |
| Less TFN amounts withheld   | \$0.00            |                  | \$0.00            |
| Less non-resident withholding tax   |                   |                  | \$0.00            |
| - Interest / dividend amounts withheld  | \$0.00            |                  | \$0.00            |
| - Fund payment amounts withheld   | \$0.00            |                  | \$0.00            |
| <b>Net Cash Distribution</b>  | <b>\$1,234.76</b> |                  |                   |

# 23900 - Dividends Received

2022 Financial Year

Preparer Louise Montiel

Reviewer Steven Lee

Status Completed

| Account Code | Description                     | CY Balance        | LY Balance        | Change |
|--------------|---------------------------------|-------------------|-------------------|--------|
| BLD.AX       | Boral Limited.                  | (\$566.50)        |                   | 100%   |
| CBA.AXW      | Commonwealth Bank Of Australia. |                   | (\$720.00)        | 100%   |
| FMG.AX       | Fortescue Metals Group Ltd      | (\$3,815.82)      |                   | 100%   |
| WAM.AX       | WAM Capital Limited             |                   | (\$1,678.34)      | 100%   |
| <b>TOTAL</b> |                                 | <b>CY Balance</b> | <b>LY Balance</b> |        |
|              |                                 | (\$4,382.32)      | (\$2,398.34)      |        |

## Supporting Documents

- Investment Income Comparison Report [Report](#)
- Dividend Reconciliation Report [Report](#)

## Standard Checklist

- Attach copies of all dividend statements
- Attach copy of Dividend Reconciliation Report
- Attach copy of Investment Income Comparison Report

**S A DAWKINS PENSION FUND**

**Dividend Reconciliation Report**

For The Period 01 July 2021 - 30 June 2022

| Date   | Net Payment Received | Australian Income |                 |                  | Foreign Income |                 |            | Withheld      |              |               |
|--|----------------------|-------------------|-----------------|------------------|----------------|-----------------|------------|---------------|--------------|---------------|
|  |                      | Unfranked         | Franked         | Franking Credits | Foreign Income | Foreign Credits | NZ Credits | TFN Withheld  | Non-Resident | LIC Deduction |
| <b>Shares in Listed Companies (Australian)</b> |                      |                   |                 |                  |                |                 |            |               |              |               |
| BLD.AX Boral Limited.                          |                      |                   |                 |                  |                |                 |            |               |              |               |
| 11/03/2022                                     | 566.50               | 1,067.50          |                 |                  |                |                 |            | 501.00        |              |               |
|  | 566.50               | 1,067.50          |                 |                  |                |                 |            | 501.00        |              |               |
| <b>FMG.AX Fortescue Metals Group Ltd</b>       |                      |                   |                 |                  |                |                 |            |               |              |               |
| 09/03/2022                                     | 3,815.82             | 0.00              | 3,815.82        | 1,635.35         |                |                 |            |               |              |               |
|  | 3,815.82             | 0.00              | 3,815.82        | 1,635.35         |                |                 |            |               |              |               |
|  | <b>4,382.32</b>      | <b>1,067.50</b>   | <b>3,815.82</b> | <b>1,635.35</b>  |                |                 |            | <b>501.00</b> |              |               |
| <b>TOTAL</b>                                   | <b>4,382.32</b>      | <b>1,067.50</b>   | <b>3,815.82</b> | <b>1,635.35</b>  |                |                 |            | <b>501.00</b> |              |               |

**Tax Return Reconciliation**

|                   | Totals   | Tax Return Label |
|-------------------|----------|------------------|
| Unfranked         | 1,067.50 | J                |
| Franked Dividends | 3,815.82 | K                |
| Franking Credits  | 1,635.35 | L                |

S A DAWKINS PENSION FUND

Investment Income Comparison Report

As at 30 June 2022

| Investment                                      | Ledger Data  |               |                 | ASX & UUT Data |                  |               |                  |                       |                  |                     |
|---|--|---------------|-----------------|----------------|------------------|---------------|------------------|-----------------------|------------------|---------------------|
|   | Transaction Date                                       | Income Amount | Franking Credit | Date Payable   | Ex Div/Dist Date | Units On Hand | 45 Day Qualified | Amount per share/unit | Estimated Income | Estimated Franking* |
| <b>Reconciled</b>                               |  |               |                 |                |                  |               |                  |                       |                  |                     |
| <b>Shares in Listed Companies (Australian)</b>  |  |               |                 |                |                  |               |                  |                       |                  |                     |
| BLD.AX  | Boral Limited.   |               |                 | 14/02/2022     | 04/02/2022       | 15,250.00     | 0.00             | 0.0700                | 1,067.50         | 0.00                |
| BLD.AX  | Boral Limited.   | 11/03/2022    | 1,067.50        |                |                  |               |                  |                       |                  |                     |
| FMG.AX  | Fortescue Metals Group Ltd                             | 09/03/2022    | 3,815.82        |                |                  |               |                  |                       |                  | 1,635.35            |
| FMG.AX  | Fortescue Metals Group Ltd                             |               |                 | 30/03/2022     | 28/02/2022       | 4,437.00      | 4,437.00         | 0.8600                | 3,815.82         | 1,635.35            |
|   |  |               | <b>4,883.32</b> |                |                  |               |                  | <b>0.9300</b>         | <b>4,883.32</b>  | <b>1,635.35</b>     |
| <b>Units in Listed Unit Trusts (Australian)</b> |  |               |                 |                |                  |               |                  |                       |                  |                     |
| VHY.AX  | Vanguard Australian Shares High Yield Etf              | 20/04/2022    | 1,234.76        | 20/04/2022     | 01/04/2022       | 1,491.00      | 1,491.00         | 0.8281                | 1,234.76         | 491.98              |
| VHY.AX  | Vanguard Australian Shares High Yield Etf              | 30/06/2022    | 0.00            |                |                  |               |                  |                       |                  | 519.42              |
| MVB.AX  | Vaneck Australian Banks Etf                            | 16/08/2021    | 558.33          | 17/08/2021     | 02/08/2021       | 1,509.00      | 1,509.00         | 0.3700                | 558.33           | 193.82              |
| MVB.AX  | Vaneck Australian Banks Etf                            | 30/06/2022    | 0.00            |                |                  |               |                  |                       |                  | 258.51              |
|   |  |               | <b>1,793.09</b> |                |                  |               |                  | <b>1.1981</b>         | <b>1,793.09</b>  | <b>685.80</b>       |
| <b>Unreconciled</b>                             |  |               |                 |                |                  |               |                  |                       |                  |                     |
| <b>Units in Listed Unit Trusts (Australian)</b> |  |               |                 |                |                  |               |                  |                       |                  |                     |
| F100.AX   | Betashares Ftse 100 Etf                                |               |                 | 16/07/2021     | 01/07/2021       | 2,517.00      | 2,517.00         | 0.1459                | 367.23           | 0.00                |
| QFN.AX  | Betashares Australian Financials Sector Etf            |               |                 | 16/07/2021     | 01/07/2021       | 5,862.00      | 5,862.00         | 0.0845                | 495.53           | 245.59              |
| UMAX.AX   | Betashares S&p 500 Yield Maximiser Fund (managed Fund) |               |                 | 16/07/2021     | 01/07/2021       | 2,151.00      | 2,151.00         | 0.2573                | 553.44           | 0.00                |
|   |  |               |                 |                |                  |               |                  | <b>0.4877</b>         | <b>1,416.21</b>  | <b>245.59</b>       |

|                 |                 |               |                 |                 |
|-----------------|-----------------|---------------|-----------------|-----------------|
| <b>6,676.41</b> | <b>2,413.28</b> | <b>2,6159</b> | <b>8,092.62</b> | <b>2,566.74</b> |
|-----------------|-----------------|---------------|-----------------|-----------------|

\*Franking credit is estimated using 45 day qualified units. The estimation might not be accurate for preference shares and hedging arrangements.

# 24700 - Changes in Market Values of Investments

2022 Financial Year

Preparer Lousse Montiel

Reviewer Steven Lee

Status Completed

| Account Code | Description                             | CY Balance        | LY Balance        | Change   |
|--------------|---|-------------------|-------------------|----------|
| 24700        | Changes in Market Values of Investments | (\$9,078.07)      | (\$26,558.09)     | (65.82)% |
| <b>TOTAL</b> |   | <b>CY Balance</b> | <b>LY Balance</b> |          |
|              |   | (\$9,078.07)      | (\$26,558.09)     |          |

## Supporting Documents

- Realised Capital Gain Report [Report](#)
- Net Capital Gains Reconciliation [Report](#)
- Market Movement [Report](#)

## Standard Checklist

- Attach copies of Source Documentation (Contract Notes, Broker Statements, Chess Statements, Contracts of Sale, Managed Fund Statements etc)
- Attach copy of Market Movement report
- Attach copy of Net Capital Gains Reconciliation
- Attach copy of Realised Capital Gain Report
- Ensure all Asset Disposals have been entered
- Ensure all Market Values have been entered for June 30
- Ensure all Tax Deferred Distributions have been entered



# S A DAWKINS PENSION FUND

## Market Movement Report

As at 30 June 2022

| Investment  | Date              | Description       | Unrealised   |                          |                   |              | Realised    |                  |                      | Total             |
|---|-------------------|-------------------|--------------|--------------------------|-------------------|--------------|-------------|------------------|----------------------|-------------------|
|   |                   |                   | Units        | Accounting Cost Movement | Market Movement   | Depreciation | Balance     | Consideration    | Accounting Cost Base |                   |
| BBUS.AX1 - Betashares Us Eq Strong Bear Hdge Fnd-crncy Hged |                   |                   |              |                          |                   |              |             |                  |                      |                   |
|   | 01/07/2021        | Opening Balance   | 0.00         | 0.00                     | 0.00              | 0.00         | 0.00        | 0.00             | 0.00                 | 0.00              |
|   | 25/01/2022        | Purchase          | 7,935.00     | 79,755.04                | 0.00              | 0.00         | 79,755.04   | 0.00             | 0.00                 | 0.00              |
|   | 08/02/2022        | Disposal          | (7,935.00)   | (79,755.04)              | 0.00              | 0.00         | 0.00        | 72,763.18        | 79,755.04            | (6,991.86)        |
|   | <b>30/06/2022</b> |                   | <b>0.00</b>  | <b>0.00</b>              | <b>0.00</b>       | <b>0.00</b>  | <b>0.00</b> | <b>72,763.18</b> | <b>79,755.04</b>     | <b>(6,991.86)</b> |
| BENPF.AX - Bendigo And Adelaide Bank Limited                |                   |                   |              |                          |                   |              |             |                  |                      |                   |
|   | 01/07/2021        | Opening Balance   | 0.00         | 0.00                     | 0.00              | 0.00         | 0.00        | 0.00             | 0.00                 | 0.00              |
|   | 01/12/2021        | Purchase          | 5,889.00     | 49,993.65                | 0.00              | 0.00         | 49,993.65   | 0.00             | 0.00                 | 0.00              |
|   | 13/12/2021        | Disposal          | (5,889.00)   | (49,993.65)              | 0.00              | 0.00         | 0.00        | 51,370.28        | 49,993.65            | 1,376.63          |
|   | <b>30/06/2022</b> |                   | <b>0.00</b>  | <b>0.00</b>              | <b>0.00</b>       | <b>0.00</b>  | <b>0.00</b> | <b>51,370.28</b> | <b>49,993.65</b>     | <b>1,376.63</b>   |
| BHP.AX - BHP Group Limited                                  |                   |                   |              |                          |                   |              |             |                  |                      |                   |
|   | 01/07/2021        | Opening Balance   | 0.00         | 0.00                     | 0.00              | 0.00         | 0.00        | 0.00             | 0.00                 | 0.00              |
|   | 06/12/2021        | Purchase          | 1,312.00     | 51,552.65                | 0.00              | 0.00         | 51,552.65   | 0.00             | 0.00                 | 0.00              |
|   | 06/12/2021        | Disposal          | (1,312.00)   | (51,552.65)              | 0.00              | 0.00         | 0.00        | 51,379.80        | 51,552.65            | (172.85)          |
|   | <b>30/06/2022</b> |                   | <b>0.00</b>  | <b>0.00</b>              | <b>0.00</b>       | <b>0.00</b>  | <b>0.00</b> | <b>51,379.80</b> | <b>51,552.65</b>     | <b>(172.85)</b>   |
| BLD.AX - Boral Limited.                                     |                   |                   |              |                          |                   |              |             |                  |                      |                   |
|   | 07/02/2022        | Purchase          | 15,250.00    | 99,629.14                | 0.00              | 0.00         | 99,629.14   | 0.00             | 0.00                 | 0.00              |
|   | 22/02/2022        | Disposal          | (15,250.00)  | (59,216.64)              | 0.00              | 0.00         | 40,412.50   | 56,471.34        | 59,216.64            | (2,745.30)        |
|   | 11/03/2022        | Return Of Capital | 0.00         | (40,412.50)              | 0.00              | 0.00         | 0.00        | 0.00             | 0.00                 | 0.00              |
|   | <b>30/06/2022</b> |                   | <b>0.00</b>  | <b>0.00</b>              | <b>0.00</b>       | <b>0.00</b>  | <b>0.00</b> | <b>56,471.34</b> | <b>59,216.64</b>     | <b>(2,745.30)</b> |
| CAM.AX - Clime Capital Limited                              |                   |                   |              |                          |                   |              |             |                  |                      |                   |
|   | 01/07/2021        | Opening Balance   | 0.00         | 0.00                     | 0.00              | 0.00         | 0.00        | 0.00             | 0.00                 | 0.00              |
|   | 25/01/2022        | Purchase          | 113,511.00   | 99,999.56                | 0.00              | 0.00         | 99,999.56   | 0.00             | 0.00                 | 0.00              |
|   | 10/02/2022        | Disposal          | (113,511.00) | (99,999.56)              | 0.00              | 0.00         | 0.00        | 97,512.08        | 99,999.56            | (2,487.48)        |
|   | <b>30/06/2022</b> |                   | <b>0.00</b>  | <b>0.00</b>              | <b>0.00</b>       | <b>0.00</b>  | <b>0.00</b> | <b>97,512.08</b> | <b>99,999.56</b>     | <b>(2,487.48)</b> |
| CBA.AXW - Commonwealth Bank Of Australia.                   |                   |                   |              |                          |                   |              |             |                  |                      |                   |
|   | 01/07/2021        | Opening Balance   | 480.00       | 0.00                     | 0.00              | 0.00         | 47,937.60   | 0.00             | 0.00                 | 0.00              |
|   | 13/07/2021        | Disposal          | (480.00)     | (41,376.86)              | 0.00              | 0.00         | 6,560.74    | 46,890.62        | 41,376.86            | 5,513.76          |
|   | 13/07/2021        | Writeback         | 0.00         | 0.00                     | (6,560.74)        | 0.00         | 0.00        | 0.00             | 0.00                 | 0.00              |
|   | <b>30/06/2022</b> |                   | <b>0.00</b>  | <b>(41,376.86)</b>       | <b>(6,560.74)</b> | <b>0.00</b>  | <b>0.00</b> | <b>46,890.62</b> | <b>41,376.86</b>     | <b>5,513.76</b>   |

# S A DAWKINS PENSION FUND

## Market Movement Report

As at 30 June 2022

| Investment  | Date              | Description     | Unrealised  |                          |                    |              | Realised    |                   |                      | Total              |
|---|-------------------|-----------------|-------------|--------------------------|--------------------|--------------|-------------|-------------------|----------------------|--------------------|
|   |                   |                 | Units       | Accounting Cost Movement | Market Movement    | Depreciation | Balance     | Consideration     | Accounting Cost Base |                    |
| F100.AX - Betashares Ftse 100 Etf                             |                   |                 |             |                          |                    |              |             |                   |                      |                    |
|   | 01/07/2021        | Opening Balance | 2,517.00    | 0.00                     | 0.00               | 0.00         | 25,170.00   | 0.00              | 0.00                 | 0.00               |
|   | 17/08/2021        | Disposal        | (2,517.00)  | (24,366.16)              | 0.00               | 0.00         | 803.84      | 25,995.83         | 24,366.16            | 1,629.67           |
|   | 17/08/2021        | Writeback       | 0.00        | 0.00                     | (803.84)           | 0.00         | 0.00        | 0.00              | 0.00                 | 0.00               |
|   | <b>30/06/2022</b> |                 | <b>0.00</b> | <b>(24,366.16)</b>       | <b>(803.84)</b>    | <b>0.00</b>  | <b>0.00</b> | <b>25,995.83</b>  | <b>24,366.16</b>     | <b>1,629.67</b>    |
| FMG.AX - Fortescue Metals Group Ltd                           |                   |                 |             |                          |                    |              |             |                   |                      |                    |
|   | 01/07/2021        | Opening Balance | 0.00        | 0.00                     | 0.00               | 0.00         | 0.00        | 0.00              | 0.00                 | 0.00               |
|   | 16/07/2021        | Purchase        | 1,848.00    | 46,472.82                | 0.00               | 0.00         | 46,472.82   | 0.00              | 0.00                 | 0.00               |
|   | 26/08/2021        | Disposal        | (1,848.00)  | (46,472.82)              | 0.00               | 0.00         | 0.00        | 36,144.04         | 46,472.82            | (10,328.78)        |
|   | 01/12/2021        | Purchase        | 2,890.00    | 49,994.13                | 0.00               | 0.00         | 49,994.13   | 0.00              | 0.00                 | 0.00               |
|   | 13/12/2021        | Disposal        | (2,890.00)  | (49,994.13)              | 0.00               | 0.00         | 0.00        | 51,544.19         | 49,994.13            | 1,550.06           |
|   | 14/02/2022        | Purchase        | 4,437.00    | 99,053.95                | 0.00               | 0.00         | 99,053.95   | 0.00              | 0.00                 | 0.00               |
|   | 19/04/2022        | Disposal        | (4,437.00)  | (99,053.95)              | 0.00               | 0.00         | 0.00        | 94,780.87         | 99,053.95            | (4,273.08)         |
|   | 21/04/2022        | Purchase        | 2,337.00    | 51,002.65                | 0.00               | 0.00         | 51,002.65   | 0.00              | 0.00                 | 0.00               |
|   | 26/04/2022        | Disposal        | (2,337.00)  | (51,002.65)              | 0.00               | 0.00         | 0.00        | 50,365.32         | 51,002.65            | (637.33)           |
|   | <b>30/06/2022</b> |                 | <b>0.00</b> | <b>0.00</b>              | <b>0.00</b>        | <b>0.00</b>  | <b>0.00</b> | <b>232,834.42</b> | <b>246,523.55</b>    | <b>(13,689.13)</b> |
| IHWL.AX2 - Ishares Core Msci World Ex Aus Esg Leaders Aud Hed |                   |                 |             |                          |                    |              |             |                   |                      |                    |
|   | 08/12/2021        | Purchase        | 1,114.00    | 49,950.95                | 0.00               | 0.00         | 49,950.95   | 0.00              | 0.00                 | 0.00               |
|   | 13/12/2021        | Disposal        | (1,114.00)  | (49,950.95)              | 0.00               | 0.00         | 0.00        | 51,357.39         | 49,950.95            | 1,406.44           |
|   | <b>30/06/2022</b> |                 | <b>0.00</b> | <b>0.00</b>              | <b>0.00</b>        | <b>0.00</b>  | <b>0.00</b> | <b>51,357.39</b>  | <b>49,950.95</b>     | <b>1,406.44</b>    |
| MVB.AX - Vaneck Australian Banks Etf                          |                   |                 |             |                          |                    |              |             |                   |                      |                    |
|   | 01/07/2021        | Opening Balance | 1,509.00    | 0.00                     | 0.00               | 0.00         | 45,556.71   | 0.00              | 0.00                 | 0.00               |
|   | 26/08/2021        | Disposal        | (1,509.00)  | (40,039.95)              | 0.00               | 0.00         | 5,516.76    | 45,566.89         | 40,039.95            | 5,526.94           |
|   | 26/08/2021        | Writeback       | 0.00        | 0.00                     | (5,516.76)         | 0.00         | 0.00        | 0.00              | 0.00                 | 0.00               |
|   | <b>30/06/2022</b> |                 | <b>0.00</b> | <b>(40,039.95)</b>       | <b>(5,516.76)</b>  | <b>0.00</b>  | <b>0.00</b> | <b>45,566.89</b>  | <b>40,039.95</b>     | <b>5,526.94</b>    |
| QFN.AX - Betashares Australian Financials Sector Etf          |                   |                 |             |                          |                    |              |             |                   |                      |                    |
|   | 01/07/2021        | Opening Balance | 5,862.00    | 0.00                     | 0.00               | 0.00         | 70,578.48   | 0.00              | 0.00                 | 0.00               |
|   | 26/08/2021        | Disposal        | (5,862.00)  | (60,088.95)              | 0.00               | 0.00         | 10,489.53   | 71,964.74         | 60,088.95            | 11,875.79          |
|   | 26/08/2021        | Writeback       | 0.00        | 0.00                     | (10,489.53)        | 0.00         | 0.00        | 0.00              | 0.00                 | 0.00               |
|   | <b>30/06/2022</b> |                 | <b>0.00</b> | <b>(60,088.95)</b>       | <b>(10,489.53)</b> | <b>0.00</b>  | <b>0.00</b> | <b>71,964.74</b>  | <b>60,088.95</b>     | <b>11,875.79</b>   |
| RIO.AX - RIO Tinto Limited                                    |                   |                 |             |                          |                    |              |             |                   |                      |                    |
|   | 08/12/2021        | Purchase        | 531.00      | 49,941.11                | 0.00               | 0.00         | 49,941.11   | 0.00              | 0.00                 | 0.00               |
|   | 13/12/2021        | Disposal        | (531.00)    | (49,941.11)              | 0.00               | 0.00         | 0.00        | 50,649.41         | 49,941.11            | 708.30             |

# S A DAWKINS PENSION FUND

## Market Movement Report

As at 30 June 2022

| Investment   | Date              | Description     | Unrealised  |                          |                    |              | Realised    |                   |                      | Total            |                          |
|--|-------------------|-----------------|-------------|--------------------------|--------------------|--------------|-------------|-------------------|----------------------|------------------|--------------------------|
|  |                   |                 | Units       | Accounting Cost Movement | Market Movement    | Depreciation | Balance     | Consideration     | Accounting Cost Base |                  | Accounting Profit/(loss) |
|  | <b>30/06/2022</b> |                 | <b>0.00</b> | <b>0.00</b>              | <b>0.00</b>        | <b>0.00</b>  | <b>0.00</b> | <b>50,649.41</b>  | <b>49,941.11</b>     | <b>708.30</b>    |                          |
| SKT.AX - Sky Network Television Limited.                         |                   |                 |             |                          |                    |              |             |                   |                      |                  |                          |
|  | 08/12/2021        | Purchase        | 29,553.00   | 49,984.49                | 0.00               | 0.00         | 49,984.49   | 0.00              | 0.00                 | 0.00             |                          |
|  | 13/12/2021        | Disposal        | (29,553.00) | (49,984.49)              | 0.00               | 0.00         | 0.00        | 67,850.77         | 49,984.49            | 17,866.28        |                          |
|  | <b>30/06/2022</b> |                 | <b>0.00</b> | <b>0.00</b>              | <b>0.00</b>        | <b>0.00</b>  | <b>0.00</b> | <b>67,850.77</b>  | <b>49,984.49</b>     | <b>17,866.28</b> |                          |
| SPY.AX - Spdr S&p 500 Etf Trust                                  |                   |                 |             |                          |                    |              |             |                   |                      |                  |                          |
|  | 01/07/2021        | Opening Balance | 0.00        | 0.00                     | 0.00               | 0.00         | 0.00        | 0.00              | 0.00                 | 0.00             |                          |
|  | 24/01/2022        | Purchase        | 162.00      | 99,298.47                | 0.00               | 0.00         | 99,298.47   | 0.00              | 0.00                 | 0.00             |                          |
|  | 03/02/2022        | Disposal        | (162.00)    | (99,298.47)              | 0.00               | 0.00         | 0.00        | 102,434.81        | 99,298.47            | 3,136.34         |                          |
|  | <b>30/06/2022</b> |                 | <b>0.00</b> | <b>0.00</b>              | <b>0.00</b>        | <b>0.00</b>  | <b>0.00</b> | <b>102,434.81</b> | <b>99,298.47</b>     | <b>3,136.34</b>  |                          |
| UMAX.AX - Betashares S&p 500 Yield Maximiser Fund (managed Fund) |                   |                 |             |                          |                    |              |             |                   |                      |                  |                          |
|  | 01/07/2021        | Opening Balance | 2,151.00    | 0.00                     | 0.00               | 0.00         | 44,073.99   | 0.00              | 0.00                 | 0.00             |                          |
|  | 26/08/2021        | Disposal        | (2,151.00)  | (40,027.90)              | 0.00               | 0.00         | 4,046.09    | 46,842.22         | 40,027.90            | 6,814.32         |                          |
|  | 26/08/2021        | Writeback       | 0.00        | 0.00                     | (4,046.09)         | 0.00         | 0.00        | 0.00              | 0.00                 | 0.00             |                          |
|  | <b>30/06/2022</b> |                 | <b>0.00</b> | <b>(40,027.90)</b>       | <b>(4,046.09)</b>  | <b>0.00</b>  | <b>0.00</b> | <b>46,842.22</b>  | <b>40,027.90</b>     | <b>6,814.32</b>  |                          |
| VAP.AX - Vanguard Australian Property Securities Index Etf       |                   |                 |             |                          |                    |              |             |                   |                      |                  |                          |
|  | 08/07/2021        | Purchase        | 503.00      | 43,919.92                | 0.00               | 0.00         | 43,919.92   | 0.00              | 0.00                 | 0.00             |                          |
|  | 26/08/2021        | Disposal        | (503.00)    | (43,919.92)              | 0.00               | 0.00         | 0.00        | 46,285.45         | 43,919.92            | 2,365.53         |                          |
|  | <b>30/06/2022</b> |                 | <b>0.00</b> | <b>0.00</b>              | <b>0.00</b>        | <b>0.00</b>  | <b>0.00</b> | <b>46,285.45</b>  | <b>43,919.92</b>     | <b>2,365.53</b>  |                          |
| VHY.AX - Vanguard Australian Shares High Yield Etf               |                   |                 |             |                          |                    |              |             |                   |                      |                  |                          |
|  | 01/07/2021        | Opening Balance | 0.00        | 0.00                     | 0.00               | 0.00         | 0.00        | 0.00              | 0.00                 | 0.00             |                          |
|  | 14/02/2022        | Purchase        | 1,491.00    | 99,932.25                | 0.00               | 0.00         | 99,932.25   | 0.00              | 0.00                 | 0.00             |                          |
|  | 19/04/2022        | Disposal        | (1,491.00)  | (99,932.25)              | 0.00               | 0.00         | 0.00        | 104,448.81        | 99,932.25            | 4,516.56         |                          |
|  | 21/04/2022        | Purchase        | 717.00      | 50,934.29                | 0.00               | 0.00         | 50,934.29   | 0.00              | 0.00                 | 0.00             |                          |
|  | 26/04/2022        | Disposal        | (717.00)    | (50,934.29)              | 0.00               | 0.00         | 0.00        | 50,779.38         | 50,934.29            | (154.91)         |                          |
|  | <b>30/06/2022</b> |                 | <b>0.00</b> | <b>0.00</b>              | <b>0.00</b>        | <b>0.00</b>  | <b>0.00</b> | <b>155,228.19</b> | <b>150,866.54</b>    | <b>4,361.65</b>  |                          |
| <b>Total Market Movement</b>                                     |                   |                 |             |                          | <b>(27,416.96)</b> |              |             |                   |                      | <b>36,495.03</b> | <b>9,078.07</b>          |

S A DAWKINS PENSION FUND

# Capital Gains Reconciliation Report

For The Period 01 July 2021 - 30 June 2022

|  | Total       | Discounted  | Indexed     | Other       | Notional    |
|--|-------------|-------------|-------------|-------------|-------------|
| <b>Losses available to offset</b>                    |             |             |             |             |             |
| Carried forward from prior losses                    | 0.00        |             |             |             |             |
| Carried forward from prior losses - Collectables     | 0.00        |             |             |             |             |
| Current year capital losses                          | 0.00        |             |             |             |             |
| Current year capital losses - Collectables           | 0.00        |             |             |             |             |
| <b>Total Losses Available</b>                        | <b>0.00</b> |             |             |             |             |
| <b>Total Losses Available - Collectables</b>         | <b>0.00</b> |             |             |             |             |
| <b>Capital Gains</b>                                 |             |             |             |             |             |
| Capital gains from disposal of assets                | 0.00        | 0.00        | 0.00        | 0.00        | 0.00        |
| Capital gains from disposal of assets - Collectables | 0.00        | 0.00        | 0.00        | 0.00        | 0.00        |
| Capital gains from trust distributions               | 0.00        | 0.00        | 0.00        | 0.00        | 0.00        |
| <b>Capital Gains Before Losses applied</b>           | <b>0.00</b> | <b>0.00</b> | <b>0.00</b> | <b>0.00</b> | <b>0.00</b> |
| <b>Losses and discount applied</b>                   |             |             |             |             |             |
| Losses applied                                       | 0.00        | 0.00        | 0.00        | 0.00        | 0.00        |
| Losses applied - Collectables                        | 0.00        | 0.00        | 0.00        | 0.00        | 0.00        |
| Capital gains after losses applied                   | 0.00        | 0.00        | 0.00        | 0.00        | 0.00        |
| Capital gains after losses applied - Collectables    | 0.00        | 0.00        | 0.00        | 0.00        | 0.00        |
| CGT Discount applied                                 | 0.00        |             |             |             |             |
| CGT Discount applied - Collectables                  | 0.00        |             |             |             |             |

S A DAWKINS PENSION FUND

# Capital Gains Reconciliation Report

For The Period 01 July 2021 - 30 June 2022

---

|   | Total       | Discounted | Indexed | Other | Notional |
|---|-------------|------------|---------|-------|----------|
| <b>Net Capital Gain</b>   |             |            |         |       |          |
| Net capital gain  | 0.00        |            |         |       |          |
| Net capital gain - Collectables   | 0.00        |            |         |       |          |
| <b>Total Net Capital Gain (11A)</b>   | <b>0.00</b> |            |         |       |          |
| <b>Net Capital Losses Carried Forward to later income</b>                   |             |            |         |       |          |
| Net Capital Losses Carried Forward to later income years                    | 0.00        |            |         |       |          |
| Net Capital Losses Carried Forward to later income years - Collectables     | 0.00        |            |         |       |          |
| <b>Total Net Capital Losses Carried Forward to later income years (14V)</b> | <b>0.00</b> |            |         |       |          |

Note

Refer to Realised Gains Report for details of Disposals at a Security level

Refer to Distribution Reconciliation Report for Trust Distribution details at a Security level

## S A DAWKINS PENSION FUND

# Realised Capital Gains Report

For The Period 01 July 2021 - 30 June 2022

| Investment   |                        | Accounting Treatment |                  |                  |                          | Tax Treatment      |                   |                   |               |                          |                 |                   |
|--|------------------------|----------------------|------------------|------------------|--------------------------|--------------------|-------------------|-------------------|---------------|--------------------------|-----------------|-------------------|
| Purchase Contract Date                                       | Disposal Contract Date | Units                | Cost             | Proceeds         | Accounting Profit/(Loss) | Adjusted Cost Base | Reduced Cost Base | Indexed Cost Base | Indexed Gains | Discounted Gains (Gross) | Other Gains     | Capital Loss      |
| <b>Shares in Listed Companies (Australian)</b>               |                        |                      |                  |                  |                          |                    |                   |                   |               |                          |                 |                   |
| BBUS.AX1 - Betashares Us Eq Strong Bear Hdge Fnd-crncy Hdged |                        |                      |                  |                  |                          |                    |                   |                   |               |                          |                 |                   |
| 25/01/2022   | 04/02/2022             | 7,935.00             | 79,755.04        | 72,763.18        | (6,991.86)               | 79,755.04          | 79,755.04         | 0.00              | 0.00          | 0.00                     | 0.00            | (6,991.86)        |
|  |                        | <b>7,935.00</b>      | <b>79,755.04</b> | <b>72,763.18</b> | <b>(6,991.86)</b>        | <b>79,755.04</b>   | <b>79,755.04</b>  | <b>0.00</b>       | <b>0.00</b>   | <b>0.00</b>              | <b>0.00</b>     | <b>(6,991.86)</b> |
| BENPF.AX - Bendigo And Adelaide Bank Limited                 |                        |                      |                  |                  |                          |                    |                   |                   |               |                          |                 |                   |
| 29/11/2021   | 09/12/2021             | 5,889.00             | 49,993.65        | 51,370.28        | 1,376.63                 | 49,993.65          | 49,993.65         | 0.00              | 0.00          | 0.00                     | 1,376.63        | 0.00              |
|  |                        | <b>5,889.00</b>      | <b>49,993.65</b> | <b>51,370.28</b> | <b>1,376.63</b>          | <b>49,993.65</b>   | <b>49,993.65</b>  | <b>0.00</b>       | <b>0.00</b>   | <b>0.00</b>              | <b>1,376.63</b> | <b>0.00</b>       |
| BHP.AX - BHP Group Limited                                   |                        |                      |                  |                  |                          |                    |                   |                   |               |                          |                 |                   |
| 02/12/2021   | 02/12/2021             | 1,312.00             | 51,552.65        | 51,379.80        | (172.85)                 | 51,552.65          | 51,552.65         | 0.00              | 0.00          | 0.00                     | 0.00            | (172.85)          |
|  |                        | <b>1,312.00</b>      | <b>51,552.65</b> | <b>51,379.80</b> | <b>(172.85)</b>          | <b>51,552.65</b>   | <b>51,552.65</b>  | <b>0.00</b>       | <b>0.00</b>   | <b>0.00</b>              | <b>0.00</b>     | <b>(172.85)</b>   |
| BLD.AX - Boral Limited.                                      |                        |                      |                  |                  |                          |                    |                   |                   |               |                          |                 |                   |
| 03/02/2022   | 22/02/2022             | 15,250.00            | 59,216.64        | 56,471.34        | (2,745.30)               | 59,216.64          | 59,216.64         | 0.00              | 0.00          | 0.00                     | 0.00            | (2,745.30)        |
|  |                        | <b>15,250.00</b>     | <b>59,216.64</b> | <b>56,471.34</b> | <b>(2,745.30)</b>        | <b>59,216.64</b>   | <b>59,216.64</b>  | <b>0.00</b>       | <b>0.00</b>   | <b>0.00</b>              | <b>0.00</b>     | <b>(2,745.30)</b> |
| CAM.AX - Clime Capital Limited                               |                        |                      |                  |                  |                          |                    |                   |                   |               |                          |                 |                   |
| 25/01/2022   | 08/02/2022             | 113,511.00           | 99,999.56        | 97,512.08        | (2,487.48)               | 99,999.56          | 99,999.56         | 0.00              | 0.00          | 0.00                     | 0.00            | (2,487.48)        |
|  |                        | <b>113,511.00</b>    | <b>99,999.56</b> | <b>97,512.08</b> | <b>(2,487.48)</b>        | <b>99,999.56</b>   | <b>99,999.56</b>  | <b>0.00</b>       | <b>0.00</b>   | <b>0.00</b>              | <b>0.00</b>     | <b>(2,487.48)</b> |
| CBA.AXW - Commonwealth Bank Of Australia.                    |                        |                      |                  |                  |                          |                    |                   |                   |               |                          |                 |                   |
| 27/01/2021   | 09/07/2021             | 353.00               | 30,513.68        | 34,484.14        | 3,970.46                 | 30,513.68          | 30,513.68         | 0.00              | 0.00          | 0.00                     | 3,970.46        | 0.00              |
| 19/01/2021   | 09/07/2021             | 46.00                | 3,945.13         | 4,493.68         | 548.55                   | 3,945.13           | 3,945.13          | 0.00              | 0.00          | 0.00                     | 548.55          | 0.00              |
| 18/01/2021   | 09/07/2021             | 81.00                | 6,918.05         | 7,912.79         | 994.74                   | 6,918.05           | 6,918.05          | 0.00              | 0.00          | 0.00                     | 994.74          | 0.00              |
|  |                        | <b>480.00</b>        | <b>41,376.86</b> | <b>46,890.61</b> | <b>5,513.75</b>          | <b>41,376.86</b>   | <b>41,376.86</b>  | <b>0.00</b>       | <b>0.00</b>   | <b>0.00</b>              | <b>5,513.75</b> | <b>0.00</b>       |

## S A DAWKINS PENSION FUND

# Realised Capital Gains Report

For The Period 01 July 2021 - 30 June 2022

| Investment                                      |                        | Accounting Treatment |                   |                   |                          | Tax Treatment      |                   |                   |               |                          |                  |                    |
|---|------------------------|----------------------|-------------------|-------------------|--------------------------|--------------------|-------------------|-------------------|---------------|--------------------------|------------------|--------------------|
| Purchase Contract Date                          | Disposal Contract Date | Units                | Cost              | Proceeds          | Accounting Profit/(Loss) | Adjusted Cost Base | Reduced Cost Base | Indexed Cost Base | Indexed Gains | Discounted Gains (Gross) | Other Gains      | Capital Loss       |
| <b>Shares in Listed Companies (Australian)</b>  |                        |                      |                   |                   |                          |                    |                   |                   |               |                          |                  |                    |
| FMG.AX - Fortescue Metals Group Ltd             |                        |                      |                   |                   |                          |                    |                   |                   |               |                          |                  |                    |
| 14/07/2021                                      | 24/08/2021             | 1,848.00             | 46,472.82         | 36,144.04         | (10,328.78)              | 46,472.82          | 46,472.82         | 0.00              | 0.00          | 0.00                     | 0.00             | (10,328.78)        |
|   |                        | <b>1,848.00</b>      | <b>46,472.82</b>  | <b>36,144.04</b>  | <b>(10,328.78)</b>       | <b>46,472.82</b>   | <b>46,472.82</b>  | <b>0.00</b>       | <b>0.00</b>   | <b>0.00</b>              | <b>0.00</b>      | <b>(10,328.78)</b> |
| 29/11/2021                                      | 09/12/2021             | 2,890.00             | 49,994.13         | 51,544.19         | 1,550.06                 | 49,994.13          | 49,994.13         | 0.00              | 0.00          | 0.00                     | 1,550.06         | 0.00               |
|   |                        | <b>2,890.00</b>      | <b>49,994.13</b>  | <b>51,544.19</b>  | <b>1,550.06</b>          | <b>49,994.13</b>   | <b>49,994.13</b>  | <b>0.00</b>       | <b>0.00</b>   | <b>0.00</b>              | <b>1,550.06</b>  | <b>0.00</b>        |
| 10/02/2022                                      | 19/04/2022             | 4,437.00             | 99,053.95         | 94,780.87         | (4,273.08)               | 99,053.95          | 99,053.95         | 0.00              | 0.00          | 0.00                     | 0.00             | (4,273.08)         |
|   |                        | <b>4,437.00</b>      | <b>99,053.95</b>  | <b>94,780.87</b>  | <b>(4,273.08)</b>        | <b>99,053.95</b>   | <b>99,053.95</b>  | <b>0.00</b>       | <b>0.00</b>   | <b>0.00</b>              | <b>0.00</b>      | <b>(4,273.08)</b>  |
| 19/04/2022                                      | 26/04/2022             | 2,337.00             | 51,002.65         | 50,365.32         | (637.33)                 | 51,002.65          | 51,002.65         | 0.00              | 0.00          | 0.00                     | 0.00             | (637.33)           |
|   |                        | <b>2,337.00</b>      | <b>51,002.65</b>  | <b>50,365.32</b>  | <b>(637.33)</b>          | <b>51,002.65</b>   | <b>51,002.65</b>  | <b>0.00</b>       | <b>0.00</b>   | <b>0.00</b>              | <b>0.00</b>      | <b>(637.33)</b>    |
| RIO.AX - RIO Tinto Limited                      |                        |                      |                   |                   |                          |                    |                   |                   |               |                          |                  |                    |
| 06/12/2021                                      | 09/12/2021             | 531.00               | 49,941.11         | 50,649.41         | 708.30                   | 49,941.11          | 49,941.11         | 0.00              | 0.00          | 0.00                     | 708.30           | 0.00               |
|   |                        | <b>531.00</b>        | <b>49,941.11</b>  | <b>50,649.41</b>  | <b>708.30</b>            | <b>49,941.11</b>   | <b>49,941.11</b>  | <b>0.00</b>       | <b>0.00</b>   | <b>0.00</b>              | <b>708.30</b>    | <b>0.00</b>        |
| SKT.AX - Sky Network Television Limited.        |                        |                      |                   |                   |                          |                    |                   |                   |               |                          |                  |                    |
| 06/12/2021                                      | 09/12/2021             | 29,553.00            | 49,984.49         | 67,850.77         | 17,866.28                | 49,984.49          | 49,984.49         | 0.00              | 0.00          | 0.00                     | 17,866.28        | 0.00               |
|   |                        | <b>29,553.00</b>     | <b>49,984.49</b>  | <b>67,850.77</b>  | <b>17,866.28</b>         | <b>49,984.49</b>   | <b>49,984.49</b>  | <b>0.00</b>       | <b>0.00</b>   | <b>0.00</b>              | <b>17,866.28</b> | <b>0.00</b>        |
|   |                        | <b>185,973.00</b>    | <b>728,343.55</b> | <b>727,721.89</b> | <b>(621.66)</b>          | <b>728,343.55</b>  | <b>728,343.55</b> | <b>0.00</b>       | <b>0.00</b>   | <b>0.00</b>              | <b>27,015.02</b> | <b>(27,636.68)</b> |
| <b>Units in Listed Unit Trusts (Australian)</b> |                        |                      |                   |                   |                          |                    |                   |                   |               |                          |                  |                    |
| F100.AX - Betashares Ftse 100 Etf               |                        |                      |                   |                   |                          |                    |                   |                   |               |                          |                  |                    |
| 20/04/2021                                      | 24/08/2021             | 2,517.00             | 24,366.16         | 25,995.83         | 1,629.67                 | 24,366.16          | 24,366.16         | 0.00              | 0.00          | 0.00                     | 1,629.67         | 0.00               |
|   |                        | <b>2,517.00</b>      | <b>24,366.16</b>  | <b>25,995.83</b>  | <b>1,629.67</b>          | <b>24,366.16</b>   | <b>24,366.16</b>  | <b>0.00</b>       | <b>0.00</b>   | <b>0.00</b>              | <b>1,629.67</b>  | <b>0.00</b>        |

# S A DAWKINS PENSION FUND

## Realised Capital Gains Report

For The Period 01 July 2021 - 30 June 2022

| Investment   |                        | Accounting Treatment |                  |                   |                          | Tax Treatment      |                   |                   |               |                          |                  |              |
|--|------------------------|----------------------|------------------|-------------------|--------------------------|--------------------|-------------------|-------------------|---------------|--------------------------|------------------|--------------|
| Purchase Contract Date   | Disposal Contract Date | Units                | Cost             | Proceeds          | Accounting Profit/(Loss) | Adjusted Cost Base | Reduced Cost Base | Indexed Cost Base | Indexed Gains | Discounted Gains (Gross) | Other Gains      | Capital Loss |
| <b>Units in Listed Unit Trusts (Australian)</b>                  |                        |                      |                  |                   |                          |                    |                   |                   |               |                          |                  |              |
| IHWL.AX2 - Ishares Core Msci World Ex Aus Esg Leaders Aud Hed    |                        |                      |                  |                   |                          |                    |                   |                   |               |                          |                  |              |
| 06/12/2021   | 09/12/2021             | 1,114.00             | 49,950.95        | 51,357.39         | 1,406.44                 | 49,950.95          | 49,950.95         | 0.00              | 0.00          | 0.00                     | 1,406.44         | 0.00         |
|  |                        | <b>1,114.00</b>      | <b>49,950.95</b> | <b>51,357.39</b>  | <b>1,406.44</b>          | <b>49,950.95</b>   | <b>49,950.95</b>  | <b>0.00</b>       | <b>0.00</b>   | <b>0.00</b>              | <b>1,406.44</b>  | <b>0.00</b>  |
| MVB.AX - Vaneck Australian Banks Etf                             |                        |                      |                  |                   |                          |                    |                   |                   |               |                          |                  |              |
| 09/02/2021   | 24/08/2021             | 754.00               | 20,078.47        | 22,768.35         | 2,689.88                 | 20,113.45          | 20,113.45         | 0.00              | 0.00          | 0.00                     | 2,654.89         | 0.00         |
| 05/02/2021   | 24/08/2021             | 755.00               | 19,961.48        | 22,798.54         | 2,837.06                 | 19,996.51          | 19,996.51         | 0.00              | 0.00          | 0.00                     | 2,802.03         | 0.00         |
|  |                        | <b>1,509.00</b>      | <b>40,039.95</b> | <b>45,566.89</b>  | <b>5,526.94</b>          | <b>40,109.96</b>   | <b>40,109.96</b>  | <b>0.00</b>       | <b>0.00</b>   | <b>0.00</b>              | <b>5,456.92</b>  | <b>0.00</b>  |
| QFN.AX - Betashares Australian Financials Sector Etf             |                        |                      |                  |                   |                          |                    |                   |                   |               |                          |                  |              |
| 03/02/2021   | 24/08/2021             | 1,903.00             | 20,041.58        | 23,362.15         | 3,320.57                 | 20,041.58          | 20,041.58         | 0.00              | 0.00          | 0.00                     | 3,320.57         | 0.00         |
| 01/02/2021   | 24/08/2021             | 1,995.00             | 20,031.86        | 24,491.58         | 4,459.72                 | 20,031.86          | 20,031.86         | 0.00              | 0.00          | 0.00                     | 4,459.72         | 0.00         |
| 28/01/2021   | 24/08/2021             | 1,964.00             | 20,015.51        | 24,111.01         | 4,095.50                 | 20,015.51          | 20,015.51         | 0.00              | 0.00          | 0.00                     | 4,095.50         | 0.00         |
|  |                        | <b>5,862.00</b>      | <b>60,088.95</b> | <b>71,964.74</b>  | <b>11,875.79</b>         | <b>60,088.95</b>   | <b>60,088.95</b>  | <b>0.00</b>       | <b>0.00</b>   | <b>0.00</b>              | <b>11,875.79</b> | <b>0.00</b>  |
| SPY.AX - Spdr S&p 500 Etf Trust                                  |                        |                      |                  |                   |                          |                    |                   |                   |               |                          |                  |              |
| 24/01/2022   | 01/02/2022             | 162.00               | 99,298.47        | 102,434.81        | 3,136.34                 | 99,298.47          | 99,298.47         | 0.00              | 0.00          | 0.00                     | 3,136.34         | 0.00         |
|  |                        | <b>162.00</b>        | <b>99,298.47</b> | <b>102,434.81</b> | <b>3,136.34</b>          | <b>99,298.47</b>   | <b>99,298.47</b>  | <b>0.00</b>       | <b>0.00</b>   | <b>0.00</b>              | <b>3,136.34</b>  | <b>0.00</b>  |
| UMAX.AX - Betashares S&p 500 Yield Maximiser Fund (managed Fund) |                        |                      |                  |                   |                          |                    |                   |                   |               |                          |                  |              |
| 02/02/2021   | 24/08/2021             | 1,071.00             | 19,963.95        | 23,323.11         | 3,359.16                 | 19,582.73          | 19,582.73         | 0.00              | 0.00          | 0.00                     | 3,740.38         | 0.00         |
| 02/02/2021   | 24/08/2021             | 1,080.00             | 20,063.95        | 23,519.11         | 3,455.16                 | 19,679.53          | 19,679.53         | 0.00              | 0.00          | 0.00                     | 3,839.58         | 0.00         |
|  |                        | <b>2,151.00</b>      | <b>40,027.90</b> | <b>46,842.22</b>  | <b>6,814.32</b>          | <b>39,262.26</b>   | <b>39,262.26</b>  | <b>0.00</b>       | <b>0.00</b>   | <b>0.00</b>              | <b>7,579.96</b>  | <b>0.00</b>  |
| VAP.AX - Vanguard Australian Property Securities Index Etf       |                        |                      |                  |                   |                          |                    |                   |                   |               |                          |                  |              |
| 06/07/2021   | 24/08/2021             | 503.00               | 43,919.92        | 46,285.45         | 2,365.53                 | 43,919.92          | 43,919.92         | 0.00              | 0.00          | 0.00                     | 2,365.53         | 0.00         |



S A DAWKINS PENSION FUND

# Realised Capital Gains Report

For The Period 01 July 2021 - 30 June 2022

| Investment   |                        | Accounting Treatment |                     |                     |                          | Tax Treatment       |                     |                   |               |                          |                  |                    |
|--|------------------------|----------------------|---------------------|---------------------|--------------------------|---------------------|---------------------|-------------------|---------------|--------------------------|------------------|--------------------|
| Purchase Contract Date                             | Disposal Contract Date | Units                | Cost                | Proceeds            | Accounting Profit/(Loss) | Adjusted Cost Base  | Reduced Cost Base   | Indexed Cost Base | Indexed Gains | Discounted Gains (Gross) | Other Gains      | Capital Loss       |
| <b>Units in Listed Unit Trusts (Australian)</b>    |                        |                      |                     |                     |                          |                     |                     |                   |               |                          |                  |                    |
|  |                        | <b>503.00</b>        | <b>43,919.92</b>    | <b>46,285.45</b>    | <b>2,365.53</b>          | <b>43,919.92</b>    | <b>43,919.92</b>    | <b>0.00</b>       | <b>0.00</b>   | <b>0.00</b>              | <b>2,365.53</b>  | <b>0.00</b>        |
| VHY.AX - Vanguard Australian Shares High Yield Etf |                        |                      |                     |                     |                          |                     |                     |                   |               |                          |                  |                    |
| 10/02/2022   | 13/04/2022             | 1,491.00             | 99,932.25           | 104,448.81          | 4,516.56                 | 99,908.72           | 99,908.72           | 0.00              | 0.00          | 0.00                     | 4,540.09         | 0.00               |
|  |                        | <b>1,491.00</b>      | <b>99,932.25</b>    | <b>104,448.81</b>   | <b>4,516.56</b>          | <b>99,908.72</b>    | <b>99,908.72</b>    | <b>0.00</b>       | <b>0.00</b>   | <b>0.00</b>              | <b>4,540.09</b>  | <b>0.00</b>        |
| 19/04/2022   | 21/04/2022             | 717.00               | 50,934.29           | 50,779.38           | (154.91)                 | 50,922.97           | 50,922.97           | 0.00              | 0.00          | 0.00                     | 0.00             | (143.59)           |
|  |                        | <b>717.00</b>        | <b>50,934.29</b>    | <b>50,779.38</b>    | <b>(154.91)</b>          | <b>50,922.97</b>    | <b>50,922.97</b>    | <b>0.00</b>       | <b>0.00</b>   | <b>0.00</b>              | <b>0.00</b>      | <b>(143.59)</b>    |
|  |                        | <b>16,026.00</b>     | <b>508,558.84</b>   | <b>545,675.52</b>   | <b>37,116.68</b>         | <b>507,828.36</b>   | <b>507,828.36</b>   | <b>0.00</b>       | <b>0.00</b>   | <b>0.00</b>              | <b>37,990.74</b> | <b>(143.59)</b>    |
|  |                        | <b>201,999.00</b>    | <b>1,236,902.39</b> | <b>1,273,397.41</b> | <b>36,495.02</b>         | <b>1,236,171.91</b> | <b>1,236,171.91</b> | <b>0.00</b>       | <b>0.00</b>   | <b>0.00</b>              | <b>65,005.76</b> | <b>(27,780.27)</b> |

# 24800 - Changes in Market Values of Other Assets

2022 Financial Year

**Preparer** Lousse Montiel

**Reviewer** Steven Lee

**Status** Completed

| Account Code | Description                              | CY Balance        | LY Balance        | Change |
|--------------|--|-------------------|-------------------|--------|
| 24800        | Changes in Market Values of Other Assets |                   | (\$4.98)          | 100%   |
| <b>TOTAL</b> |  | <b>CY Balance</b> | <b>LY Balance</b> |        |
|              |  |                   | (\$4.98)          |        |

## Supporting Documents

- General Ledger [Report](#)

## Standard Checklist

- Attach all supporting Documentation
- Has the Fund received any non-arm's length income? If so, it may be taxed at 47%

S A DAWKINS PENSION FUND

# General Ledger

As at 30 June 2022

| Transaction Date | Description | Units | Debit | Credit | Balance \$ |
|------------------|-------------|-------|-------|--------|------------|
|                  |             |       |       |        | 0.00 DR    |

Total Debits: 0.00

Total Credits: 0.00

# 25000 - Interest Received

2022 Financial Year

**Preparer** Lousse Montiel

**Reviewer** Steven Lee

**Status** Completed

| Account Code | Description                     | CY Balance        | LY Balance        | Change |
|--------------|---------------------------------|-------------------|-------------------|--------|
| ANZ390252018 | ANZ Cash Investment Acct ***018 | (\$23.46)         | (\$17.31)         | 35.53% |
| BBL154310627 | Sandhurst Trustees Cash Account |                   | (\$136.81)        | 100%   |
| <b>TOTAL</b> |                                 | <b>CY Balance</b> | <b>LY Balance</b> |        |
|              |                                 | (\$23.46)         | (\$154.12)        |        |

## Supporting Documents

- Interest Reconciliation Report [Report](#)

## Standard Checklist

- Attach Interest Reconciliation Report
- Ensure all interest has been recorded from Bank Statements
- Review Statements to ensure all TFN withheld has been input

**S A DAWKINS PENSION FUND**  
**Interest Reconciliation Report**

For The Period 01 July 2021 - 30 June 2022

| Date   | Payment Amount | Gross Interest | TFN Withheld | Foreign Income | Foreign Credits |
|--|----------------|----------------|--------------|----------------|-----------------|
| <b>Bank Accounts</b>                         |                |                |              |                |                 |
| ANZ390252018 ANZ Cash Investment Acct ***018 |                |                |              |                |                 |
| 30/07/2021                                   | 0.19           | 0.19           |              |                |                 |
| 31/08/2021                                   | 2.00           | 2.00           |              |                |                 |
| 30/09/2021                                   | 11.61          | 11.61          |              |                |                 |
| 30/09/2021                                   | (5.00)         | (5.00)         |              |                |                 |
| 29/10/2021                                   | 4.71           | 4.71           |              |                |                 |
| 30/11/2021                                   | 2.48           | 2.48           |              |                |                 |
| 31/12/2021                                   | 1.58           | 1.58           |              |                |                 |
| 31/01/2022                                   | 2.26           | 2.26           |              |                |                 |
| 29/04/2022                                   | 0.41           | 0.41           |              |                |                 |
| 31/05/2022                                   | 2.64           | 2.64           |              |                |                 |
| 07/06/2022                                   | 0.58           | 0.58           |              |                |                 |
|  | 23.46          | 23.46          |              |                |                 |
|  | <b>23.46</b>   | <b>23.46</b>   |              |                |                 |
| <b>TOTAL</b>                                 | <b>23.46</b>   | <b>23.46</b>   |              |                |                 |

**Tax Return Reconciliation**

|                | Totals | Tax Return Label |
|----------------|--------|------------------|
| Gross Interest | 23.46  | 11C              |

# 30100 - Accountancy Fees

2022 Financial Year

**Preparer** Lousse Montiel

**Reviewer** Steven Lee

**Status** Completed

| Account Code | Description      | CY Balance        | LY Balance        | Change   |
|--------------|------------------|-------------------|-------------------|----------|
| 30100        | Accountancy Fees | \$450.00          | \$1,020.00        | (55.88)% |
| <b>TOTAL</b> |                  | <b>CY Balance</b> | <b>LY Balance</b> |          |
|              |                  | \$450.00          | \$1,020.00        |          |

## Supporting Documents

- General Ledger [Report](#)
- INV-0961.pdf [30100](#)

## Standard Checklist

- Attach all source documentation
- Ensure all Transactions have been entered

S A DAWKINS PENSION FUND

# General Ledger

As at 30 June 2022

| Transaction Date                | Description  | Units | Debit         | Credit | Balance \$       |
|---------------------------------|--|-------|---------------|--------|------------------|
| <b>Accountancy Fees (30100)</b> |  |       |               |        |                  |
| <u>Accountancy Fees (30100)</u> |  |       |               |        |                  |
| 16/06/2022                      | E-BANKING TRANSFER I 0298864496<br>Superhelp Payment/ , 0018084079KE01 |       | 450.00        |        | 450.00 DR        |
|                                 |  |       | <b>450.00</b> |        | <b>450.00 DR</b> |

**Total Debits: 450.00**

**Total Credits: 0.00**



# TAX INVOICE

SA Dawkins Pension

**Invoice Date**  
19 Jul 2022

**Invoice Number**  
INV-0961

**ABN**  
60 061 126 663

SuperHelp Australia  
PTY LTD  
PO Box 1906  
MACQUARIE  
CENTRE NSW 2113  
AUSTRALIA

| Item                  | Description                | Quantity | Unit Price | GST | Amount AUD  |
|-----------------------|----------------------------|----------|------------|-----|-------------|
| EOY                   | SMSF Annual Administration | 1.00     | 1,100.00   | 10% | 1,100.00    |
| PENSIO<br>NADMIN      | Pension Administration     | 1.00     | 150.00     | 10% | 150.00      |
| DEPO                  | Deposit                    | 1.00     | (1,000.00) | 10% | (1,000.00)  |
| INCLUDES GST 10%      |                            |          |            |     | 22.73       |
| <b>TOTAL AUD</b>      |                            |          |            |     | 250.00      |
| Less Amount Paid      |                            |          |            |     | 250.00      |
| <b>AMOUNT DUE AUD</b> |                            |          |            |     | <b>0.00</b> |

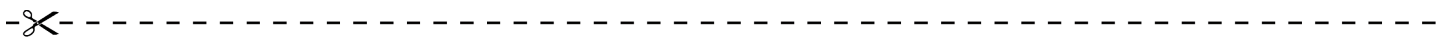
## Due Date: 2 Aug 2022

Please pay the balance of our fees by direct credit into our bank account.

OUR BANK DETAILS (Use your name or your SMSF name as the reference):

Account Name: Superhelp Australia Pty Ltd  
Bank: Commonwealth Bank  
BSB: 06 2099  
Account Number: 1041 7929





# PAYMENT ADVICE

To: SuperHelp Australia PTY LTD  
PO Box 1906  
MACQUARIE CENTRE NSW 2113  
AUSTRALIA

**Customer** SA Dawkins Pension  
**Invoice Number** INV-0961

---

**Amount Due** **0.00**  
**Due Date** 2 Aug 2022

---

**Amount Enclosed**

---

Enter the amount you are paying above

# 30400 - ATO Supervisory Levy

2022 Financial Year

**Preparer** Lousse Montiel

**Reviewer** Steven Lee

**Status** Completed

| Account Code | Description          | CY Balance        | LY Balance        | Change |
|--------------|----------------------|-------------------|-------------------|--------|
| 30400        | ATO Supervisory Levy |                   | \$259.00          | 100%   |
| <b>TOTAL</b> |                      | <b>CY Balance</b> | <b>LY Balance</b> |        |
|              |                      |                   | \$259.00          |        |

## Supporting Documents

- General Ledger [Report](#)

## Standard Checklist

- Attach all source documentation
- Ensure all Transactions have been entered

S A DAWKINS PENSION FUND

# General Ledger

As at 30 June 2022

| Transaction Date | Description | Units | Debit | Credit | Balance \$ |
|------------------|-------------|-------|-------|--------|------------|
|                  |             |       |       |        | 0.00 DR    |

Total Debits: 0.00

Total Credits: 0.00

# 30700 - Auditor's Remuneration

2022 Financial Year

**Preparer** Lousse Montiel

**Reviewer** Steven Lee

**Status** Completed

| Account Code | Description            | CY Balance        | LY Balance        | Change |
|--------------|------------------------|-------------------|-------------------|--------|
| 30700        | Auditor's Remuneration | \$550.00          | \$450.00          | 22.22% |
| <b>TOTAL</b> |                        | <b>CY Balance</b> | <b>LY Balance</b> |        |
|              |                        | \$550.00          | \$450.00          |        |

## Supporting Documents

- General Ledger [Report](#)
- 2021 invoice - S A Dawkins Pension Fund.pdf [30700](#)

## Standard Checklist

- Attach all source documentation
- Ensure all Transactions have been entered

S A DAWKINS PENSION FUND

# General Ledger

As at 30 June 2022

| Transaction Date                      | Description  | Units | Debit         | Credit | Balance \$       |
|---------------------------------------|--|-------|---------------|--------|------------------|
| <b>Auditor's Remuneration (30700)</b> |  |       |               |        |                  |
| Auditor's Remuneration (30700)        |  |       |               |        |                  |
| 16/06/2022                            | E-BANKING TRANSFER I 0298864496<br>Superhelp Payment/ , 0018084079KE01 |       | 550.00        |        | 550.00 DR        |
|                                       |  |       | <b>550.00</b> |        | <b>550.00 DR</b> |

**Total Debits: 550.00**

**Total Credits: 0.00**

# PINNACLE SUPER

## TAX INVOICE

S A Dawkins Pension Fund  
3b Casey Court  
DELORAINES TAS 7304

**Invoice Date**  
18 Jul 2022

**Account Number**

**Invoice Number**  
INV-0861

**Reference**

Pinnacle Super Pty Ltd  
PO Box 49  
PENRITH NSW 2751  
ABN 34 644 503 980

| Description   | Quantity | Unit Price | GST                    | Amount AUD    |
|---|----------|------------|------------------------|---------------|
| Provision of the statutory audit of the abovenamed Fund for the year ended 30 June 2021 |          |            |                        |               |
| Issue of audit report for the Fund  | 1.00     | 500.00     | 10%                    | 500.00        |
|   |          |            | Subtotal               | 500.00        |
|   |          |            | Total GST 10%          | 50.00         |
|   |          |            | Invoice Total AUD      | 550.00        |
|   |          |            | Total Net Payments AUD | 0.00          |
|   |          |            | <b>Amount Due AUD</b>  | <b>550.00</b> |

**Due Date: 01 Aug 2022**

### Methods of payment:

- \* Electronic Funds Transfer (EFT): Acc Name: Pinnacle Super Pty Ltd, BSB: 032-278 , Acc: 818524 - please quote invoice number
- \* Cheque - please attach the payment advice
- \* Mastercard / Visa / Bankcard:  
Card Number.....  
Cardholder.....  
Expiry Date..... Signature

# 30800 - ASIC Fees

2022 Financial Year

**Preparer** Louise Montiel

**Reviewer** Steven Lee

**Status** Completed

| Account Code | Description | CY Balance        | LY Balance        | Change |
|--------------|-------------|-------------------|-------------------|--------|
| 30800        | ASIC Fees   | \$55.00           | \$55.00           | 0%     |
| <b>TOTAL</b> |             | <b>CY Balance</b> | <b>LY Balance</b> |        |
|              |             | \$55.00           | \$55.00           |        |

## Supporting Documents

- General Ledger [Report](#)
- ASIC.pdf [30800](#)

## Standard Checklist

- Attach all source documentation
- Ensure all Transactions have been entered

S A DAWKINS PENSION FUND

# General Ledger

As at 30 June 2022

| Transaction Date         | Description  | Units | Debit        | Credit | Balance \$      |
|--------------------------|--|-------|--------------|--------|-----------------|
| <b>ASIC Fees (30800)</b> |  |       |              |        |                 |
| ASIC Fees (30800)        |  |       |              |        |                 |
| 11/06/2022               | E-BANKING TRANSFER /0298151864<br>REFUND SEPTEMBER |       | 55.00        |        | 55.00 DR        |
|                          |  |       | <b>55.00</b> |        | <b>55.00 DR</b> |

**Total Debits: 55.00**

**Total Credits: 0.00**



# ASIC

Australian Securities and Investments Commission  
ABN 86 768 265 615

4/2/12

Inquiries  
[www.asic.gov.au/invoices](http://www.asic.gov.au/invoices)  
1300 300 630

Sa Dawkins Pension Company Pty Ltd  
ACN/ARBN 166 162 509  
C/- SuperHelp Australia Pty Ltd  
13 Tower Hill Street, Deloraine, TAS 7304

PAID 26/11/20  
REC 122697553

## Invoice Statement

Issue Date: 08/10/2020  
Account Number: 22 166162509

### Summary

Balance Outstanding \$0.00  
New Charges \$55.00

### Please Pay

Immediately \$0.00  
By 08/12/2020 \$55.00

**TOTAL DUE \$55.00**

*If you have already paid please ignore this invoice statement*

- Amounts not subject to GST (Treasurer's Determination – Exempt taxes fees and charges).
- Payment of your Annual Review Fee will maintain your registration as an Australian Company

- Late Fees will apply if you do NOT:
  - tell us about a change during the period that the Law allows
  - bring your company or scheme details up to date within 28 days of the date of issue of the annual company statement, or
  - pay your annual review within 2 months of the annual review date
- Information on late fee amounts can be found on the ASIC website

| Date       | Reference        | Description        | Amount |
|------------|------------------|--------------------|--------|
| 08/10/2020 | 3X5381785480P PA | 2020 Annual Review | 55.00  |

## Payment Slip

Sa Dawkins Pension Company Pty Ltd

ACN/ARBN 166 162 509  
Account Number: 22 166162509

Payment Options

Immediately \$0.00  
By 08/12/2020 \$55.00  
Total Due \$55.00



\*814 129 0002291661625098 93



22 166162509



Billpay Code: 8929  
Ref: 2291 6616 2509 893



Billers Code: 17301  
Reference: 2291661625098



In person at any Post Office, pay by cash, Cheque, EFTPOS, Mastercard or VISA



By phone 13 18 16 pay by Mastercard or VISA



Online [postbillpay.com.au](http://postbillpay.com.au) by Mastercard or VISA



Mail this payment slip and your cheque to  
ASIC, Locked Bag 5000, Gippsland Mail Centre VIC 3841.

Telephone & Internet Banking – BPAY  
Contact your bank, credit union or building society to make payment

# 31500 - Bank Charges

2022 Financial Year

**Preparer** Louisse Montiel

**Reviewer** Steven Lee

**Status** Completed

| Account Code | Description  | CY Balance        | LY Balance        | Change |
|--------------|--------------|-------------------|-------------------|--------|
| 31500        | Bank Charges |                   | \$18.25           | 100%   |
| <b>TOTAL</b> |              | <b>CY Balance</b> | <b>LY Balance</b> |        |
|              |              |                   | \$18.25           |        |

## Supporting Documents

- General Ledger [Report](#)

## Standard Checklist

- Attach all source documentation
- Ensure all Transactions have been entered

S A DAWKINS PENSION FUND

# General Ledger

As at 30 June 2022

| Transaction Date | Description | Units | Debit | Credit | Balance \$ |
|------------------|-------------|-------|-------|--------|------------|
|                  |             |       |       |        | 0.00 DR    |

Total Debits: 0.00

Total Credits: 0.00

# 41600 - Pensions Paid

2022 Financial Year

**Preparer** Lousse Montiel

**Reviewer** Steven Lee

**Status** Completed

| Account Code | Description   | CY Balance        | LY Balance        | Change |
|--------------|---|-------------------|-------------------|--------|
| DAWSAL00003P | (Pensions Paid) Dawkins, Sally - Pension (Combined Pension) | \$29,661.23       | \$17,830.83       | 66.35% |
| <b>TOTAL</b> |   | <b>CY Balance</b> | <b>LY Balance</b> |        |
|              |   | \$29,661.23       | \$17,830.83       |        |

## Supporting Documents

- Pension Summary Report [Report](#)
- Pension\_Calc.pdf

## Standard Checklist

- Attach copy of Pension Summary Report
- Ensure Member(s) have been advised of pension for coming year
- Ensure Minimum Pension has been paid for each account

S A DAWKINS PENSION FUND

# Pension Summary

As at 30 June 2022

**Member Name :** Dawkins, Sally

**Member Age :** 76\* (Date of Birth : Provided)

| Member Code      | Pension Type          | Pension Start Date | Tax Free | Min / PF | Minimum     | Maximum | Gross Pension Payments | PAYG   | Net Pension Payment | Amount to reach Minimum |
|------------------|-----------------------|--------------------|----------|----------|-------------|---------|------------------------|--------|---------------------|-------------------------|
| DAWSAL<br>00003P | Account Based Pension | 30/06/2010         | 85.68%   | 3.00%    | \$8,620.00* | N/A     | \$29,661.23            | \$0.00 | \$29,661.23         | NIL                     |

\*COVID-19 50% reduction has been applied to the minimum pension amount.

|  |  |  |  |  |                   |               |                    |               |                    |               |
|--|--|--|--|--|-------------------|---------------|--------------------|---------------|--------------------|---------------|
|  |  |  |  |  | <b>\$8,620.00</b> | <b>\$0.00</b> | <b>\$29,661.23</b> | <b>\$0.00</b> | <b>\$29,661.23</b> | <b>\$0.00</b> |
|--|--|--|--|--|-------------------|---------------|--------------------|---------------|--------------------|---------------|

**Total :**

|  |  |  |  |  |                   |               |                    |               |                    |               |
|--|--|--|--|--|-------------------|---------------|--------------------|---------------|--------------------|---------------|
|  |  |  |  |  | <b>\$8,620.00</b> | <b>\$0.00</b> | <b>\$29,661.23</b> | <b>\$0.00</b> | <b>\$29,661.23</b> | <b>\$0.00</b> |
|--|--|--|--|--|-------------------|---------------|--------------------|---------------|--------------------|---------------|

\*Age as at 01/07/2021 or pension start date for new pensions.



SuperHelp Australia Pty Ltd

ABN 60 061 126 663

P O Box 454

Burwood, NSW 1805

Phone: 1 300 736 453

Fax: (02) 8456 5904

Website: [www.superhelp.com.au](http://www.superhelp.com.au)

Date: 01 February 2023

Dear Sir/Madam,

**Re: Pension Requirements for Pension Member(s) for  
S A DAWKINS PENSION FUND**

Please find attached your pension requirement(s) for the 2022-2023 financial year.

Please ensure that the pension for the 2022-2023 income year fits within these Minimum and Maximum levels. Please note that any pensions that would have been commenced during the 2022-2023 income year are not included in the calculations.

Sincerely Yours,

Superhelp Australia Pty Ltd

S A DAWKINS PENSION FUND

# Yearly Projected Pension Calculation Report

As at 01 July 2022

| Member Name    | Member Code  | Pension Type          | Pension Start/<br>Conversion Date | Age (as at<br>01/07/2022) | Opening<br>Balance | Minimum<br>Amount * | Maximum<br>Amount | Tax Free % | Min Tax Free<br>Payments | Min Taxable<br>Payments |
|----------------|--------------|-----------------------|-----------------------------------|---------------------------|--------------------|---------------------|-------------------|------------|--------------------------|-------------------------|
| Dawkins, Sally | DAWSAL00003P | Account Based Pension | 30/06/2010                        | 77                        | 274,661.96         | 8,240.00            | N/A               | 85.68      | 7,060.03                 | 1,179.97                |
|                |              |                       |                                   |                           | <b>274,661.96</b>  | <b>8,240.00</b>     |                   |            | <b>7,060.03</b>          | <b>1,179.97</b>         |
|                |              |                       |                                   |                           | <b>274,661.96</b>  | <b>8,240.00</b>     |                   |            | <b>7,060.03</b>          | <b>1,179.97</b>         |

\* COVID-19 50% reduction has been applied to the minimum pension amount

# 48500 - Income Tax Expense

2022 Financial Year

---

**Preparer** Louise Montiel

**Reviewer** Steven Lee

**Status** Completed

| Account Code | Description        | CY Balance        | LY Balance        | Change  |
|--------------|--------------------|-------------------|-------------------|---------|
| 48500        | Income Tax Expense | (\$2,914.28)      | (\$1,451.08)      | 100.84% |
| <b>TOTAL</b> |                    | <b>CY Balance</b> | <b>LY Balance</b> |         |
|              |                    | (\$2,914.28)      | (\$1,451.08)      |         |

## Supporting Documents

No supporting documents



# 49000 - Profit/Loss Allocation Account

2022 Financial Year

**Preparer** Louise Montiel

**Reviewer** Steven Lee

**Status** Completed

| Account Code | Description                    | CY Balance        | LY Balance        | Change    |
|--------------|--------------------------------|-------------------|-------------------|-----------|
| 49000        | Profit/Loss Allocation Account | (\$12,525.01)     | \$13,418.25       | (193.34)% |
| <b>TOTAL</b> |                                | <b>CY Balance</b> | <b>LY Balance</b> |           |
|              |                                | (\$12,525.01)     | \$13,418.25       |           |

## Supporting Documents

No supporting documents

# 50000 - Members

2022 Financial Year

Preparer Louise Montiel

Reviewer Steven Lee

Status Completed

| Account Code | Description                                    | Opening Balance        | Contribution Income        | Earnings        | Member Payments        | Tax & Fees            | Closing Balance        | Change  |
|--------------|--|------------------------|----------------------------|-----------------|------------------------|-----------------------|------------------------|---------|
| DAWSAL00003P | Dawkins, Sally - Pension<br>(Combined Pension) | (\$287,186.97)         |                            | (\$17,136.22)   | \$29,661.23            |                       | (\$274,661.96)         | (4.36)% |
| <b>TOTAL</b> |  | <b>Opening Balance</b> | <b>Contribution Income</b> | <b>Earnings</b> | <b>Member Payments</b> | <b>Tax &amp; Fees</b> | <b>Closing Balance</b> |         |
|              |  | (\$287,186.97)         |                            | (\$17,136.22)   | \$29,661.23            |                       | (\$274,661.96)         |         |

## Supporting Documents

- Members Summary [Report](#)
- Members Statements [Report](#)

## Standard Checklist

- Attach copies of Members Statements

# S A DAWKINS PENSION FUND

## Members Statement

Sally Dawkins  
 13 Tower Hill Street  
 Deloraine, Tasmania, 7304, Australia

### Your Details

|                            |                  |                          |            |
|----------------------------|------------------|--------------------------|------------|
| Date of Birth :            | Provided         | Nominated Beneficiaries: | N/A        |
| Age:                       | 77               | Nomination Type:         | N/A        |
| Tax File Number:           | Provided         | Vested Benefits:         | 274,661.96 |
| Date Joined Fund:          | 30/09/2007       | Total Death Benefit:     | 274,661.96 |
| Service Period Start Date: | 12/01/2005       | Current Salary:          | 0.00       |
| Date Left Fund:            |                  | Previous Salary:         | 0.00       |
| Member Code:               | DAWSAL00003P     | Disability Benefit:      | 0.00       |
| Account Start Date:        | 30/06/2010       |                          |            |
| Account Phase:             | Retirement Phase |                          |            |
| Account Description:       | Combined Pension |                          |            |

### Your Balance

|                                |            |
|--------------------------------|------------|
| Total Benefits                 | 274,661.96 |
| <u>Preservation Components</u> |            |
| Preserved                      |            |
| Unrestricted Non Preserved     | 274,661.96 |
| Restricted Non Preserved       |            |
| <u>Tax Components</u>          |            |
| Tax Free (85.68%)              | 235,342.08 |
| Taxable                        | 39,319.88  |

### Your Detailed Account Summary

|  | This Year  | Last Year  |
|--|------------|------------|
| Opening balance at 01/07/2021                        | 287,186.97 | 273,768.72 |
| <u>Increases to Member account during the period</u> |            |            |
| Employer Contributions                               |            |            |
| Personal Contributions (Concessional)                |            |            |
| Personal Contributions (Non Concessional)            |            |            |
| Government Co-Contributions                          |            |            |
| Other Contributions                                  |            |            |
| Proceeds of Insurance Policies                       |            |            |
| Transfers In   |            |            |
| Net Earnings   | 17,136.22  | 31,249.08  |
| Internal Transfer In                                 |            |            |
| <u>Decreases to Member account during the period</u> |            |            |
| Pensions Paid  | 29,661.23  | 17,830.83  |
| Contributions Tax                                    |            |            |
| Income Tax   |            |            |
| No TFN Excess Contributions Tax                      |            |            |
| Excess Contributions Tax                             |            |            |
| Refund Excess Contributions                          |            |            |
| Division 293 Tax                                     |            |            |
| Insurance Policy Premiums Paid                       |            |            |
| Management Fees                                      |            |            |
| Member Expenses                                      |            |            |
| Benefits Paid/Transfers Out                          |            |            |
| Superannuation Surcharge Tax                         |            |            |
| Internal Transfer Out                                |            |            |
| Closing balance at 30/06/2022                        | 274,661.96 | 287,186.97 |

**S A DAWKINS PENSION FUND**  
**Members Statement**

---

**Trustee's Disclaimer**

This statement has been prepared by the Trustee for the member whose name appears at the top of this statement. Every effort has been made by the Trustee to ensure the accuracy and completeness of this Statement. The Trustee does not accept any liability for any error, omission or misprint. All amounts shown in relation to benefits do not take into account any amounts which may be withheld to satisfy the requirements imposed by the Income Tax Assessment Act 1936.

Signed by all the trustees of the fund

\_\_\_\_\_  
Sally Dawkins  
Director

\_\_\_\_\_  
John Dawkins  
Director

S A DAWKINS PENSION FUND  
**Members Summary**

As at 30 June 2022

| Opening Balances                                   | Increases     |              |                  |                    | Decreases        |                   |            |                                 |                    | Closing Balance |                   |
|--|---------------|--------------|------------------|--------------------|------------------|-------------------|------------|---------------------------------|--------------------|-----------------|-------------------|
|  | Contributions | Transfers In | Net Earnings     | Insurance Proceeds | Pensions Paid    | Contributions Tax | Taxes Paid | Benefits Paid/<br>Transfers Out | Insurance Premiums |                 | Member Expenses   |
| <b>Sally Dawkins (Age: 77)</b>                     |               |              |                  |                    |                  |                   |            |                                 |                    |                 |                   |
| DAWSAL00003P - Combined Pension - Tax Free: 85.68% |               |              |                  |                    |                  |                   |            |                                 |                    |                 |                   |
| 287,186.97   |               |              | 17,136.22        |                    | 29,661.23        |                   |            |                                 |                    |                 | 274,661.96        |
| <b>287,186.97</b>                                  |               |              | <b>17,136.22</b> |                    | <b>29,661.23</b> |                   |            |                                 |                    |                 | <b>274,661.96</b> |
| <b>287,186.97</b>                                  |               |              | <b>17,136.22</b> |                    | <b>29,661.23</b> |                   |            |                                 |                    |                 | <b>274,661.96</b> |

# 60400 - Bank Accounts

2022 Financial Year

Preparer Louise Montiel

Reviewer Steven Lee

Status Completed

| Account Code | Description                     | CY Balance        | LY Balance        | Change |
|--------------|---------------------------------|-------------------|-------------------|--------|
| ANZ390252018 | ANZ Cash Investment Acct ***018 |                   | \$50,701.11       | 100%   |
| BBL1426      | Bendigo Bank 185761426          | \$270,296.60      |                   | 100%   |
| <b>TOTAL</b> |                                 | <b>CY Balance</b> | <b>LY Balance</b> |        |
|              |                                 | \$270,296.60      | \$50,701.11       |        |

## Supporting Documents

- Bank Statement Report [Report](#)
- ANZ Cash 52018.pdf [ANZ390252018](#)
- ANZ Missing Statement.pdf [ANZ390252018](#)
- Bendigo bank 61426.pdf [BBL1426](#)
- Bendigo 1426\_1.pdf [BBL1426](#)

## Standard Checklist

- Attach Copies of Bank Statements
- Attach copy of Bank Statement Report
- Ensure all Balances match Statement Balances at June 30
- Ensure all Transactions have been entered

# S A DAWKINS PENSION FUND

## Bank Statement Report

For The Period 01 July 2021 to 30 June 2022

**Chart Code:** 60400 / ANZ390252018

**Account Name:** ANZ Cash Investment Acct \*\*\*018

**BSB and Account Number:** 012012 390252018

|                        |   |                     |   |                      |   |                        |                       |
|------------------------|---|---------------------|---|----------------------|---|------------------------|-----------------------|
| <b>Opening Balance</b> | - | <b>Total Debits</b> | + | <b>Total Credits</b> | = | <b>Closing Balance</b> | <b>Data Feed Used</b> |
| \$ 50,701.11           |   | \$ 1,372,784.67     |   | \$ 1,322,083.56      |   | \$ 0.00                |                       |

| Date       | Description   | Debit<br>\$ | Credit<br>\$ | Ledger Balance<br>\$ | Statement Balance<br>\$ | Variance<br>\$ |
|------------|---|-------------|--------------|----------------------|-------------------------|----------------|
| 01/07/2021 | Opening Balance   |             |              | 50,701.11            |                         |                |
| 08/07/2021 | SHARE TRADE WITHDRAWAL TO CMC MARKETS<br>STOC C15269069   | 43,919.92   |              | 6,781.19             |                         |                |
| 13/07/2021 | TRANSFER FROM CMC MARKETS STOC C15326129  |             | 46,890.62    | 53,671.81            |                         |                |
| 16/07/2021 | DIVIDEND FROM F100 DST 001261992026 [Amount<br>Receivable]  |             | 367.23       | 54,039.04            |                         |                |
| 16/07/2021 | DIVIDEND FROM QFN DST JUNE 001261871363<br>[Amount Receivable]  |             | 495.53       | 54,534.57            |                         |                |
| 16/07/2021 | DIVIDEND FROM UMAX DST JUNE 001262088515<br>[Amount Receivable]   |             | 553.44       | 55,088.01            |                         |                |
| 16/07/2021 | SHARE TRADE WITHDRAWAL TO CMC MARKETS<br>STOC C15359046   | 46,472.82   |              | 8,615.19             |                         |                |
| 23/07/2021 | DIVIDEND FROM MVB DST 001262457103 [Amount<br>Receivable]   |             | 301.80       | 8,916.99             |                         |                |
| 30/07/2021 | CREDIT INTEREST PAID  |             | 0.19         | 8,917.18             |                         |                |
| 05/08/2021 | Dividend From BOQPF QRT DST   |             | 32.83        | 8,950.01             |                         |                |
| 16/08/2021 | DIVIDEND FROM MVB DST   |             | 558.33       | 9,508.34             |                         |                |
| 17/08/2021 | DIVIDEND FROM MVB DST 001262770008  |             | 25,995.83    | 35,504.17            |                         |                |
| 26/08/2021 | TRANSFER FROM CMC MARKETS STOC C15885957  |             | 36,144.04    | 71,648.21            |                         |                |
| 26/08/2021 | TRANSFER FROM CMC MARKETS STOC C15885998<br>(Auto reprocessed due to distribution entered / deleted<br>on 30/06/2022) |             | 45,566.89    | 117,215.10           |                         |                |
| 26/08/2021 | TRANSFER FROM CMC MARKETS STOC C15886127  |             | 46,842.22    | 164,057.32           |                         |                |
| 26/08/2021 | TRANSFER FROM CMC MARKETS STOC C15886067  |             | 71,964.74    | 236,022.06           |                         |                |

**S A DAWKINS PENSION FUND**  
**Bank Statement Report**

For The Period 01 July 2021 to 30 June 2022

| Date       | Description  | Debit<br>\$ | Credit<br>\$ | Ledger Balance<br>\$ | Statement Balance<br>\$ | Variance<br>\$ |
|------------|--|-------------|--------------|----------------------|-------------------------|----------------|
| 26/08/2021 | TRANSFER FROM CMC MARKETS STOC C15886127   |             | 46,285.45    | 282,307.51           |                         |                |
| 31/08/2021 | CREDIT INTEREST PAID   |             | 2.00         | 282,309.51           |                         |                |
| 30/09/2021 | CREDIT INTEREST PAID   | 5.00        |              | 282,304.51           |                         |                |
| 30/09/2021 | CREDIT INTEREST PAID   |             | 11.61        | 282,316.12           |                         |                |
| 29/10/2021 | CREDIT INTEREST PAID   |             | 4.71         | 282,320.83           |                         |                |
| 12/11/2021 | TRANSFER FROM CMC MARKETS STOC [CMC Market Stocks]   | 13.00       |              | 282,307.83           |                         |                |
| 12/11/2021 | Dividend From BOQPF QRT DST  |             | 32.63        | 282,340.46           |                         |                |
| 12/11/2021 | TRANSFER FROM CMC MARKETS STOC [CMC Market Stocks]   |             | 13.00        | 282,353.46           |                         |                |
| 15/11/2021 | DIVIDEND FROM BOQPF QRT DST 001268703830   |             | 103.62       | 282,457.08           |                         |                |
| 30/11/2021 | CREDIT INTEREST PAID   |             | 2.48         | 282,459.56           |                         |                |
| 01/12/2021 | SHARE TRADE WITHDRAWAL TO CMC MARKETS STOC CI7174209   | 49,993.65   |              | 232,465.91           |                         |                |
| 01/12/2021 | SHARE TRADE WITHDRAWAL TO CMC MARKETS STOC CI7173657   | 49,994.13   |              | 182,471.78           |                         |                |
| 06/12/2021 | TRANSFER FROM CMC MARKETS STOC C17223487   | 51,552.65   |              | 130,919.13           |                         |                |
| 06/12/2021 | TRANSFER FROM CMC MARKETS STOC   |             | 51,379.80    | 182,298.93           |                         |                |
| 08/12/2021 | SHARE TRADE WITHDRAWAL TO CMC MARKETS STOC CIZ268425   | 49,984.49   |              | 132,314.44           |                         |                |
| 08/12/2021 | SHARE TRADE WITHDRAWAL TO CMC MARKETS STOC   | 49,941.11   |              | 82,373.33            |                         |                |
| 08/12/2021 | SHARE TRADE WITHDRAWAL TO CMC MARKETS STOC   | 49,950.95   |              | 32,422.38            |                         |                |
| 13/12/2021 | TRANSFER FROM CMC MARKETS STOC C17304012   |             | 50,649.41    | 83,071.79            |                         |                |
| 13/12/2021 | TRANSFER FROM CMC MARKETS STOC C17304070 [SKT Sell] [FMG Sell] [BEN Sell] [IHWL Sell] [TRANSFER FROM CMC MARKETS STOC C17303990] [TRANSFER FROM CMC MARKETS STOC C17303875] [TRANSFER FROM CMC MARKETS STOC C17303948] |             | 51,357.39    | 134,429.18           |                         |                |



**S A DAWKINS PENSION FUND**  
**Bank Statement Report**

For The Period 01 July 2021 to 30 June 2022

| Date       | Description   | Debit<br>\$ | Credit<br>\$ | Ledger Balance<br>\$ | Statement Balance<br>\$ | Variance<br>\$ |
|------------|---|-------------|--------------|----------------------|-------------------------|----------------|
| 13/12/2021 | TRANSFER FROM CMC MARKETS STOC C17304070<br>[SKT Sell] [FMG Sell] [BEN Sell] [IHWL Sell]<br>[TRANSFER FROM CMC MARKETS STOC<br>C17303990] [TRANSFER FROM CMC MARKETS<br>STOC C17303875] [TRANSFER FROM CMC<br>MARKETS STOC C17303948] |             | 51,370.28    | 185,799.46           |                         |                |
| 13/12/2021 | TRANSFER FROM CMC MARKETS STOC C17304070<br>[SKT Sell] [FMG Sell] [BEN Sell] [IHWL Sell]<br>[TRANSFER FROM CMC MARKETS STOC<br>C17303990] [TRANSFER FROM CMC MARKETS<br>STOC C17303875] [TRANSFER FROM CMC<br>MARKETS STOC C17303948] |             | 51,544.19    | 237,343.65           |                         |                |
| 13/12/2021 | TRANSFER FROM CMC MARKETS STOC C17304070<br>[SKT Sell] [FMG Sell] [BEN Sell] [IHWL Sell]<br>[TRANSFER FROM CMC MARKETS STOC<br>C17303990] [TRANSFER FROM CMC MARKETS<br>STOC C17303875] [TRANSFER FROM CMC<br>MARKETS STOC C17303948] |             | 67,850.77    | 305,194.42           |                         |                |
| 31/12/2021 | CREDIT INTEREST PAID  |             | 1.58         | 305,196.00           |                         |                |
| 24/01/2022 | SPY Buy   | 99,298.47   |              | 205,897.53           |                         |                |
| 25/01/2022 | CAM Buy   | 99,999.56   |              | 105,897.97           |                         |                |
| 25/01/2022 | BBUS Buy  | 79,755.04   |              | 26,142.93            |                         |                |
| 31/01/2022 | CREDIT INTEREST PAID  |             | 2.26         | 26,145.19            |                         |                |
| 03/02/2022 | TRANSFER FROM CMC MARKETS STOC C17877872<br>[SPY Sell]  |             | 102,434.81   | 128,580.00           |                         |                |
| 07/02/2022 | SHARE TRADE WITHDRAWAL TO CMC MARKETS.<br>STOC C17921685  | 99,629.14   |              | 28,950.86            |                         |                |
| 08/02/2022 | TRANSFER FROM CMC MARKETS STOC CI7930401  |             | 72,763.18    | 101,714.04           |                         |                |
| 10/02/2022 | TRANSFER FROM CMC MARKETS STOC  |             | 97,512.08    | 199,226.12           |                         |                |
| 14/02/2022 | SHARE TRADE WITHDRAWAL TO CMC MARKETS<br>STOC CI8002140   | 99,053.95   |              | 100,172.17           |                         |                |
| 14/02/2022 | SHARE TRADE WITHDRAWAL TO CMC MARKETS<br>STOC   | 99,932.25   |              | 239.92               |                         |                |
| 15/02/2022 | DIVIDEND FROM. BOQPF QRT DST 001271170309   |             | 33.25        | 273.17               |                         |                |
| 22/02/2022 | TRANSFER  |             | 56,471.34    | 56,744.51            |                         |                |

**S A DAWKINS PENSION FUND**  
**Bank Statement Report**

For The Period 01 July 2021 to 30 June 2022

| <b>Date</b> | <b>Description</b>  | <b>Debit<br/>\$</b> | <b>Credit<br/>\$</b> | <b>Ledger Balance<br/>\$</b> | <b>Statement Balance<br/>\$</b> | <b>Variance<br/>\$</b> |
|-------------|---|---------------------|----------------------|------------------------------|---------------------------------|------------------------|
| 09/03/2022  | DIVIDEND FROM FMG DIMIDEND 001273184249   |                     | 3,815.82             | 60,560.33                    |                                 |                        |
| 11/03/2022  | Dividend from BLD Payment   |                     | 40,979.00            | 101,539.33                   |                                 |                        |
| 19/04/2022  | TRANSFER FROM CMC MARKETS STOC CI8767569  |                     | 94,780.87            | 196,320.20                   |                                 |                        |
| 19/04/2022  | TRANSFER FROM CMC MARKETS STOC CI8767670<br>(Auto reprocessed due to distribution entered / deleted<br>on 30/06/2022) |                     | 104,448.81           | 300,769.01                   |                                 |                        |
| 20/04/2022  | DIVIDEND FROM VHY PAYMENT APR22/00823178<br>[System Matched Income Data]  |                     | 1,234.76             | 302,003.77                   |                                 |                        |
| 21/04/2022  | SHARE TRADE WITHDRAWAL TO CMC MARKETS<br>STOC C18302332   | 50,934.29           |                      | 251,069.48                   |                                 |                        |
| 21/04/2022  | SHARE TRADE WITHDRAWAL TO CMIC MARKETS<br>STOC C18802308  | 51,002.65           |                      | 200,066.83                   |                                 |                        |
| 26/04/2022  | TRANSFER FROM CMC MARKETS STOC C18837945  |                     | 50,365.32            | 250,432.15                   |                                 |                        |
| 26/04/2022  | TRANSFER FROM CMC MARKETS STOC CIS837970<br>(Auto reprocessed due to distribution entered / deleted<br>on 30/06/2022) |                     | 50,779.38            | 301,211.53                   |                                 |                        |
| 29/04/2022  | CREDIT INTEREST PAID  |                     | 0.41                 | 301,211.94                   |                                 |                        |
| 16/05/2022  | DIVIDEND FROM BOQPF QRT DST 001276889030  |                     | 32.82                | 301,244.76                   |                                 |                        |
| 26/05/2022  | DIVIDEND FROM BOQ ITM DIV 001277113051  |                     | 103.62               | 301,348.38                   |                                 |                        |
| 31/05/2022  | CREDIT INTEREST PAID  |                     | 2.64                 | 301,351.02                   |                                 |                        |
| 07/06/2022  | CREDIT INTEREST PAID  |                     | 0.58                 | 301,351.60                   |                                 |                        |
| 08/06/2022  | DIRECT CREDIT 21406344 CMC MARKETS STOC<br>0140034011 [Closing Account Balance]                                       | 301,351.60          |                      | 0.00                         |                                 |                        |
| 30/06/2022  | CLOSING BALANCE   |                     |                      | 0.00                         |                                 |                        |
|             |   | <u>1,372,784.67</u> | <u>1,322,083.56</u>  |                              |                                 |                        |

# S A DAWKINS PENSION FUND

## Bank Statement Report

For The Period 01 July 2021 to 30 June 2022

**Chart Code:** 60400 / BBL1426  
**Account Name:** Bendigo Bank 185761426  
**BSB and Account Number:** 633000 185761426

**Opening Balance** - **Total Debits** + **Total Credits** = **Closing Balance**  
 \$ 31,055.00 \$ 301,351.60 \$ 270,296.60

**Data Feed Used**

None - Manually Input or Import

| Date       | Description   | Debit<br>\$ | Credit<br>\$ | Ledger Balance<br>\$ | Statement Balance<br>\$ | Variance<br>\$ |
|------------|---|-------------|--------------|----------------------|-------------------------|----------------|
| 08/06/2022 | DIRECT CREDIT 21406344 CMC MARKETS STOC<br>0140034011 [Closing Account Balance] |             | 301,351.60   | 301,351.60           |                         |                |
| 11/06/2022 | E-BANKING TRANSFER /0298151864 REFUND<br>SEPTEMBER                              | 55.00       |              | 301,296.60           |                         |                |
| 11/06/2022 | DECEMBER PAYMENT  | 6,000.00    |              | 295,296.60           |                         |                |
| 13/06/2022 | MARCH PYMENT  | 6,000.00    |              | 289,296.60           |                         |                |
| 14/06/2022 | PAY ANYONE/ BBL JUNE 2021 SMSF  | 6,000.00    |              | 283,296.60           |                         |                |
| 15/06/2022 | PAY ANYONE / BBL127182319JUNE 2021 SMSF PAY<br>0177881795BENDIGO BA             | 6,000.00    |              | 277,296.60           |                         |                |
| 16/06/2022 | E-BANKING TRANSFER I 0298864496 Superhelp<br>Payment/ , 0018084079KE01          | 1,000.00    |              | 276,296.60           |                         |                |
| 16/06/2022 | E-BANKING TRANSFER /0298151864 REFUND<br>SEPTEMBER 0018084079KE01               | 6,000.00    |              | 270,296.60           |                         |                |
| 30/06/2022 | CLOSING BALANCE   |             |              | 270,296.60           |                         |                |
|            |   | 31,055.00   | 301,351.60   |                      |                         |                |

# ANZ CASH INVESTMENT ACCT STATEMENT

Account Number 3902-52018

## Transaction Details

Please retain this statement for taxation purposes

| Date          | Transaction Details  | Withdrawals (\$)    | Deposits (\$)       | Balance (\$)     |
|---------------|--|---------------------|---------------------|------------------|
| <b>2021</b>   |  |                     |                     |                  |
| <b>05 FEB</b> | <b>OPENING BALANCE</b>   |                     |                     | <b>40,059.35</b> |
| 09 FEB        | <b>TRANSFER</b><br>FROM BENDIGO BANK TFR. FUNDS <i>FROM PERSONAL A/C</i> |                     | 20,000.00           | 60,059.35        |
| 09 FEB        | <b>SHARE TRADE WITHDRAWAL</b><br>TO CMC MARKETS STOC C13392564           | 19,961.48           |                     | 40,097.87        |
| 11 FEB        | <b>SHARE TRADE WITHDRAWAL</b><br>TO CMC MARKETS STOC C13427664           | 20,078.47           |                     | 20,019.40        |
| 15 FEB        | <b>SHARE TRADE WITHDRAWAL</b><br>TO CMC MARKETS STOC C13472989           | 19,996.57           |                     | 22.83            |
| 23 FEB        | <b>DIVIDEND</b><br>FROM BOQ PAYMENT 001256484747                         |                     | 56.52               | 79.35            |
| 26 FEB        | <b>CREDIT INTEREST PAID</b>  |                     | 0.16                | 79.51            |
| 16 MAR        | <b>TRANSFER</b><br>FROM BENDIGO BANK TFR. <i>PERSONAL A/C</i>            |                     | 9,108.26            | 9,187.77         |
| 29 MAR        | <b>SHARE TRADE WITHDRAWAL</b><br>TO CMC MARKETS STOC 15462960            | 6,000.00            |                     | 3,187.77         |
| 30 MAR        | <b>DIVIDEND</b><br>FROM CBA ITM DIV 001256392148                         |                     | 720.00              | 3,907.77         |
| 31 MAR        | <b>CREDIT INTEREST PAID</b>  |                     | 0.03                | 3,907.80         |
| 14 APR        | <b>SHARE TRADE WITHDRAWAL</b><br>TO CMC MARKETS STOC C14268362           | 3,903.37            |                     | 4.43             |
| 19 APR        | <b>TRANSFER</b><br>FROM CMC MARKETS STOC C14316286                       |                     | 24,471.45           | 24,475.88        |
| 20 APR        | <b>DIVIDEND</b><br>FROM MVB DST 001259925843                             |                     | 150.90              | 24,626.78        |
| 20 APR        | <b>DIVIDEND</b><br>FROM UMAX DST 001259840926                            |                     | 615.82              | 25,242.60        |
| 22 APR        | <b>SHARE TRADE WITHDRAWAL</b><br>TO CMC MARKETS STOC C14369726           | 24,366.16           |                     | 876.44           |
| 30 APR        | <b>CREDIT INTEREST PAID</b>  |                     | 0.04                | 876.48           |
| 17 MAY        | <b>DIVIDEND</b><br>FROM BOQPF QRT DST 001260096205                       |                     | 32.58               | 909.06           |
| 26 MAY        | <b>DIVIDEND</b><br>FROM BOQ ITM DIV 001260300491                         |                     | 80.07               | 989.13           |
| 31 MAY        | <b>CREDIT INTEREST PAID</b>  |                     | 0.01                | 989.14           |
| 07 JUN        | <b>DIVIDEND</b><br>FROM WAM CAPITAL S00121687186                         |                     | 1,678.34            | 2,667.48         |
| 16 JUN        | <b>TRANSFER</b><br>FROM CMC MARKETS STOC C14996359                       |                     | 48,023.43           | 50,690.91        |
| 18 JUN        | <b>SHARE TRADE WITHDRAWAL</b><br>TO CMC MARKETS STOC 16497892            | 6,000.00            |                     | 44,690.91        |
| 22 JUN        | <b>TRANSFER</b><br>FROM CMC MARKETS STOC 16539635                        |                     | 6,000.00            | 50,690.91        |
| 30 JUN        | <b>TRANSFER</b><br>FROM JIL & S A DAWK TFR. <i>PERSONAL A/C</i>          |                     | 10.00               | 50,700.91        |
| 30 JUN        | <b>CREDIT INTEREST PAID</b>  |                     | 0.20                | 50,701.11        |
|               | <b>TOTALS AT END OF PAGE</b>   | <b>\$100,306.05</b> | <b>\$110,947.81</b> |                  |



# ANZ CASH INVESTMENT ACCT STATEMENT

STATEMENT NUMBER 14

05 FEBRUARY 2021 TO 05 AUGUST 2021

\*\*\* ADDRESS NOT FOUND \*\*\*

## WELCOME TO YOUR ANZ ACCOUNT AT A GLANCE

### Account Details

SHARE INVESTING LIMITED  
SALLY ANN DAWKINS S/F

### Branch Number (BSB)

012-012

### Account Number

3902-52018

Opening Balance:

\$ **40,059.35**

Total Deposits:

\$ **159,556.62**

Total Withdrawals:

\$ **190,698.79**

Closing Balance:

\$ **8,917.18**

NEED TO GET IN TOUCH?



# ANZ CASH INVESTMENT ACCT STATEMENT

Account Number 3902-52018

2021

| Date                           | Transaction Details                                     | Withdrawals (\$)    | Deposits (\$)       | Balance (\$)      |
|--------------------------------|---|---------------------|---------------------|-------------------|
| 08 JUL                         | SHARE TRADE WITHDRAWAL<br>TO CMC MARKETS STOC C15269069 | 43,919.92           |                     | 6,781.19          |
| 13 JUL                         | TRANSFER<br>FROM CMC MARKETS STOC C15326129             |                     | 46,890.62           | 53,671.81         |
| 16 JUL                         | DIVIDEND<br>FROM F100 DST 001261992026                  |                     | 367.23              | 54,039.04         |
| 16 JUL                         | DIVIDEND<br>FROM QFN DST JUNE 001261871363              |                     | 495.53              | 54,534.57         |
| 16 JUL                         | DIVIDEND<br>FROM UMAX DST JUNE 001262088515             |                     | 553.44              | 55,088.01         |
| 16 JUL                         | SHARE TRADE WITHDRAWAL<br>TO CMC MARKETS STOC C15359046 | 46,472.82           |                     | 8,615.19          |
| 23 JUL                         | DIVIDEND<br>FROM MVB DST 001262457103                   |                     | 301.80              | 8,916.99          |
| 30 JUL                         | CREDIT INTEREST PAID                                    |                     | 0.19                | 8,917.18          |
| <b>TOTALS AT END OF PAGE</b>   |   | <b>\$90,392.74</b>  | <b>\$48,608.81</b>  |                   |
| <b>TOTALS AT END OF PERIOD</b> |   | <b>\$190,698.79</b> | <b>\$159,556.62</b> | <b>\$8,917.18</b> |

## This Statement Includes

|                             |        |
|-----------------------------|--------|
| Interest earned on deposits | \$0.63 |
|-----------------------------|--------|

## Yearly Summary

Previous Year to 30/06/2021 (\$)

|                             |       |
|-----------------------------|-------|
| Interest earned on deposits | 21.31 |
| Withholding taxes           | 4.00  |

## Fee Summary

Fees Charged for period: 30 JAN 2021 to 26 FEB 2021

| Summary of ANZ Transaction Fees       | Transactions |      |            | Fee Per Transaction (\$) | Amount Waived (\$) | Total Charge (\$) |
|---------------------------------------|--------------|------|------------|--------------------------|--------------------|-------------------|
|                                       | Total        | Free | Additional |                          |                    |                   |
| <b>Transaction Fees</b>               |              |      |            |                          |                    |                   |
| EFTPOS/PHONE BANKING WDL              | 8.00         | 5.00 | 3.00       | 0.50                     | 1.50               | 0.00              |
| <b>Total Transaction Fees Charged</b> |              |      |            |                          | <b>\$1.50</b>      | <b>\$0.00</b>     |

Please note: Overseas transaction fees, overseas ATM fees and non ANZ ATM operator fees not included

3.12

# ANZ CASH INVESTMENT ACCT STATEMENT

Account Number 3902-52018

## Transaction Details

Please retain this statement for taxation purposes

| Date                  | Transaction Details                                     | Withdrawals (\$) | Deposits (\$) | Balance (\$) |
|-----------------------|---|------------------|---------------|--------------|
| 2021                  |   |                  |               |              |
| 05 AUG                | OPENING BALANCE   |                  |               | 8,917.18     |
| 16 AUG                | DIVIDEND<br>FROM BOQPF QRT DST 001262647509             |                  | 32.83         | 8,950.01     |
| 17 AUG                | DIVIDEND<br>FROM MVB DST 001262770008                   |                  | 558.33        | 9,508.34     |
| 26 AUG                | TRANSFER<br>FROM CMC MARKETS STOC C15885957             |                  | 25,995.83     | 35,504.17    |
| 26 AUG                | TRANSFER<br>FROM CMC MARKETS STOC C15885998             |                  | 36,144.04     | 71,648.21    |
| 26 AUG                | TRANSFER<br>FROM CMC MARKETS STOC C15886026             |                  | 45,566.89     | 117,215.10   |
| 26 AUG                | TRANSFER<br>FROM CMC MARKETS STOC C15886127             |                  | 46,285.45     | 163,500.55   |
| 26 AUG                | TRANSFER<br>FROM CMC MARKETS STOC C15886102             |                  | 46,842.22     | 210,342.77   |
| 26 AUG                | TRANSFER<br>FROM CMC MARKETS STOC C15886057             |                  | 71,964.74     | 282,307.51   |
| 31 AUG                | CREDIT INTEREST PAID                                    |                  | 2.00          | 282,309.51   |
| 30 SEP                | CREDIT INTEREST PAID                                    |                  | 11.61         | 282,321.12   |
| 30 SEP                | RESIDENT WITHHOLD TAX ON INTEREST PAID                  | 5.00             |               | 282,316.12   |
| 29 OCT                | CREDIT INTEREST PAID                                    |                  | 4.71          | 282,320.83   |
| 09 NOV                | SHARE TRADE WITHDRAWAL<br>TO CMC MARKETS STOC 18610467  | 13.00            |               | 282,307.83   |
| 12 NOV                | TRANSFER<br>FROM CMC MARKETS STOC 18668692              |                  | 13.00         | 282,320.83   |
| 15 NOV                | DIVIDEND<br>FROM BOQPF QRT DST 001268703830             |                  | 32.63         | 282,353.46   |
| 18 NOV                | DIVIDEND<br>FROM BOQ FNL DIV 001268783274               |                  | 103.62        | 282,457.08   |
| 30 NOV                | CREDIT INTEREST PAID                                    |                  | 2.48          | 282,459.56   |
| 01 DEC                | SHARE TRADE WITHDRAWAL<br>TO CMC MARKETS STOC C17174209 | 49,993.65        |               | 232,465.91   |
| 01 DEC                | SHARE TRADE WITHDRAWAL<br>TO CMC MARKETS STOC C17173657 | 49,994.13        |               | 182,471.78   |
| 06 DEC                | TRANSFER<br>FROM CMC MARKETS STOC C17223487             |                  | 51,379.80     | 233,851.58   |
| 06 DEC                | SHARE TRADE WITHDRAWAL<br>TO CMC MARKETS STOC C17223212 | 51,552.65        |               | 182,298.93   |
| 08 DEC                | SHARE TRADE WITHDRAWAL<br>TO CMC MARKETS STOC C17268180 | 49,941.11        |               | 132,357.82   |
| 08 DEC                | SHARE TRADE WITHDRAWAL<br>TO CMC MARKETS STOC C17268326 | 49,950.95        |               | 82,406.87    |
| 08 DEC                | SHARE TRADE WITHDRAWAL<br>TO CMC MARKETS STOC C17268425 | 49,984.49        |               | 32,422.38    |
| 13 DEC                | TRANSFER<br>FROM CMC MARKETS STOC C17304012             |                  | 50,649.41     | 83,071.79    |
| TOTALS AT END OF PAGE |   | \$301,434.98     | \$375,589.59  |              |

22/6

# ANZ CASH INVESTMENT ACCT STATEMENT

Account Number 3902-52018

## Transaction Details

Please retain this statement for taxation purposes

| Date   | Transaction Details                                     | Withdrawals (\$) | Deposits (\$) | Balance (\$) |
|--------|---|------------------|---------------|--------------|
| 2022   |   |                  |               |              |
| 04 FEB | OPENING BALANCE   |                  |               | 128,580.00   |
| 07 FEB | SHARE TRADE WITHDRAWAL<br>TO CMC MARKETS STOC C17921685 | 99,629.14        |               | 28,950.86    |
| 08 FEB | TRANSFER<br>FROM CMC MARKETS STOC C17930401             |                  | 72,763.18     | 101,714.04   |
| 10 FEB | TRANSFER<br>FROM CMC MARKETS STOC C17958880             |                  | 97,512.08     | 199,226.12   |
| 14 FEB | SHARE TRADE WITHDRAWAL<br>TO CMC MARKETS STOC C18002140 | 99,053.95        |               | 100,172.17   |
| 14 FEB | SHARE TRADE WITHDRAWAL<br>TO CMC MARKETS STOC C18001886 | 99,932.25        |               | 239.92       |
| 15 FEB | DIVIDEND<br>FROM BOQPF QRT DST 001271170309             |                  | 33.25         | 273.17       |
| 22 FEB | TRANSFER<br>FROM CMC MARKETS STOC C18091146             |                  | 56,471.34     | 56,744.51    |
| 11 MAR | DIVIDEND<br>FROM BLD PAYMENT 001275728572               |                  | 40,979.00     | 97,723.51    |
| 30 MAR | DIVIDEND<br>FROM FMG DIVIDEND 001273184249              |                  | 3,815.82      | 101,539.33   |
| 19 APR | TRANSFER<br>FROM CMC MARKETS STOC C18767569             |                  | 94,780.87     | 196,320.20   |
| 19 APR | TRANSFER<br>FROM CMC MARKETS STOC C18767610             |                  | 104,448.81    | 300,769.01   |
| 20 APR | DIVIDEND<br>FROM WHY PAYMENT APR22/00823178             |                  | 1,234.76      | 302,003.77   |
| 21 APR | SHARE TRADE WITHDRAWAL<br>TO CMC MARKETS STOC C18802332 | 50,934.29        |               | 251,069.48   |
| 21 APR | SHARE TRADE WITHDRAWAL<br>TO CMC MARKETS STOC C18802308 | 51,002.65        |               | 200,066.83   |
| 26 APR | TRANSFER<br>FROM CMC MARKETS STOC C18837946             |                  | 50,365.32     | 250,432.15   |
| 26 APR | TRANSFER<br>FROM CMC MARKETS STOC C18837970             |                  | 50,779.38     | 301,211.53   |
| 29 APR | CREDIT INTEREST PAID                                    |                  | 0.41          | 301,211.94   |
| 16 MAY | DIVIDEND<br>FROM BOQPF QRT DST 001276889030             |                  | 32.82         | 301,244.76   |
| 26 MAY | DIVIDEND<br>FROM BOQ ITM DIV 001277113051               |                  | 103.62        | 301,348.38   |
| 31 MAY | CREDIT INTEREST PAID                                    |                  | 2.64          | 301,351.02   |
| 07 JUN | CREDIT INTEREST PAID                                    |                  | 0.58          | 301,351.60   |
| 07 JUN | CLOSING ACCOUNT BALANCE                                 | 301,351.60       |               |              |
|        | TOTALS AT END OF PAGE                                   | \$701,903.88     | \$573,323.88  |              |
|        | TOTALS AT END OF PERIOD                                 | \$701,903.88     | \$573,323.88  | \$0.00       |



# ANZ CASH INVESTMENT ACCT STATEMENT

Account Number 3902-52018

| Date                           | Transaction Details  | Withdrawals (\$)    | Deposits (\$)       | Balance (\$)        |
|--------------------------------|--|---------------------|---------------------|---------------------|
| 13 DEC                         | <b>TRANSFER</b><br>FROM CMC MARKETS STOC C17303990             |                     | 51,357.39           | 134,429.18          |
| 13 DEC                         | <b>TRANSFER</b><br>FROM CMC MARKETS STOC C17303875             |                     | 51,370.28           | 185,799.46          |
| 13 DEC                         | <b>TRANSFER</b><br>FROM CMC MARKETS STOC C17303948             |                     | 51,544.19           | 237,343.65          |
| 13 DEC                         | <b>TRANSFER</b><br>FROM CMC MARKETS STOC C17304070             |                     | 67,850.77           | 305,194.42          |
| 31 DEC                         | <b>CREDIT INTEREST PAID</b>                                    |                     | 1.58                | 305,196.00          |
| <b>2022</b>                    |  |                     |                     |                     |
| 27 JAN                         | <b>SHARE TRADE WITHDRAWAL</b><br>TO CMC MARKETS STOC C17758326 | 99,298.47           |                     | 205,897.53          |
| 28 JAN                         | <b>SHARE TRADE WITHDRAWAL</b><br>TO CMC MARKETS STOC C17805228 | 79,755.04           |                     | 126,142.49          |
| 28 JAN                         | <b>SHARE TRADE WITHDRAWAL</b><br>TO CMC MARKETS STOC C17785106 | 99,999.56           |                     | 26,142.93           |
| 31 JAN                         | <b>CREDIT INTEREST PAID</b>                                    |                     | 2.26                | 26,145.19           |
| 03 FEB                         | <b>TRANSFER</b><br>FROM CMC MARKETS STOC C17877872             |                     | 102,434.81          | 128,580.00          |
| <b>TOTALS AT END OF PAGE</b>   |  | <b>\$279,053.07</b> | <b>\$324,561.28</b> |                     |
| <b>TOTALS AT END OF PERIOD</b> |  | <b>\$580,488.05</b> | <b>\$700,150.87</b> | <b>\$128,580.00</b> |

## This Statement Includes

|                             |         |
|-----------------------------|---------|
| Interest earned on deposits | \$24.64 |
| Withholding tax             | \$5.00  |

## IMPORTANT INFORMATION

### PLEASE CHECK THE ENTRIES AND CALL 13 13 14 REGARDING ANY ERRORS ON THIS STATEMENT.

All entries generated are subject to authorisation and verification and if necessary, adjustments will appear on a later statement.

If you have a complaint or unresolved issue with ANZ's product or service please call our National Feedback Line **1800 805 154** and advise us. Further information in relation to ANZ's dispute resolution process and this product (including details of benefits or fees and charges) is available on request and you can access this information by reviewing the Terms and Conditions, and Fees and Charges brochures which can be found at [www.anz.com](http://www.anz.com) or by calling **13 13 14**.

22/6

# ANZ CASH INVESTMENT ACCT STATEMENT

Account Number 3902-52018

## Transaction Details

Please retain this statement for taxation purposes

| Date          | Transaction Details                                     | Withdrawals (\$)    | Deposits (\$)       | Balance (\$)      |
|---------------|---|---------------------|---------------------|-------------------|
| <b>2022</b>   |   |                     |                     |                   |
| <b>04 FEB</b> | <b>OPENING BALANCE</b>                                  |                     |                     | <b>128,580.00</b> |
| 07 FEB        | SHARE TRADE WITHDRAWAL<br>TO CMC MARKETS STOC C17921685 | 99,629.14           |                     | 28,950.86         |
| 08 FEB        | TRANSFER<br>FROM CMC MARKETS STOC C17930401             |                     | 72,763.18           | 101,714.04        |
| 10 FEB        | TRANSFER<br>FROM CMC MARKETS STOC C17958380             |                     | 97,512.08           | 199,226.12        |
| 14 FEB        | SHARE TRADE WITHDRAWAL<br>TO CMC MARKETS STOC C18002140 | 99,053.95           |                     | 100,172.17        |
| 14 FEB        | SHARE TRADE WITHDRAWAL<br>TO CMC MARKETS STOC C18001886 | 99,932.25           |                     | 239.92            |
| 15 FEB        | DIVIDEND<br>FROM BOQPF QRT DST 001271170309             |                     | 33.25               | 273.17            |
| 22 FEB        | TRANSFER<br>FROM CMC MARKETS STOC C18091146             |                     | 56,471.34           | 56,744.51         |
| 11 MAR        | DIVIDEND<br>FROM BLD PAYMENT 001275728572               |                     | 40,979.00           | 97,723.51         |
| 30 MAR        | DIVIDEND<br>FROM FMG DIVIDEND 001273184249              |                     | 3,815.82            | 101,539.33        |
| 19 APR        | TRANSFER<br>FROM CMC MARKETS STOC C18767569             |                     | 94,780.87           | 196,320.20        |
| 19 APR        | TRANSFER<br>FROM CMC MARKETS STOC C18767610             |                     | 104,448.81          | 300,769.01        |
| 20 APR        | DIVIDEND<br>FROM VHY PAYMENT APR22/00823178             |                     | 1,234.76            | 302,003.77        |
| 21 APR        | SHARE TRADE WITHDRAWAL<br>TO CMC MARKETS STOC C18802332 | 50,934.29           |                     | 251,069.48        |
| 21 APR        | SHARE TRADE WITHDRAWAL<br>TO CMC MARKETS STOC C18802308 | 51,002.65           |                     | 200,066.83        |
| 26 APR        | TRANSFER<br>FROM CMC MARKETS STOC C18837946             |                     | 50,365.32           | 250,432.15        |
| 26 APR        | TRANSFER<br>FROM CMC MARKETS STOC C18837970             |                     | 50,779.38           | 301,211.53        |
| 29 APR        | CREDIT INTEREST PAID                                    |                     | 0.41                | 301,211.94        |
| 16 MAY        | DIVIDEND<br>FROM BOQPF QRT DST 001276889030             |                     | 32.82               | 301,244.76        |
| 26 MAY        | DIVIDEND<br>FROM BOQ ITM DIV 001277113051               |                     | 103.62              | 301,348.38        |
| 31 MAY        | CREDIT INTEREST PAID                                    |                     | 2.64                | 301,351.02        |
| 07 JUN        | CREDIT INTEREST PAID                                    |                     | 0.58                | 301,351.60        |
| 07 JUN        | CLOSING ACCOUNT BALANCE                                 | 301,351.60          |                     |                   |
|               | <b>TOTALS AT END OF PAGE</b>                            | <b>\$701,903.88</b> | <b>\$573,323.88</b> |                   |
|               | <b>TOTALS AT END OF PERIOD</b>                          | <b>\$701,903.88</b> | <b>\$573,323.88</b> | <b>\$0.00</b>     |

009771



SA DAWKINS PENSION COMPANY PTY LTD  
13 TOWER HILL ST  
DELORAINES TAS 7304

**Your details at a glance**

|                       |                                    |
|-----------------------|------------------------------------|
| <b>BSB number</b>     | <b>633-000</b>                     |
| <b>Account number</b> | <b>185761426</b>                   |
| Customer number       | 44986701/V501                      |
| Account title         | SA DAWKINS PENSION COMPANY PTY LTD |

**Account summary**

|                                      |                         |
|--------------------------------------|-------------------------|
| Statement period                     | 8 Jun 2022 - 8 Jun 2022 |
| Statement number                     | 1                       |
| Opening balance on 8 Jun 2022        | \$0.00                  |
| Deposits & credits                   | \$301,351.60            |
| Withdrawals & debits                 | \$0.00                  |
| <b>Closing Balance on 8 Jun 2022</b> | <b>\$301,351.60</b>     |

We've got your  
back because  
you've got ours


**Any questions?**

Contact Katie Blandford at 49 Emu Bay Rd, Deloraine 7304  
on **03 6362 4801**, or call **1300 BENDIGO** (1300 236 344).

**Business EasySaver Account**

| Date  | Transaction   | Withdrawals   | Deposits            | Balance             |
|---|---|---------------|---------------------|---------------------|
| <b>Opening balance</b>                      |   |               |                     | <b>\$0.00</b>       |
| 8 Jun 22                                    | DIRECT CREDIT 21406344<br>CMC MARKETS STOC 0140034011 |               | 301,351.60          | 301,351.60          |
| <b>Transaction totals / Closing balance</b> |   | <b>\$0.00</b> | <b>\$301,351.60</b> | <b>\$301,351.60</b> |

We suggest you carefully check all entries on your statement. Apparent errors or possible unauthorised transactions should be promptly reported to us.

The security of your Personal Identification Number (PIN) is very important. To avoid being liable for unauthorised transactions, you should follow the terms and conditions of your account. We also recommend some simple steps to protect your PIN:

- Memorise your PINs and passwords and destroy any communications advising you of new ones. Don't keep a record of your PINs or passwords, in written or electronic form.
- If you choose your own, ensure that it is not something easy to guess like your (or a family member's) birth date, name, phone number, postcode, driver's licence number or numbers that form a pattern.
- Don't tell anyone your PIN, not even friends, family or a bank representative.
- Ensure nobody watches you enter your PIN or password. A good practice is to cover the keypad when you put in your PIN or password.
- Watch out for email, SMS or call scams asking for details relating to your account. If you receive suspicious emails, please contact us immediately.

Please note: These are guidelines only. While following these steps will help you to protect your PIN, your liability for any losses arising from unauthorised transactions is determined in accordance with the ePayments Code. For further details, see

<https://asic.gov.au/regulatory-resources/financial-services/epayments-code/> or visit [bendigobank.com.au/mycard](http://bendigobank.com.au/mycard) for all card related information. Business customers visit [mybusinesscard](http://mybusinesscard).



JOHN IAN LAMBERT DAWKINS

13 TOWER HILL ST  
DELORAIN, TAS, 7304, AUS

S A Dawkins Pension Fund A/C

Account title SA DAWKINS PENSION  
COMPANY PTY LTD  
BSB 633 000  
Account number 185761426  
Account opening date June 08, 2022

Proof of Account

Bendigo Bank is pleased to confirm your account details  
and the following transactions:

**\$270,296.60**  
Current balance

Transactions from 25/05/2022 - 25/06/2022

This Proof of Account was generated by Bendigo e-banking on June 25, 2022 at 03:29pm

| Date          | Transaction   | Withdrawals | Deposits      | Balance      |
|---------------|---|-------------|---------------|--------------|
| June 16, 2022 | E-BANKING TRANSFER / 0298864496 Superhelp Payment / 0018084079KE01                                    | -\$1,000.00 | REFUND        | \$270,296.60 |
| June 16, 2022 | E-BANKING TRANSFER / 0298151864 REFUND SEPTEMBER / 0018084079KE01                                     | -\$6,000.00 |               | \$271,296.60 |
| June 15, 2022 | PAY ANYONE / BBL127182319JUNE 2021 SMSF PAY / <del>0177881764S.A. DAWKI</del><br>0177881795BENDIGO BA | -\$6,000.00 |               | \$277,296.60 |
| June 14, 2022 | PAY ANYONE / BBL125732107TO JUNE 2021 SMSF / 0177881764S.A. DAWKI<br>JUNE 2022                        | -\$6,000.00 | REFUND        | \$283,296.60 |
| June 13, 2022 | PAY ANYONE / BBL125732107TO MARCH 2021 PAYM / 0177881752S.A. DAWKI                                    | -\$6,000.00 |               | \$289,296.60 |
| June 11, 2022 | E-BANKING TRANSFER / 0298152045 Refund / 0018084079KE01   | -\$55.00    |               | \$295,296.60 |
| June 11, 2022 | Osko Payment Sent / 31st December Payment ex SMSF / S.A. Dawkins                                      | -\$6,000.00 |               | \$295,351.60 |
| June 08, 2022 | DIRECT CREDIT / CMC MARKETS STOC 0140034011 / 21406344  |             | +\$301,351.60 | \$301,351.60 |



SA DAWKINS PENSION COMPANY PTY LTD  
 13 TOWER HILL ST  
 DELORAIN TAS 7304

Your details at a glance

**BSB number** 633-000  
**Account number** 185761426  
 Customer number 44986701/V501  
 Account title SA DAWKINS PENSION COMPANY PTY LTD

Account summary

Statement period 9 Jun 2022 - 8 Aug 2022  
 Statement number 2  
 Opening balance on 9 Jun 2022 \$301,351.60  
 Deposits & credits \$170.21  
 Withdrawals & debits \$31,305.00  
**Closing Balance on 8 Aug 2022 \$270,216.81**

Home to

AUSTRALIA'S  
**MOST SATISFIED**  
 HOME LOAN  
 CUSTOMERS\*

\* Roy Morgan Single Source (Australia), March 2022

Any questions?

Contact Katie Blandford at 49 Emu Bay Rd, Deloraine 7304 on **03 6362 4801**, or call **1300 BENDIGO** (1300 236 344).

Business EasySaver Account

| Date                   | Transaction   | Withdrawals | Deposits        | Balance             |
|------------------------|---|-------------|-----------------|---------------------|
| <b>Opening balance</b> |   |             |                 | <b>\$301,351.60</b> |
| 11 Jun 22              | OSKO PAYMENT S.A. Dawkins<br>31st December Payment ex SMSF        | 6,000.00    | PENSION PAYMENT | 295,351.60          |
| 11 Jun 22              | E-BANKING TFR 0018084079KE01<br>0298152045 Refund                 | 55.00       |                 | 295,296.60          |
| 13 Jun 22              | PAY ANYONE 0177881752S.A. DAWKI<br>BBL125732107TO MARCH 2021 PAYM | 6,000.00    | PENSION PAYMENT | 289,296.60          |
| 14 Jun 22              | PAY ANYONE 0177881764S.A. DAWKI<br>BBL125732107TO JUNE 2021 SMSF  | 6,000.00    | PENSION PAYMENT | 283,296.60          |
| 15 Jun 22              | PAY ANYONE 0177881795BENDIGO BA<br>BBL127182319JUNE 2021 SMSF PAY | 6,000.00    | PENSION PAYMENT | 277,296.60          |
| 16 Jun 22              | E-BANKING TFR 0018084079KE01<br>0298151864 REFUND SEPTEMBER       | 6,000.00    | PENSION PAYMENT | 271,296.60          |
| 16 Jun 22              | E-BANKING TFR 0018084079KE01<br>0298864496 Superhelp Payment      | 1,000.00    |                 | 270,296.60          |

**Business EasySaver Account** *(continued)*

| Date  | Transaction | Withdrawals        | Deposits        | Balance             |
|---|-------------|--------------------|-----------------|---------------------|
| 1 Aug 22                                    | INTEREST    |                    | 129.96          | 270,216.81          |
| <b>Transaction totals / Closing balance</b> |             | <b>\$31,305.00</b> | <b>\$170.21</b> | <b>\$270,216.81</b> |

We suggest you carefully check all entries on your statement. Apparent errors or possible unauthorised transactions should be promptly reported to us.

The security of your Personal Identification Number (PIN) is very important. To avoid being liable for unauthorised transactions, you should follow the terms and conditions of your account. We also recommend some simple steps to protect your PIN:

- Memorise your PINs and passwords and destroy any communications advising you of new ones. Don't keep a record of your PINs or passwords, in written or electronic form.
- If you choose your own, ensure that it is not something easy to guess like your (or a family member's) birth date, name, phone number, postcode, driver's licence number or numbers that form a pattern.
- Don't tell anyone your PIN, not even friends, family or a bank representative.
- Ensure nobody watches you enter your PIN or password. A good practice is to cover the keypad when you put in your PIN or password.
- Watch out for email, SMS or call scams asking for details relating to your account. If you receive suspicious emails, please contact us immediately.

Please note: These are guidelines only. While following these steps will help you to protect your PIN, your liability for any losses arising from unauthorised transactions is determined in accordance with the ePayments Code. For further details, see <https://asic.gov.au/regulatory-resources/financial-services/epayments-code/> or visit [bendigobank.com.au/mycard](http://bendigobank.com.au/mycard) for all card related information. Business customers visit [/mybusinesscard](#).

**Resolving Complaints**

If you have a complaint, please contact us on 1300 361 911 to speak to a member of our staff. If the matter has not been resolved to your satisfaction, you can lodge a complaint with the Australian Financial Complaints Authority (AFCA). AFCA provides fair and independent financial services complaint resolution that is free to consumers. You can contact AFCA at:

Website: [www.afca.org.au](http://www.afca.org.au)  
Telephone: 1800 931 678 (free call)  
Email: [info@afca.org.au](mailto:info@afca.org.au)  
in writing to: Australian Financial Complaints Authority, GPO Box 3, Melbourne VIC 3001

# 61800 - Distributions Receivable

2022 Financial Year

Preparer Louise Montiel

Reviewer Steven Lee

Status Completed

| Account Code | Description  | CY Balance        | LY Balance        | Change |
|--------------|--|-------------------|-------------------|--------|
| F100.AX      | Betashares Ftse 100 Etf                                |                   | \$367.23          | 100%   |
| MVB.AX       | Vaneck Australian Banks Etf                            |                   | \$301.80          | 100%   |
| QFN.AX       | Betashares Australian Financials Sector Etf            |                   | \$495.53          | 100%   |
| UMAX.AX      | Betashares S&p 500 Yield Maximiser Fund (managed Fund) |                   | \$553.44          | 100%   |
| <b>TOTAL</b> |  | <b>CY Balance</b> | <b>LY Balance</b> |        |
|              |  |                   | \$1,718.00        |        |

## Supporting Documents

◦ General Ledger [Report](#)

## Standard Checklist

Review aging of amounts receivable and comment on any delay in payment

## S A DAWKINS PENSION FUND

# General Ledger

As at 30 June 2022

| Transaction Date  | Description   | Units | Debit       | Credit          | Balance \$     |
|---|---|-------|-------------|-----------------|----------------|
| <b>Distributions Receivable (61800)</b>                                     |   |       |             |                 |                |
| <u>Betashares Ftse 100 Etf (F100.AX)</u>                                    |   |       |             |                 |                |
| 01/07/2021  | Opening Balance   |       |             |                 | 367.23 DR      |
| 16/07/2021  | DIVIDEND FROM F100 DST 001261992026<br>[Amount Receivable]      |       |             | 367.23          | 0.00 DR        |
|   |   |       |             | <b>367.23</b>   | <b>0.00 DR</b> |
| <u>Vaneck Australian Banks Etf (MVB.AX)</u>                                 |   |       |             |                 |                |
| 01/07/2021  | Opening Balance   |       |             |                 | 301.80 DR      |
| 23/07/2021  | DIVIDEND FROM MVB DST 001262457103<br>[Amount Receivable]       |       |             | 301.80          | 0.00 DR        |
|   |   |       |             | <b>301.80</b>   | <b>0.00 DR</b> |
| <u>Betashares Australian Financials Sector Etf (QFN.AX)</u>                 |   |       |             |                 |                |
| 01/07/2021  | Opening Balance   |       |             |                 | 495.53 DR      |
| 16/07/2021  | DIVIDEND FROM QFN DST JUNE<br>001261871363 [Amount Receivable]  |       |             | 495.53          | 0.00 DR        |
|   |   |       |             | <b>495.53</b>   | <b>0.00 DR</b> |
| <u>Betashares S&amp;p 500 Yield Maximiser Fund (managed Fund) (UMAX.AX)</u> |   |       |             |                 |                |
| 01/07/2021  | Opening Balance   |       |             |                 | 553.44 DR      |
| 16/07/2021  | DIVIDEND FROM UMAX DST JUNE<br>001262088515 [Amount Receivable] |       |             | 553.44          | 0.00 DR        |
|   |   |       |             | <b>553.44</b>   | <b>0.00 DR</b> |
| <b>Total Debits:</b>  |   |       | <b>0.00</b> |                 |                |
| <b>Total Credits:</b>   |   |       |             | <b>1,718.00</b> |                |



# 77600 - Shares in Listed Companies (Australian)

2022 Financial Year

Preparer Louise Montiel

Reviewer Steven Lee

Status Completed

| Account Code | Description   | CY Units        | CY Balance            | LY Units        | LY Balance            | Change |
|--------------|---|-----------------|-----------------------|-----------------|-----------------------|--------|
| BBUS.AX1     | Betashares Us Eq<br>Strong Bear Hdge<br>Fnd-crncy Hdged | 0.000000        |                       | 0.000000        |                       | 0%     |
| BENPF.AX     | Bendigo And<br>Adelaide Bank<br>Limited                 | 0.000000        |                       | 0.000000        |                       | 0%     |
| BHP.AX       | BHP Group Limited                                       | 0.000000        |                       | 0.000000        |                       | 0%     |
| BLD.AX       | Boral Limited.  | 0.000000        |                       |                 |                       | 0%     |
| CAM.AX       | Clime Capital Limited                                   | 0.000000        |                       | 0.000000        |                       | 0%     |
| CBA.AXW      | Commonwealth<br>Bank Of Australia.                      | 0.000000        |                       | 480.000000      | \$47,937.60           | 100%   |
| FMG.AX       | Fortescue Metals<br>Group Ltd                           | 0.000000        |                       | 0.000000        |                       | 0%     |
| RIO.AX       | RIO Tinto Limited                                       | 0.000000        |                       |                 |                       | 0%     |
| SKT.AX       | Sky Network<br>Television Limited.                      | 0.000000        |                       |                 |                       | 0%     |
|              | <b>TOTAL</b>  | <b>CY Units</b> | <b>CY<br/>Balance</b> | <b>LY Units</b> | <b>LY<br/>Balance</b> |        |
|              |   | 0.000000        |                       | 480.000000      | \$47,937.60           |        |

## Supporting Documents

- Investment Movement Report [Report](#)
- Balance Review Report [Report](#)

## Standard Checklist

- Attach Balance Review Report
- Attach copies of HIN/SRN or Chess Statements, Broker Statements, Contract Notes Corporate Action documentation and any other relevant Source Documentation

- ☑ Attach Investment Movement Report
- ☑ Ensure all Investments are valued correctly at June 30
- ☑ Ensure the investment is in accordance with the Fund's investment strategy

**S A DAWKINS PENSION FUND**  
**Balance Review Report**

As at 30 June 2022

---

| Investment Code | Investment Name        | Holding Reference | Third Party Data   |              |                | BGL Ledger | Variance |
|-----------------|------------------------|-------------------|--------------------|--------------|----------------|------------|----------|
|                 |                        |                   | Data Feed Provider | Balance Date | Balance Amount | Balance    |          |
| 60400           | Bank Accounts          |                   |                    |              |                |            |          |
| BBL1426         | Bendigo Bank 185761426 |                   |                    |              |                | 270,296.60 |          |

---

# S A DAWKINS PENSION FUND

## Investment Movement Report

As at 30 June 2022

| Investment  | Opening Balance |                  | Additions  |                     | Disposals    |                       |                          | Closing Balance |                   |                   |
|---|-----------------|------------------|------------|---------------------|--------------|-----------------------|--------------------------|-----------------|-------------------|-------------------|
|   | Units           | Cost             | Units      | Cost                | Units        | Cost                  | Accounting Profit/(Loss) | Units           | Cost              | Market Value      |
| <b>Bank Accounts</b>  |                 |                  |            |                     |              |                       |                          |                 |                   |                   |
| ANZ Cash Investment Acct ***018                               |                 | 50,701.11        |            | 1,322,083.56        |              | (1,372,784.67)        |                          |                 | 0.00              | 0.00              |
| Bendigo Bank 185761426  |                 |                  |            | 301,351.60          |              | (31,055.00)           |                          |                 | 270,296.60        | 270,296.60        |
|   |                 | <b>50,701.11</b> |            | <b>1,623,435.16</b> |              | <b>(1,403,839.67)</b> |                          |                 | <b>270,296.60</b> | <b>270,296.60</b> |
| <b>Shares in Listed Companies (Australian)</b>                |                 |                  |            |                     |              |                       |                          |                 |                   |                   |
| BENPF.AX - Bendigo And Adelaide Bank Limited                  |                 |                  | 5,889.00   | 49,993.65           | (5,889.00)   | (49,993.65)           | 1,376.63                 |                 | 0.00              |                   |
| BBUS.AX1 - Betashares Us Eq Strong Bear Hdge Fnd-crcncy Hdged |                 |                  | 7,935.00   | 79,755.04           | (7,935.00)   | (79,755.04)           | (6,991.86)               |                 | 0.00              |                   |
| BHP.AX - BHP Group Limited                                    |                 |                  | 1,312.00   | 51,552.65           | (1,312.00)   | (51,552.65)           | (172.85)                 |                 | 0.00              |                   |
| BLD.AX - Boral Limited.                                       |                 |                  | 15,250.00  | 99,629.14           | (15,250.00)  | (99,629.14)           | (2,745.30)               |                 | 0.00              |                   |
| CAM.AX - Clime Capital Limited                                |                 |                  | 113,511.00 | 99,999.56           | (113,511.00) | (99,999.56)           | (2,487.48)               |                 | 0.00              |                   |
| CBA.AXW - Commonwealth Bank Of Australia.                     | 480.00          | 41,376.86        |            |                     | (480.00)     | (41,376.86)           | 5,513.76                 |                 | 0.00              |                   |
| FMG.AX - Fortescue Metals Group Ltd                           |                 |                  | 11,512.00  | 246,523.55          | (11,512.00)  | (246,523.55)          | (13,689.13)              |                 | 0.00              |                   |
| RIO.AX - RIO Tinto Limited                                    |                 |                  | 531.00     | 49,941.11           | (531.00)     | (49,941.11)           | 708.30                   |                 | 0.00              |                   |
| SKT.AX - Sky Network Television Limited.                      |                 |                  |            |                     |              |                       |                          |                 |                   |                   |

# S A DAWKINS PENSION FUND

## Investment Movement Report

As at 30 June 2022

| Investment   | Opening Balance |                   | Additions |                     | Disposals   |                       |                          | Closing Balance |                   | Market Value      |
|--|-----------------|-------------------|-----------|---------------------|-------------|-----------------------|--------------------------|-----------------|-------------------|-------------------|
|  | Units           | Cost              | Units     | Cost                | Units       | Cost                  | Accounting Profit/(Loss) | Units           | Cost              |                   |
|  |                 |                   | 29,553.00 | 49,984.49           | (29,553.00) | (49,984.49)           | 17,866.28                |                 | 0.00              |                   |
|  |                 | <b>41,376.86</b>  |           | <b>727,379.19</b>   |             | <b>(768,756.05)</b>   | <b>(621.65)</b>          |                 | <b>0.00</b>       |                   |
| <b>Units in Listed Unit Trusts (Australian)</b>                  |                 |                   |           |                     |             |                       |                          |                 |                   |                   |
| QFN.AX - Betashares Australian Financials Sector Etf             | 5,862.00        | 60,088.95         |           |                     | (5,862.00)  | (60,088.95)           | 11,875.79                |                 | 0.00              |                   |
| F100.AX - Betashares Ftse 100 Etf                                | 2,517.00        | 24,366.16         |           |                     | (2,517.00)  | (24,366.16)           | 1,629.67                 |                 | 0.00              |                   |
| UMAX.AX - Betashares S&p 500 Yield Maximiser Fund (managed Fund) | 2,151.00        | 40,027.90         |           |                     | (2,151.00)  | (40,027.90)           | 6,814.32                 |                 | 0.00              |                   |
| IHWL.AX2 - Ishares Core Msci World Ex Aus Esg Leaders Aud Hed    |                 |                   | 1,114.00  | 49,950.95           | (1,114.00)  | (49,950.95)           | 1,406.44                 |                 | 0.00              |                   |
| SPY.AX - Spdr S&p 500 Etf Trust                                  |                 |                   | 162.00    | 99,298.47           | (162.00)    | (99,298.47)           | 3,136.34                 |                 | 0.00              |                   |
| MVB.AX - Vaneck Australian Banks Etf                             | 1,509.00        | 40,039.95         |           |                     | (1,509.00)  | (40,039.95)           | 5,526.94                 |                 | 0.00              |                   |
| VAP.AX - Vanguard Australian Property Securities Index Etf       |                 |                   | 503.00    | 43,919.92           | (503.00)    | (43,919.92)           | 2,365.53                 |                 | 0.00              |                   |
| VHY.AX - Vanguard Australian Shares High Yield Etf               |                 |                   | 2,208.00  | 150,866.54          | (2,208.00)  | (150,866.54)          | 4,361.65                 |                 | 0.00              |                   |
|  |                 | <b>164,522.96</b> |           | <b>344,035.88</b>   |             | <b>(508,558.84)</b>   | <b>37,116.68</b>         |                 | <b>0.00</b>       |                   |
|  |                 | <b>256,600.93</b> |           | <b>2,694,850.23</b> |             | <b>(2,681,154.56)</b> | <b>36,495.03</b>         |                 | <b>270,296.60</b> | <b>270,296.60</b> |

# 78200 - Units in Listed Unit Trusts (Australian)

2022 Financial Year

Preparer Louise Montiel

Reviewer Steven Lee

Status Completed

| Account Code | Description  | CY Units        | CY Balance        | LY Units        | LY Balance        | Change |
|--------------|--|-----------------|-------------------|-----------------|-------------------|--------|
| F100.AX      | Betashares Ftse 100 Etf                                | 0.000000        |                   | 2517.000000     | \$25,170.00       | 100%   |
| IHWL.AX2     | Ishares Core Msci World Ex Aus Esg Leaders Aud Hed     | 0.000000        |                   |                 |                   | 0%     |
| MVB.AX       | Vaneck Australian Banks Etf                            | 0.000000        |                   | 1509.000000     | \$45,556.71       | 100%   |
| QFN.AX       | Betashares Australian Financials Sector Etf            | 0.000000        |                   | 5862.000000     | \$70,578.48       | 100%   |
| SPY.AX       | Spdr S&p 500 Etf Trust                                 | 0.000000        |                   | 0.000000        |                   | 0%     |
| UMAX.AX      | Betashares S&p 500 Yield Maximiser Fund (managed Fund) | 0.000000        |                   | 2151.000000     | \$44,073.99       | 100%   |
| VAP.AX       | Vanguard Australian Property Securities Index Etf      | 0.000000        |                   |                 |                   | 0%     |
| VHY.AX       | Vanguard Australian Shares High Yield Etf              | 0.000000        |                   | 0.000000        |                   | 0%     |
| <b>TOTAL</b> |  | <b>CY Units</b> | <b>CY Balance</b> | <b>LY Units</b> | <b>LY Balance</b> |        |
|              |  | 0.000000        |                   | 12039.000000    | \$185,379.18      |        |

## Supporting Documents

- Investment Movement Report [Report](#)
- Superhelp ANZ.pdf

## Standard Checklist

- ☑ Attach copies of Statements and Source Documentation
- ☑ Attach Investment Movement Report
- ☑ Ensure all Investments are valued correctly at June 30
- ☑ Ensure the investment is in accordance with the Fund's investment strategy
- ☑ Ensure the investment is in accordance with the SIS Act

# S A DAWKINS PENSION FUND

## Investment Movement Report

As at 30 June 2022

| Investment   | Opening Balance |                  | Additions  |                     | Disposals    |                       |                          | Closing Balance |                   |                   |
|--|-----------------|------------------|------------|---------------------|--------------|-----------------------|--------------------------|-----------------|-------------------|-------------------|
|  | Units           | Cost             | Units      | Cost                | Units        | Cost                  | Accounting Profit/(Loss) | Units           | Cost              | Market Value      |
| <b>Bank Accounts</b>   |                 |                  |            |                     |              |                       |                          |                 |                   |                   |
| ANZ Cash Investment Acct ***018                              |                 | 50,701.11        |            | 1,322,083.56        |              | (1,372,784.67)        |                          |                 | 0.00              | 0.00              |
| Bendigo Bank 185761426                                       |                 |                  |            | 301,351.60          |              | (31,055.00)           |                          |                 | 270,296.60        | 270,296.60        |
|  |                 | <b>50,701.11</b> |            | <b>1,623,435.16</b> |              | <b>(1,403,839.67)</b> |                          |                 | <b>270,296.60</b> | <b>270,296.60</b> |
| <b>Shares in Listed Companies (Australian)</b>               |                 |                  |            |                     |              |                       |                          |                 |                   |                   |
| BENPF.AX - Bendigo And Adelaide Bank Limited                 |                 |                  | 5,889.00   | 49,993.65           | (5,889.00)   | (49,993.65)           | 1,376.63                 |                 | 0.00              |                   |
| BBUS.AX1 - Betashares Us Eq Strong Bear Hdge Fnd-crncy Hdged |                 |                  | 7,935.00   | 79,755.04           | (7,935.00)   | (79,755.04)           | (6,991.86)               |                 | 0.00              |                   |
| BHP.AX - BHP Group Limited                                   |                 |                  | 1,312.00   | 51,552.65           | (1,312.00)   | (51,552.65)           | (172.85)                 |                 | 0.00              |                   |
| BLD.AX - Boral Limited.                                      |                 |                  | 15,250.00  | 99,629.14           | (15,250.00)  | (99,629.14)           | (2,745.30)               |                 | 0.00              |                   |
| CAM.AX - Clime Capital Limited                               |                 |                  | 113,511.00 | 99,999.56           | (113,511.00) | (99,999.56)           | (2,487.48)               |                 | 0.00              |                   |
| CBA.AXW - Commonwealth Bank Of Australia.                    | 480.00          | 41,376.86        |            |                     | (480.00)     | (41,376.86)           | 5,513.76                 |                 | 0.00              |                   |
| FMG.AX - Fortescue Metals Group Ltd                          |                 |                  | 11,512.00  | 246,523.55          | (11,512.00)  | (246,523.55)          | (13,689.13)              |                 | 0.00              |                   |
| RIO.AX - RIO Tinto Limited                                   |                 |                  | 531.00     | 49,941.11           | (531.00)     | (49,941.11)           | 708.30                   |                 | 0.00              |                   |
| SKT.AX - Sky Network Television Limited.                     |                 |                  |            |                     |              |                       |                          |                 |                   |                   |



# S A DAWKINS PENSION FUND

## Investment Movement Report

As at 30 June 2022

| Investment   | Opening Balance |                   | Additions |                     | Disposals   |                       |                          | Closing Balance |                   | Market Value      |
|--|-----------------|-------------------|-----------|---------------------|-------------|-----------------------|--------------------------|-----------------|-------------------|-------------------|
|  | Units           | Cost              | Units     | Cost                | Units       | Cost                  | Accounting Profit/(Loss) | Units           | Cost              |                   |
|  |                 |                   | 29,553.00 | 49,984.49           | (29,553.00) | (49,984.49)           | 17,866.28                |                 | 0.00              |                   |
|  |                 | <b>41,376.86</b>  |           | <b>727,379.19</b>   |             | <b>(768,756.05)</b>   | <b>(621.65)</b>          |                 | <b>0.00</b>       |                   |
| <b>Units in Listed Unit Trusts (Australian)</b>                  |                 |                   |           |                     |             |                       |                          |                 |                   |                   |
| QFN.AX - Betashares Australian Financials Sector Etf             | 5,862.00        | 60,088.95         |           |                     | (5,862.00)  | (60,088.95)           | 11,875.79                |                 | 0.00              |                   |
| F100.AX - Betashares Ftse 100 Etf                                | 2,517.00        | 24,366.16         |           |                     | (2,517.00)  | (24,366.16)           | 1,629.67                 |                 | 0.00              |                   |
| UMAX.AX - Betashares S&p 500 Yield Maximiser Fund (managed Fund) | 2,151.00        | 40,027.90         |           |                     | (2,151.00)  | (40,027.90)           | 6,814.32                 |                 | 0.00              |                   |
| IHWL.AX2 - Ishares Core Msci World Ex Aus Esg Leaders Aud Hed    |                 |                   | 1,114.00  | 49,950.95           | (1,114.00)  | (49,950.95)           | 1,406.44                 |                 | 0.00              |                   |
| SPY.AX - Spdr S&p 500 Etf Trust                                  |                 |                   | 162.00    | 99,298.47           | (162.00)    | (99,298.47)           | 3,136.34                 |                 | 0.00              |                   |
| MVB.AX - Vaneck Australian Banks Etf                             | 1,509.00        | 40,039.95         |           |                     | (1,509.00)  | (40,039.95)           | 5,526.94                 |                 | 0.00              |                   |
| VAP.AX - Vanguard Australian Property Securities Index Etf       |                 |                   | 503.00    | 43,919.92           | (503.00)    | (43,919.92)           | 2,365.53                 |                 | 0.00              |                   |
| VHY.AX - Vanguard Australian Shares High Yield Etf               |                 |                   | 2,208.00  | 150,866.54          | (2,208.00)  | (150,866.54)          | 4,361.65                 |                 | 0.00              |                   |
|  |                 | <b>164,522.96</b> |           | <b>344,035.88</b>   |             | <b>(508,558.84)</b>   | <b>37,116.68</b>         |                 | <b>0.00</b>       |                   |
|  |                 | <b>256,600.93</b> |           | <b>2,694,850.23</b> |             | <b>(2,681,154.56)</b> | <b>36,495.03</b>         |                 | <b>270,296.60</b> | <b>270,296.60</b> |



# SHARE INVESTING

SA DAWKINS PENSION COMPANY PTY LTD<SA DAWKINS PENSION FUND A/C>

13 TOWER HILL STREET

DELORAINIE TAS 7304

AUSTRALIA

## Trading Account Statement

Period: 01/07/2021 - 08/06/2022

Trading Account Number: 1335305

| Date       | Reference | Description                                     | Debit     | Credit    | Balance      |
|------------|-----------|---|-----------|-----------|--------------|
| 01/07/2021 |           | Open Balance                                    |           |           | 0.00         |
| 06/07/2021 | 15269069  | Bght 503 VAP @ 87.2200                          | 43,919.92 |           | 43,919.92    |
| 08/07/2021 | 14461276  | Wdl ANZCIA 012-012 390252018 15269069           |           | 43,919.92 | 0.00         |
| 09/07/2021 | 15326129  | Sold 480 CBA @ 97.7964                          |           | 46,890.62 | 46,890.62Cr  |
| 13/07/2021 | 11076520  | Dep ANZCIA 012-012 390252018 15326129           | 46,890.62 |           | 0.00         |
| 14/07/2021 | 15359046  | Bght 1848 FMG @ 25.1200                         | 46,472.82 |           | 46,472.82    |
| 16/07/2021 | 14535858  | Wdl ANZCIA 012-012 390252018 15359046           |           | 46,472.82 | 0.00         |
| 24/08/2021 | 15885957  | Sold 2517 F100 @ 10.3400                        |           | 25,995.83 | 25,995.83Cr  |
| 24/08/2021 | 15885998  | Sold 1848 FMG @ 19.5800                         |           | 36,144.04 | 62,139.87Cr  |
| 24/08/2021 | 15886026  | Sold 1509 MVB @ 30.2300                         |           | 45,566.89 | 107,706.76Cr |
| 24/08/2021 | 15886067  | Sold 5862 QFN @ 12.2900                         |           | 71,964.74 | 179,671.50Cr |
| 24/08/2021 | 15886102  | Sold 2151 UMAX @ 21.8009                        |           | 46,842.22 | 226,513.72Cr |
| 24/08/2021 | 15886127  | Sold 503 VAP @ 92.1201                          |           | 46,285.45 | 272,799.17Cr |
| 26/08/2021 | 11354069  | Dep ANZCIA 012-012 390252018 15886067           | 71,964.74 |           | 200,834.43Cr |
| 26/08/2021 | 11354070  | Dep ANZCIA 012-012 390252018 15886102           | 46,842.22 |           | 153,992.21Cr |
| 26/08/2021 | 11354071  | Dep ANZCIA 012-012 390252018 15886127           | 46,285.45 |           | 107,706.76Cr |
| 26/08/2021 | 11354072  | Dep ANZCIA 012-012 390252018 15886026           | 45,566.89 |           | 62,139.87Cr  |
| 26/08/2021 | 11354073  | Dep ANZCIA 012-012 390252018 15885998           | 36,144.04 |           | 25,995.83Cr  |
| 26/08/2021 | 11354074  | Dep ANZCIA 012-012 390252018 15885957           | 25,995.83 |           | 0.00         |
| 09/11/2021 | 15809406  | Wdl ANZCIA 012-012 390252018 TRANSFER TO NOM AC |           | 13.00     | 13.00Cr      |
| 09/11/2021 | 11861908  | DE: 633-000 150516599                           | 13.00     |           | 0.00         |
| 11/11/2021 | 1219082   | JNL1219082 RETURNED DIRECT CREDIT 11/11/2021    |           | 13.00     | 13.00Cr      |
| 12/11/2021 | 11883921  | Dep ANZCIA 012-012 390252018                    | 13.00     |           | 0.00         |
| 29/11/2021 | 17173657  | Bght 2890 FMG @ 17.2800                         | 49,994.13 |           | 49,994.13    |
| 29/11/2021 | 17174209  | Bght 5889 BEN @ 8.4800                          | 49,993.65 |           | 99,987.78    |
| 01/12/2021 | 16037217  | Wdl ANZCIA 012-012 390252018 17174209           |           | 49,993.65 | 49,994.13    |
| 01/12/2021 | 16037218  | Wdl ANZCIA 012-012 390252018 17173657           |           | 49,994.13 | 0.00         |
| 02/12/2021 | 17223212  | Bght 1312 BHP @ 39.2500                         | 51,552.65 |           | 51,552.65    |
| 02/12/2021 | 17223487  | Sold 1312 BHP @ 39.2046                         |           | 51,379.80 | 172.85       |
| 06/12/2021 | 12039873  | Dep ANZCIA 012-012 390252018 17223487           | 51,379.80 |           | 51,552.65    |
| 06/12/2021 | 16083783  | Wdl ANZCIA 012-012 390252018 17223212           |           | 51,552.65 | 0.00         |
| 06/12/2021 | 17268180  | Bght 531 RIO @ 93.9477                          | 49,941.11 |           | 49,941.11    |
| 06/12/2021 | 17268326  | Bght 1114 IHWL @ 44.7900                        | 49,950.95 |           | 99,892.06    |
| 06/12/2021 | 17268425  | Bght 29553 SKT @ 1.6895                         | 49,984.49 |           | 149,876.55   |
| 08/12/2021 | 16109606  | Wdl ANZCIA 012-012 390252018 17268180           |           | 49,941.11 | 99,935.44    |
| 08/12/2021 | 16109607  | Wdl ANZCIA 012-012 390252018 17268326           |           | 49,950.95 | 49,984.49    |
| 08/12/2021 | 16109608  | Wdl ANZCIA 012-012 390252018 17268425           |           | 49,984.49 | 0.00         |
| 09/12/2021 | 17303875  | Sold 5889 BEN @ 8.7327                          |           | 51,370.28 | 51,370.28Cr  |
| 09/12/2021 | 17303948  | Sold 2890 FMG @ 17.8550                         |           | 51,544.19 | 102,914.47Cr |
| 09/12/2021 | 17303990  | Sold 1114 IHWL @ 46.1525                        |           | 51,357.39 | 154,271.86Cr |
| 09/12/2021 | 17304012  | Sold 531 RIO @ 95.4900                          |           | 50,649.41 | 204,921.27Cr |
| 09/12/2021 | 17304070  | Sold 29553 SKT @ 2.2984                         |           | 67,850.77 | 272,772.04Cr |
| 13/12/2021 | 12079325  | Dep ANZCIA 012-012 390252018 17303990           | 51,357.39 |           | 221,414.65Cr |

While every effort has been made to provide you with an accurate transaction summary, we give no warranty of accuracy or reliability and take no responsibility for any errors or omissions including by negligence. You should confirm the information, holdings and valuations contained herein. All prices and values are denominated in AUD unless otherwise indicated. The ANZ Share



# SHARE INVESTING

SA DAWKINS PENSION COMPANY PTY LTD<SA DAWKINS PENSION FUND A/C>  
13 TOWER HILL STREET  
DELORAINIE TAS 7304  
AUSTRALIA

## Trading Account Statement

Period: 01/07/2021 - 08/06/2022  
Trading Account Number: 1335309

| Date         | Reference | Description                           | Debit                | Credit               | Balance      |
|--------------|-----------|---------------------------------------|----------------------|----------------------|--------------|
| 13/12/2021   | 12079326  | Dep ANZCIA 012-012 390252018 17304012 | 50,649.41            |                      | 170,765.24Cr |
| 13/12/2021   | 12079327  | Dep ANZCIA 012-012 390252018 17304070 | 67,850.77            |                      | 102,914.47Cr |
| 13/12/2021   | 12079328  | Dep ANZCIA 012-012 390252018 17303948 | 51,544.19            |                      | 51,370.28Cr  |
| 13/12/2021   | 12079329  | Dep ANZCIA 012-012 390252018 17303875 | 51,370.28            |                      | 0.00         |
| 24/01/2022   | 17758326  | Bght 162 SPY @ 612.2800               | 99,298.47            |                      | 99,298.47    |
| 25/01/2022   | 17785106  | Bght 113511 CAM @ 0.8800              | 99,999.56            |                      | 199,298.03   |
| 25/01/2022   | 17805228  | Bght 7935 BBUS @ 10.0400              | 79,755.04            |                      | 279,053.07   |
| 27/01/2022   | 16511980  | Wdl ANZCIA 012-012 390252018 17758326 |                      | 99,298.47            | 179,754.60   |
| 28/01/2022   | 16530551  | Wdl ANZCIA 012-012 390252018 17805228 |                      | 79,755.04            | 99,999.56    |
| 28/01/2022   | 16530552  | Wdl ANZCIA 012-012 390252018 17785106 |                      | 99,999.56            | 0.00         |
| 01/02/2022   | 17877872  | Sold 162 SPY @ 633.0100               |                      | 102,434.81           | 102,434.81Cr |
| 03/02/2022   | 12389350  | Dep ANZCIA 012-012 390252018 17877872 | 102,434.81           |                      | 0.00         |
| 03/02/2022   | 17921685  | Bght 15250 BLD @ 6.5259               | 99,629.14            |                      | 99,629.14    |
| 04/02/2022   | 17930401  | Sold 7935 BBUS @ 9.1800               |                      | 72,763.18            | 26,865.96    |
| 07/02/2022   | 16629374  | Wdl ANZCIA 012-012 390252018 17921685 |                      | 99,629.14            | 72,763.18Cr  |
| 08/02/2022   | 12412203  | Dep ANZCIA 012-012 390252018 17930401 | 72,763.18            |                      | 0.00         |
| 08/02/2022   | 17958380  | Sold 113511 CAM @ 0.8600              |                      | 97,512.08            | 97,512.08Cr  |
| 10/02/2022   | 12428633  | Dep ANZCIA 012-012 390252018 17958380 | 97,512.08            |                      | 0.00         |
| 10/02/2022   | 18001886  | Bght 1491 VHY @ 66.9500               | 99,932.25            |                      | 99,932.25    |
| 10/02/2022   | 18002140  | Bght 4437 FMG @ 22.3000               | 99,053.95            |                      | 198,986.20   |
| 14/02/2022   | 16693649  | Wdl ANZCIA 012-012 390252018 18002140 |                      | 99,053.95            | 99,932.25    |
| 14/02/2022   | 16693650  | Wdl ANZCIA 012-012 390252018 18001886 |                      | 99,932.25            | 0.00         |
| 18/02/2022   | 18091146  | Sold 15250 BLD @ 3.7071               |                      | 56,471.34            | 56,471.34Cr  |
| 22/02/2022   | 12498145  | Dep ANZCIA 012-012 390252018 18091146 | 56,471.34            |                      | 0.00         |
| 13/04/2022   | 18767569  | Sold 4437 FMG @ 21.3850               |                      | 94,780.87            | 94,780.87Cr  |
| 13/04/2022   | 18767610  | Sold 1491 VHY @ 70.1300               |                      | 104,448.81           | 199,229.68Cr |
| 19/04/2022   | 12872018  | Dep ANZCIA 012-012 390252018 18767610 | 104,448.81           |                      | 94,780.87Cr  |
| 19/04/2022   | 12872019  | Dep ANZCIA 012-012 390252018 18767569 | 94,780.87            |                      | 0.00         |
| 19/04/2022   | 18802308  | Bght 2337 FMG @ 21.8000               | 51,002.65            |                      | 51,002.65    |
| 19/04/2022   | 18802332  | Bght 717 VHY @ 70.9600                | 50,934.29            |                      | 101,936.94   |
| 21/04/2022   | 17329109  | Wdl ANZCIA 012-012 390252018 18802332 |                      | 50,934.29            | 51,002.65    |
| 21/04/2022   | 17329110  | Wdl ANZCIA 012-012 390252018 18802308 |                      | 51,002.65            | 0.00         |
| 21/04/2022   | 18837946  | Sold 2337 FMG @ 21.5750               |                      | 50,365.32            | 50,365.32Cr  |
| 21/04/2022   | 18837970  | Sold 717 VHY @ 70.9000                |                      | 50,779.38            | 101,144.70Cr |
| 26/04/2022   | 12912492  | Dep ANZCIA 012-012 390252018 18837970 | 50,779.38            |                      | 50,365.32Cr  |
| 26/04/2022   | 12912493  | Dep ANZCIA 012-012 390252018 18837946 | 50,365.32            |                      | 0.00         |
| 08/06/2022   | 1468653   | JNL1468653 ANZC CLOSURES 08/06/2022   |                      | 301,351.60           | 301,351.60Cr |
| 08/06/2022   | 13181211  | DE: 633-000 185761426                 | 301,351.60           |                      | 0.00         |
| <b>Total</b> |           |                                       | <b>2,646,190.090</b> | <b>2,646,190.090</b> |              |

While every effort has been made to provide you with an accurate transaction summary, we give no warranty of accuracy or reliability and take no responsibility for any errors or omissions including by negligence. You should confirm the information, holdings and valuations contained herein. All prices and values are denominated in AUD unless otherwise indicated. The ANZ Share

# 85000 - Income Tax Payable/Refundable

2022 Financial Year

Preparer Lousse Montiel

Reviewer Steven Lee

Status Completed

| Account Code | Description                   | CY Balance        | LY Balance        | Change  |
|--------------|-------------------------------|-------------------|-------------------|---------|
| 85000        | Income Tax Payable/Refundable | \$4,365.36        | \$1,451.08        | 200.84% |
| <b>TOTAL</b> |                               | <b>CY Balance</b> | <b>LY Balance</b> |         |
|              |                               | \$4,365.36        | \$1,451.08        |         |

## Supporting Documents

- Exempt Pension Reconciliation [Report](#)
- Non Deductible Expense Reconciliation [Report](#)
- Tax Reconciliation Report [Report](#)
- Statement of Taxable Income [Report](#)
- ATO Income Tax.pdf
- ATO\_Statement of Account\_S A Dawkins Pension Fund.pdf [85000](#)

## Standard Checklist

- Attach Actuarial Certificate (if applicable)
- Attach any other Tax reconciliations
- Attach copy of Exempt Pension Reconciliation (if applicable)
- Attach copy of Non Deductible Expense Reconciliation (if applicable)
- Attach copy of Statement of Taxable Income
- Attach copy of Tax Reconciliation Report
- Confirm Transactions in ATO Portal

S A DAWKINS PENSION FUND

**Exempt Current Pension Income Reconciliation**

For The Period 01 July 2021 - 30 June 2022

|   | Date       | Account Code       | Account Description             | Taxable Amount | Actuary/Pool % | Exempt Amount   |
|---|------------|--------------------|---------------------------------|----------------|----------------|-----------------|
| <b>Segment - 01 July 2021 to 30 June 2022</b> |            |                    |                                 |                |                |                 |
| <b>Label C</b>                                |            |                    |                                 |                |                |                 |
|   | 30/07/2021 | 25000/ANZ390252018 | ANZ Cash Investment Acct ***018 | 0.19           |                |                 |
|   | 31/08/2021 | 25000/ANZ390252018 | ANZ Cash Investment Acct ***018 | 2.00           |                |                 |
|   | 30/09/2021 | 25000/ANZ390252018 | ANZ Cash Investment Acct ***018 | 11.61          |                |                 |
|   | 30/09/2021 | 25000/ANZ390252018 | ANZ Cash Investment Acct ***018 | (5.00)         |                |                 |
|   | 29/10/2021 | 25000/ANZ390252018 | ANZ Cash Investment Acct ***018 | 4.71           |                |                 |
|   | 30/11/2021 | 25000/ANZ390252018 | ANZ Cash Investment Acct ***018 | 2.48           |                |                 |
|   | 31/12/2021 | 25000/ANZ390252018 | ANZ Cash Investment Acct ***018 | 1.58           |                |                 |
|   | 31/01/2022 | 25000/ANZ390252018 | ANZ Cash Investment Acct ***018 | 2.26           |                |                 |
|   | 29/04/2022 | 25000/ANZ390252018 | ANZ Cash Investment Acct ***018 | 0.41           |                |                 |
|   | 31/05/2022 | 25000/ANZ390252018 | ANZ Cash Investment Acct ***018 | 2.64           |                |                 |
|   | 07/06/2022 | 25000/ANZ390252018 | ANZ Cash Investment Acct ***018 | 0.58           |                |                 |
|   |            |                    | <b>Total</b>                    | 23.46          | 100.000 %      | <b>23.46</b>    |
| <b>Label J</b>                                |            |                    |                                 |                |                |                 |
|   | 11/03/2022 | 23900/BLD.AX       | Boral Limited.                  | 1,067.50       |                |                 |
|   |            |                    | <b>Total</b>                    | 1,067.50       | 100.000 %      | <b>1,067.50</b> |
| <b>Label K</b>                                |            |                    |                                 |                |                |                 |
|   | 09/03/2022 | 23900/FMG.AX       | Fortescue Metals Group Ltd      | 3,815.82       |                |                 |
|   |            |                    | <b>Total</b>                    | 3,815.82       | 100.000 %      | <b>3,815.82</b> |
| <b>Label L</b>                                |            |                    |                                 |                |                |                 |
|   | 09/03/2022 | 23900/FMG.AX       | Fortescue Metals Group Ltd      | 1,635.35       |                |                 |

S A DAWKINS PENSION FUND

**Exempt Current Pension Income Reconciliation**

For The Period 01 July 2021 - 30 June 2022

|                | Date       | Account Code | Account Description                       | Taxable Amount | Actuary/Pool %                     | Exempt Amount   |
|----------------|------------|--------------|---|----------------|------------------------------------|-----------------|
| <b>Label L</b> |            |              |   |                |                                    |                 |
|                |            |              | <b>Total</b>                              | 1,635.35       | 100.000 %                          | <b>1,635.35</b> |
| <b>Label M</b> |            |              |   |                |                                    |                 |
|                | 30/06/2022 | 23800/VHY.AX | Vanguard Australian Shares High Yield Etf | 1,719.33       |                                    |                 |
|                | 30/06/2022 | 23800/MVB.AX | Vaneck Australian Banks Etf               | 890.88         |                                    |                 |
|                |            |              | <b>Total</b>                              | 2,610.21       | 100.000 %                          | <b>2,610.21</b> |
|                |            |              |   |                | <b>Total Segment ECPI *</b>        | <b>9,152.34</b> |
|                |            |              |   |                | <b>SMSF Annual Return Rounding</b> | <b>2.34</b>     |
|                |            |              |   |                | <b>Total ECPI</b>                  | <b>9,150.00</b> |

\* Total Segment ECPI does not include ECPI amounts from Label A. The total ECPI from Label A is shown separately at the start of the report.

S A DAWKINS PENSION FUND

**Pension Non Deductible Expense Report**

For The Period 01 July 2021 - 30 June 2022

|   | Date       | Account Code | Account Description           | Amount | Expense % | Deductible  | Non Deductible  |
|---|------------|--------------|-------------------------------|--------|-----------|-------------|-----------------|
| <b>Segment - 01 July 2021 to 30 June 2022</b> |            |              |                               |        |           |             |                 |
| <b>Label H</b>                                |            |              |                               |        |           |             |                 |
| <b>Deemed Segregated</b>                      |            |              |                               |        |           |             |                 |
|   | 16/06/2022 | 30700        | Auditor's Remuneration        | 550.00 |           |             |                 |
|   |            |              | <b>Total</b>                  | 550.00 | 100.000 % | 0.00        | 550.00          |
| <b>Label J</b>                                |            |              |                               |        |           |             |                 |
| <b>Deemed Segregated</b>                      |            |              |                               |        |           |             |                 |
|   | 11/06/2022 | 30800        | ASIC Fees                     | 55.00  |           |             |                 |
|   | 16/06/2022 | 30100        | Accountancy Fees              | 450.00 |           |             |                 |
|   |            |              | <b>Total</b>                  | 505.00 | 100.000 % | 0.00        | 505.00          |
|   |            |              | <b>Total Segment Expenses</b> |        |           | <b>0.00</b> | <b>1,055.00</b> |
|   |            |              | <b>Total Expenses *</b>       |        |           | <b>0.00</b> | <b>1,055.00</b> |

\* General expense percentage - 100.000 %

\* Investment expense percentage - 100.000 %

# S A DAWKINS PENSION FUND

## Statement of Taxable Income

For the year ended 30 June 2022

|  | <b>2022</b>       |
|--|-------------------|
|  | <b>\$</b>         |
| Benefits accrued as a result of operations | (15,439.29)       |
| <b>Less</b>                                |                   |
| Exempt current pension income              | 9,150.00          |
| Realised Accounting Capital Gains          | 36,495.03         |
| Accounting Trust Distributions             | 1,793.09          |
|  | <u>47,438.12</u>  |
| <b>Add</b>                                 |                   |
| Decrease in MV of investments              | 27,416.96         |
| SMSF non deductible expenses               | 1,055.00          |
| Pension Payments                           | 29,661.23         |
| Franking Credits                           | 2,413.28          |
| TFN Credits - Dividends                    | 501.00            |
| Taxable Trust Distributions                | 1,832.28          |
|  | <u>62,879.75</u>  |
| SMSF Annual Return Rounding                | (2.34)            |
| <b>Taxable Income or Loss</b>              | <u>0.00</u>       |
| Income Tax on Taxable Income or Loss       | 0.00              |
| <b>Less</b>                                |                   |
| Franking Credits                           | 2,413.28          |
| <b>TAX PAYABLE</b>                         | <u>(2,413.28)</u> |
| <b>Less</b>                                |                   |
| TFN Credits                                | 501.00            |
| <b>CURRENT TAX OR REFUND</b>               | <u>(2,914.28)</u> |
| Supervisory Levy                           | 259.00            |
| <b>AMOUNT DUE OR REFUNDABLE</b>            | <u>(2,655.28)</u> |



**S A DAWKINS PENSION FUND**

**Tax Reconciliation Report**

For the year ended 30 June 2022

| Tax Return Label   | Date       | Account Code | Account Name                              | Amount<br>\$    |
|--|------------|--------------|---|-----------------|
| <b>H2 - Expenses - SMSF auditor fee non deductible</b>                             |            |              |   |                 |
|  | 16/06/2022 | 30700        | Auditor's Remuneration                    | 550.00          |
| <b>Sub-Total</b>   |            |              |   | <b>550.00</b>   |
| <b>Ignore Cents</b>  |            |              |   | <b>0.00</b>     |
| <b>Total</b>   |            |              |   | <b>550.00</b>   |
| <b>J2 - Expenses - Management and administration expenses non deductible</b>       |            |              |   |                 |
|  | 11/06/2022 | 30800        | ASIC Fees                                 | 55.00           |
|  | 16/06/2022 | 30100        | Accountancy Fees                          | 450.00          |
| <b>Sub-Total</b>   |            |              |   | <b>505.00</b>   |
| <b>Ignore Cents</b>  |            |              |   | <b>0.00</b>     |
| <b>Total</b>   |            |              |   | <b>505.00</b>   |
| <b>Y - TOTAL NON DEDUCTIBLE EXPENSES</b>   |            |              |   | 1,055.00        |
| <b>Sub-Total</b>   |            |              |   | <b>1,055.00</b> |
| <b>Ignore Cents</b>  |            |              |   | <b>0.00</b>     |
| <b>Total</b>   |            |              |   | <b>1,055.00</b> |
| <b>Z - TOTAL SMSF EXPENSES</b>   |            |              |   | 1,055.00        |
| <b>Sub-Total</b>   |            |              |   | <b>1,055.00</b> |
| <b>Ignore Cents</b>  |            |              |   | <b>0.00</b>     |
| <b>Total</b>   |            |              |   | <b>1,055.00</b> |
| <b>E1 - Complying fund's franking credits tax offset</b>                           |            |              |   |                 |
|  | 09/03/2022 | 23900/FMG.AX | Fortescue Metals Group Ltd                | 1,635.35        |
|  | 30/06/2022 | 23800/VHY.AX | Vanguard Australian Shares High Yield Etf | 519.42          |
|  | 30/06/2022 | 23800/MVB.AX | Vaneck Australian Banks Etf               | 258.51          |
| <b>Sub-Total</b>   |            |              |   | <b>2,413.28</b> |
| <b>Ignore Cents</b>  |            |              |   | <b>0.00</b>     |
| <b>Total</b>   |            |              |   | <b>2,413.28</b> |
| <b>E - Refundable tax offsets</b>  |            |              |   | 2,413.28        |
| <b>Sub-Total</b>   |            |              |   | <b>2,413.28</b> |
| <b>Ignore Cents</b>  |            |              |   | <b>0.00</b>     |
| <b>Total</b>   |            |              |   | <b>2,413.28</b> |
| <b>H3 - Credit for tax withheld – where ABN or TFN not quoted (non-individual)</b> |            |              |   |                 |
|  | 11/03/2022 | 23900/BLD.AX | Boral Limited.                            | 501.00          |
| <b>Sub-Total</b>   |            |              |   | <b>501.00</b>   |
| <b>Ignore Cents</b>  |            |              |   | <b>0.00</b>     |
| <b>Total</b>   |            |              |   | <b>501.00</b>   |
| <b>H - Eligible credits</b>  |            |              |   | 501.00          |

**S A DAWKINS PENSION FUND**

**Tax Reconciliation Report**

For the year ended 30 June 2022

| <b>Tax Return Label</b>                        | <b>Date</b> | <b>Account Code</b> | <b>Account Name</b> | <b>Amount</b>     |
|--|-------------|---------------------|---------------------|-------------------|
|  |             |                     |                     | <b>\$</b>         |
| <b>H - Eligible credits</b>                    |             |                     |                     |                   |
| <b>Sub-Total</b>                               |             |                     |                     | <b>501.00</b>     |
| <b>Ignore Cents</b>                            |             |                     |                     | <b>0.00</b>       |
| <b>Total</b>                                   |             |                     |                     | <b>501.00</b>     |
| <b>I - Remainder of refundable tax offsets</b> |             |                     |                     |                   |
|  |             |                     |                     | 2,413.28          |
| <b>Sub-Total</b>                               |             |                     |                     | <b>2,413.28</b>   |
| <b>Ignore Cents</b>                            |             |                     |                     | <b>0.00</b>       |
| <b>Total</b>                                   |             |                     |                     | <b>2,413.28</b>   |
| <b>L - Supervisory levy</b>                    |             |                     |                     |                   |
|  |             |                     |                     | 259.00            |
| <b>Sub-Total</b>                               |             |                     |                     | <b>259.00</b>     |
| <b>Ignore Cents</b>                            |             |                     |                     | <b>0.00</b>       |
| <b>Total</b>                                   |             |                     |                     | <b>259.00</b>     |
| <b>S - AMOUNT DUE OR REFUNDABLE</b>            |             |                     |                     |                   |
|  |             |                     |                     | (2,655.28)        |
| <b>Sub-Total</b>                               |             |                     |                     | <b>(2,655.28)</b> |
| <b>Ignore Cents</b>                            |             |                     |                     | <b>0.00</b>       |
| <b>Total</b>                                   |             |                     |                     | <b>(2,655.28)</b> |



## Income tax 551

|                       |                  |
|-----------------------|------------------|
| <b>Date generated</b> | 01 February 2023 |
| <b>Overdue</b>        | \$0.00           |
| <b>Not yet due</b>    | \$0.00           |
| <b>Balance</b>        | \$0.00           |

## Transactions

5 results found - from **01 February 2021** to **01 February 2023** sorted by **processed date** ordered **newest to oldest**

| Processed date | Effective date | Description   | Debit (DR) | Credit (CR) | Balance       |
|----------------|----------------|---|------------|-------------|---------------|
| 8 Aug 2022     | 11 Aug 2022    | Cheque refund for Income Tax for the period from 01 Jul 20 to 30 Jun 21               | \$1,193.56 |             | \$0.00        |
| 8 Aug 2022     | 5 Aug 2022     | Repaid EFT refund for Income Tax for the period from 01 Jul 20 to 30 Jun 21           |            | \$1,193.56  | \$1,193.56 CR |
| 2 Aug 2022     | 5 Aug 2022     | EFT refund for Income Tax for the period from 01 Jul 20 to 30 Jun 21                  | \$1,193.56 |             | \$0.00        |
| 2 Aug 2022     | 2 Aug 2022     | Interest on overpayment for Income Tax for the period from 01 Jul 20 to 30 Jun 21     |            | \$1.48      | \$1,193.56 CR |
| 2 Aug 2022     | 14 Jun 2022    | Tax return Self Man Superfund - Income Tax for the period from 01 Jul 20 to 30 Jun 21 |            | \$1,192.08  | \$1,192.08 CR |



S A DAWKINS PENSION FUND  
PO BOX 1906  
MACQUARIE CENTRE NSW 2113

Statement period 01 Jul 22 to 02 Aug 22  
Tax file number [REDACTED]  
Date of issue 05 August 2022  
Statement number 12  
Our reference 7131701132998  
Internet: [www.ato.gov.au](http://www.ato.gov.au) Account enquiries: 13 28 66

Income Tax Account  
Statement of Account

|  |        |
|--|--------|
| Total account balance as at 02 August 2022 | \$0.00 |
|--|--------|

Your refund of \$1,193.56, ATO005000016635433 has been forwarded to your nominated financial institution.

| Transaction list - This statement shows transactions for the period 01 July 2022 to 02 August 2022 (inclusive). |                |   |          |           |             |
|---|----------------|---|----------|-----------|-------------|
| Process date  | Effective date | Description of transaction  | Debit \$ | Credit \$ | Balance \$  |
| 16 Dec 20   |                | <b>OPENING BALANCE</b>  |          |           | 0.00        |
| 02 Aug 22   | 14 Jun 22      | Tax return Self Man Superfund - Income Tax for the period from 01 Jul 20 to 30 Jun 21 |          | 1,192.08  | 1,192.08 CR |
| 02 Aug 22   | 02 Aug 22      | Interest on overpayment for Income Tax for the period from 01 Jul 20 to 30 Jun 21     |          | 1.48      | 1,193.56 CR |
| 02 Aug 22   | 05 Aug 22      | EFT refund for Income Tax for the period from 01 Jul 20 to 30 Jun 21                  | 1,193.56 |           | 0.00        |
| 02 Aug 22   |                | <b>CLOSING BALANCE</b>  |          |           | <b>0.00</b> |

Melinda Smith  
Deputy Commissioner of Taxation

Please see over for important information about your statement

## IMPORTANT INFORMATION ABOUT YOUR STATEMENT

### Statement transactions

This statement only lists those transactions that we processed on your account for the period shown. Any transactions processed earlier that are due and payable within this period are included in the opening balance. This statement may not cover all your dealings with us. For example, you may have amounts outstanding in relation to other accounts or current legal, release or dispute actions. You can find out the current balance of your account and details of other accounts by calling us on the numbers listed below.

### Explanation of terms

**The process date** is the date that we processed a particular transaction.

**The effective date** is the date we use for the calculation of general interest charge and other penalties or interest. It is also the due date of any liabilities.

### General interest charge (GIC)

Where any amount is not paid by the due date, GIC accrues on the outstanding balance until the entire amount has been paid. Interest is calculated on a daily compounding basis. GIC is currently imposed at a rate of 8.00% per annum (reviewed every three months). The GIC is tax deductible in the year that it is incurred.

**GIC remission** – You can request remission of GIC. We may remit the GIC if satisfied that the delay was due to circumstances beyond your control and you took reasonable steps to lessen the effects of those circumstances. We may also remit GIC in other circumstances where this would be fair and reasonable.

### What you need if you phone us

We need to know we are talking to the right person before we can discuss your tax affairs. We will ask for details only you or someone you have authorised would know. An authorised person is someone who you have previously told us can act on your behalf. If you can, please have your tax file number or Australian business number with you.

For information about your rights and obligations go to [www.ato.gov.au/taxpayerscharter](http://www.ato.gov.au/taxpayerscharter)

### How to contact us

Individuals - phone us on **13 28 61** (8.00am - 6.00pm Monday to Friday).

Businesses - phone us on **13 28 66** (8.00am - 6.00pm Monday to Friday).

If you do not speak English and need help from us phone the Translating and Interpreting Service on **13 14 50**.

If you have a hearing or speech impairment phone the National Relay Service on **13 36 77**.

# A - Financial Statements

2022 Financial Year

---

**Preparer** Lousse Montiel

**Reviewer** Steven Lee

**Status** Completed

## Supporting Documents

No supporting documents

## Standard Checklist

- Attach copy of Financial Statements
- Attach copy of SMSF Annual Return

## B - Permanent Documents

2022 Financial Year

---

**Preparer** Louise Montiel

**Reviewer** Steven Lee

**Status** Completed

### Supporting Documents

- Fund Summary Report Report
- Super\_Fund\_Lookup.pdf
- ABN\_Lookup.pdf

### Standard Checklist

- Attach latest copy of ASIC annual company statement (if corporate trustee)
- Ensure latest copies of ATO Trustee Declarations and ATO confirmation that the fund is a regulated fund is attached
- Ensure latest copies of trustee consents, member consents and registers are attached
- Ensure latest copy of trust deed (including amendments) are attached
- Use [Australian Business Register](#) to ensure details are correct
- Use [Super Fund Lookup](#) to check the eligibility to receive rollovers and contributions

# S A DAWKINS PENSION FUND

## Fund Summary Report

As at 30 June 2022

### Fund Details

Date Formed: 30/09/2007

Tax File Number: Provided

ABN: 81027635158

Period: 01/07/2021 - 30/06/2022

Fund Type: SMSF

GST Registered: No

### Postal Address:

3b Casey Court

Deloraine, Tasmania 7304

### Physical Address:

3b Casey Court

Deloraine, Tasmania 7304

### Members

Number of Members: 1

| Name           | Age | Member Accounts | Pension Accounts | Tax File Number | Beneficiary Details |
|----------------|-----|-----------------|------------------|-----------------|---------------------|
| Dawkins, Sally | 77  | 1               | 1                | Provided        | Not Provided        |

### Fund Relationships

| Relationship Type | Contact   |
|-------------------|---|
| Accountant        | Superhelp Australia Pty Limited                                       |
| Auditor           | Pinnacle Super Pty Ltd  |
| Fund Contact      | Dawkins, Sally  |
| Tax Agent         | Superhelp Australia Pty Limited                                       |
| Trustee           | Sa Dawkins Pension Company Pty Ltd<br>Dawkins, Sally<br>Dawkins, John |





## Current details for ABN 81 027 635 158

### ABN details

|                             |                                  |
|-----------------------------|----------------------------------|
| Entity name:                | S A DAWKINS PENSION FUND         |
| ABN status:                 | Active from 30 Sep 2007          |
| Entity type:                | Superannuation Fund              |
| Goods & Services Tax (GST): | Not currently registered for GST |
| Main business location:     | TAS 7304                         |

### Super Fund Lookup

[Use Super Fund Lookup](#) to check the eligibility of **S A DAWKINS PENSION FUND** to receive rollovers and contributions

### Deductible gift recipient status

Not entitled to receive tax deductible gifts

#### Disclaimer

The Registrar makes every reasonable effort to maintain current and accurate information on this site. The Commissioner of Taxation advises that if you use ABN Lookup for information about another entity for taxation purposes and that information turns out to be incorrect, in certain circumstances you will be protected from liability. For more information see [disclaimer](#)



## S A DAWKINS PENSION FUND

### ABN details

|                  |  |
|------------------|--|
| ABN:             | 81 027 635 158 <a href="#">View record on ABN Lookup</a> |
| ABN Status:      | Active from 30 Sep 2007                                  |
| Fund type:       | ATO Regulated Self-Managed Superannuation Fund           |
| Contact details: | 13 TOWER HILL ST<br>DELORAINES TAS 7304<br>AUSTRALIA     |
| Status:          | Complying  |

### Previous name(s)

| Previous fund name                      | From        | To          |
|---|-------------|-------------|
| The trustee for SA Dawkins Pension Fund | 30 Sep 2007 | 21 Oct 2008 |

### What does 'Complying' mean?

A 'Complying' SMSF:

- is a regulated fund
- is a resident of Australia, and
- has been issued with a [Notice of compliance](#)

### APRA Funds

See the [guidance](#) issued by APRA for further assistance in managing transfers and rollovers to SMSFs. Use the [ATO Business Portal](#) to verify a person is a member of the SMSF before completing a transfer or rollover.

### Superannuation guarantee payments

Contributions made to complying funds can qualify as Superannuation Guarantee (SG) payments. This record extract can be used to confirm this fund has been issued with a Notice of Compliance and is currently entitled to receive employer SG payments.

### Tax rates

Complying funds that meet [Superannuation Industry \(Supervision\) Act 1993](#) (SISA) standards qualify for [concessional tax rates](#).

Also refer to [frequently asked questions](#)

### Disclaimer

This extract is based on information supplied by superannuation entities to the Commissioner of Taxation.

**Important** Neither the Australian Government nor the ATO endorse or guarantee the performance of super funds.

## C - Other Documents

2022 Financial Year

---

**Preparer** Lousse Montiel

**Reviewer** Steven Lee

**Status** Completed

### Supporting Documents

- Investment Strategy\_signed.pdf

### Standard Checklist

- Attach copy of any SOAs issued during the Financial Year
- Attach copy of Investment Strategy
- Attach signed Engagement Letter
- Attach signed Trustee Representation Letter
- Attach Trustee Minutes prepared during the year

# S A DAWKINS PENSION FUND

## Projected Investment Strategy

---

### Overview

The aim of this strategy is to provide the Members with an income on retirement.

### Investment Objectives

The Trustee(s) will at all times ensure the funds assets are invested in accordance with the trust deed and comply with the applicable legislative requirements.

The Trustee(s) will act prudently to maximise the rate of return, subject to acceptable risk parameters whilst maintaining an appropriate diversification across a broad range of assets whilst assessing the risks where it is determined the fund's portfolio lacks diversification and/or has elected to implement a sector bias.

Having considered the risk profile of the fund and the member's needs and circumstances, the trustee has adopted the following objectives for the investment of assets of the fund;

- to achieve an investment return (based on market values and net of tax and charges) that exceeds the CPI by at least 3% per annum when measured over a rolling 5 year period.
- to have a probability of zero or negative returns in any 12 Month period of less than one in five years; and
- have sufficient liquidity to meet liabilities as and when they fall due.
- to consider the need to hold a policy of insurance for one or more members of the fund.

### Investment Strategy

The fund will invest in a portfolio of assets according to market conditions and within the ranges specified below:

### Asset Allocation

The targeted asset allocation will be in the following ranges:

| <u>Asset Class</u>           | <u>Target Range</u> | <u>Benchmark</u> |
|------------------------------|---------------------|------------------|
| Australian Shares            | 0 - 0 %             | 0 %              |
| International Shares         | 0 - 0 %             | 0 %              |
| Cash                         | 0 - 100 %           | 100 %            |
| Australian Fixed Interest    | 0 - 0 %             | 0 %              |
| International Fixed Interest | 0 - 0 %             | 0 %              |
| Mortgages                    | 0 - 0 %             | 0 %              |
| Direct Property              | 0 - 0 %             | 0 %              |
| Listed Property              | 0 - 0 %             | 0 %              |
| Other                        | 0 - 0 %             | 0 %              |

Quality companies and trusts as supported by research and fundamental analysis will be selected. Direct investments in property, artwork and lease equipment may form part of the strategy provided there is sufficient basis for the decision.

### Insurance

The Trustees have considered and consulted Professional Advice where necessary to ensure that all fund members have the correct type and level of insurance. Insurance may be held within or outside the SMSF.


### Review and Monitoring


The trustees will monitor and review the fund's investment activities on a regular basis and to communicate with the members should they feel that any change in strategy is necessary in order to achieve the fund's objective.

S A DAWKINS PENSION FUND  
**Projected Investment Strategy**

---

Date: 25/9/2027

  
.....  
Sally Dawkins

  
.....  
John Dawkins

# D - Pension Documentation

2022 Financial Year

---

**Preparer** Louise Montiel

**Reviewer** Steven Lee

**Status** Completed

## Supporting Documents

- Pension Summary Report Report
- Transfer Balance Account Summary Report

## Standard Checklist

- Attach Actuarial Certificate
- Attach documentation supporting any pensions commenced during the financial year
- Attach documentation supporting any pensions commuted during the financial year
- Ensure correct Transfer Balance Account Reports have been lodged with the ATO

S A DAWKINS PENSION FUND

# Pension Summary

As at 30 June 2022

**Member Name :** Dawkins, Sally

**Member Age :** 76\* (Date of Birth : Provided)

| Member Code      | Pension Type          | Pension Start Date | Tax Free | Min / PF | Minimum     | Maximum | Gross Pension Payments | PAYG   | Net Pension Payment | Amount to reach Minimum |
|------------------|-----------------------|--------------------|----------|----------|-------------|---------|------------------------|--------|---------------------|-------------------------|
| DAWSAL<br>00003P | Account Based Pension | 30/06/2010         | 85.68%   | 3.00%    | \$8,620.00* | N/A     | \$29,661.23            | \$0.00 | \$29,661.23         | NIL                     |

\*COVID-19 50% reduction has been applied to the minimum pension amount.

|  |  |  |  |  |                   |               |                    |               |                    |               |
|--|--|--|--|--|-------------------|---------------|--------------------|---------------|--------------------|---------------|
|  |  |  |  |  | <b>\$8,620.00</b> | <b>\$0.00</b> | <b>\$29,661.23</b> | <b>\$0.00</b> | <b>\$29,661.23</b> | <b>\$0.00</b> |
|--|--|--|--|--|-------------------|---------------|--------------------|---------------|--------------------|---------------|

**Total :**

|  |  |  |  |  |                   |               |                    |               |                    |               |
|--|--|--|--|--|-------------------|---------------|--------------------|---------------|--------------------|---------------|
|  |  |  |  |  | <b>\$8,620.00</b> | <b>\$0.00</b> | <b>\$29,661.23</b> | <b>\$0.00</b> | <b>\$29,661.23</b> | <b>\$0.00</b> |
|--|--|--|--|--|-------------------|---------------|--------------------|---------------|--------------------|---------------|

\*Age as at 01/07/2021 or pension start date for new pensions.

**S A DAWKINS PENSION FUND**

**Transfer Balance Account Summary**

For The Period 01 July 2021 - 30 June 2022

| Member        | Pension Type | Date       | Lodgment Date | Transaction Type  | Event Type | Debit | Credit | Balance           | Cap Limit           | Remaining Cap       |
|---------------|--------------|------------|---------------|---|------------|-------|--------|-------------------|---------------------|---------------------|
| Sally Dawkins | Below Cap    |            |               |   |            |       |        |                   |                     |                     |
|               |              | 01/07/2021 |               | Cap Indexation (74.00%) - Highest TBA (420034.28/ 1600000.00) | N/A        |       |        |                   | 1,674,000.00        | 1,253,965.72        |
|               |              | 01/07/2021 |               | Opening Balance   |            |       |        | <b>420,034.28</b> | <b>1,674,000.00</b> | <b>1,253,965.72</b> |



# E - Estate Planning

2022 Financial Year

---

**Preparer** Lousse Montiel

**Reviewer** Steven Lee

**Status** Completed

## Supporting Documents

No supporting documents

## Standard Checklist

- Attach Death Benefit Nominations (if applicable)
- Attach Life Insurance Policies (if applicable)
- Attach Reversionary Pension documentation (if applicable)
- Attach SMSF Will (if applicable)
- Review current Estate planning to ensure it matches wishes of members