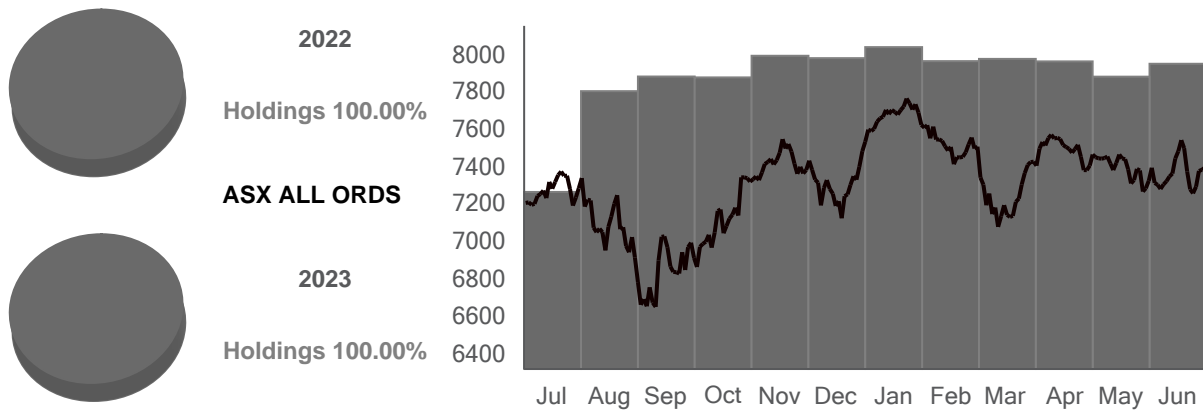


Financial Year Summary

01 Jul 2022 - 30 Jun 2023

Summary Information A/C 23281417	+/-	
Holdings valuation at start of period		\$173,368.60
Holdings valuation at end of period	\$138,021.81	\$311,390.41
Portfolio at start of period		\$173,368.60
Portfolio at end of period	\$138,021.81	\$311,390.41
Total portfolio value		\$311,390.41
Total brokerage		\$148.77
Information service fees		\$0.00
Estimated dividends and distributions		\$21,457.88
Estimated franking credits		\$8,834.56



While every effort has been made to provide you with an accurate statement, we give no warranty of accuracy or reliability and take no responsibility for any errors or omissions including negligence by any officers, employees or agents. We encourage you to confirm the information, holdings and valuations contained herein. Information contained in the report may only relate to the period since you commenced our service.

Copyright © 2023 Third Party Platform Pty Limited. All rights reserved.

Macquarie Online Trading is a service provided by Third Party Platform Pty Ltd ("TPP") ABN 74 121 227 905 AFSL No. 314341, at the request of Macquarie Bank Limited ABN 46 008 583 542 AFSL 237502 ("MBL"). TPP is a Participant of the ASX Group. Neither TPP nor MBL are representatives of each other. Some of the fees paid to TPP for the provision of its services will be remitted to MBL. TPP and MBL do not provide personal financial advice in relation to Macquarie Online Trading. You should consider your own financial situation, particular needs and investment objectives before acting on any of the information available on this report.

Holdings valuation

01 Jul 2022 - 30 Jun 2023

Holdings valuation at 1 Jul 2022

\$173,368.60

Equities

ASX code	Description	Quantity	Cost Price	Price	Value
ANZ	ANZ GROUP FPO	950	\$21.43	\$22.030	\$20,928.50
BHP	BHP GROUP FPO	750	\$40.45	\$41.250	\$30,937.50
CSL	CSL FPO	75	\$260.88	\$269.060	\$20,179.50
FMG	FORTESCUE FPO	1,150	\$17.27	\$17.530	\$20,159.50
LYC	LYNAS FPO	1,250	\$8.29	\$8.730	\$10,912.50
TLS	TELSTRA FPO	5,200	\$3.85	\$3.850	\$20,020.00
WBC	WESTPAC FPO	1,050	\$19.19	\$19.500	\$20,475.00
WES	WESFARMER FPO	710	\$42.15	\$41.910	\$29,756.10
Sub total					\$173,368.60

Holdings valuation at 30 Jun 2023

\$311,390.41

Equities

ASX code	Description	Quantity	Cost Price	Price	Value
ANZ	ANZ GROUP FPO	978	\$20.81	\$23.710	\$23,188.38
BHP	BHP GROUP FPO	1,389	\$36.91	\$44.990	\$62,491.11
CSL	CSL FPO	75	\$260.88	\$277.380	\$20,803.50
FMG	FORTESCUE FPO	1,150	\$17.27	\$22.180	\$25,507.00
LYC	LYNAS FPO	1,250	\$8.29	\$6.850	\$8,562.50
MFG	MAG FINC FPO	2,900	\$13.93	\$9.490	\$27,521.00
NHC	NEW HOPE FPO	6,500	\$4.96	\$4.850	\$31,525.00
TLS	TELSTRA FPO	5,200	\$3.85	\$4.300	\$22,360.00
WBC	WESTPAC FPO	1,050	\$19.19	\$21.340	\$22,407.00

While every effort has been made to provide you with an accurate statement, we give no warranty of accuracy or reliability and take no responsibility for any errors or omissions including negligence by any officers, employees or agents. We encourage you to confirm the information, holdings and valuations contained herein. Information contained in the report may only relate to the period since you commenced our service.

Copyright © 2023 Third Party Platform Pty Limited. All rights reserved.

Macquarie Online Trading is a service provided by Third Party Platform Pty Ltd ("TPP") ABN 74 121 227 905 AFSL No. 314341, at the request of Macquarie Bank Limited ABN 46 008 583 542 AFSL 237502 ("MBL"). TPP is a Participant of the ASX Group. Neither TPP nor MBL are representatives of each other. Some of the fees paid to TPP for the provision of its services will be remitted to MBL. TPP and MBL do not provide personal financial advice in relation to Macquarie Online Trading. You should consider your own financial situation, particular needs and investment objectives before acting on any of the information available on this report.

Holdings valuation (continued)

01 Jul 2022 - 30 Jun 2023

WES	WESFARMER FPO	738	\$42.35	\$49.340	\$36,412.92
Sub total					\$280,778.41

Interest Rate Securities

ASX code	Description	Quantity	Cost Price	Price	Value
WBCPL	WESTPAC NYR3QUT	300	\$101.98	\$102.040	\$30,612.00
Sub total					\$30,612.00

While every effort has been made to provide you with an accurate statement, we give no warranty of accuracy or reliability and take no responsibility for any errors or omissions including negligence by any officers, employees or agents. We encourage you to confirm the information, holdings and valuations contained herein. Information contained in the report may only relate to the period since you commenced our service.

Copyright © 2023 Third Party Platform Pty Limited. All rights reserved.

Macquarie Online Trading is a service provided by Third Party Platform Pty Ltd ("TPP") ABN 74 121 227 905 AFSL No. 314341, at the request of Macquarie Bank Limited ABN 46 008 583 542 AFSL 237502 ("MBL"). TPP is a Participant of the ASX Group. Neither TPP nor MBL are representatives of each other. Some of the fees paid to TPP for the provision of its services will be remitted to MBL. TPP and MBL do not provide personal financial advice in relation to Macquarie Online Trading. You should consider your own financial situation, particular needs and investment objectives before acting on any of the information available on this report.

Holdings valuation (continued)

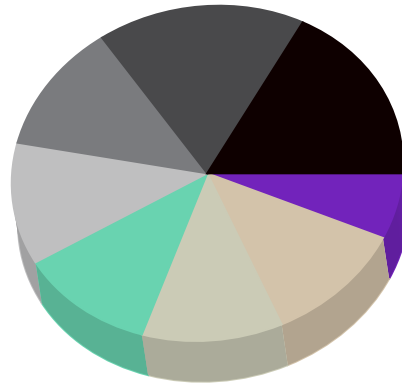
01 Jul 2022 - 30 Jun 2023

Holdings valuation at 1 Jul 2022

\$173,368.60

Holdings composition 1 Jul 2022

■ BHP 17.84%	■ WBC 11.81%	■ TLS 11.55%
■ WES 17.16%	■ CSL 11.64%	■ LYC 6.29%
■ ANZ 12.07%	■ FMG 11.63%	

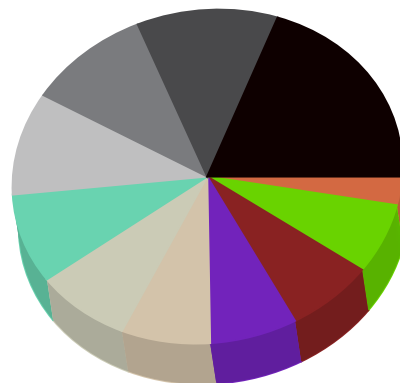


Holdings valuation at 30 Jun 2023

\$311,390.41

Holdings composition 30 Jun 2023

■ BHP 20.07%	■ MFG 8.84%	■ TLS 7.18%
■ WES 11.69%	■ FMG 8.19%	■ CSL 6.68%
■ NHC 10.12%	■ ANZ 7.45%	■ LYC 2.75%
■ WBCPL 9.83%	■ WBC 7.20%	



While every effort has been made to provide you with an accurate statement, we give no warranty of accuracy or reliability and take no responsibility for any errors or omissions including negligence by any officers, employees or agents. We encourage you to confirm the information, holdings and valuations contained herein. Information contained in the report may only relate to the period since you commenced our service.

Copyright © 2023 Third Party Platform Pty Limited. All rights reserved.

Macquarie Online Trading is a service provided by Third Party Platform Pty Ltd ("TPP") ABN 74 121 227 905 AFSL No. 314341, at the request of Macquarie Bank Limited ABN 46 008 583 542 AFSL 237502 ("MBL"). TPP is a Participant of the ASX Group. Neither TPP nor MBL are representatives of each other. Some of the fees paid to TPP for the provision of its services will be remitted to MBL. TPP and MBL do not provide personal financial advice in relation to Macquarie Online Trading. You should consider your own financial situation, particular needs and investment objectives before acting on any of the information available on this report.

Transaction summary

01 Jul 2022 - 30 Jun 2023

Equities

ANZ ANZ GROUP HOLDINGS ORDINARY

Date	Type	Action	Quantity	Unit price	Trade value	Brokerage	Other fees	GST	Total value
20/06/2022	Buy	B22271428	950	\$21.4000	\$20,330.00	\$22.18	\$0.00	\$2.22	\$20,354.40
15/12/2022	In	Transfer	28	\$0.0000	\$0.00	\$0.00	\$0.00	\$0.00	\$0.00
Sub total			978						

ANZR ANZ BANKING GRP LTD RTS08AUG22 FORUS

Date	Type	Action	Quantity	Unit price	Trade value	Brokerage	Other fees	GST	Total value
22/07/2022	In	Transfer	64	\$0.0000	\$0.00	\$0.00	\$0.00	\$0.00	\$0.00
25/08/2022	Out	Transfer	(64)	\$0.0000	(\$0.00)	\$0.00	\$0.00	\$0.00	(\$0.00)
Sub total			0						

BHP BHP GROUP LIMITED ORDINARY

Date	Type	Action	Quantity	Unit price	Trade value	Brokerage	Other fees	GST	Total value
20/06/2022	Buy	B22271577	750	\$40.4000	\$30,300.00	\$33.06	\$0.00	\$3.31	\$30,336.37
01/09/2022	Buy	B22542772	550	\$38.0000	\$20,900.00	\$22.80	\$0.00	\$2.28	\$20,925.08
06/10/2022	In	Transfer	50	\$0.0000	\$0.00	\$0.00	\$0.00	\$0.00	\$0.00
12/04/2023	In	Transfer	39	\$0.0000	\$0.00	\$0.00	\$0.00	\$0.00	\$0.00
Sub total			1,389						

MFG MAGELLAN FIN GRP LTD ORDINARY

Date	Type	Action	Quantity	Unit price	Trade value	Brokerage	Other fees	GST	Total value
17/08/2022	Buy	B22479269	2,900	\$13.9100	\$40,339.00	\$44.01	\$0.00	\$4.40	\$40,387.41

While every effort has been made to provide you with an accurate statement, we give no warranty of accuracy or reliability and take no responsibility for any errors or omissions including negligence by any officers, employees or agents. We encourage you to confirm the information, holdings and valuations contained herein. Information contained in the report may only relate to the period since you commenced our service.

Copyright © 2023 Third Party Platform Pty Limited. All rights reserved.

Macquarie Online Trading is a service provided by Third Party Platform Pty Ltd ("TPP") ABN 74 121 227 905 AFSL No. 314341, at the request of Macquarie Bank Limited ABN 46 008 583 542 AFSL 237502 ("MBL"). TPP is a Participant of the ASX Group. Neither TPP nor MBL are representatives of each other. Some of the fees paid to TPP for the provision of its services will be remitted to MBL. TPP and MBL do not provide personal financial advice in relation to Macquarie Online Trading. You should consider your own financial situation, particular needs and investment objectives before acting on any of the information available on this report.

Transaction summary (continued)

01 Jul 2022 - 30 Jun 2023

Sub total 2,900

NHC NEW HOPE CORPORATION ORDINARY

Date	Type	Action	Quantity	Unit price	Trade value	Brokerage	Other fees	GST	Total value
19/08/2022	Buy	B22491842	6,500	\$4.9500	\$32,175.00	\$35.10	\$0.00	\$3.51	\$32,213.61

Sub total 6,500

WES WESFARMERS LIMITED ORDINARY

Date	Type	Action	Quantity	Unit price	Trade value	Brokerage	Other fees	GST	Total value
29/06/2022	Buy	B22308663	710	\$42.1000	\$29,891.00	\$32.61	\$0.00	\$3.26	\$29,926.87
06/10/2022	In	Transfer	15	\$45.8581	\$687.87	\$0.00	\$0.00	\$0.00	\$687.87
28/03/2023	In	Transfer	13	\$48.9754	\$636.68	\$0.00	\$0.00	\$0.00	\$636.68

Sub total 738

Interest Rate Securities

WBCPL WESTPAC BANKING CORP CN 3M PER Q RD T-28

Date	Type	Action	Quantity	Unit price	Trade value	Brokerage	Other fees	GST	Total value
11/08/2022	Buy	B22459936	300	\$101.8600	\$30,558.00	\$33.34	\$0.00	\$3.33	\$30,594.67

Sub total 300

Please note that the Transaction Date listed of any Off Market Transfers (Transfer) may not necessarily match the Date of Purchase listed on the Off Market transfer form.

While every effort has been made to provide you with an accurate statement, we give no warranty of accuracy or reliability and take no responsibility for any errors or omissions including negligence by any officers, employees or agents. We encourage you to confirm the information, holdings and valuations contained herein. Information contained in the report may only relate to the period since you commenced our service.

Copyright © 2023 Third Party Platform Pty Limited. All rights reserved.

Macquarie Online Trading is a service provided by Third Party Platform Pty Ltd ("TPP") ABN 74 121 227 905 AFSL No. 314341, at the request of Macquarie Bank Limited ABN 46 008 583 542 AFSL 237502 ("MBL"). TPP is a Participant of the ASX Group. Neither TPP nor MBL are representatives of each other. Some of the fees paid to TPP for the provision of its services will be remitted to MBL. TPP and MBL do not provide personal financial advice in relation to Macquarie Online Trading. You should consider your own financial situation, particular needs and investment objectives before acting on any of the information available on this report.

Brokerage & information services

01 Jul 2022 - 30 Jun 2023

August 2022	Amount	GST	Total
Brokerage and trail fees	\$112.45	\$11.24	\$123.69
Information services	\$0.00	\$0.00	\$0.00
	\$112.45	\$11.24	\$123.69

September 2022	Amount	GST	Total
Brokerage and trail fees	\$22.80	\$2.28	\$25.08
Information services	\$0.00	\$0.00	\$0.00
	\$22.80	\$2.28	\$25.08

Brokerage total	\$135.25	\$13.52	\$148.77
Information services total	\$0.00	\$0.00	\$0.00

While every effort has been made to provide you with an accurate statement, we give no warranty of accuracy or reliability and take no responsibility for any errors or omissions including negligence by any officers, employees or agents. We encourage you to confirm the information, holdings and valuations contained herein. Information contained in the report may only relate to the period since you commenced our service.

Copyright © 2023 Third Party Platform Pty Limited. All rights reserved.

Macquarie Online Trading is a service provided by Third Party Platform Pty Ltd ("TPP") ABN 74 121 227 905 AFSL No. 314341, at the request of Macquarie Bank Limited ABN 46 008 583 542 AFSL 237502 ("MBL"). TPP is a Participant of the ASX Group. Neither TPP nor MBL are representatives of each other. Some of the fees paid to TPP for the provision of its services will be remitted to MBL. TPP and MBL do not provide personal financial advice in relation to Macquarie Online Trading. You should consider your own financial situation, particular needs and investment objectives before acting on any of the information available on this report.

Estimated dividends & distributions

01 Jul 2022 - 30 Jun 2023

ANZ ANZ GROUP HOLDINGS ORDINARY

Ex div. date	Payment date	Type	Div. amount	Franking %	Balance	Franking credit	Est. dividend
07/11/2022	15/12/2022	Final	\$0.74	100.00%	950	\$301.29	\$703.00
Estimated sub total						\$301.29	\$703.00

BHP BHP GROUP LIMITED ORDINARY

Ex div. date	Payment date	Type	Div. amount	Franking %	Balance	Franking credit	Est. dividend
01/09/2022	22/09/2022	Final	\$2.551839	100.00%	750	\$820.23	\$1,913.88
09/03/2023	30/03/2023	Interim	\$1.363636	100.00%	1,350	\$788.96	\$1,840.91
Estimated sub total						\$1,609.19	\$3,754.79

CSL CSL LIMITED ORDINARY

Ex div. date	Payment date	Type	Div. amount	Franking %	Balance	Franking credit	Est. dividend
06/09/2022	05/10/2022	Final	\$1.758307	10.00%	75	\$5.65	\$131.87
09/03/2023	05/04/2023	Interim	\$1.621458	0.00%	75	\$0.00	\$121.61
Estimated sub total						\$5.65	\$253.48

FMG FORTESCUE METALS GRP ORDINARY

Ex div. date	Payment date	Type	Div. amount	Franking %	Balance	Franking credit	Est. dividend
05/09/2022	29/09/2022	Final	\$1.21	100.00%	1,150	\$596.36	\$1,391.50
27/02/2023	29/03/2023	Interim	\$0.75	100.00%	1,150	\$369.64	\$862.50
Estimated sub total						\$966.00	\$2,254.00

While every effort has been made to provide you with an accurate statement, we give no warranty of accuracy or reliability and take no responsibility for any errors or omissions including negligence by any officers, employees or agents. We encourage you to confirm the information, holdings and valuations contained herein. Information contained in the report may only relate to the period since you commenced our service.

Copyright © 2023 Third Party Platform Pty Limited. All rights reserved.

Macquarie Online Trading is a service provided by Third Party Platform Pty Ltd ("TPP") ABN 74 121 227 905 AFSL No. 314341, at the request of Macquarie Bank Limited ABN 46 008 583 542 AFSL 237502 ("MBL"). TPP is a Participant of the ASX Group. Neither TPP nor MBL are representatives of each other. Some of the fees paid to TPP for the provision of its services will be remitted to MBL. TPP and MBL do not provide personal financial advice in relation to Macquarie Online Trading. You should consider your own financial situation, particular needs and investment objectives before acting on any of the information available on this report.

Estimated dividends & distributions (continued)

01 Jul 2022 - 30 Jun 2023

MFG MAGELLAN FIN GRP LTD ORDINARY

Ex div. date	Payment date	Type	Div. amount	Franking %	Balance	Franking credit	Est. dividend
22/08/2022	06/09/2022	Final	\$0.689	80.00%	2,900	\$685.06	\$1,998.10
21/02/2023	08/03/2023	Interim	\$0.469	85.00%	2,900	\$495.47	\$1,360.10
Estimated sub total						\$1,180.53	\$3,358.20

NHC NEW HOPE CORPORATION ORDINARY

Ex div. date	Payment date	Type	Div. amount	Franking %	Balance	Franking credit	Est. dividend
24/10/2022	08/11/2022	Final	\$0.56	100.00%	6,500	\$1,560.00	\$3,640.00
17/04/2023	03/05/2023	Interim	\$0.40	100.00%	6,500	\$1,114.29	\$2,600.00
Estimated sub total						\$2,674.29	\$6,240.00

TLS TELSTRA GROUP ORDINARY

Ex div. date	Payment date	Type	Div. amount	Franking %	Balance	Franking credit	Est. dividend
24/08/2022	21/09/2022	Final	\$0.085	100.00%	5,200	\$189.43	\$442.00
01/03/2023	31/03/2023	Interim	\$0.085	100.00%	5,200	\$189.43	\$442.00
Estimated sub total						\$378.86	\$884.00

While every effort has been made to provide you with an accurate statement, we give no warranty of accuracy or reliability and take no responsibility for any errors or omissions including negligence by any officers, employees or agents. We encourage you to confirm the information, holdings and valuations contained herein. Information contained in the report may only relate to the period since you commenced our service.

Copyright © 2023 Third Party Platform Pty Limited. All rights reserved.

Macquarie Online Trading is a service provided by Third Party Platform Pty Ltd ("TPP") ABN 74 121 227 905 AFSL No. 314341, at the request of Macquarie Bank Limited ABN 46 008 583 542 AFSL 237502 ("MBL"). TPP is a Participant of the ASX Group. Neither TPP nor MBL are representatives of each other. Some of the fees paid to TPP for the provision of its services will be remitted to MBL. TPP and MBL do not provide personal financial advice in relation to Macquarie Online Trading. You should consider your own financial situation, particular needs and investment objectives before acting on any of the information available on this report.

Estimated dividends & distributions (continued)

01 Jul 2022 - 30 Jun 2023

WBC WESTPAC BANKING CORP ORDINARY

Ex div. date	Payment date	Type	Div. amount	Franking %	Balance	Franking credit	Est. dividend
17/11/2022	20/12/2022	Final	\$0.64	100.00%	1,050	\$288.00	\$672.00
11/05/2023	27/06/2023	Interim	\$0.70	100.00%	1,050	\$315.00	\$735.00
Estimated sub total						\$603.00	\$1,407.00

WBCPL WESTPAC BANKING CORP CN 3M PER Q RD T-28

Ex div. date	Payment date	Type	Div. amount	Franking %	Balance	Franking credit	Est. dividend
13/09/2022	23/09/2022	Interim	\$0.6894	100.00%	300	\$88.64	\$206.82
13/12/2022	22/12/2022	Interim	\$1.1004	100.00%	300	\$141.48	\$330.12
13/03/2023	22/03/2023	Interim	\$1.1429	100.00%	300	\$146.94	\$342.87
13/06/2023	22/06/2023	Interim	\$1.252	100.00%	300	\$160.97	\$375.60
Estimated sub total						\$538.03	\$1,255.41

WES WESFARMERS LIMITED ORDINARY

Ex div. date	Payment date	Type	Div. amount	Franking %	Balance	Franking credit	Est. dividend
31/08/2022	06/10/2022	Final	\$1.00	100.00%	710	\$304.29	\$710.00
20/02/2023	28/03/2023	Interim	\$0.88	100.00%	725	\$273.43	\$638.00
Estimated sub total						\$577.72	\$1,348.00

While every effort has been made to provide you with an accurate statement, we give no warranty of accuracy or reliability and take no responsibility for any errors or omissions including negligence by any officers, employees or agents. We encourage you to confirm the information, holdings and valuations contained herein. Information contained in the report may only relate to the period since you commenced our service.

Copyright © 2023 Third Party Platform Pty Limited. All rights reserved.

Macquarie Online Trading is a service provided by Third Party Platform Pty Ltd ("TPP") ABN 74 121 227 905 AFSL No. 314341, at the request of Macquarie Bank Limited ABN 46 008 583 542 AFSL 237502 ("MBL"). TPP is a Participant of the ASX Group. Neither TPP nor MBL are representatives of each other. Some of the fees paid to TPP for the provision of its services will be remitted to MBL. TPP and MBL do not provide personal financial advice in relation to Macquarie Online Trading. You should consider your own financial situation, particular needs and investment objectives before acting on any of the information available on this report.

Estimated dividends & distributions (continued)

01 Jul 2022 - 30 Jun 2023

Estimated total

\$8,834.56

\$21,457.88

The information presented in this report is a general estimation and is intended as a guide for indicative purposes only. It is an extrapolation of our understanding of your holdings against publicly available dividend entitlement and payment information. It should not be considered a replacement for your own records. We encourage you to confirm the information and holdings represented here.

While every effort has been made to provide you with an accurate statement, we give no warranty of accuracy or reliability and take no responsibility for any errors or omissions including negligence by any officers, employees or agents. We encourage you to confirm the information, holdings and valuations contained herein. Information contained in the report may only relate to the period since you commenced our service.

Copyright © 2023 Third Party Platform Pty Limited. All rights reserved.

Macquarie Online Trading is a service provided by Third Party Platform Pty Ltd ("TPP") ABN 74 121 227 905 AFSL No. 314341, at the request of Macquarie Bank Limited ABN 46 008 583 542 AFSL 237502 ("MBL"). TPP is a Participant of the ASX Group. Neither TPP nor MBL are representatives of each other. Some of the fees paid to TPP for the provision of its services will be remitted to MBL. TPP and MBL do not provide personal financial advice in relation to Macquarie Online Trading. You should consider your own financial situation, particular needs and investment objectives before acting on any of the information available on this report.